

Pennsylvania Telephone Association

"The Communications
Leader in Pennsylvania"

30 N. Third Street
Suite 300
Harrisburg, PA
17101

Phone
717-238-8311

Fax
717-238-5352

Internet
www.patel.org

E-mail: info@patel.org

Steven J. Samara
President

Ms. Rosemary Chiavetta
Secretary
Pennsylvania Public Utility Commission
P.O. Box 3265
Harrisburg, PA 17105

May 16, 2013

Re: **Armstrong Telephone Company - North**
M-2012-2291824
PROPRIETARY Information (via hand delivery)

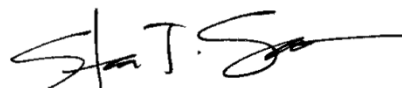
Dear Secretary Chiavetta:

In compliance with the Pennsylvania Public Utility Commission's (PUC) Order entered on April 18, 2013, at the above docket, which implements the Federal Communications Commission's Order released on November 18, 2011 regarding intrastate access rate reductions, please find the attached spreadsheet for Armstrong Telephone Company North. No tariff supplement is required for this filing.

The "proprietary" version of the spreadsheet data will be e-mailed (per PUC Order) as well as hand-delivered to the Secretary's office.

If you have questions regarding the calculations, please direct them to Cory Franceschi at 724-283-3692 or cfranceschi@agoc.com.

Sincerely,



Steven J. Samara

cc: Bureau of Technical Utility Services
Cory Franceschi

Company Information

Company Name:	ARMSTRONG TELEPHONE COMPANY - NORTH
Utility Code:	312650
Name and contact information of person to whom questions regarding this filing should be addressed:	CORY FRANCESCHI Phone: 724-283-0925 Email: cfranceschi@agoc.com

ILECs Only:

Federal Designation: of Return or Price Cap)	(Rate	RATE OF RETURN
---	-------	----------------

CLECs Only:

ILEC FCC Tariff(s) (name(s) and numbers(s)) to which the Company benchmarks its switched access rates:	
--	--

Identify the structural option that your Company chose to implement the Step 1 Access Charge Revisions:

Structural Option 1: Maintained current intrastate rate structure and set rates at a level that reduces revenue recovery by 50% of the difference in interstate versus intrastate pursuant to 47 C.F.R. § 51.907(b)(2)(iv), § 51.909(b)(2)(iv) or § 51.911(b)(4).

Structural Option 2: Adopted interstate rate structure and rate levels and added a new transitional end-office-per minute access charge to recover one half of the difference between the fiscal year 2011 revenue at interstate versus intrastate rates pursuant to 47 C.F.R. § 51.907(b)(2)(v), § 51.909(b)(2)(v) or § 51.911(b)(2)(v).


Please make your selection using the drop down menu below:

STRUCTURAL OPTION 1

ARMSTRONG TELEPHONE COMPANY - NORTH

Transitional Intrastate Access Service Revisions Effective July 1, 2013

 Denotes proprietary

 Denotes may NOT be proprietary

Generic Rate Elements are listed below for illustrative purposes

Actual rate elements will vary by Company and Companies should add additional lines as needed, Incorporating all Transitional Intrastate Access Services Referenced in the FCC Order in Appendix A, 47 C.F.R § 51.907(a)

**THIS TAB FUNCTIONS AS THE CENTRAL DATA ENTRY TAB FOR THE COMPANY'S RATES AND DEMAND UNITS
INFORMATION APPEARING IN OTHER TABS SHOULD BE LINKED BACK TO THIS TAB**


A. Access Line Count and Terminating Access Minutes of Use

Company Access Line Total as of 9/30/11

Total Terminating Access Minutes of Use in Federal FY 2011



B. Rate Elements

<u>Rate Element:</u>	<u>Rate Applied As:</u>	<u>Intrastate Access rate as of 07/03/2012*</u>	<u>Interstate Access rate as of 12/29/11**</u>	<u>Federal FY 2011 Demand Units</u>
1 Carrier Charge - Terminating (if applicable)	Rate Per Line per Month	\$0.0000	N/A	
2 Transitional Per-minute charge on TIAS E.O. switching minutes (if applicable)	Rate Per Minute		N/A	
3 Local Transport Facility	Rate Per Minute	\$0.0001650000	\$0.0004180000	
4 Local Transport Termination	Rate Per Minute	\$0.0008160000	\$0.0021710000	
5 Local Switching	Rate Per Minute	\$0.0161000000	\$0.0466440000	
6 Information Surcharge	Rate Per Minute	\$0.0002060000	\$0.0005130000	
7	Rate Per Minute			
8 Dedicated trunk transport termination	Company Specific	\$94.38	\$102.71	
9 Dedicated trunk transport facility	Company Specific	\$19.14	\$19.80	

+++

Note - Access Lines should be reported as total lines. Terminating access minutes should include those billed to other carriers in CABS, ITORP, and Inter-MTA Access.

*The rates included in this column should be the Company's Intrastate Access Rates reflecting the Step 1 Access Rate Revisions (Step 1 Rates), even if the Company's Step 1 Rates went into effect at a date other than 07/03/2012

**For certain Companies, these would be the rates deemed to be in effect as of December 31, 2011. See footnote 3 on the Template Intro tab.

+++ These are the 01/01/2013 NECA rates that included an increase due to the Impact on the Footnote 3 issue.

ARMSTRONG TELEPHONE COMPANY - NORTH

Transitional Intrastate Access Service Revisions Effective July 1, 2013

 Denotes proprietary
 Denotes may NOT be proprietary

Please calculate your Company's total intrastate revenue from Transitional Intrastate Access Service at the Company's intrastate rates effective July 3, 2012 *

Generic Rate Elements are listed below for illustrative purposes
 Actual rate elements will vary by Company and Companies should add additional lines as needed, Incorporating all Transitional Intrastate Access Services Referenced in the FCC Order in Appendix A, 47 C.F.R § 51.907(a)

Traffic Sensitive and Dedicated Transport Access Charge Rates

	a Intrastate Federal Fiscal Year <u>2011 Demand</u>	b Intrastate Access rate as of 07/03/2012*	c=a x b Annual Intrastate Revenue at Intrastate Step 1 Rates
Transitional Per-minute charge on TIAS E.O. sw		\$0.00	
Local Transport Facility		\$0.00016500	
Local Transport Termination		\$0.00081600	
Local Switching		\$0.01610000	
Information Surcharge		\$0.00020600	
0		\$0.00000000	
Dedicated trunk transport termination		\$94.38	
Dedicated trunk transport facility		\$19.14	
		TOTAL REVENUES	\$7,675.91

Carrier Charge

a	b	c=a x b x 12
Carrier Charge - Terminating* (per line per mth)	Total Access Lines as of 9/30/11	Annual Intrastate Terminating Carrier Charge Revenue
\$0.0000		

*These rates should be the Company's Intrastate Access Rates reflecting the Step 1 Access Rate Revisions (Step 1 Rates), even if the Company's Step 1 Rates went into effect at a date other than 07/03/2012

ARMSTRONG TELEPHONE COMPANY - NORTH
Transitional Intrastate Access Service Revisions Effective July 1, 2013



Denotes proprietary



Denotes may NOT be proprietary

Please calculate your Company's total intrastate revenue from Transitional Intrastate Access Service at your Company's interstate rates in effect on December 29, 2011.

Generic Rate Elements are listed below for illustrative purposes

Actual rate elements will vary by Company and Companies should add additional lines as needed, Incorporating all Transitional Intrastate Access Services Referenced in the FCC Order in Appendix A, 47 C.F.R § 51.907(a)

Traffic Sensitive and Dedicated Transport Access Charge Rates

	a	b	c=a x b
	Intrastate	Interstate	Annual Intrastate Revenue
	Federal Fiscal Year	Access rate as of 12/29/11**	at Interstate Rates
	<u>2011 Demand</u>		
Local Transport Facility		\$0.00041800	
Local Transport Termination		\$0.00217100	
Local Switching		\$0.04664400	
Information Surcharge		\$0.00051300	
0		\$0.00000000	
Dedicated trunk transport termination		\$102.71	
Dedicated trunk transport facility		\$19.80	
		TOTAL REVENUES	\$22,084.35

+++

**For certain Companies, these would be the rates deemed to be in effect as of December 31, 2011. See footnote 3 on the Template Intro tab.

+++ These are the 01/01/2013 NECA rates that included an increase due to the Impact on the Footnote 3 issue.

ARMSTRONG TELEPHONE COMPANY - NORTH

Transitional Intrastate Access Service Revisions Effective July 1, 2013



Denotes proprietary



Denotes may NOT be proprietary

Please Calculate the Access Revenue Reduction amount to be implemented on July 1, 2013

A. Traffic Sensitive and Dedicated Transport Revenue Reduction

2011 Annual Traffic Sensitive and Dedicated Transport Transitional Access Service Intrastate Revenue at Step 1 Intrastate Rates	\$7,675.91	A
2011 Annual Traffic Sensitive and Dedicated Transport Transitional Access Service Intrastate Revenue at Interstate Rates	\$22,084.35	B
July 1, 2013 Traffic Sensitive and Dedicated Transport Transitional Intrastate Access Service Revenue Reduction (Increase)	(\$14,408.44)	C = A - B

July 1, 2013 Carrier Charge Revenue Reduction* \$0.00 D

C. Total Transitional Access Service Revenue Reduction

Total July 1, 2013 Access Revenue Reduction \$0.00 E = C + D

D. Maximum Total Transitional Access Service Revenues July 2013 - July 2014

Maximum Total Transitional Access Service Revenues July 2013-July 2014 \$22,084.35 F = B

*Because there is no interstate equivalent to the Carrier Charge, the Terminating Carrier Charge and associated revenues should be zero.

ARMSTRONG TELEPHONE COMPANY - NORTH
Transitional Intrastate Access Service Revisions Effective July 1, 2013



Denotes proprietary



Denotes may NOT be proprietary

Please Calculate the Company's Proposed Transitional Intrastate Access Service Revenues effective July 1, 2013

Generic Rate Elements are listed below for illustrative purposes

Actual rate elements will vary by Company and Companies should add additional lines as needed, Incorporating all Transitional Intrastate Access Services Referenced in the FCC Order in Appendix A, 47 C.F.R § 51.907(a)



	<u>Intrastate Federal Fiscal Year 2011 Demand</u>	<u>Proposed Intrastate Rate Effective July 2013 until July 2014</u>	<u>Proposed Intrastate Revenues Effective July 2013 until July 2014</u>
Traffic Sensitive and Dedicated Transport Charges		++	
Local Transport Facility		\$0.0001650000	
Local Transport Termination		\$0.0008160000	
Local Switching		\$0.0161000000	
Information Surcharge		\$0.0002060000	
0		\$0.0000000000	
Dedicated trunk transport termination		\$94.38	
Dedicated trunk transport facility		\$19.14	
PROPOSED TOTAL REVENUES July 2013 - July 2014			\$7,675.91

Maximum Total Transitional Access Service Revenues July 2013 - July 2014

Are the Proposed Total July 2013 - June 2014 Revenues At or Below
the Maximum Total Transitional Access Service Revenues?

\$22,084.35
YES

ARMSTRONG TELEPHONE COMPANY - NORTH
Transitional Intrastate Access Service Revisions Effective July 1, 2013

 Denotes proprietary
 Denotes may NOT be proprietary

Generic Rate Elements are listed below for illustrative purposes
 Actual rate elements will vary by Company

Summary of Changes to Access Rates

	Intrastate Rate as of 07/03/2012*	Proposed Intrastate Rate Effective July 2013 until July 2014	Rate Impact
A. Carrier Charge - Terminating (if applicable)	\$0.0000	\$0.00	\$0.0000
B. Traffic Sensitive Charges			
Local Transport Facility	\$0.0001650000	\$0.0001650000	\$0.0000000000
Local Transport Termination	\$0.0008160000	\$0.0008160000	\$0.0000000000
Local Switching	\$0.0161000000	\$0.0161000000	\$0.0000000000
Information Surcharge	\$0.0002060000	\$0.0002060000	\$0.0000000000
0	\$0.0000000000	\$0.0000000000	\$0.0000000000
C. Dedicated Transport Charges			
Dedicated trunk transport termination	\$94.38	\$94.38	\$0.00
Dedicated trunk transport facility	\$19.14	\$19.14	\$0.00
D. Transitional per-minute charge (if applicable)	\$0.00	\$0.00	\$0.00

++

*These rates should be the Company's Intrastate Access Rates reflecting the Step 1 Access Rate Revisions (Step 1 Rates), even if the Company's Step 1 Rates went into effect at a date other than 07/03/2012

++ These rates are the current Intrastate rates as no changes will be made per § 51.909(c)(1) which prohibits any Intrastate Rate increases for ROR companies that did not have a Rate Reduction in 2012.