



Pennsylvania Public Utility Commission
Rate Comparison Report
April 15, 2010

Prepared By:
The Bureau of Fixed Utility Services



Pennsylvania Public Utility Commission
Rate Comparison Report
April 15, 2010

Prepared by:
The Bureau of Fixed Utility Services

The Honorable Edward G. Rendell
Governor of Pennsylvania

The Honorable Joseph B. Scarnati III
Lieutenant Governor of Pennsylvania

Members of the General Assembly,

I am pleased to submit for your review the Commission's Rate Comparison Report.

Act 201, signed into law on Nov. 30, 2004, added Section 308.1(b) to the Public Utility Code, 66 Pa. C.S. §308. Section 308.1(b) requires the Public Utility Commission to file an annual Rate Comparison Report (Report) with the Governor and the General Assembly on April 15, every year. The Report compares all categories of ratepayers for all electric and gas public utilities so that a reasonably accurate comparison of rates can be made between similar ratepayers receiving services in different service areas of the Commonwealth.

The first section of the Report provides information on electric service. The second section provides information on natural gas service. Each section contains a comparison table of all companies followed by individual company information.

Sincerely,

A handwritten signature in black ink that reads "James H. Cawley". The signature is written in a cursive, flowing style.

James H. Cawley
Chairman

Table of Contents

Table of Contents	2
Introduction	4
Section 1: Electric Utilities	6
Electric Utilities Comparison	7
Electric Utilities Residential Monthly Bill Comparison	8
Citizens' Electric Company	10
Duquesne Light Company	11
Metropolitan Edison Company	12
PECO Energy Company	13
Pennsylvania Electric Company	14
Pennsylvania Power Company	15
Pike County Light & Power Company	16
PPL Electric Utilities Corporation	17
UGI Utilities Inc. - Electric	18
Wellsboro Electric Company	19
West Penn Power d/b/a Allegheny Energy	20
Section 2: Gas Utilities	21
Gas Utilities Comparison	22
Large Gas Utilities Residential Monthly Bill Comparison	25
Able Company Ltd.	27
Andreassi Gas Company	28
Chartiers Natural Gas Company Inc.	29
Columbia Gas of Pennsylvania Inc.	30
Corsica Gas Company	31
CRG Inc.	32
C.E. Dunmire Gas Company	33
Equitable Gas Company	34
Herman Oil & Gas Company Inc.	35
Herman Riemer Gas Company	36
Kaib & Kaib Gas Company	37

Larkin Oil & Gas Company	38
Mountain Energy Ltd.	39
National Fuel Gas Distribution Corporation	40
North East Heat & Light Company	41
PECO Energy Company	42
The Peoples Natural Gas Company	43
Philadelphia Gas Works	44
T.W. Phillips Gas & Oil Company	45
Pike County Light & Power Company	46
Pine-Roe Natural Gas Company Inc.	47
SAR Gas Company	48
Sergeant Gas Company Inc.	49
Sigel Gas Company	50
UGI Utilities Inc. - Gas Division	51
UGI Central Penn Gas Inc.	52
UGI Penn Natural Gas Inc.	53
Valley Energy Inc.	54
Walker Gas and Oil Company	55
Wally Gas Company	56

Introduction

To achieve an accurate comparison, the Commission established ratepayer categories and monthly usage parameters. These usage parameters include a demand component where applicable. The Commission also established that the rates used would be as of Jan. 31, 2010, and would be based on the Provider of Last Resort (POLR) default service for electric customers, or Supplier of Last Resort (SOLR) default service for gas customers¹. All rates are for ratepayers not currently purchasing their gas or electric generation from competitive suppliers (non-shoppers) and reflect a monthly bill at the given usage parameters. The ratepayer classifications and usage assumptions are detailed below.

<u>Ratepayer Classification</u>	<u>Electric Usage</u>	<u>Gas Usage</u>
1. Residential	500 KWH	2 MCF
2. Residential Heating	2,000 KWH	15 MCF
3. Small Commercial	5 KW demand 1,000 KWH	150 MCF/year
4. Medium Commercial	25 KW demand 10,000 KWH	500 MCF/year
5. Large Commercial	500 KW demand 200,000 KWH	9,000 MCF/year
6. Industrial	1,000 KW demand 400,000 KWH	>9,000 MCF/year
7. Public Street Lighting (sodium vapor)	250 watts	N/A

KWH = Kilowatt hour, a standard measure of electricity usage calculated by multiplying total wattage by hours of use divided by 1,000, e.g. one 100-watt bulb will use 24 KWH in one month (30 days) if used eight hours a day [(100*240)/1,000 = 24 KWH].

KW = Kilowatt (1000 watts), used as a demand measure for larger users of electricity. Essentially, it is a measure of the electrical capacity required by the customer at any instantaneous moment.

MCF = 1,000 cubic feet of gas, a standard measure of gas usage. It is the measure of the flow of cubic feet of gas through the meter.

Street lighting is determined as the cost of running one 250-watt sodium vapor light for a month.

¹ PECO Energy, Metropolitan Edison Company, Pennsylvania Electric Company and West Penn Power rates are subject to rate caps resulting from restructuring decisions. All other electric and gas customers are subject to POLR or SOLR decisions.

The Commission issued a Secretarial Letter by certified mail to the appropriate contact for every electric and gas utility. Utilities with Internet access were asked to download and fill out a rate table based on the ratepayer categories and usage parameters above. Utilities then submitted the forms via email with subsequent printed copies mailed to the Commission. Utilities without Internet access were asked to fill out enclosed hard copies of the rate tables and to submit those hard copies to the Commission. The Commission is grateful for the timely response of the utility companies.

The following sections present the rate tables for each utility, so an accurate comparison between utilities can be made. Section 1 begins with a comparison table that includes all of the electric utilities. After the comparison table, Section 1 presents each of the electric utilities, in alphabetical order, with their individual rate tables and a brief description of the utility, the applicable tariff number, and any unique company-specific information that is relevant to the rate information provided.

Section 2 contains the same information, also in the same format, for the gas utilities. The only exception is the beginning comparison tables, which are divided between the 1307(f)² and GCR³ gas utilities. The comparison tables in the beginning of each section show the total charges for each rate classification between all of the electric and gas utilities. The individual company rate tables detail the separate pieces that make up the total charges for each rate classification. While the beginning tables of each section present the easiest measure of comparison for rates, the Commission encourages readers of this report to examine the full contents of Sections 1 and 2, to understand the components that make up the rate for any company and any unique situations that may affect the company's rates.

² Gas utilities with more than \$40 million in revenues and subject to rate filings under Section 1307(f) of the Public Utility Code, 66 Pa. C.S. § 1307(f).

³ Gas utilities with revenues less than \$40 million that file annual Gas Cost Rate (GCR) adjustments.

Section 1: Electric Utilities

Abbreviations Used in the Tables

- KWH – Kilowatt Hours
- KW – Kilowatt
- CTC – Competitive Transition Charge, for companies still recovering stranded costs
- ITC – Intangible Transition Charge, for companies still recovering stranded costs
- STAS – State Tax Adjustment Surcharge

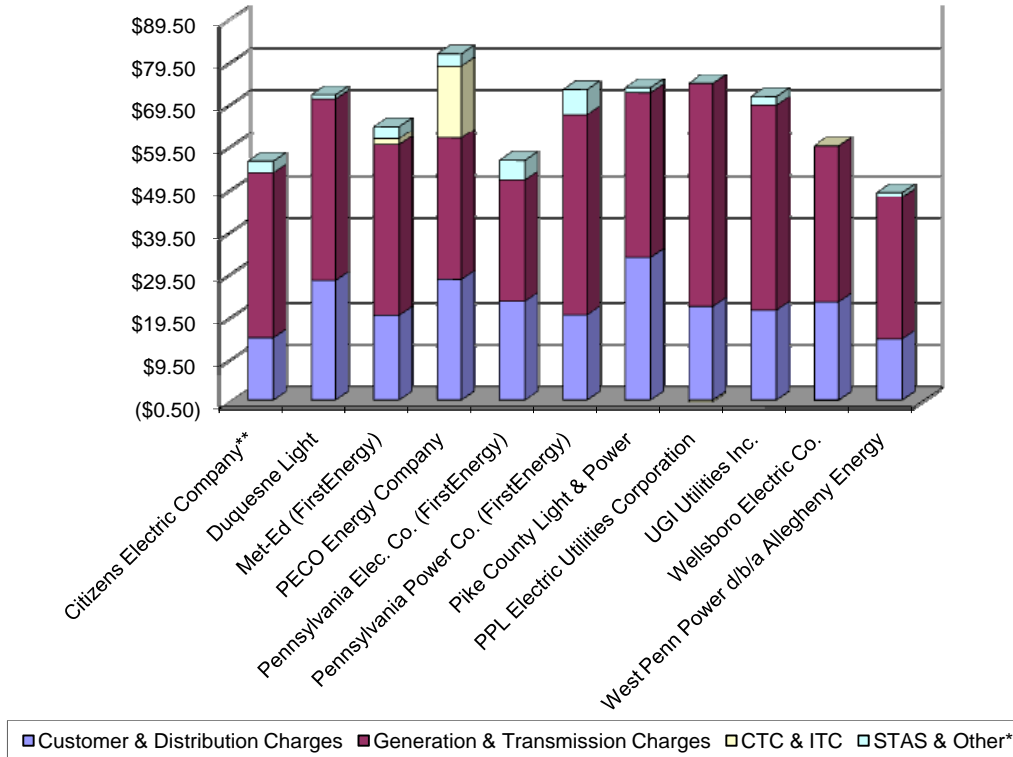
Electric Utilities Comparison

Utilities

Rate Classification	Citizens' Electric Company	Duquesne Light Company	Metropolitan-Edison Co. (FirstEnergy)	PECO Energy Company	Pennsylvania Elec. Co. (FirstEnergy)	Pennsylvania Power Co. (FirstEnergy)	Pike County Light & Power Co.	PPL Electric Utilities Corporation	UGI Utilities Inc.	Wellsboro Electric Company	West Penn Power d/b/a Allegheny Power
Residential using 500 KWH	\$56.23	\$71.83	\$64.44	\$81.53	\$56.42	\$73.01	\$73.44	\$73.26	\$71.39	\$59.64	\$48.94
Residential Heating using 2000 KWH	\$204.04	\$216.77	\$207.66	\$204.33	\$193.52	\$161.54	\$267.50	\$209.31	\$254.24	\$190.40	\$180.71
Small Commercial (5KW Demand) using 1000 KWH	\$121.94	\$123.01	\$110.27	\$162.77	\$87.17	\$100.82	\$134.87	\$141.24	\$144.66	\$131.04	\$95.05
Medium Commercial (25KW Demand) using 10,000 KWH	\$1,061.44	\$932.40	\$966.13	\$1,222.67	\$779.50	\$886.51	\$1,243.95	\$1,204.14	\$1,308.76	\$1,055.73	\$848.81
Large Commercial (500KW Demand) using 200,000 KWH	\$19,485.41	\$17,260.96	\$17,848.62	\$24,299.08	\$14,324.15	\$16,906.36	\$23,663.40	\$20,295.28	\$21,133.58	\$21,114.60	\$15,187.05
Industrial (1000KW Demand) using 400,000 KWH	\$38,778.73	\$34,307.36	\$34,016.67	\$41,807.02	\$24,977.89	\$24,740.57	\$47,224.20	\$40,590.55	\$47,585.68	\$36,963.44	\$29,808.25
Public Street (Sodium Vapor Service) at 250 Watts		\$20.53	\$15.67	\$9.88	\$14.83	\$16.79	\$27.84	\$30.06	\$27.82	\$12.56	\$20.66

Electric Utilities Residential Monthly Bill Comparison

**Electric Utilities: Residential 500 KWH
Total Monthly Bill Calculation as of January 31, 2010**

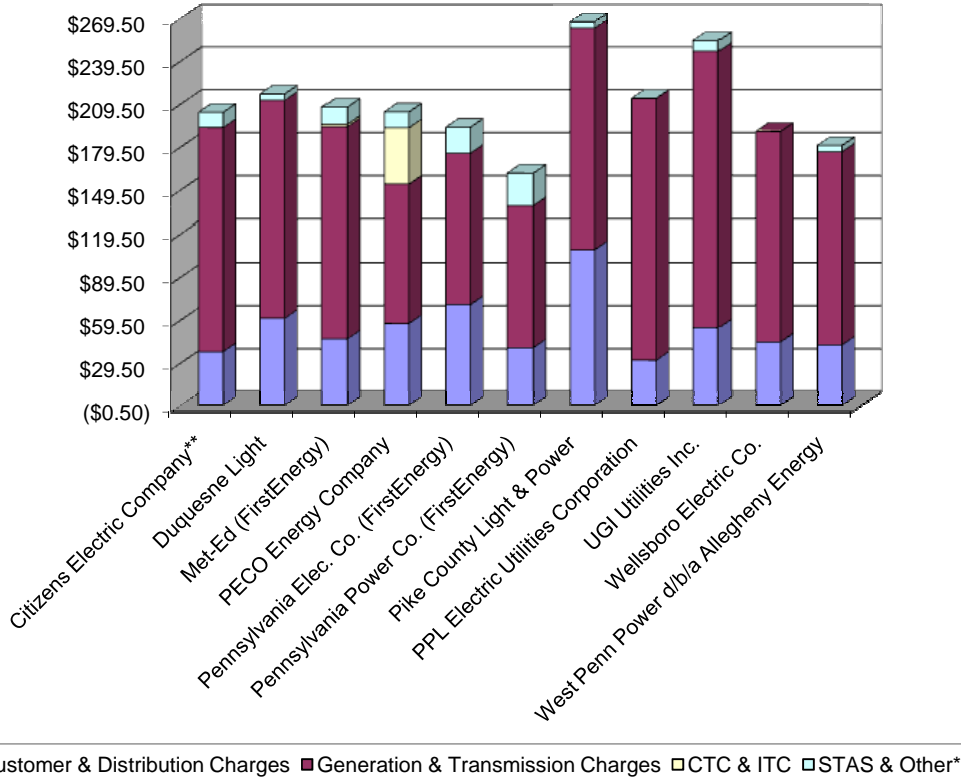


*Other charges may include any of the following: Universal Service Charges, Education Charges, CAP charges, Systems Benefits Charges, or Energy Efficiency Charges related to Act 129 legislation. Please see a utility's individual chart for a breakdown of what charges can be found on its bill.

**Citizens' GRT (Gross Receipt Tax) is included in "Other" charges.

Electric Utilities Residential Monthly Bill Comparison

**Electric Utilities: Residential Heating 2,000 KWH
Total Monthly Bill Calculation as of January 31, 2010**



* Other charges may include any of the following: Universal Service Charges, Education Charges, CAP charges, Systems Benefits Charges, or Energy Efficiency Charges related to Act 129 legislation. Please see a utility's individual chart for a breakdown of what charges can be found on its bill.

**Citizens' GRT (Gross Receipt Tax) is included in "Other" charges.

Citizens' Electric Company

Citizens' Electric Company, a subsidiary of C&T Enterprises Inc., serves roughly 5,650 residential, 1,060 commercial and 40 industrial customers. Its service territory consists of Lewisburg Borough and the townships of East Buffalo, Buffalo and Kelly in Union County, as well as West Chillisquaque in Northumberland County. Citizens' operates under the terms of Electric Tariff Pa. P.U.C. No. 14. With a service area of only 55 square miles, Citizens' is one of the smallest electric companies both in area and in number of customers included in this rate comparison. C&T Enterprises Inc. is a holding company owned by the Claverack and Tri-County Rural Electric Cooperatives for their for-profit enterprises. C&T also owns Valley Energy Inc. (gas) and Wellsboro Electric Company.

Utility: **Citizens' Electric Company**

Default Rate Schedule for Electric Service in the Commonwealth of Pennsylvania

Rates for Default Service

Rate Classification	Customer Charge	Distribution Charges	Generation (Energy) Charges**	Transmission Charges	CTC (if applicable)	ITC (if applicable)	Universal Service	GRT***	STAS	TOTAL
Residential using 500 KWH	\$5.00	\$9.64	\$38.90					\$2.44	\$0.25	\$56.23
Residential Heating using 2000 KWH	\$5.00	\$32.78	\$155.61					\$9.76	\$0.89	\$204.04
Small Commercial (5KW Demand) using 1000 KWH	\$0.00	\$38.72	\$77.81					\$4.88	\$0.53	\$121.94
Medium Commercial (25KW Demand) using 10,000 KWH	\$0.00	\$229.93	\$778.08					\$48.79	\$4.64	\$1,061.44
Large Commercial (500KW Demand) using 200,000 KWH	\$50.22	\$2,812.60	\$15,561.60					\$975.80	\$85.19	\$19,485.41
Industrial (1000KW Demand) using 400,000 KWH	\$50.22	\$5,484.18	\$31,123.20					\$1,951.60	\$169.53	\$38,778.73
Public Street (Sodium Vapor Service) at 250 Watts	*									

Notes: *Citizens does not tariff 250 watt lights, only 100 watt @ flat rate of \$11.26 per month and 400 watt @ 25.18 per month.
 **Transmission is bundled in generation rates
 ***GRT - Gross Receipt Tax - 1.0626990

Duquesne Light Company

Duquesne Light, a subsidiary of Duquesne Light Holdings, serves approximately 524,000 residential, 54,200 commercial and 1,200 industrial customers. The service territory consists of parts of Allegheny, Beaver, and Westmoreland counties, in Western Pennsylvania. Duquesne Light operates under the terms of Electric Tariff Pa. P.U.C. No. 24.

Utility: **Duquesne Light Company**

Default Rate Schedule for Electric Service in the Commonwealth of Pennsylvania

Rates for Default Service

Rate Classification	Customer Charge	Distribution Charges	Generation (Energy) Charges	Transmission Charges	CTC (if applicable)	ITC (if applicable)	EECDR*** Surcharge	Education Charges	STAS*	TOTAL
Residential using 500 KWH	\$7.00	\$21.16	\$35.78	\$6.88			\$1.15	(\$0.08)	(\$0.06)	\$71.83
Residential Heating using 2000 KWH	\$7.00	\$54.03	\$137.90	\$13.45			\$4.60	(\$0.08)	(\$0.13)	\$216.77
Small Commercial (5KW Demand) using 1000 KWH	\$30.00	\$8.32	\$72.72	\$11.06			\$1.10	(\$0.11)	(\$0.08)	\$123.01
Medium Commercial (25KW Demand) using 10,000 KWH	\$30.00	\$180.03	\$603.60	\$108.34			\$11.00	(\$0.13)	(\$0.44)	\$932.40
Large Commercial** (500KW Demand) using 200,000 KWH		\$3,658.20	\$11,405.40	\$1,531.00			\$675.00	(\$0.03)	(\$8.61)	\$17,260.96
Industrial** (1000KW Demand) using 400,000 KWH		\$7,130.40	\$22,810.80	\$3,062.00			\$1,320.99	(\$0.03)	(\$16.80)	\$34,307.36
Public Street (Sodium Vapor Service) at 250 Watts		\$13.57	\$6.52	\$0.47					(\$0.03)	\$20.53

Notes: *Effective 1/1/2010, Rider 10, STAS (Part 1) is set at -0.1988% and applied to all distribution charges of customers bills; STAS (Part 2) is set at 0% and applied to all gross charges.
 **All Duquesne customers with a peak demand greater than 300 KW are enrolled in an hourly price plan for the generation component of their bill.
 The generation rate used for this report was a calculated average based on historic hourly price service data throughout the past year, which resulted in a rate of 5.7027 cents/kwh.
 ***Act 129, Energy Efficiency and Conservation and Demand Response Surcharge.

Metropolitan Edison Company

Metropolitan Edison Company (Met-Ed), a subsidiary of FirstEnergy Corporation, serves approximately 484,000 residential, 62,900 commercial and 1,760 industrial customers. Met-Ed's service territory consists of parts of the Easton, Lebanon and Reading areas in Eastern Pennsylvania and the York Area in South Central Pennsylvania. The total service area is roughly 3,300 square miles. Met-Ed operates under the terms of Electric Tariff Pa. P.U.C. No. 50. FirstEnergy Corporation, headquartered in Akron, Ohio, is one of the country's largest investor-owned electric systems, serving approximately 4.5 million customers through its seven electric utility operating companies in Pennsylvania, Ohio and New Jersey. Other FirstEnergy electric utility operating companies in Pennsylvania are the Pennsylvania Electric Company and the Pennsylvania Power Company. On February 11, 2010, First Energy announced plans to purchase Allegheny Energy for \$4.7 billion in an all-stock transaction, which could be finalized in early 2011, pending regulatory approval.

Utility: **Metropolitan Edison Company**

Default Rate Schedule for Electric Service in the Commonwealth of Pennsylvania

Rates for Default Service

Rate Classification	Customer Charge	Distribution Charges	Generation (Energy) Charges	Transmission Charges	CTC (if applicable)	ITC (if applicable)	Universal Service	Education Charges	STAS	TOTAL
Residential										
using 500 KWH	\$8.11	\$12.01	\$25.80	\$14.17	\$1.37		\$2.94	\$0.06	(\$0.02)	\$64.44
Residential Heating										
using 2000 KWH	\$11.00	\$35.70	\$99.42	\$47.86	\$1.76		\$11.76	\$0.22	(\$0.06)	\$207.66
Small Commercial (5KW Demand)										
using 1000 KWH	\$10.88	\$12.71	\$48.69	\$27.81	\$10.19			\$0.02	(\$0.03)	\$110.27
Medium Commercial (25KW Demand)										
using 10,000 KWH	\$21.52	\$101.20	\$486.90	\$278.10	\$78.50			\$0.20	(\$0.29)	\$966.13
Large Commercial (500KW Demand)										
using 200,000 KWH	\$60.98	\$1,215.00	\$9,600.00	\$5,234.00	\$1,740.00			\$4.00	(\$5.36)	\$17,848.62
Industrial (1000KW Demand)										
using 400,000 KWH	\$235.28	\$1,728.00	\$18,432.00	\$9,828.00	\$3,803.60				(\$10.21)	\$34,016.67
Public Street (Sodium Vapor Service) at 250 Watts										
	\$15.67								\$0.00	\$15.67

Notes: Public Street Lighting is a bundled monthly charge per fixture.

PECO Energy Company

PECO Energy Company (PECO), a subsidiary of the Exelon Corporation (Exelon), serves approximately 1.41 million residential, 156,300 small commercial and industrial, and 3,090 large commercial and industrial customers. PECO's service territory consists of parts of the following counties in Southeastern Pennsylvania: Philadelphia; Bucks; Delaware; Montgomery; Chester; and York. PECO operates under the terms of Electric Tariff Pa. P.U.C. No. 3. PECO also provides gas service to approximately 485,000 customers in the Philadelphia area. Exelon, through its utility operating companies, is one of the nation's largest electric utilities. Exelon is headquartered in Chicago and provides service to approximately 5.4 million customers in Illinois and Pennsylvania.

Utility: **PECO Energy Company**

Default Rate Schedule for Electric Service in the Commonwealth of Pennsylvania

Rates for Default Service

Rate Classification	Customer Charge	Distribution Charges	Generation (Energy) Charges	Transmission Charges	CTC (if applicable)	ITC (if applicable)	Universal Service	Education Charges	STAS	Energy Efficiency	TOTAL
Residential using 500 KWH	\$5.18	\$23.20	\$30.50	\$2.75	\$3.20	\$13.90	\$1.10	\$0.13	(\$0.13)	\$1.70	\$81.53
Residential Heating using 2000 KWH	\$5.18	\$52.28	\$89.82	\$6.58	\$1.73	\$37.71	\$4.40	\$0.13	(\$0.30)	\$6.80	\$204.33
Small Commercial (5KW Demand) using 1000 KWH	\$8.81	\$21.04	\$71.62	\$7.44	\$9.31	\$41.97		\$0.12	(\$0.24)	\$2.70	\$162.77
Medium Commercial (25KW Demand) using 10,000 KWH	\$8.81	\$159.20	\$584.60	\$56.20	\$70.63	\$317.77		\$0.12	(\$1.66)	\$27.00	\$1,222.67
Large Commercial (500KW Demand) using 200,000 KWH	\$23.82	\$3,184.00	\$11,692.00	\$1,124.00	\$1,412.55	\$6,355.45		\$0.12	(\$32.86)	\$540.00	\$24,299.08
Industrial (1000KW Demand) using 400,000 KWH	\$291.43	\$3,995.00	\$20,900.00	\$1,900.00	\$1,461.23	\$12,403.77		\$0.09	(\$54.50)	\$910.00	\$41,807.02
Public Street (Sodium Vapor Service) at 250 Watts		\$7.11		\$0.15	\$0.92	\$1.27			(\$0.03)	\$0.46	\$9.88

Pennsylvania Electric Company

Pennsylvania Electric Company (Penelec), a subsidiary of the FirstEnergy Corporation, serves approximately 505,000 residential, 81,000 commercial and 2,330 industrial customers. Penelec's service territory consists of 17,600 square miles in parts of the following Northern and Central Pennsylvania counties: Armstrong; Bedford; Blair; Bradford; Cambria; Centre; Clarion; Clearfield; Crawford; Cumberland; Erie; Forrest; Franklin; Huntingdon; Indiana; Jefferson; Juniata; Lycoming; McKean; Mifflin; Perry; Potter; Somerset; Sullivan; Susquehanna; Tioga; Venango; Warren; Wayne; Westmoreland; and Wyoming. Penelec operates under the terms of Electric Tariff Pa. P.U.C. No. 79. FirstEnergy Corporation, headquartered in Akron, Ohio, is one of the country's largest investor-owned electric systems, serving approximately 4.5 million customers through its seven electric utility operating companies in Pennsylvania, Ohio and New Jersey. Other FirstEnergy electric utility operating companies in Pennsylvania are the Metropolitan Edison Company and the Pennsylvania Power Company. On February 11, 2010, First Energy announced plans to purchase Allegheny Energy for \$4.7 billion in an all-stock transaction, which could be finalized in early 2011, pending regulatory approval.

Utility: **Pennsylvania Electric Company**

Default Rate Schedule for Electric Service in the Commonwealth of Pennsylvania

Rates for Default Service

Rate Classification	Customer Charge	Distribution Charges	Generation (Energy) Charges	Transmission Charges	CTC (if applicable)	ITC (if applicable)	Universal Service	Education Charges	STAS	TOTAL
Residential using 500 KWH	\$7.98	\$15.39	\$25.06	\$3.48			\$4.51	\$0.06	(\$0.06)	\$56.42
Residential Heating using 2000 KWH	\$11.24	\$59.41	\$95.16	\$9.62			\$18.04	\$0.24	(\$0.19)	\$193.52
Small Commercial (5KW Demand) using 1000 KWH	\$7.73	\$16.35	\$55.75	\$7.41				\$0.02	(\$0.09)	\$87.17
Medium Commercial (25KW Demand) using 10,000 KWH	\$14.95	\$143.93	\$559.10	\$74.10	(\$12.00)			\$0.20	(\$0.78)	\$779.50
Large Commercial (500KW Demand) using 200,000 KWH	\$41.29	\$2,426.20	\$10,522.00	\$1,338.00	\$7.00			\$4.00	(\$14.34)	\$14,324.15
Industrial (1000KW Demand) using 400,000 KWH	\$292.49	\$2,086.80	\$19,460.00	\$2,468.00	\$695.60				(\$25.00)	\$24,977.89
Public Street (Sodium Vapor Service) at 250 Watts	\$14.84								(\$0.01)	\$14.83

Notes: Public Street Lighting is a bundled monthly charge per fixture.

Pennsylvania Power Company

Pennsylvania Power Company (Penn Power), a subsidiary of FirstEnergy Corporation, serves approximately 140,000 residential, 19,400 commercial and 220 industrial customers. Penn Power's service territory consists of 1,100 square miles in parts of the following Western Pennsylvania counties: Allegheny; Beaver; Butler; Crawford; Lawrence; Mercer; and Venango. Penn Power operates under the terms of Electric Tariff Pa. P.U.C. No. 33. FirstEnergy Corporation, headquartered in Akron, Ohio, is one of the country's largest investor-owned electric systems, serving approximately 4.5 million customers through its seven electric utility operating companies in Pennsylvania, Ohio and New Jersey. Other FirstEnergy electric utility operating companies in Pennsylvania are the Pennsylvania Electric Company and the Metropolitan Edison Company. On February 11, 2010, First Energy announced plans to purchase Allegheny Energy for \$4.7 billion in an all-stock transaction, which could be finalized in early 2011, pending regulatory approval.

Utility: **Pennsylvania Power Company**

Default Rate Schedule for Electric Service in the Commonwealth of Pennsylvania

Rates for Default Service

Rate Classification	Customer Charge	Distribution Charges	Generation (Energy) Charges	Transmission Charges	CTC (if applicable)	ITC (if applicable)	Universal Service	Education Charges	STAS	TOTAL
Residential using 500 KWH	\$8.89	\$11.34	\$46.99				\$5.50		\$0.29	\$73.01
Residential Heating using 2000 KWH	\$8.86	\$31.68	\$98.36				\$22.00		\$0.64	\$161.54
Small Commercial (5KW Demand) using 1000 KWH	\$14.44	\$8.72	\$77.26						\$0.40	\$100.82
Medium Commercial (25KW Demand) using 10,000 KWH	\$14.44	\$95.94	\$772.60						\$3.53	\$886.51
Large Commercial (500KW Demand) using 200,000 KWH		\$1,387.00	\$15,452.00						\$67.36	\$16,906.36
Industrial (1000KW Demand) using 400,000 KWH		\$1,670.00	\$22,972.00						\$98.57	\$24,740.57
Public Street (Sodium Vapor Service) at 250 Watts		\$9.15	\$7.57						\$0.07	\$16.79

Notes: The Industrial rates are billed generation based on hourly pricing. The generation cost per kWh used to calculate the generation portion was calendar year 2009 average hourly rate.

Pike County Light & Power Company

Pike County Light & Power Company (Pike), a subsidiary of Orange & Rockland Utilities Inc., serves approximately 3,650 residential and 990 commercial customers. Pike's service territory consists of Westfall, Milford and Dingman (northern section) townships, and Matamoras and Milford boroughs in Pike County, Northeastern Pennsylvania. Pike operates under the terms of Electric Tariff Pa. P.U.C. No. 8. Pike also provides natural gas service in Pennsylvania in Westfall Township and Matamoras Borough, Pike County. Orange & Rockland Utilities Inc. (O&R), through subsidiaries Pike County Light & Power and Rockland Electric Company, provides service to roughly 300,000 electric and 128,000 natural gas customers. Based in Pearl River, New York, O&R's service area covers 1,350 square miles in Southeastern New York, Northern New Jersey and Northeastern Pennsylvania.

Utility: **Pike County Light & Power Company**

Default Rate Schedule for Electric Service in the Commonwealth of Pennsylvania

Rates for Default Service

Rate Classification	Customer Charge	Distribution Charges*	Generation (Energy) Charges***	Transmission Charges	CTC (if applicable)	ITC (if applicable)	Universal Service	SBC**	STAS	TOTAL
Residential using 500 KWH	\$6.25	\$27.53	\$38.52					\$1.14	\$0.00	\$73.44
Residential Heating using 2000 KWH	\$6.25	\$102.64	\$154.06					\$4.54	\$0.01	\$267.50
Small Commercial (5KW Demand) using 1000 KWH	\$10.00	\$46.35	\$78.51						\$0.01	\$134.87
Medium Commercial (25KW Demand) using 10,000 KWH	\$10.00	\$448.80	\$785.10						\$0.05	\$1,243.95
Large Commercial (500KW Demand) using 200,000 KWH	\$105.00	\$6,474.34	\$17,083.40						\$0.66	\$23,663.40
Industrial (1000KW Demand) using 400,000 KWH	\$105.00	\$12,951.09	\$34,166.80						\$1.31	\$47,224.20
Public Street (Sodium Vapor Service) at 250 Watts		\$20.98	\$6.86						\$0.00	\$27.84

Notes: * 'Distribution charges' includes transmission charges. The demand components are included where applicable.

**System Benefits Charges

***Pike's default generation rate is a spot rate that is set monthly, based on a forecast of market prices and a reconciliation of prior-period costs. The rate used for this report was the one in effect on January 31, 2010. Pike customers also have the option of participating in a fixed price retail aggregation plan provided by Direct Energy.

PPL Electric Utilities Corporation

PPL Electric Utilities Corporation (PPL), a subsidiary of the PPL Corporation, serves approximately 1.22 million residential, 169,900 commercial and 4,480 industrial customers. PPL's service territory consists of parts of the following counties in Eastern Pennsylvania: Berks; Bucks; Carbon; Chester; Clinton; Columbia; Cumberland; Dauphin; Juniata; Lackawanna; Lancaster; Lebanon; Lehigh; Luzerne; Lycoming; Monroe; Montgomery; Montour; Northampton; Northumberland; Perry, Pike; Schuylkill; Snyder; Susquehanna; Union; Wyoming; Wayne; and York. PPL operates under the terms of Electric Tariff Pa. P.U.C. No. 200. PPL Corporation, headquartered in Allentown, Lehigh County, delivers energy to nearly 4 million customers in Pennsylvania and the United Kingdom. PPL's generation rate caps expired on December 31, 2009, leading to increases in the generation portion of its customers' bills.

Utility: **PPL Electric Utilities Corporation**

Default Rate Schedule for Electric Service in the Commonwealth of Pennsylvania

Rates for Default Service

Rate Classification	Customer Charge	Distribution Charges	Generation (Energy) Charges	Transmission Charges	CTC (if applicable)	ITC (if applicable)	Universal Service	Act 129 Charges	STAS	TOTAL
Residential										
using 500 KWH	\$8.44	\$13.73	\$50.67	\$1.58	(\$1.17)				\$0.01	\$73.26
Residential Heating										
using 2000 KWH	\$18.06	\$13.70	\$175.66	\$6.32	(\$4.44)				\$0.01	\$209.31
Small Commercial (5KW Demand)										
using 1000 KWH	\$11.32	\$21.06	\$101.25	\$2.78	\$1.79			\$3.01	\$0.03	\$141.24
Medium Commercial (25KW Demand)										
using 10,000 KWH		\$116.93	\$1,012.50	\$27.80	\$16.80			\$30.10	\$0.01	\$1,204.14
Large Commercial (500KW Demand)										
using 200,000 KWH		\$1,149.50	\$18,420.00	\$530.50	(\$36.00)			\$232.50	(\$1.22)	\$20,295.28
Industrial (1000KW Demand)										
using 400,000 KWH		\$2,299.00	\$36,840.00	\$1,061.00	(\$72.00)			\$465.00	(\$2.45)	\$40,590.55
Public Street (Sodium Vapor Service) at 250 Watts										
		\$17.71	\$11.48	\$0.32	\$0.19			\$0.34	\$0.02	\$30.06

UGI Utilities Inc. - Electric

UGI Utilities Inc. (UGI), a subsidiary of UGI Corporation, serves approximately 54,600 residential, 7,440 commercial and 160 industrial customers. UGI's service territory consists of parts of Luzerne and Wyoming counties in Northeastern Pennsylvania. UGI operates under the terms of Electric Tariff Pa. P.U.C. No. 5. UGI also provides natural gas service in Pennsylvania. UGI Corporation, with principal offices in King of Prussia, Montgomery County, provides electric, gas, propane gas, and energy supply through its subsidiaries UGI Utilities Inc., AmeriGas Inc. and UGI Enterprises Inc.

Utility: **UGI Utilities Inc. - Electric Division**

Default Rate Schedule for Electric Service in the Commonwealth of Pennsylvania

Rates for Default Service

Rate Classification	Customer Charge	Distribution Charges	Generation (Energy) Charges	Transmission Charges	CTC (if applicable)	ITC (if applicable)	Alternative Energy Charge	CAP Charges	STAS	TOTAL
Residential using 500 KWH	\$5.50	\$15.83	\$46.24	\$1.85			\$0.06	\$0.99	\$0.92	\$71.39
Residential Heating using 2000 KWH	\$5.50	\$48.96	\$184.94	\$7.40			\$0.22	\$3.94	\$3.28	\$254.24
Small Commercial (5KW Demand) using 1000 KWH	\$6.75	\$40.35	\$92.47	\$3.11			\$0.11		\$1.87	\$144.66
Medium Commercial (25KW Demand) using 10,000 KWH		\$345.10	\$924.70	\$20.95			\$1.10		\$16.91	\$1,308.76
Large Commercial (500KW Demand) using 200,000 KWH		\$3,569.30	\$16,880.00	\$389.00			\$22.00		\$273.28	\$21,133.58
Industrial* (1000KW Demand) using 400,000 KWH		\$6,971.80	\$39,220.57	\$778.00					\$615.31	\$47,585.68
Public Street (Sodium Vapor Service) at 250 Watts	\$8.45	\$5.77	\$13.22				\$0.02		\$0.36	\$27.82

Notes: *Effective 1/1/2010, customers with demand > 500 KW are billed on an hourly basis for actual generation costs incurred. The rates displayed above are the Industrial customer generation rates in effect on 12/2009. UGI was unable to come up with a historical average for its hourly generation pricing due to the fact that there was no historical data to work with at the time this report was submitted, hence the 12/2009 rate being used. It is anticipated that these hourly pricing customers could experience an 11.5% reduction compared to the total bill for 2009.

Wellsboro Electric Company

Wellsboro Electric Company (Wellsboro), a subsidiary of C&T Enterprises Inc., serves approximately 4,900 residential, 1,100 commercial and 13 industrial customers. Wellsboro's service territory consists of about 178 square miles in the Borough of Wellsboro, and the townships of Charleston, Delmar and Middlebury in Tioga County in North Central Pennsylvania. Wellsboro operates under the terms of Electric Tariff Pa. P.U.C. No. 8. C&T Enterprises Inc. is a holding company owned by the Claverack and Tri-County rural electric cooperatives for for-profit enterprises. C&T also owns Valley Energy Inc. (gas), and Citizens' Electric Company. Wellsboro experienced decreases of about 38 percent (going from 11.7 cents per kwh to 7.3 cents per kwh) in its Fixed Generation Supply Service Rate during 2009, leading to substantial reductions in the generation portion of its bill.

Utility: **Wellsboro Electric Company**

Default Rate Schedule for Electric Service in the Commonwealth of Pennsylvania

Rates for Default Service

Rate Classification	Customer Charge	Distribution Charges	Generation (Energy) Charges	Demand Charges	CTC (if applicable)	ITC (if applicable)	Universal Service	Education Charges	STAS	TOTAL
Residential using 500 KWH	\$8.80	\$14.40	\$36.51						(\$0.07)	\$59.64
Residential Heating using 2000 KWH	\$8.80	\$35.79	\$146.03						(\$0.22)	\$190.40
Small Commercial (5KW Demand) using 1000 KWH	\$8.34	\$49.83	\$73.02						(\$0.15)	\$131.04
Medium Commercial (25KW Demand) using 10,000 KWH		\$207.55	\$730.17	\$119.25					(\$1.24)	\$1,055.73
Large Commercial (500KW Demand) using 200,000 KWH		\$4,151.00	\$14,603.40	\$2,385.00					(\$24.80)	\$21,114.60
Industrial (1000KW Demand) using 400,000 KWH		\$1,920.05	\$29,206.80	\$5,880.00					(\$43.41)	\$36,963.44
Public Street (Sodium Vapor Service) at 250 Watts		\$7.60	\$4.97						(\$0.01)	\$12.56

Notes: Public Street (Sodium Vapor) is at 150 watts.

West Penn Power d/b/a Allegheny Power

West Penn Power d/b/a Allegheny Power (Allegheny), a subsidiary of Allegheny Energy Inc., serves approximately 617,000 residential, 82,000 commercial and 13,400 industrial customers. Allegheny's service territory consists of parts of the following counties in Southwestern and Central Pennsylvania: Adams; Allegheny; Armstrong; Bedford; Blair; Butler; Cameron; Centre; Clarion; Clinton; Elk; Fayette; Franklin; Fulton; Greene; Huntingdon; Indiana; Jefferson; Lycoming; McKean; Potter; Somerset; Washington; and Westmoreland. Allegheny operates under the terms of Electric Tariff Pa. P.U.C. No. 39. Allegheny Energy Inc. is a utility holding company that, through its subsidiaries, provides electric service to over 1.5 million customers in Pennsylvania, West Virginia, Maryland and Virginia. On February 11, 2010 First Energy announced plans to purchase Allegheny Energy for \$4.7 billion in an all-stock transaction, which could be finalized in early 2011, pending regulatory approval.

Utility: **West Penn Power Company**

Default Rate Schedule for Electric Service in the Commonwealth of Pennsylvania

Rates for Default Service

Rate Classification	Customer Charge	Distribution Charges	Generation (Energy) Charges	Transmission Charges	CTC (if applicable)	ITC (if applicable)	Universal Service	EE&C Surcharge*	STAS	TOTAL
Residential										
using 500 KWH	\$5.00	\$9.37	\$31.23	\$2.27		(\$0.03)		\$1.11	(\$0.01)	\$48.94
Residential Heating										
using 2000 KWH	\$5.00	\$37.48	\$124.92	\$9.02		(\$0.10)		\$4.44	(\$0.05)	\$180.71
Small Commercial (5KW Demand) using 1000 KWH		\$19.63	\$69.23	\$5.01		\$0.08		\$1.12	(\$0.02)	\$95.05
Medium Commercial (25KW Demand) using 10,000 KWH		\$160.79	\$635.23	\$41.06		\$0.75		\$11.20	(\$0.22)	\$848.81
Large Commercial (500KW Demand) using 200,000 KWH		\$1,769.60	\$12,452.80	\$868.20		\$100.40		\$0.00	(\$3.95)	\$15,187.05
Industrial (1000KW Demand) using 400,000 KWH		\$3,293.60	\$24,608.80	\$1,714.20		\$199.40		\$0.00	(\$7.75)	\$29,808.25
Public Street (Sodium Vapor Service) at 250 Watts		\$12.36	\$8.03	\$0.26		\$0.02		\$0.00	(\$0.01)	\$20.66

Notes: Large Commercial and Industrial power factor assumed to be 85%. Industrial assumed to receive metered service between 1 kV and 15 kV.
Sodium Vapor Overhead Service (cobra head) is per Rate Schedule 57 at 200 Watts.
*Energy Efficiency and Conservation Surcharge

Section 2: Gas Utilities

Abbreviations Used in the Tables

- MCF – One Thousand Cubic Feet, a standard gas measure
- TCC – Transition Cost Charge, for companies still recovering stranded costs
- CCC – Customer Choice Costs, for companies still recovering stranded costs
- GCR – Gas Cost Rate
- STAS – State Tax Adjustment Surcharge
- USC – Universal Service Charge

Gas Utilities Comparison - 1307(f) Companies*

Rate Classification	Utilities									
	Columbia Gas of PA Inc.	Equitable Gas Company	National Fuel Gas Dist. Co.	PECO Energy Company	The Peoples Natural Gas Company	Philadelphia Gas Works (PGW)	T.W. Phillips Gas & Oil Company	UGI Utilities Inc. - Gas	UGI Central Penn Gas Inc.	UGI Penn Natural Gas Co. Inc.
Residential										
2 MCF (monthly bill)	\$33.09	\$40.39	\$30.59	\$33.34	\$28.50	\$42.94	\$34.49	\$34.42	\$39.14	\$37.76
Residential Heating										
15 MCF (monthly bill)	\$173.35	\$216.83	\$141.11	\$180.12	\$142.25	\$244.03	\$177.45	\$196.32	\$194.59	\$195.70
Small Commercial										
150 MCF/year (monthly bill)	\$135.10	\$163.01	\$123.11	\$170.56	\$123.77	\$199.62	\$163.75	\$177.32	\$146.75	\$163.07
Medium Commercial										
500 MCF/year (monthly bill)	\$410.61	\$514.71	\$345.69	\$510.13	\$377.81	\$623.39	\$512.48	\$562.92	\$440.57	\$467.72
Large Commercial										
9000 MCF/year (monthly bill)	\$6,852.03	\$8,977.50	\$5,520.24	\$8,128.81	\$6,249.76	\$10,914.98	\$7,439.75		\$7,576.39	\$7,866.48
Industrial										
> 9000 MCF/year (monthly bill)	\$7,891.08	\$8,977.50	\$5,371.60	\$7,754.17	\$6,051.59	\$10,948.18	\$22,599.45			

* 1307(f) companies are those companies whose annual revenues are greater than \$40 million.

Gas Utilities Comparison - GCR Companies*

Utilities

Rate Classification	Able Co. Ltd.	Andreassi Gas Co.	Chartiers Natural Gas Co. Inc.	Corsica Gas Co.	CRG Inc.	C E Dunmire Gas Co.	Herman Oil & Gas Co. Inc.	Herman Riemer Gas Co.	Kaib & Kaib Gas Co.	Larkin Oil & Gas Co.
Residential										
2 MCF (monthly bill)	\$45.00	\$34.05	\$34.01	\$28.00	\$29.64	\$26.00	\$25.33	\$35.63	\$16.50	\$13.02
Residential Heating										
15 MCF (monthly bill)	\$45.00	\$157.89	\$177.08	\$145.00	\$147.67	\$130.00	\$190.02	\$213.93	\$88.00	\$69.44
Small Commercial										
150 MCF/year (monthly bill)	\$150.00	\$148.48	\$159.11		\$135.01	\$143.00		\$179.64	\$74.25	
Medium Commercial										
500 MCF/year (monthly bill)		\$419.39	\$495.36			\$434.67		\$579.65	\$234.67	
Large Commercial										
9000 MCF/year (monthly bill)			\$8,661.61			\$7,518.00		\$10,309.85		
Industrial										
> 9000 MCF/year (monthly bill)										

*Gas companies with annual revenues less than \$40 million that file annual Gas Cost Rate (GCR) adjustments.

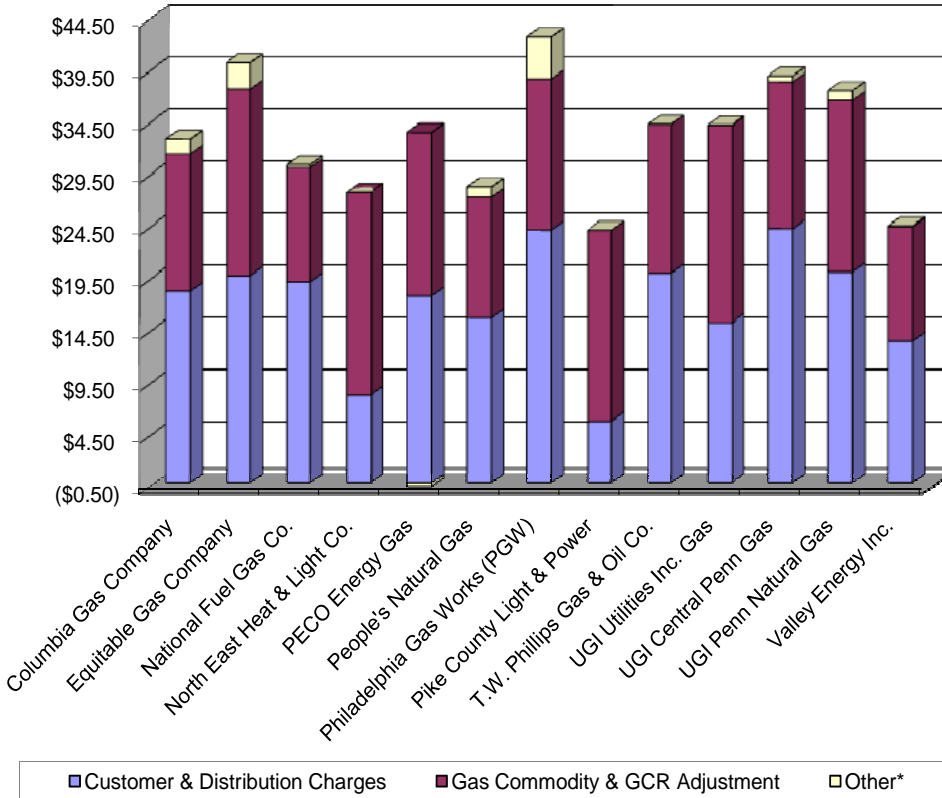
Gas Utilities Comparison - GCR Companies

Utilities

Rate Classification	Mountain Energy Ltd.	North East Heat & Light Co.	Pike County Light & Power Co.	Pine-Roe Natural Gas Co. Inc.	SAR Gas Co.	Sergeant Gas Co. Inc.	Sigel Gas Co.	Valley Energy Inc.	Walker Gas & Oil Co.	Wally Gas Co.
Residential										
2 MCF (monthly bill)	\$19.00	\$27.99	\$24.34	\$17.56	\$24.00	\$29.36	\$22.60	\$24.73	\$28.32	\$29.24
Residential Heating										
15 MCF (monthly bill)	\$97.00	\$154.66	\$143.55	\$142.69	\$173.50		\$120.71	\$129.11	\$147.39	\$154.33
Small Commercial										
150 MCF/year (monthly bill)		\$143.26	\$129.99		\$144.75	\$155.11	\$101.84	\$104.14	\$124.19	\$130.28
Medium Commercial										
500 MCF/year (monthly bill)		\$448.19	\$394.80			\$486.61	\$321.96	\$326.91		\$410.91
Large Commercial										
9000 MCF/year (monthly bill)		\$7,319.46	\$6,189.88				\$5,667.75	\$5,737.08		
Industrial										
> 9000 MCF/year (monthly bill)		\$7,413.98	\$6,189.88					\$5,166.11		

Large Gas Utilities Residential Monthly Bill Comparison

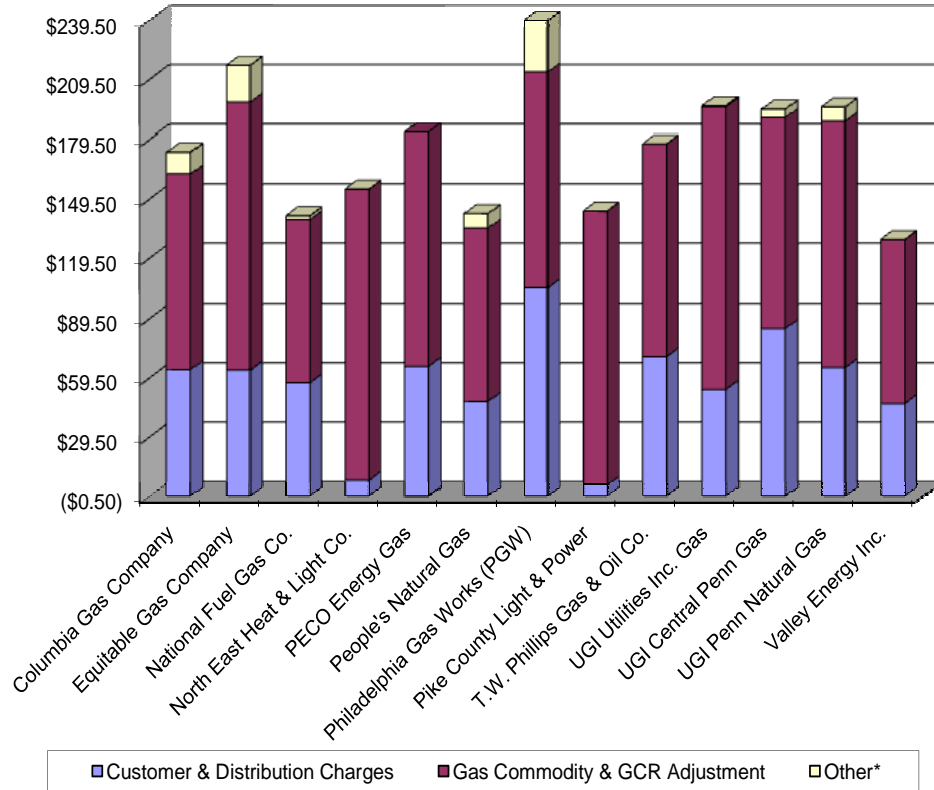
**Large Gas Utilities (over 1,000 customers): Residential 2 MCF
Total Monthly Bill Calculation as of January 31, 2010**



*Other charges may include any of the following: STAS, Universal Service Charge, Capacity Charge, Education Charge, or Merchant Function Charge. Please see a utility's individual chart for a breakdown of what charges can be found on its bill.

Large Gas Utilities Residential Monthly Bill Comparison

**Large Gas Utilities (over 1,000 customers): Residential Heating 15 MCF
Total Monthly Bill Calculation as of January 31, 2010**



* Other charges may include any of the following: STAS, Universal Service Charge, Capacity Charge, Education Charge, or Merchant Function Charge. Please see a utility's individual chart for a breakdown of what charges can be found on its bill.

Able Company Ltd.

Able Company Ltd. (Able) provides natural gas service in Kittanning Township and Wayne Township in Armstrong County, Upper Burrell and Hempfield townships in Westmoreland County, and Armstrong Township in Indiana County. Able operates under Gas Tariff Pa. P.U.C. No. 1. Able provides a flat rate for all thousand cubic feet (MCF) of gas consumed for both residential and commercial customers. Residential rates are gauged according to the square footage of a building and consist of the following categories: mobile home; detached garage with gas heater; and house and swimming pool with heater.

For the purpose of this report, the residential rate was calculated using a house consisting of between 1,300 and 1,500 square feet, and a commercial building consisting of between 2,000 to 3,000 feet.

Utility: Able Company Ltd.

Default Rate Schedule for Gas Service in the Commonwealth of Pennsylvania

Rates for Default Service

Rate Classification	Customer Charge	Commodity Charge	Distribution Charge	GCR Adjustment	Customer Choice Costs	Universal Service Charge	Education Charge	STAS	TOTAL
Residential									
2 MCF (monthly bill)	\$45.00								\$45.00
Residential Heating									
15 MCF (monthly bill)	\$45.00								\$45.00
Small Commercial									
150 MCF/year (monthly bill)	\$150.00								\$150.00
Medium Commercial									
500 MCF/year (monthly bill)									
Large Commercial									
9000 MCF/year (monthly bill)									
Industrial									
> 9000 MCF/year (monthly bill)									

Notes: Able charges flat monthly rates based on the square footage of the customers' buildings.

Andreassi Gas Company

Andreassi Gas Company provides natural gas service to the public in portions of Armstrong and Butler counties. The company currently provides service to approximately 346 residential customers and 17 commercial customers. Andreassi operates under Gas Tariff Pa. P.U.C. No. 2.

Utility: **Andreassi Gas Company**

Default Rate Schedule for Gas Service in the Commonwealth of Pennsylvania

Rates for Default Service

Rate Classification	Customer Charge	Commodity Charge	Distribution Charge	GCR Adjustment	Customer Choice Costs	Universal Service Charge	Education Charge	STAS	TOTAL
Residential									
2 MCF (monthly bill)	\$15.00	\$20.34		(\$1.29)					\$34.05
Residential Heating									
15 MCF (monthly bill)	\$15.00	\$152.56		(\$9.67)					\$157.89
Small Commercial									
150 MCF/year (monthly bill)	\$15.00	\$141.54		(\$8.06)					\$148.48
Medium Commercial									
500 MCF/year (monthly bill)	\$15.00	\$431.26		(\$26.88)					\$419.39
Large Commercial									
9000 MCF/year (monthly bill)									
Industrial									
> 9000 MCF/year (monthly bill)									

Chartiers Natural Gas Company Inc.

Chartiers Natural Gas Company Inc. (Chartiers) provides natural gas service to the public in the Munntown, Nottingham and North Strabane townships, and in various isolated lease areas in Washington and Allegheny counties. Chartiers provides natural gas to approximately 259 residential customers and 10 commercial customers throughout the designated service territory. Chartiers operates under Gas Tariff Pa. P.U.C. No. 1.

Utility: Chartiers Natural Gas Co. Inc.

Default Rate Schedule for Gas Service in the Commonwealth of Pennsylvania

Rates for Default Service

Rate Classification	Customer Charge	Commodity Charge	Distribution Charge	GCR Adjustment	Customer Choice Costs	Universal Service Charge	Education Charge	STAS	TOTAL
Residential									
2 MCF (monthly bill)	\$12.00	\$21.94		\$0.07					\$34.01
Residential Heating									
15 MCF (monthly bill)	\$12.00	\$164.55		\$0.53					\$177.08
Small Commercial									
150 MCF/year (monthly bill)	\$15.00	\$143.67		\$0.44					\$159.11
Medium Commercial									
500 MCF/year (monthly bill)	\$15.00	\$478.90		\$1.46					\$495.36
Large Commercial									
9000 MCF/year (monthly bill)	\$15.00	\$8,620.28		\$26.33					\$8,661.61
Industrial									
> 9000 MCF/year (monthly bill)									

Columbia Gas of Pennsylvania Inc.

Columbia Gas of Pennsylvania Inc. (Columbia), a subsidiary of NiSource Inc., is a provider of gas service to the public in the following counties: Adams; Allegheny; Armstrong; Beaver; Bedford; Butler; Centre; Clarion; Crawford; Elk; Fayette; Franklin; Fulton; Green; Indiana; Jefferson; Lawrence; McKean; Mercer; Somerset; Venango; Warren; Washington; Westmoreland; and York. Columbia currently provides service to approximately 375,000 residential customers, 37,700 commercial customers, and 330 industrial customers. Columbia operates under Gas Tariff Pa. P.U.C. No. 9. NiSource Inc., based in Merrillville, Indiana, delivers energy to 3.8 million customers. NiSource is the second-largest natural gas distributor in the U.S.

Utility: Columbia Gas of Pennsylvania Inc.

Default Rate Schedule for Gas Service in the Commonwealth of Pennsylvania

Rates for Default Service

Rate Classification	Customer Charge	Commodity Charge	Distribution Charge	GCR Adjustment	Customer Choice Costs	Universal Service Charge	Education Charge	STAS	TOTAL
Residential									
2 MCF (monthly bill)	\$11.52	\$13.45	\$6.98	(\$0.32)		\$1.45		\$0.01	\$33.09
Residential Heating									
15 MCF (monthly bill)	\$11.52	\$100.91	\$52.37	(\$2.40)		\$10.87		\$0.08	\$173.35
Small Commercial									
150 MCF/year (monthly bill)	\$17.03	\$84.09	\$35.94	(\$2.00)				\$0.04	\$135.10
Medium Commercial									
500 MCF/year (monthly bill)	\$17.03	\$280.31	\$119.80	(\$6.67)				\$0.14	\$410.61
Large Commercial									
9000 MCF/year (monthly bill)	\$105.18	\$4,863.30	\$2,001.75	(\$120.08)				\$1.88	\$6,852.03
Industrial									
> 9000 MCF/year (monthly bill)	\$394.58	\$5,403.67	\$2,224.17	(\$133.42)				\$2.08	\$7,891.08

Notes: The Customer Charge reflects the effect of the State Tax Adjustment Surcharge.
Industrial > 9,000 MCF/year was calculated using 10,000 MCF/year.

Corsica Gas Company

Corsica Gas Company (Corsica) serves about 29 residential customers in portions of Union and Elder townships in Jefferson County, Western Pennsylvania. Corsica operates under Gas Tariff Pa. P.U.C. No. 1.

Utility: **Corsica Gas Co.**

Default Rate Schedule for Gas Service in the Commonwealth of Pennsylvania

Rates for Default Service

Rate Classification	Customer Charge	Commodity Charge	Distribution Charge	GCR Adjustment	Customer Choice Costs	Universal Service Charge	Education Charge	STAS	TOTAL
Residential									
2 MCF (monthly bill)	\$10.00	\$18.00							\$28.00
Residential Heating									
15 MCF (monthly bill)	\$10.00	\$135.00							\$145.00
Small Commercial 150 MCF/year (monthly bill)									
Medium Commercial 500 MCF/year (monthly bill)									
Large Commercial 9000 MCF/year (monthly bill)									
Industrial > 9000 MCF/year (monthly bill)									

CRG Inc. (Clarion River Gas)

CRG Inc. (CRG), owned by Orwell Natural Gas Co., provides natural gas service to the public in the townships of Farmington, Highland and Millcreek in Clarion County; Millstone, Elk County; Barnett and Jenks, Forest County; and Barnett, Eldred and Heath in Jefferson County. CRG provides service to roughly 280 residential customers and 30 commercial customers. CRG operates under Gas Tariff Pa. P.U.C. No. 1. Orwell Natural Gas Company, based in Mentor, Ohio, owns the Pennsylvania gas utilities of CRG and Walker.

Utility: CRG Inc. (Clarion River Gas)

Default Rate Schedule for Gas Service in the Commonwealth of Pennsylvania

Rates for Default Service

Rate Classification	Customer Charge	Commodity Charge	Distribution Charge	GCR Adjustment	Customer Choice Costs	Universal Service Charge	Education Charge	STAS	TOTAL
Residential									
2 MCF (monthly bill)	\$11.48	\$12.77	\$5.36	\$0.02					\$29.64
Residential Heating									
15 MCF (monthly bill)	\$11.48	\$95.80	\$40.23	\$0.16					\$147.67
Small Commercial									
150 MCF/year (monthly bill)	\$11.48	\$79.88	\$43.52	\$0.13					\$135.01
Medium Commercial									
500 MCF/year (monthly bill)									
Large Commercial									
9000 MCF/year (monthly bill)									
Industrial									
> 9000 MCF/year (monthly bill)									

Notes: Please note that an additional 6% is added for sales tax for small commercial customers.

C.E. Dunmire Gas Company

C.E. Dunmire Gas Company (Dunmire) furnishes gas service to roughly 64 residential customers in portions of North Buffalo, East Franklin and Washington townships in Armstrong County. Dunmire operates under Gas Tariff Pa. P.U.C. No. 1.

Utility: **C.E. Dunmire Gas Co. Inc.**

Default Rate Schedule for Gas Service in the Commonwealth of Pennsylvania

Rates for Default Service

Rate Classification	Customer Charge	Commodity Charge	Distribution Charge	GCR Adjustment	Customer Choice Costs	Universal Service Charge	Education Charge	STAS	TOTAL
Residential 2 MCF (monthly bill)	\$10.00	\$16.00							\$26.00
Residential Heating 15 MCF (monthly bill)	\$10.00	\$120.00							\$130.00
Small Commercial 150 MCF/year (monthly bill)	\$18.00	\$125.00							\$143.00
Medium Commercial 500 MCF/year (monthly bill)	\$18.00	\$416.67							\$434.67
Large Commercial 9000 MCF/year (monthly bill)	\$18.00	\$7,500.00							\$7,518.00
Industrial > 9000 MCF/year (monthly bill)									

Equitable Gas Company

Equitable Gas Company (Equitable) is a division of Equitable Resources Inc., a gas supplier to customers in Pennsylvania, Kentucky and West Virginia. In Pennsylvania, Equitable provides gas service to the City of Pittsburgh, and various boroughs and townships in Allegheny, Armstrong, Butler, Clarion, Fayette, Greene, Indiana, Jefferson, Washington and Westmoreland counties. Equitable operates under Gas Tariff Pa. P.U.C. No. 22. Equitable's tariff lists two divisions -- Equitable and Apollo -- although the same rates are applied to both divisions. Equitable has approximately 209,000 residential customers, 14,300 commercial customers and 35 industrial customers. On February 26, 2009, the Commission approved a settlement for a \$38.35 million base rate increase for Equitable.

Utility: Equitable Gas Company

Default Rate Schedule for Gas Service in the Commonwealth of Pennsylvania

Rates for Default Service

Rate Classification	Customer Charge	Commodity Charge	Distribution Charge	GCR Adjustment	Transition Surcharge	Universal Service Charge	Education Charge	STAS	TOTAL
Residential									
2 MCF (monthly bill)	\$13.25	\$16.50	\$6.72	\$1.44		\$2.48			\$40.39
Residential Heating									
15 MCF (monthly bill)	\$13.25	\$123.75	\$50.43	\$10.80		\$18.60			\$216.83
Small Commercial									
150 MCF/year (monthly bill)	\$17.00	\$103.13	\$33.89	\$9.00					\$163.01
Medium Commercial									
500 MCF/year (monthly bill)	\$28.00	\$343.75	\$112.96	\$30.00					\$514.71
Large Commercial									
9000 MCF/year (monthly bill)	\$300.00	\$6,187.50	\$1,950.00	\$540.00					\$8,977.50
Industrial*									
> 9000 MCF/year (monthly bill)	\$300.00	\$6,187.50	\$1,950.00	\$540.00					\$8,977.50

Notes: *Industrial customers with annual throughput in excess of 25,000 MCF pay a monthly customer charge of \$800.

Herman Oil and Gas Company Inc.

Herman Oil and Gas Company Inc. (Herman) provides for the distribution of gas to customers in a portion of Summit, Clearfield and Winfield townships in Butler County. Herman serves roughly 377 residential customers and operates under Gas Tariff Pa. P.U.C. No. 4.

Utility: Herman Oil & Gas Company Inc.

Default Rate Schedule for Gas Service in the Commonwealth of Pennsylvania

Rates for Default Service

Rate Classification	Customer Charge	Commodity Charge	Distribution Charge	GCR Adjustment	Customer Choice Costs	Universal Service Charge	Education Charge	STAS	TOTAL
Residential									
2 MCF (monthly bill)		\$23.73		\$1.60					\$25.33
Residential Heating									
15 MCF (monthly bill)		\$177.99		\$12.03					\$190.02
Small Commercial									
150 MCF/year (monthly bill)									
Medium Commercial									
500 MCF/year (monthly bill)									
Large Commercial									
9000 MCF/year (monthly bill)									
Industrial									
> 9000 MCF/year (monthly bill)									

Herman Riemer Gas Company

Anna Pearl Riemer, t/d/b/a Herman Riemer Gas Company (Riemer Gas), provides natural gas service in Buffalo, Clinton and Jefferson townships, Butler County. Riemer Gas provides service to approximately 578 residential customers and 55 commercial customers. Riemer Gas operates under Gas Tariff Pa. P.U.C. No. 2.

Utility: Herman Riemer Gas Company

Default Rate Schedule for Gas Service in the Commonwealth of Pennsylvania

Rates for Default Service

Rate Classification	Customer Charge	Commodity Charge	Distribution Charge	GCR Adjustment	Customer Choice Costs	Universal Service Charge	Education Charge	STAS	TOTAL
Residential									
2 MCF (monthly bill)	\$8.20	\$18.38		\$9.05					\$35.63
Residential Heating									
15 MCF (monthly bill)	\$8.20	\$137.83		\$67.90					\$213.93
Small Commercial									
150 MCF/year (monthly bill)	\$8.20	\$114.86		\$56.58					\$179.64
Medium Commercial									
500 MCF/year (monthly bill)	\$8.20	\$382.85		\$188.60					\$579.65
Large Commercial									
9000 MCF/year (monthly bill)	\$23.75	\$6,891.30		\$3,394.80					\$10,309.85
Industrial									
> 9000 MCF/year (monthly bill)									

Notes: An additional 6% for sales tax is added to the total for commercial customers.

Kaib & Kaib Gas Company

Kaib & Kaib Gas Company (Kaib & Kaib) provides natural gas service to the public in the Borough of Hazen and the Township of Warsaw in Jefferson County. Kaib & Kaib provides gas service to 44 residential customers and two commercial customers. Kaib & Kaib operates under Gas Tariff Pa. P.U.C. No. 1.

Utility: **Kaib & Kaib Gas Company**

Default Rate Schedule for Gas Service in the Commonwealth of Pennsylvania

Rates for Default Service

Rate Classification	Customer Charge	Commodity Charge	Distribution Charge	GCR Adjustment	Customer Choice Costs	Universal Service Charge	Education Charge	STAS	TOTAL
Residential									
2 MCF (monthly bill)	\$5.50	\$11.00							\$16.50
Residential Heating									
15 MCF (monthly bill)	\$5.50	\$82.50							\$88.00
Small Commercial									
150 MCF/year (monthly bill)	\$5.50	\$68.75							\$74.25
Medium Commercial									
500 MCF/year (monthly bill)	\$5.50	\$229.17							\$234.67
Large Commercial									
9000 MCF/year (monthly bill)									
Industrial									
> 9000 MCF/year (monthly bill)									

Notes: All customers pay \$5.50 per MCF plus a \$5.50 monthly service charge.

Larkin Oil & Gas Company

Larkin Oil and Gas Company (Larkin) provides natural gas service in Perry Township, Clarion County, and Madison Township, Armstrong County. Larkin's customer base consists of 25 residential customers. Larkin operates under Gas Tariff Pa. P.U.C. No. 2.

Utility: **Larkin Oil & Gas Co.**

Default Rate Schedule for Gas Service in the Commonwealth of Pennsylvania

Rates for Default Service

Rate Classification	Customer Charge	Commodity Charge	Distribution Charge	GCR Adjustment	Customer Choice Costs	Universal Service Charge	Education Charge	STAS	TOTAL
Residential									
2 MCF (monthly bill)	\$4.34	\$8.68							\$13.02
Residential Heating									
15 MCF (monthly bill)	\$4.34	\$65.10							\$69.44
Small Commercial									
150 MCF/year (monthly bill)									
Medium Commercial									
500 MCF/year (monthly bill)									
Large Commercial									
9000 MCF/year (monthly bill)									
Industrial									
> 9000 MCF/year (monthly bill)									

Mountain Energy Ltd.

On March 11, 2004, Mountain Energy Ltd. (Mountain) adopted as its tariff the current tariff of Greenridge Oil Inc. Mountain Energy provides gas service to roughly 80 residential customers in the townships of Richhill, Aleppo, Springhill, Jackson, Freeport and Center in Greene County. Mountain Energy operates under Gas Tariff Pa. P.U.C. No. 1. Mountain is currently in the process of abandoning service because it can no longer provide adequate service to its natural gas customers. As part of the abandonment process Mountain is helping to fund the conversion of its customers to alternative sources of energy.

Utility: Mountain Energy Ltd.

Default Rate Schedule for Gas Service in the Commonwealth of Pennsylvania

Rates for Default Service

Rate Classification	Customer Charge	Commodity Charge	Distribution Charge	GCR Adjustment	Customer Choice Costs	Universal Service Charge	Education Charge	STAS	TOTAL
Residential									
2 MCF (monthly bill)	\$7.00	\$12.00							\$19.00
Residential Heating									
15 MCF (monthly bill)	\$7.00	\$90.00							\$97.00
Small Commercial									
150 MCF/year (monthly bill)									
Medium Commercial									
500 MCF/year (monthly bill)									
Large Commercial									
9000 MCF/year (monthly bill)									
Industrial									
> 9000 MCF/year (monthly bill)									

National Fuel Gas Distribution Corporation

National Fuel Gas Distribution Corporation (NFG) furnishes natural gas service to the public in portions of the following counties: Armstrong; Butler; Cameron; Clarion; Clearfield; Crawford; Elk; Erie; Forest; Jefferson; McKean; Mercer; Potter; Venango; and Warren. NFG currently serves approximately 196,600 residential customers, 15,500 commercial customers and 610 industrial customers. NFG operates under Gas Tariff Pa. P.U.C. No.9.

Utility: National Fuel Gas Distribution Corp.

Default Rate Schedule for Gas Service in the Commonwealth of Pennsylvania

Rates for Default Service

Rate Classification	Customer Charge	Commodity Charge	Distribution Charge	GCR Adjustment	Customer Choice Costs	Universal Service Charge	Education Charge	STAS	TOTAL
Residential									
2 MCF (monthly bill)	\$12.00	\$15.29	\$7.40	(\$4.35)		\$0.28		(\$0.03)	\$30.59
Residential Heating									
15 MCF (monthly bill)	\$12.00	\$114.66	\$45.15	(\$32.64)		\$2.10		(\$0.16)	\$141.11
Small Commercial									
150 MCF/year (monthly bill)	\$19.89	\$95.55	\$35.01	(\$27.20)				(\$0.14)	\$123.11
Medium Commercial									
500 MCF/year (monthly bill)	\$27.53	\$318.53	\$90.70	(\$90.69)				(\$0.38)	\$345.69
Large Commercial									
9000 MCF/year (monthly bill)	\$121.01	\$5,733.08	\$1,304.46	(\$1,632.23)				(\$6.08)	\$5,520.24
Industrial									
> 9000 MCF/year (monthly bill)	\$201.91	\$5,733.08	\$1,074.76	(\$1,632.23)				(\$5.92)	\$5,371.60

North East Heat & Light Company

North East Heat & Light Company (North East) provides natural gas service in North East, Erie County. North East provides natural gas to approximately 2,640 residential customers, 290 commercial customers and 13 industrial customers. North East operates under Gas Tariff Pa. P.U.C. No. 12.

Utility: **North East Heat & Light Co.**

Default Rate Schedule for Gas Service in the Commonwealth of Pennsylvania

Rates for Default Service

Rate Classification	Customer Charge	Commodity Charge	Distribution Charge	GCR Adjustment	Customer Choice Costs	Universal Service Charge	Education Charge	STAS	TOTAL
Residential									
2 MCF (monthly bill)	\$8.50	\$17.93		\$1.56					\$27.99
Residential Heating									
15 MCF (monthly bill)	\$8.50	\$134.45		\$11.71					\$154.66
Small Commercial									
150 MCF/year (monthly bill)	\$22.00	\$111.50		\$9.76					\$143.26
Medium Commercial									
500 MCF/year (monthly bill)	\$44.00	\$371.67		\$32.52					\$448.19
Large Commercial									
9000 MCF/year (monthly bill)	\$44.00	\$6,690.08		\$585.38					\$7,319.46
Industrial									
> 9000 MCF/year (monthly bill)	\$117.00	\$6,711.60		\$585.38					\$7,413.98

PECO Energy Company

PECO Energy Company (PECO), a subsidiary of the Exelon Corporation (Exelon), serves approximately 443,000 residential, 41,500 small commercial and industrial, and 410 large commercial and industrial customers. PECO's service territory consists of parts of Bucks, Chester, Delaware and Montgomery counties in Southeastern Pennsylvania. PECO operates under the terms of Gas Tariff Pa. P.U.C. No. 2. PECO also provides electric service to more than 1.5 million customers in the Philadelphia area. Exelon, through its utility operating companies, is one of the nation's largest electric utilities. Exelon is headquartered in Chicago and provides service to approximately 5.4 million customers in Illinois and Pennsylvania.

Utility: **PECO Energy Company**

Default Rate Schedule for Gas Service in the Commonwealth of Pennsylvania

Rates for Default Service

Rate Classification	Customer Charge	Commodity Charge	Distribution Charge	GCR Adjustment	Customer Choice Costs	Universal Service Charge	Education Charge	STAS	TOTAL
Residential									
2 MCF (monthly bill)	\$10.75	\$15.69	\$7.29			(\$0.44)		\$0.05	\$33.34
Residential Heating									
15 MCF (monthly bill)	\$10.75	\$117.68	\$54.70			(\$3.30)		\$0.29	\$180.12
Small Commercial									
150 MCF/year (monthly bill)	\$25.00	\$98.06	\$47.23					\$0.27	\$170.56
Medium Commercial									
500 MCF/year (monthly bill)	\$25.00	\$326.88	\$157.44					\$0.81	\$510.13
Large Commercial									
9000 MCF/year (monthly bill)	\$25.00	\$5,883.83	\$2,206.99					\$12.99	\$8,128.81
Industrial									
> 9000 MCF/year (monthly bill)	\$259.43	\$5,883.83	\$1,598.52					\$12.39	\$7,754.17

The Peoples Natural Gas Company

The Peoples Natural Gas Company (Peoples), formerly Dominion Peoples, serves approximately 330,000 residential, 28,500 commercial and 200 industrial customers. Peoples' service territory consists of parts of the following counties in Southwestern Pennsylvania: Allegheny; Armstrong; Beaver; Blair; Butler; Cambria; Clarion; Fayette; Greene; Indiana; Lawrence; Mercer; Somerset; Venango; Washington; and Westmoreland. Peoples operates under Gas Tariff Pa. P.U.C. No. 43. On November 19, 2009, the Commission approved the sale of Dominion Peoples to People's Hope Natural Gas Co., a subsidiary of San Francisco-based investor group SteelRiver Infrastructure Fund North America LP.

Utility: **The Peoples Natural Gas Company**

Default Rate Schedule for Gas Service in the Commonwealth of Pennsylvania

Rates for Default Service

Rate Classification	Customer Charge	Commodity Charge	Distribution Charge	GCR** Adjustment	Capacity Charge	Universal Service Charge	Education Charge	STAS	TOTAL
Residential									
2 MCF (monthly bill)	\$11.00	\$12.92	\$4.90	(\$1.29)	\$1.11			(\$0.14)	\$28.50
Residential Heating									
15 MCF (monthly bill)	\$11.00	\$96.90	\$36.78	(\$9.67)	\$8.32			(\$1.08)	\$142.25
Small Commercial									
150 MCF/year (monthly bill)	\$10.21	\$80.75	\$34.96	(\$8.06)	\$6.93			(\$1.02)	\$123.77
Medium Commercial									
500 MCF/year (monthly bill)	\$18.38	\$269.38	\$96.66	(\$26.88)	\$23.11			(\$2.83)	\$377.81
Large Commercial									
9000 MCF/year (monthly bill)	\$52.25	\$4,844.93	\$1,462.95	(\$483.45)	\$415.95			(\$42.86)	\$6,249.76
Industrial									
> 9000 MCF/year (monthly bill)	\$52.25	\$4,844.93	\$1,258.80	(\$483.45)	\$415.95			(\$36.88)	\$6,051.59

Philadelphia Gas Works

Philadelphia Gas Works (PGW) serves approximately 482,700 residential and 26,400 commercial/industrial customers within the City of Philadelphia. PGW is the largest municipally owned gas utility in the nation, maintaining a distribution system consisting of 6,000 miles of gas mains. PGW operates under Gas Tariff Pa. P.U.C. No. 2.

Utility: **Philadelphia Gas Works**

Default Rate Schedule for Gas Service in the Commonwealth of Pennsylvania

Rates for Default Service

Rate Classification	Customer Charge	Commodity Charge	Distribution Charge	GCR Adjustment	Customer Choice Costs	Universal Service Charge	Education Charge	STAS	TOTAL
Residential									
2 MCF (monthly bill)	\$12.00	\$14.60	\$12.37	(\$0.10)		\$4.02	\$0.05		\$42.94
Residential Heating									
15 MCF (monthly bill)	\$12.00	\$109.51	\$92.76	(\$0.77)		\$30.18	\$0.35		\$244.03
Small Commercial									
150 MCF/year (monthly bill)	\$18.00	\$91.26	\$65.56	(\$0.64)		\$25.15	\$0.29		\$199.62
Medium Commercial									
500 MCF/year (monthly bill)	\$18.00	\$304.20	\$218.54	(\$2.13)		\$83.82	\$0.96		\$623.39
Large Commercial									
9000 MCF/year (monthly bill)	\$18.00	\$5,475.56	\$3,933.68	(\$38.29)		\$1,508.78	\$17.25		\$10,914.98
Industrial									
> 9000 MCF/year (monthly bill)	\$50.00	\$5,475.56	\$3,934.88	(\$38.29)		\$1,508.78	\$17.25		\$10,948.18

Notes: The Industrial bill assumes (9,000/12) MCF.
The Default Service is assumed to be firm, sales service.

T.W. Phillips Gas & Oil Company

T.W. Phillips Gas & Oil Company (T.W. Phillips), based in Butler, serves approximately 58,300 residential, 4,400 commercial and 20 industrial customers. T.W. Phillips' service territory consists of parts of Allegheny, Armstrong, Butler, Clarion, Clearfield, Indiana, Jefferson and Westmoreland counties in Western Pennsylvania. T.W. Phillips operates under Gas Tariff Pa. P.U.C. No. 6.

Utility: **T.W. Phillips Gas and Oil Co.**

Default Rate Schedule for Gas Service in the Commonwealth of Pennsylvania

Rates for Default Service

Rate Classification	Customer Charge	Commodity Charge	Distribution Charge	GCR Adjustment	Customer Choice Costs	Universal Service Charge	Education Charge	STAS	TOTAL
Residential									
2 MCF (monthly bill)	\$12.50	\$14.16	\$7.71	\$0.12					\$34.49
Residential Heating									
15 MCF (monthly bill)	\$12.50	\$106.17	\$57.83	\$0.91				\$0.03	\$177.45
Small Commercial									
150 MCF/year (monthly bill)	\$28.00	\$91.63	\$42.57	\$1.51				\$0.03	\$163.75
Medium Commercial									
500 MCF/year (monthly bill)	\$60.00	\$305.44	\$141.91	\$5.05				\$0.09	\$512.48
Large Commercial									
9000 MCF/year (monthly bill)	\$380.00	\$5,055.90	\$2,004.68	(\$2.40)				\$1.58	\$7,439.75
Industrial									
> 9000 MCF/year (monthly bill)	\$635.00	\$15,730.03	\$6,236.99	(\$7.47)				\$4.90	\$22,599.45

Notes: T.W. Phillips used consumption of 28,001 MCF for the Industrial Customer class, as this is minimum usage needed to be considered an industrial customer.

Pike County Light & Power Company

Pike County Light & Power Company (Pike), a subsidiary of Orange & Rockland Utilities Inc., serves approximately 1,100 residential customers and 90 commercial customers. Pike’s service territory consists of Westfall Township and Matamoras Borough, in Pike County, Northeastern Pennsylvania. Pike operates under the terms of Gas Tariff Pa. P.U.C. No. 6. Orange & Rockland Utilities Inc. (O&R), through subsidiaries Pike County Light & Power and Rockland Electric Company, provides service to roughly 300,000 electric and 128,000 natural gas customers. Based in Pearl River, New York, O&R’s service area covers 1,350 square miles in Southeastern New York, Northern New Jersey and Northeastern Pennsylvania.

Utility: **Pike County Light & Power Company**

Default Rate Schedule for Gas Service in the Commonwealth of Pennsylvania

Rates for Default Service

Rate Classification	Customer Charge	Commodity Charge	Distribution Charge	GCR Adjustment	Customer Choice Costs	Universal Service Charge	Education Charge	STAS	TOTAL
Residential									
2 MCF (monthly bill)	\$6.00	\$25.73		(\$7.39)					\$24.34
Residential Heating									
15 MCF (monthly bill)	\$6.00	\$192.98		(\$55.45)				\$0.02	\$143.55
Small Commercial									
150 MCF/year (monthly bill)	\$9.00	\$167.18		(\$46.21)				\$0.02	\$129.99
Medium Commercial									
500 MCF/year (monthly bill)	\$9.00	\$539.79		(\$154.04)				\$0.05	\$394.80
Large Commercial									
9000 MCF/year (monthly bill)	\$9.00	\$8,952.66		(\$2,772.68)				\$0.90	\$6,189.88
Industrial									
> 9000 MCF/year (monthly bill)	\$9.00	\$8,952.66		(\$2,772.68)				\$0.90	\$6,189.88

Pine-Roe Natural Gas Company Inc.

Pine-Roe Natural Gas Company Inc. (Pine-Roe) serves customers in the townships of Beaver, Clarion, Monroe and Piney in Clarion County, Western Pennsylvania. Pine-Roe serves approximately 163 residential customers and operates under Gas Tariff Pa. P.U.C. No. 1.

Utility: Pine Roe Natural Gas Company Inc.

Default Rate Schedule for Gas Service in the Commonwealth of Pennsylvania

Rates for Default Service

Rate Classification	Customer Charge	Commodity Charge	Distribution Charge	GCR Adjustment	Customer Choice Costs	Universal Service Charge	Education Charge	STAS	TOTAL
Residential									
2 MCF (monthly bill)		\$17.42		\$0.14					\$17.56
Residential Heating									
15 MCF (monthly bill)		\$141.61		\$1.08					\$142.69
Small Commercial									
150 MCF/year (monthly bill)									
Medium Commercial									
500 MCF/year (monthly bill)									
Large Commercial									
9000 MCF/year (monthly bill)									
Industrial									
> 9000 MCF/year (monthly bill)									

Notes: Pine-Roe charges a base rate of \$17.4185 for the first 2 mcf. Anything beyond 2 mcf costs \$9.5531 per mcf.

SAR Gas Company

On July 14, 2005, SAR Gas Co. adopted as its tariff the current tariff of Myers Gas Company. SAR Gas Company furnishes natural gas service to the public in Rockland Township, Venango County. SAR Gas currently has 192 residential customers and operates under Gas Tariff Pa. P.U.C. No. 1.

Utility: **SAR Gas Company**

Default Rate Schedule for Gas Service in the Commonwealth of Pennsylvania

Rates for Default Service

Rate Classification	Customer Charge	Commodity Charge	Distribution Charge	GCR Adjustment	Customer Choice Costs	Universal Service Charge	Education Charge	STAS	TOTAL
Residential									
2 MCF (monthly bill)		\$24.00							\$24.00
Residential Heating									
15 MCF (monthly bill)		\$173.50							\$173.50
Small Commercial									
150 MCF/year (monthly bill)		\$144.75							\$144.75
Medium Commercial									
500 MCF/year (monthly bill)									
Large Commercial									
9000 MCF/year (monthly bill)									
Industrial									
> 9000 MCF/year (monthly bill)									

Notes: SAR Gas charges \$12.50 for the first mcf and \$11.50 for each subsequent mcf.

Sergeant Gas Company Inc.

Sergeant Gas Company Inc. (Sergeant) serves approximately 106 residential and 17 commercial customers. Sergeant's service territory is comprised of Wetmore Township in McKean County and Jones Township in Elk County, both in Northwestern Pennsylvania. Sergeant operates under Gas Tariff Pa. P.U.C. No. 10.

Utility: **Sergeant Gas Company Inc.**

Default Rate Schedule for Gas Service in the Commonwealth of Pennsylvania

Rates for Default Service

Rate Classification	Customer Charge	Commodity Charge	Distribution Charge	GCR Adjustment	Customer Choice Costs	Universal Service Charge	Education Charge	STAS	TOTAL
Residential									
2 MCF (monthly bill)	see note	\$28.55	see note	\$0.82					\$29.36
Residential Heating									
15 MCF (monthly bill)									
Small Commercial									
150 MCF/year (monthly bill)	see note	\$149.81	see note	\$5.30					\$155.11
Medium Commercial									
500 MCF/year (monthly bill)	see note	\$469.49	see note	\$17.12					\$486.61
Large Commercial									
9000 MCF/year (monthly bill)									
Industrial									
> 9000 MCF/year (monthly bill)									

Notes: Everything is included in commodity.

Sigel Gas Company

Sigel Gas Company (Sigel) based in New Bethlehem, Clarion County, serves approximately 134 residential and 14 commercial customers. Sigel's service territory is comprised of Barnett, Clover, Rose and Union townships in Jefferson County, Western Pennsylvania. Sigel operates under Gas Tariff Pa. P.U.C. No. 3.

Utility: **Sigel Gas Company**

Default Rate Schedule for Gas Service in the Commonwealth of Pennsylvania

Rates for Default Service

Rate Classification	Customer Charge	Commodity Charge	Distribution Charge	GCR Adjustment	Customer Choice Costs	Universal Service Charge	Education Charge	STAS	TOTAL
Residential									
2 MCF (monthly bill)	\$7.50	\$9.54	\$5.43	\$0.13					\$22.60
Residential Heating									
15 MCF (monthly bill)	\$7.50	\$71.54	\$40.71	\$0.96					\$120.71
Small Commercial									
150 MCF/year (monthly bill)	\$7.50	\$59.62	\$33.92	\$0.80					\$101.84
Medium Commercial									
500 MCF/year (monthly bill)	\$7.50	\$198.73	\$113.07	\$2.66					\$321.96
Large Commercial									
9000 MCF/year (monthly bill)	\$7.50	\$3,577.13	\$2,035.27	\$47.85					\$5,667.75
Industrial									
> 9000 MCF/year (monthly bill)									

UGI Utilities Inc. - Gas Division

UGI Utilities Inc. (UGI), a subsidiary of UGI Corporation, serves approximately 299,000 residential, 32,700 commercial and 1,470 industrial customers. UGI's service territory consists of parts of Berks, Bucks, Carbon, Chester, Cumberland, Dauphin, Lancaster, Lebanon, Lehigh, Luzerne, Monroe, Montgomery, Northampton, Schuylkill and York counties in Eastern Pennsylvania. UGI operates under the terms of Gas Tariff Pa. P.U.C. No. 5. UGI also provides electric service to more than 60,000 customers in Pennsylvania. UGI Corporation, with principal offices in King of Prussia, Montgomery County, provides electric, gas, propane gas and energy supply through its subsidiaries UGI Utilities Inc., AmeriGas Inc. and UGI Enterprises Inc.

Utility: UGI Utilities Inc. - Gas

Default Rate Schedule for Gas Service in the Commonwealth of Pennsylvania

Rates for Default Service

Rate Classification	Customer Charge	Commodity Charge	Distribution Charge	GCR Adjustment	Customer Choice Costs	Universal Service Charge	Education Charge	STAS	TOTAL
Residential									
2 MCF (monthly bill)	\$8.55		\$6.89	\$18.94		\$0.14		(\$0.10)	\$34.42
Residential Heating									
15 MCF (monthly bill)	\$8.55		\$45.23	\$142.04		\$1.07		(\$0.57)	\$196.32
Small Commercial									
150 MCF/year (monthly bill)	\$8.55		\$50.92	\$118.36				(\$0.52)	\$177.32
Medium Commercial									
500 MCF/year (monthly bill)	\$8.55		\$161.47	\$394.54				(\$1.64)	\$562.92
Large Commercial*									
9000 MCF/year (monthly bill)									
Industrial*									
> 9000 MCF/year (monthly bill)									

Notes: *Consistent with UGI's Restructuring Filing at R-00994786 in accord with the Natural Gas Choice and Competition Act, UGI does not maintain an obligation to provide default service for customers having annual use of 4,000 Mcf or greater. Service to new customers under, or transfers of existing customers or customer loads to, default (Rate N) retail service provided by UGI where annual use is projected to be 4,000 Mcf or greater, is permitted only as determined by the Company, subject to reasonable limitations. Accordingly, as availability is determined on a case-by-case basis, UGI has not provided bill information for default service where usage exceeds 4,000 Mcf annually.

UGI Central Penn Gas Inc.

UGI Central Penn Gas Inc. (UGI Central), formerly PPL Gas, distributes gas in Pennsylvania and operates under Gas Tariff Pa. P.U.C. No. 3. UGI Central serves approximately 66,300 residential, 9,900 commercial and 280 industrial customers in North Central and Eastern Pennsylvania. On August 27, 2009, the Commission approved a settlement for a \$10 million rate increase for UGI Central.

Utility: UGI Central Penn Gas Inc.

Default Rate Schedule for Gas Service in the Commonwealth of Pennsylvania

Rates for Default Service

Rate Classification	Customer Charge	Commodity Charge	Distribution Charge	GCR Adjustment	Merchant Function Charge	Universal Service Charge	Education Charge	STAS	TOTAL
Residential									
2 MCF (monthly bill)	\$13.25		\$11.24	\$14.10	\$0.37	\$0.17		\$0.01	\$39.14
Residential Heating									
15 MCF (monthly bill)	\$13.25		\$71.50	\$105.76	\$2.75	\$1.27		\$0.06	\$194.59
Small Commercial									
150 MCF/year (monthly bill)	\$20.82		\$37.55	\$88.22	\$0.12	\$0.00		\$0.04	\$146.75
Medium Commercial									
500 MCF/year (monthly bill)	\$20.82		\$125.15	\$294.06	\$0.41	\$0.00		\$0.13	\$440.57
Large Commercial									
9000 MCF/year (monthly bill)	\$20.82		\$2,252.75	\$5,293.16	\$7.39	\$0.00		\$2.27	\$7,576.39
Industrial									
> 9000 MCF/year (monthly bill)									

UGI Penn Natural Gas Inc.

UGI Penn Natural Gas Inc. (UGI Penn) was formerly PG Energy. PG Energy was a division of the Southern Union Company (Southern Union). UGI Corporation purchased UGI Penn on August 24, 2006, and subsequently made UGI Penn a wholly owned direct subsidiary of UGI Utilities Inc. UGI Penn serves approximately 145,000 residential, 15,500 commercial and 230 industrial customers. UGI Penn service territory consists of parts of Clinton, Columbia, Lackawanna, Luzerne, Lycoming, Monroe, Northumberland, Pike, Snyder, Susquehanna, Union, Wayne and Wyoming counties in Northeastern Pennsylvania. UGI Penn operates under Gas Tariff Pa. P.U.C. No. 8. UGI Penn, headquartered in Wilkes-Barre, Luzerne County, is Northeastern and Central Pennsylvania's largest natural gas distribution company. On August 27, 2009, the Commission approved a settlement for a \$19.75 million rate increase for UGI Penn.

Utility: **UGI Penn Natural Gas Co. Inc.**

Default Rate Schedule for Gas Service in the Commonwealth of Pennsylvania

Rates for Default Service

Rate Classification	Customer Charge	Commodity Charge	Distribution Charge	GCR Adjustment	Merchant Function Charge	Universal Service Charge	Education Charge	STAS	TOTAL
Residential									
2 MCF (monthly bill)	\$13.25		\$7.08	\$16.50	\$0.53	\$0.40			\$37.76
Residential Heating									
15 MCF (monthly bill)	\$13.25		\$51.69	\$123.78	\$3.96	\$3.01			\$195.70
Small Commercial									
150 MCF/year (monthly bill)	\$32.50		\$27.00	\$103.15	\$0.41				\$163.07
Medium Commercial									
500 MCF/year (monthly bill)	\$32.50		\$90.00	\$343.84	\$1.38				\$467.72
Large Commercial									
9000 MCF/year (monthly bill)	\$32.50		\$1,620.08	\$6,189.15	\$24.76				\$7,866.48
Industrial									
> 9000 MCF/year (monthly bill)									

Notes: All commercial and Industrial charges are for non-heat customers.

Valley Energy Inc.

Valley Energy Inc. (Valley), based in Sayre, Bradford County, serves approximately 4,900 residential, 720 commercial and 50 industrial customers. Valley's service territory is comprised of parts of Bradford County in Northern Pennsylvania. Valley operates under Gas Tariff Pa. P.U.C. No. 1. Valley is owned by C&T Enterprises Inc., which also owns the Pennsylvania electric utilities of Citizens' and Wellsboro.

Utility: **Valley Energy Inc.**

Default Rate Schedule for Gas Service in the Commonwealth of Pennsylvania

Rates for Default Service

Rate Classification	Customer Charge	Commodity Charge	Distribution Charge	GCR Adjustment	Customer Choice Costs	Universal Service Charge	Education Charge	STAS	TOTAL
Residential									
2 MCF (monthly bill)	\$8.64		\$5.07	\$10.97				\$0.05	\$24.73
Residential Heating									
15 MCF (monthly bill)	\$8.64		\$38.00	\$82.30				\$0.17	\$129.11
Small Commercial									
150 MCF/year (monthly bill)	\$8.63		\$26.79	\$68.59				\$0.13	\$104.14
Medium Commercial									
500 MCF/year (monthly bill)	\$8.63		\$89.30	\$228.62				\$0.36	\$326.91
Large Commercial									
9000 MCF/year (monthly bill)	\$8.63		\$1,607.42	\$4,115.10				\$5.93	\$5,737.08
Industrial									
> 9000 MCF/year (monthly bill)	\$57.44		\$989.73	\$4,115.10				\$3.84	\$5,166.11

Walker Gas and Oil Company

Walker Gas and Oil Company (Walker), owned by Orwell Natural Gas Co., is based in Bruin and serves approximately 260 residential customers and 20 commercial customers in Butler County, Western Pennsylvania. Walker operates under Gas Tariff Pa. P.U.C. No. 1. Orwell Natural Gas Co. is based in Mentor, Ohio, and owns the Pennsylvania gas utilities of CRG and Walker.

Utility: **Walker Gas and Oil Company**

Default Rate Schedule for Gas Service in the Commonwealth of Pennsylvania

Rates for Default Service

Rate Classification	Customer Charge	Commodity Charge	Distribution Charge	GCR Adjustment	Customer Choice Costs	Universal Service Charge	Education Charge	STAS	TOTAL
Residential									
2 MCF (monthly bill)	\$10.00	\$11.31	\$6.22	\$0.79					\$28.32
Residential Heating									
15 MCF (monthly bill)	\$10.00	\$84.80	\$46.64	\$5.95					\$147.39
Small Commercial									
150 MCF/year (monthly bill)	\$10.00	\$70.66	\$38.57	\$4.96					\$124.19
Medium Commercial									
500 MCF/year (monthly bill)									
Large Commercial									
9000 MCF/year (monthly bill)									
Industrial									
> 9000 MCF/year (monthly bill)									

Notes: Please note that an additional 6% is added for sales tax to the total for small commercial customers.

Wally Gas Company

Wally Gas Company serves roughly 195 residential and six commercial customers in the townships of East Franklin and North Buffalo in Armstrong County, Western Pennsylvania. Wally Gas Company operates under Gas Tariff Pa. P.U.C. No. 1.

Utility: **Wally Gas Company**

Default Rate Schedule for Gas Service in the Commonwealth of Pennsylvania

Rates for Default Service

Rate Classification	Customer Charge	Commodity Charge	Distribution Charge	GCR Adjustment	Customer Choice Costs	Universal Service Charge	Education Charge	STAS	TOTAL
Residential									
2 MCF (monthly bill)	\$10.00	\$17.42		\$1.82					\$29.24
Residential Heating									
15 MCF (monthly bill)	\$10.00	\$130.68		\$13.65					\$154.33
Small Commercial									
150 MCF/year (monthly bill)	\$10.00	\$108.90		\$11.38					\$130.28
Medium Commercial									
500 MCF/year (monthly bill)	\$10.00	\$363.00		\$37.91					\$410.91
Large Commercial									
9000 MCF/year (monthly bill)									
Industrial									
> 9000 MCF/year (monthly bill)									

Pennsylvania Public Utility Commission
400 North Street
Harrisburg, PA 17105
www.puc.state.pa.us