



Pennsylvania Public Utility Commission
Rate Comparison Report
April 15, 2013

Prepared By:
The Bureau of Technical Utility Services



Pennsylvania Public Utility Commission
Rate Comparison Report
April 15, 2013

Prepared by:
The Bureau of Technical Utility Services

The Honorable Tom Corbett
Governor of Pennsylvania

The Honorable Jim Cawley
Lieutenant Governor of Pennsylvania

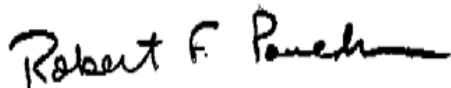
Members of the General Assembly,

I am pleased to submit for your review the Commission's Rate Comparison Report.

Act 201, signed into law on Nov. 30, 2004, added Section 308.1(b) to the Public Utility Code, 66 Pa. C.S. §308. Section 308.1(b) requires the Public Utility Commission (PUC) to file an annual Rate Comparison Report (Report) with the Governor and the General Assembly on April 15, every year. The Report compares all categories of ratepayers for all electric and gas public utilities so that a reasonably accurate comparison of rates can be made between similar ratepayers receiving services in different service areas of the Commonwealth.

The first section of the Report provides information on electric service. The second section provides information on natural gas service. Each section contains a comparison table of all companies followed by individual company information.

Sincerely,

A handwritten signature in black ink that reads "Robert F. Powelson". The signature is written in a cursive, flowing style.

Robert F. Powelson
Chairman

Table of Contents

Table of Contents	2
Introduction	4
Section 1: Electric Utilities	6
Electric Utilities Comparison	7
Electric Utilities Residential Monthly Bill Comparison	8
Citizens' Electric Co.	10
Duquesne Light Co.	11
Metropolitan Edison Co.	12
PECO Energy Co.	13
Pennsylvania Electric Co.	14
Pennsylvania Power Co.	15
Pike County Light & Power Co.	16
PPL Electric Utilities Corp.	17
UGI Utilities Inc. - Electric	18
Wellsboro Electric Co.	19
West Penn Power Co.	20
 Section 2: Gas Utilities	 21
Gas Utilities Comparison	22
Large Gas Utilities Residential Monthly Bill Comparison	25
Able Co. Ltd.	27
Andreassi Gas Co.	28
Chartiers Natural Gas Co. Inc.	29
Columbia Gas of Pennsylvania Inc.	30
Corsica Gas Co.	31
CRG Inc. (Clarion River Gas)	32
C.E. Dunmire Gas Co.	33
Equitable Gas Co.	34
Herman Oil & Gas Co. Inc.	35
Herman Riemer Gas Co.	36
Kaib & Kaib Gas Co.	37
Larkin Oil & Gas Co.	38

Mountain Energy Ltd.	39
National Fuel Gas Distribution Corp.	40
North East Heat & Light Co.	41
PECO Energy Co.	42
Peoples Natural Gas Co.	43
Peoples TWP LLC	44
Philadelphia Gas Works	45
Pike County Light & Power Co.	46
Pine-Roe Natural Gas Co. Inc.	47
SAR Gas Co.	48
Sigel Gas Co.	49
UGI Utilities Inc. - Gas Division	50
UGI Central Penn Gas Inc.	51
UGI Penn Natural Gas Inc.	52
Valley Energy Inc.	53
Walker Gas and Oil Co.	54
Wally Gas Co.	55

Introduction

To achieve an accurate comparison, the Commission established ratepayer categories and monthly usage parameters. These usage parameters include a demand component where applicable. The Commission also established that the rates used would be as of Jan. 31, 2013, and would be based on the default service price. All prices are for ratepayers not currently purchasing their gas or electric generation from competitive suppliers (non-shoppers) and reflect a monthly bill at the given usage parameters. The ratepayer classifications and usage assumptions are detailed below.

<u>Ratepayer Classification</u>	<u>Electric Usage</u>	<u>Gas Usage</u>
1. Residential	500 kWh	2 Mcf/month
2. Residential Heating	2,000 kWh	15 Mcf/month
3. Small Commercial	5 KW demand 1,000 kWh	150 Mcf/year
4. Medium Commercial	25 KW demand 10,000 kWh	500 Mcf/year
5. Large Commercial	500 KW demand 200,000 kWh	9,000 Mcf/year
6. Industrial	1,000 KW demand 400,000 kWh	>9,000 Mcf/year
7. Public Street Lighting (sodium vapor)	250 watts	N/A

kWh = Kilowatt hour, a standard measure of electricity usage calculated by multiplying total wattage by hours of use divided by 1,000, e.g. one 100-watt bulb will use 24 kWh in one month (30 days) if used eight hours a day [(100*240)/1,000 = 24 kWh].

KW = Kilowatt (1000 watts), used as a demand measure for larger users of electricity. Essentially, it is a measure of the electrical capacity required by the customer at any instantaneous moment.

Mcf = 1,000 cubic feet of gas, a standard measure of gas usage. It is the measure of the flow of cubic feet of gas through the meter.

Street lighting is determined as the cost of running one 250-watt sodium vapor light for a month.

The Commission issued a Secretarial Letter to every electric and gas utility seeking the rate information necessary to complete this report. The Commission is grateful for the timely response of the utility companies.

The following sections present the rate tables for each utility, so an accurate comparison between utilities can be made. Section 1 begins with a comparison table that includes all of the electric utilities. After the comparison table, Section 1 presents each of the electric utilities, in alphabetical order, with their individual rate tables and a brief description of the utility, the applicable tariff number, and any unique company-specific information that is relevant to the rate information provided. It also includes a summary of the use of competitive suppliers in each of the utility territories.

Section 2 contains the same information, in the same format, for the gas utilities. The only exception is the beginning comparison tables, which are divided between the 1307(f)¹ and Gas Cost Rate (GCR)² gas utilities. The comparison tables in the beginning of each section show the total charges for each rate classification between all of the electric and gas utilities. The individual company rate tables detail the separate pieces that make up the total charges for each rate classification. The tables for the 1307(f) companies include a summary of the use of competitive suppliers in each of those territories.

While the beginning tables of each section present the easiest measure of comparison for rates, the Commission encourages readers of this report to examine the full contents of Sections 1 and 2, to understand the components that make up the rate for any company and any unique situations that may affect the company's rates.

The Electric (and Natural Gas) Choice and Competition Acts, of 1997 and 1999 respectively, provided a framework that allowed for retail customers to have direct access to competitive suppliers of electricity and gas. The laws allow customers to purchase energy from competitive suppliers, while still having their electricity or gas delivered by their regulated distribution utility. For detailed information about competitive supplier offerings, visit www.PAPowerSwitch.com (electric) and www.PAGasSwitch.com.

¹ Gas utilities with more than \$40 million in revenues and subject to rate filings under Section 1307(f) of the Public Utility Code, 66 Pa. C.S. § 1307(f).

² Gas utilities with revenues less than \$40 million that file annual GCR adjustments.

Section 1: Electric Utilities

Abbreviations Used in the Tables

- kWh – Kilowatt Hours
- KW – Kilowatt
- CTC – Competitive Transition Charge, for companies still recovering stranded costs
- ITC – Intangible Transition Charge, for companies still recovering stranded costs
- STAS – State Tax Adjustment Surcharge

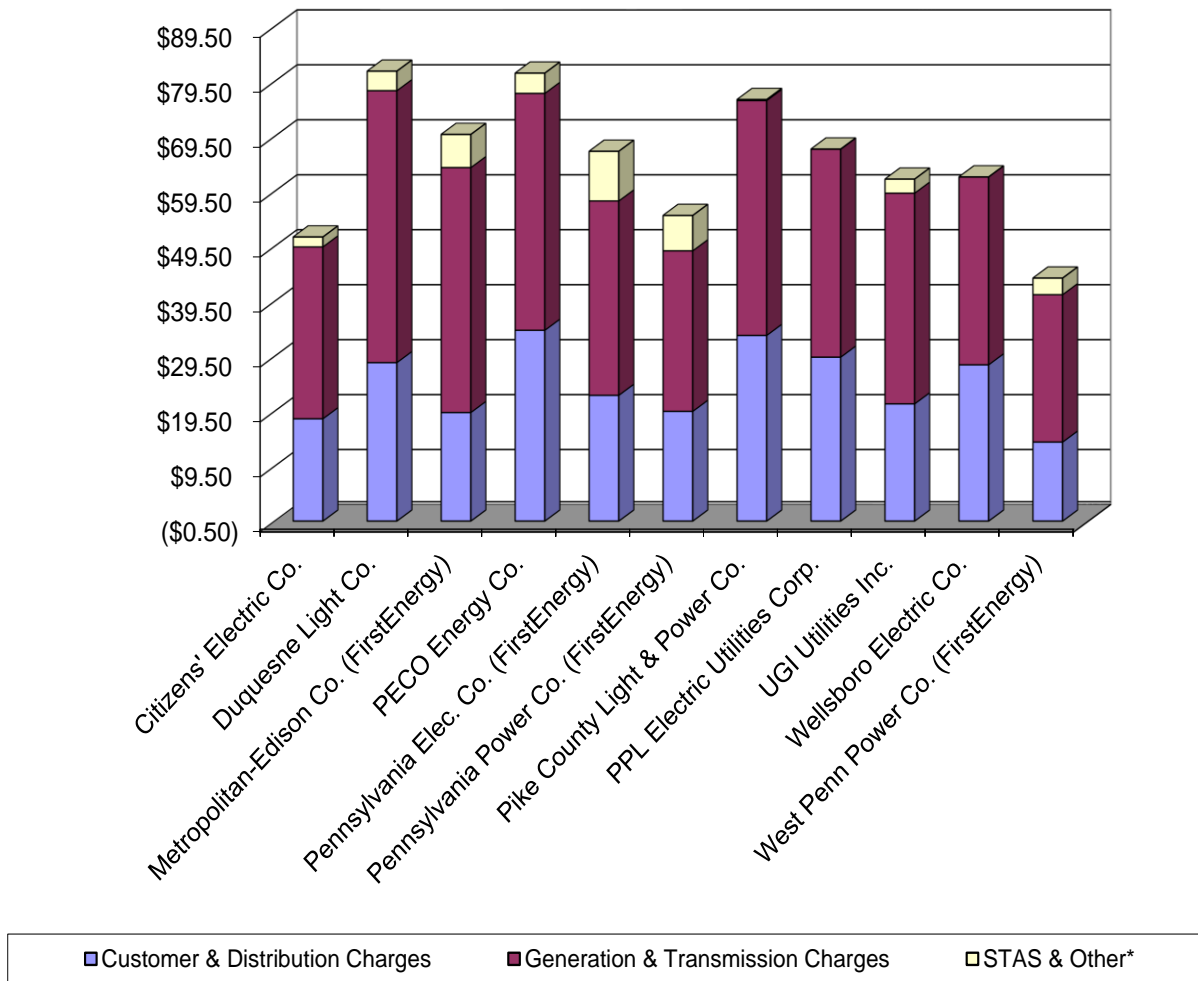
Electric Utilities Monthly Bill Comparison

Electric Utilities Comparison

Rate Classification	Utilities										
	Citizens' Electric Co.	Duquesne Light Co.	Metropolitan-Edison Co. (FirstEnergy)	PECO Energy Co.	Pennsylvania Elec. Co. (FirstEnergy)	Pennsylvania Power Co. (FirstEnergy)	Pike County Light & Power Co.	PPL Electric Utilities Corp.	UGI Utilities Inc.	Wellsboro Electric Co.	West Penn Power Co. (FirstEnergy)
Residential											
using 500 kWh	\$51.68	\$81.85	\$70.34	\$81.49	\$67.27	\$55.60	\$76.69	\$67.68	\$62.21	\$62.61	\$44.20
Residential Heating											
using 2000 kWh	\$182.77	\$269.05	\$246.03	\$265.78	\$243.94	\$178.91	\$280.57	\$210.60	\$217.55	\$208.11	\$161.90
Small Commercial (5KW Demand)											
using 1000 kWh	\$104.90	\$102.69	\$121.56	\$138.86	\$100.33	\$71.20	\$141.42	\$142.85	\$116.48	\$137.29	\$79.59
Medium Commercial (25KW Demand)											
using 10,000 kWh	\$846.49	\$805.19	\$1,094.18	\$1,066.02	\$908.41	\$580.67	\$1,309.65	\$1,200.98	\$1,025.91	\$1,027.65	\$734.80
Large Commercial (500KW Demand)											
using 200,000 kWh	\$16,211.26	\$15,627.91	\$13,049.77	\$18,612.01	\$15,498.76	\$10,750.39	\$23,398.89	\$20,293.33	\$16,792.29	\$20,020.98	\$11,528.64
Industrial (1000KW Demand)											
using 400,000 kWh	\$32,372.35	\$31,157.99	\$23,217.25	\$33,406.70	\$28,948.90	\$19,446.58	\$46,695.38	\$40,416.87	\$30,099.18	\$35,899.73	\$23,009.43
Public Street (Sodium Vapor Service) at 250 Watts											
		\$21.32	\$20.24	\$13.10	\$17.89	\$16.74	\$31.23	\$30.83	\$23.33	\$12.25	\$17.51

Electric Utilities Residential Monthly Bill Comparison

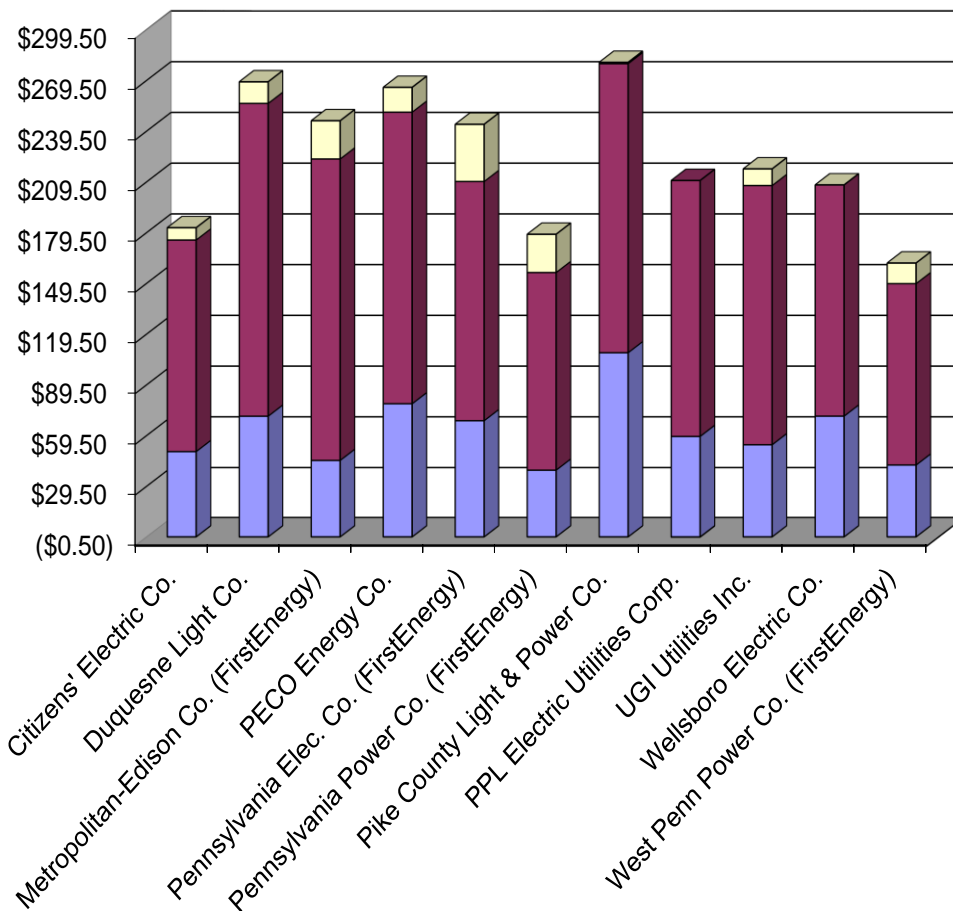
**Electric Utilities: Residential 500 kWh
Total Monthly Bill Calculation as of Jan. 31, 2013**



*Other charges may include any of the following: Universal Service Charges, Education Charges, Customer Assistance Program charges, Systems Benefits Charges, Default Service Support Rider, or Smart Meter/Energy Efficiency Charges related to Act 129 legislation. Please see a utility's individual chart for a breakdown of what charges can be found on its bill.

Electric Utilities Residential Monthly Bill Comparison

**Electric Utilities: Residential Heating 2,000 kWh
Total Monthly Bill Calculation as of Jan. 31, 2013**



■ Customer & Distribution Charges

■ Generation & Transmission Charges

■ STAS & Other*

* Other charges may include any of the following: Universal Service Charges, Education Charges, Customer Assistance Program charges, Systems Benefits Charges, Default Service Support Rider, or Smart Meter/Energy Efficiency Charges related to Act 129 legislation. Please see a utility's individual chart for a breakdown of what charges can be found on its bill.

Citizens' Electric Co.

Citizens' Electric Co. (Citizens'), a subsidiary of C&T Enterprises Inc., serves about 5,700 residential, 1,050 commercial and 40 industrial customers. Its service territory consists of Lewisburg Borough and the townships of East Buffalo, Buffalo and Kelly in Union County, as well as West Chillisquaque in Northumberland County. Citizens' operates under the terms of Electric Tariff Pa. P.U.C. No. 14. With a service area of 55 square miles, Citizens' is one of the smallest electric companies, both in area and in number of customers, included in this rate comparison. C&T Enterprises Inc. is a holding company owned by the Claverack and Tri-County Rural Electric Cooperatives for their for-profit enterprises. C&T also owns Valley Energy Inc. (gas) and Wellsboro Electric Co.

Utility: **Citizens' Electric Co.**

Default Rate Schedule for Electric Service in the Commonwealth of Pennsylvania

Rates for Default Service

Rate Classification	Customer Charge	Distribution Charges	Generation (Energy) Charges**	Transmission Charges	CTC (if applicable)	ITC (if applicable)	Universal Service	GRT***	STAS	TOTAL
Residential										
using 500 kWh	\$8.00	\$10.61	\$31.27					\$1.84	(\$0.04)	\$51.68
Residential Heating										
using 2000 kWh	\$8.00	\$42.44	\$125.09					\$7.38	(\$0.14)	\$182.77
Small Commercial (5KW Demand)										
using 1000 kWh	\$13.25	\$25.50	\$62.54					\$3.69	(\$0.08)	\$104.90
Medium Commercial (25KW Demand)										
using 10,000 kWh	\$13.25	\$171.55	\$625.43					\$36.90	(\$0.64)	\$846.49
Large Commercial (500KW Demand)										
using 200,000 kWh	\$50.22	\$2,926.60	\$12,508.60					\$738.00	(\$12.16)	\$16,211.26
Industrial (1000KW Demand)										
using 400,000 kWh	\$50.22	\$5,853.20	\$25,017.20					\$1,476.00	(\$24.27)	\$32,372.35
Public Street* (Sodium Vapor Service) at 250 Watts										

Notes: *Citizens does not tariff 250 watt lights, only 100 watt @ flat rate of \$10.54 per month and 400 watt @ 22.19 per month.
 **Transmission is bundled in generation rates
 ***GRT - Gross Receipt Tax - 1.0626990

Shopping Update: As of Jan. 31, 2013, no electric generation suppliers (EGSs) were making offers to Citizens' customers. As suppliers begin making offers Citizens' customers, shopping information, as well as the current price to compare, will be available at www.PAPowerSwitch.com.

Duquesne Light Co.

Duquesne Light Co. (Duquesne), a subsidiary of Duquesne Light Holdings, serves about 525,000 residential, 54,300 commercial and 1,150 industrial customers. Duquesne's service territory consists of parts of Allegheny, Beaver, and Westmoreland counties, in Western Pennsylvania. Duquesne operates under the terms of Electric Tariff Pa. P.U.C. No. 24.

Utility: **Duquesne Light Co.**

Default Rate Schedule for Electric Service in the Commonwealth of Pennsylvania

Rates for Default Service

Rate Classification	Customer Charge	Distribution Charges	Generation (Energy) Charges	Transmission Charges	Universal Service	Smart Meter Charge	EECDR*** Surcharge	Education Charges	STAS*	TOTAL
Residential using 500 kWh	\$7.00	\$21.83	\$39.30	\$10.17	\$1.94	\$0.22	\$1.15	\$0.28	(\$0.04)	\$81.85
Residential Heating using 2000 kWh	\$7.00	\$64.35	\$157.20	\$27.74	\$7.76	\$0.22	\$4.60	\$0.28	(\$0.10)	\$269.05
Small Commercial (5KW Demand) using 1000 kWh	\$30.00	\$11.16	\$45.83	\$14.57		\$0.22	\$1.00	(\$0.04)	(\$0.05)	\$102.69
Medium Commercial (25KW Demand) using 10,000 kWh	\$43.00	\$194.13	\$424.86	\$133.54		\$0.22	\$10.00	(\$0.27)	(\$0.29)	\$805.19
Large Commercial** (500KW Demand) using 200,000 kWh		\$3,984.00	\$8,965.60	\$1,910.00		\$0.22	\$774.00	(\$0.27)	(\$5.64)	\$15,627.91
Industrial** (1000KW Demand) using 400,000 kWh		\$7,749.00	\$17,931.20	\$3,820.00		\$0.22	\$1,669.00	(\$0.27)	(\$11.16)	\$31,157.99
Public Street (Sodium Vapor Service) at 250 Watts		\$14.29	\$6.42	\$0.63					(\$0.02)	\$21.32

Notes: *Effective Jan. 21, 2013, Rider 10, STAS (Part 1) is set at -0.1185% and applied to all distribution charges of customer bills; STAS (Part 2) is set at 0% and applied to all portions of customer bills.

**All Duquesne customers with a peak demand greater than 300 KW are enrolled in an hourly price plan for the generation component of their bill.

The generation rate used for this report was a calculated average based on historic hourly price service data throughout the past year.

***Act 129, Energy Efficiency and Conservation and Demand Response Surcharge.

Shopping Update: As of Jan. 31, 2013, 29 EGSs were making offers to Duquesne's customers. Furthermore, 260,599 customers (44.1 percent of customers; 75.6 percent of the load) were using a competitive supplier. Information, including Duquesne's price to compare and competitive offers, is available at www.PAPowerSwitch.com.

Metropolitan Edison Co.

Metropolitan Edison Co. (Met-Ed), a subsidiary of FirstEnergy Corp., serves about 487,000 residential, 64,900 commercial and 890 industrial customers. Met-Ed's service territory consists of parts of the Easton, Lebanon and Reading areas in Eastern Pennsylvania and the York Area in South Central Pennsylvania. The total service area is about 3,300 square miles. Met-Ed operates under the terms of Electric Tariff Pa. P.U.C. No. 51. FirstEnergy, headquartered in Akron, Ohio, is one of the country's largest investor-owned electric systems, serving approximately 6 million customers through its 10 electric utility operating companies in Pennsylvania, Ohio, Maryland, West Virginia and New Jersey. Other FirstEnergy electric utility operating companies in Pennsylvania are the Pennsylvania Electric Co., Pennsylvania Power Co., and West Penn Power Co.

Utility: **Metropolitan Edison Co.**

Default Rate Schedule for Electric Service in the Commonwealth of Pennsylvania

Rates for Default Service

Rate Classification	Customer Charge	Distribution Charges	Generation (Energy) Charges	CTC (if applicable)	DSSR*	Energy Efficiency	Smart Meter	Universal Service	Education Charges	STAS	TOTAL
Residential using 500 kWh	\$8.11	\$11.64	\$44.56	\$1.29	(\$1.65)	\$2.27	\$0.96	\$3.27	\$0.11	(\$0.22)	\$70.34
Residential Heating using 2000 kWh	\$11.00	\$34.22	\$178.22	\$5.16	(\$5.32)	\$9.06	\$0.96	\$13.08	\$0.42	(\$0.77)	\$246.03
Small Commercial (5KW Demand) using 1000 kWh	\$10.88	\$12.64	\$91.44	\$7.91	(\$3.93)	\$1.97	\$0.96		\$0.07	(\$0.38)	\$121.56
Medium Commercial (25KW Demand) using 10,000 kWh	\$21.52	\$100.50	\$914.40	\$79.10	(\$39.30)	\$19.70	\$0.96		\$0.70	(\$3.40)	\$1,094.18
Large Commercial (500KW Demand) using 200,000 kWh	\$60.98	\$1,215.00	\$10,462.32	\$1,582.00	(\$752.00)	\$507.00	\$1.05		\$14.00	(\$40.58)	\$13,049.77
Industrial (1000KW Demand) using 400,000 kWh	\$235.28	\$1,724.00	\$20,171.12	\$1,556.00	(\$1,412.00)	\$1,014.00	\$1.05			(\$72.20)	\$23,217.25
Public Street (Sodium Vapor Service) at 250 Watts	\$5.89		\$8.96	\$0.78	(\$0.24)	\$4.90			\$0.01	(\$0.06)	\$20.24

Notes: The Large Commercial and Industrial rates are billed generation based on hourly pricing. The generation cost per kWh used to calculate the generation portion was based on the calendar year 2012 average hourly rate.

*Default Service Support Rider

Shopping Update: As of Jan. 31, 2013, 22 EGSs were making offers to Met-Ed's customers. Furthermore, 158,405 customers (28.6 percent of customers; 59.1 percent of the load) were using a competitive supplier. Information, including Met-Ed's current price to compare and competitive offers, is available at www.PAPowerSwitch.com.

PECO Energy Co.

PECO Energy Co. (PECO), a subsidiary of the Exelon Corp. (Exelon), serves approximately 1.42 million residential, 148,600 small commercial and industrial, and 3,110 large commercial and industrial customers. PECO's service territory consists of parts of the following counties in Southeastern Pennsylvania: Philadelphia, Bucks, Delaware, Montgomery, Chester and York. PECO operates under the terms of Electric Tariff Pa. P.U.C. No. 4. PECO also provides gas service to approximately 490,000 customers in the Philadelphia area. Exelon, through its utility operating companies, is one of the nation's largest electric utilities. Exelon is headquartered in Chicago and provides service to about 6.6 million customers in Illinois, Maryland, and Pennsylvania.

Utility: **PECO Energy Co.**

Default Rate Schedule for Electric Service in the Commonwealth of Pennsylvania

Rates for Default Service

Rate Classification	Customer Charge	Distribution Charges	Generation (Energy) Charges	Transmission Charges	Smart Metering	AEPS**	NDCA/TARC***	Universal Service	Education Charges	STAS	Energy Efficiency	TOTAL
Residential												
using 500 kWh	\$7.11	\$27.60	\$38.30	\$4.80	\$1.55	\$0.35	(\$0.55)	\$0.65	\$0.06	(\$0.08)	\$1.70	\$81.49
Residential Heating												
using 2000 kWh	\$7.11	\$71.60	\$153.20	\$19.20	\$6.20	\$1.40	(\$2.20)	\$2.60	\$0.06	(\$0.19)	\$6.80	\$265.78
Small Commercial (5KW Demand)												
using 1000 kWh	\$10.86	\$29.70	\$77.00	\$16.05	\$2.27	\$1.10	(\$0.80)		\$0.07	(\$0.09)	\$2.70	\$138.86
Medium Commercial (25KW Demand)												
using 10,000 kWh	\$10.86	\$173.00	\$770.00	\$80.25	\$2.27	\$11.00	(\$8.00)		\$0.07	(\$0.43)	\$27.00	\$1,066.02
Large Commercial (500KW Demand)												
using 200,000 kWh	\$295.28	\$2,155.00	\$14,340.00	\$1,030.00	\$2.65	\$420.00	(\$80.00)		\$0.02	(\$5.94)	\$455.00	\$18,612.01
Industrial* (1000KW Demand)												
using 400,000 kWh	\$295.28	\$4,310.00	\$23,920.00	\$2,060.00	\$2.65	\$2,080.00	(\$160.00)		\$0.02	(\$11.25)	\$910.00	\$33,406.70
Public Street (Sodium Vapor Service) at 250 Watts												
	\$7.11	\$0.43	\$5.14	\$0.13		\$0.09	(\$0.24)			(\$0.02)	\$0.46	\$13.10

Notes: *For the Industrial class, GSA 4 Hourly Pricing Option for Rate HT was used for calculation.

**Alternative Energy Portfolio Standards

***Nuclear Decommissioning Cost Adjustment/Tax Accounting Repair Credit

Shopping Update: As of Jan. 31, 2013, 46 EGSs were making offers to PECO's customers. Furthermore, 518,059 customers (33 percent of customers; 61 percent of the load) were using a competitive supplier. Information, including PECO's price to compare and competitive offers, is available at www.PAPowerSwitch.com.

Pennsylvania Electric Co.

Pennsylvania Electric Co. (Penelec), a subsidiary of the FirstEnergy Corp., serves approximately 501,000 residential, 83,400 commercial and 880 industrial customers. Penelec's service territory consists of 17,600 square miles spanning more than 30 counties throughout mostly rural areas of Northern and Central Pennsylvania. Penelec operates under the terms of Electric Tariff Pa. P.U.C. No. 80. FirstEnergy, headquartered in Akron, Ohio, is one of the country's largest investor-owned electric systems, serving approximately 6 million customers through its 10 electric utility operating companies in Pennsylvania, Ohio, Maryland, West Virginia and New Jersey. Other FirstEnergy electric utility operating companies in Pennsylvania are the Metropolitan Edison Co., Pennsylvania Power Co., and West Penn Power Co.

Utility: **Pennsylvania Electric Co.**

Default Rate Schedule for Electric Service in the Commonwealth of Pennsylvania

Rates for Default Service

Rate Classification	Customer Charge	Distribution Charges	Generation (Energy) Charges	CTC (if applicable)	DSSR*	Energy Efficiency	Smart Meter	Universal Service	Education Charges	STAS	TOTAL
Residential using 500 kWh	\$7.98	\$14.90	\$35.36	\$1.95	\$0.25	\$2.21	\$0.95	\$3.82	\$0.11	(\$0.26)	\$67.27
Residential Heating using 2000 kWh	\$11.24	\$57.45	\$141.42	\$7.78	\$1.54	\$8.84	\$0.95	\$15.26	\$0.42	(\$0.96)	\$243.94
Small Commercial (5KW Demand) using 1000 kWh	\$7.73	\$16.29	\$68.82	\$6.15	(\$0.86)	\$1.57	\$0.97		\$0.05	(\$0.39)	\$100.33
Medium Commercial (25KW Demand) using 10,000 kWh	\$14.95	\$138.75	\$688.20	\$61.50	(\$8.60)	\$15.70	\$0.97		\$0.50	(\$3.56)	\$908.41
Large Commercial (500KW Demand) using 200,000 kWh	\$41.29	\$2,426.20	\$11,578.00	\$1,230.00	(\$164.00)	\$437.00	\$0.95		\$10.00	(\$60.68)	\$15,498.76
Industrial (1000KW Demand) using 400,000 kWh	\$292.49	\$2,086.80	\$24,580.00	\$1,532.00	(\$304.00)	\$874.00	\$0.95			(\$113.34)	\$28,948.90
Public Street (Sodium Vapor Service) at 250 Watts	\$8.21		\$7.57	\$0.68	(\$0.03)	\$1.52			\$0.01	(\$0.07)	\$17.89

Notes: The Large Commercial and Industrial rates are billed generation based on hourly pricing. The generation cost per kWh used to calculate the generation portion was based on the calendar year 2012 average hourly rate.
*Default Service Support Rider

Shopping Update: As of Jan. 31, 2013, 16 EGSs were making offers to Penelec's customers. Furthermore, 189,837 customers (32.2 percent of customers; 65.8 percent of the load) were using a competitive supplier. Information, including Penelec's current price to compare and competitive offers, is available at www.PAPowerSwitch.com.

Pennsylvania Power Co.

Pennsylvania Power Co. (Penn Power), a subsidiary of FirstEnergy Corp., serves approximately 140,000 residential, 19,900 commercial and 150 industrial customers.

Penn Power's service territory consists of 1,100 square miles in parts of the following Western Pennsylvania counties: Allegheny, Beaver, Butler, Crawford, Lawrence, Mercer and Venango. Penn Power operates under the terms of Electric Tariff Pa. P.U.C. No.

35. FirstEnergy, headquartered in Akron, Ohio, is one of the country's largest investor-owned electric systems, serving approximately 6 million customers through its 10 electric utility operating companies in Pennsylvania, Ohio, Maryland, West Virginia and New Jersey. Other FirstEnergy electric utility operating companies in Pennsylvania are the Metropolitan Edison Co., Pennsylvania Electric Co., and West Penn Power Co.

Utility: **Pennsylvania Power Co.**

Default Rate Schedule for Electric Service in the Commonwealth of Pennsylvania

Rates for Default Service

Rate Classification	Customer Charge	Distribution Charges	Generation (Energy) Charges	DSSR*	Energy Efficiency	Smart Meter	Universal Service	Education Charges	STAS	TOTAL
Residential using 500 kWh	\$8.89	\$11.07	\$29.21	\$0.61	\$1.38	\$0.91	\$3.04	\$0.04	\$0.45	\$55.60
Residential Heating using 2000 kWh	\$8.86	\$30.60	\$116.84	\$2.44	\$5.52	\$0.91	\$12.16	\$0.14	\$1.44	\$178.91
Small Commercial (5KW Demand) using 1000 kWh	\$14.44	\$8.71	\$44.99	\$0.21	\$1.26	\$1.01		\$0.01	\$0.57	\$71.20
Medium Commercial (25KW Demand) using 10,000 kWh	\$14.44	\$95.85	\$449.90	\$2.10	\$12.60	\$1.01		\$0.10	\$4.67	\$580.67
Large Commercial (500KW Demand) using 200,000 kWh		\$1,385.00	\$8,998.00	\$26.00	\$252.00	\$1.01		\$2.00	\$86.38	\$10,750.39
Industrial (1000KW Demand) using 400,000 kWh		\$1,670.00	\$16,744.00	(\$4.62)	\$880.00	\$0.95			\$156.25	\$19,446.58
Public Street (Sodium Vapor Service) at 250 Watts		\$9.15	\$4.41	\$0.01	\$3.04				\$0.13	\$16.74

Notes: The Industrial rates are billed generation based on hourly pricing. The generation cost per kWh used to calculate the generation portion was calendar year 2012 average hourly rate.

*Default Service Support Rider

Shopping Update: As of Jan. 31, 2013, six EGSs were making offers to Penn Power's customers. Furthermore, 49,596 customers (30.8 percent of customers; 61.4 percent of the load) were using a competitive supplier. Information, including Penn Power's current price and competitive offers, is available at www.PAPowerSwitch.com.

Pike County Light & Power Co.

Pike County Light & Power Co. (Pike), a subsidiary of Orange & Rockland Utilities Inc. (O&R), serves about 3,670 residential and 990 commercial customers. Pike's service territory includes Westfall, Milford and Dingman (northern section) townships, and Matamoras and Milford boroughs in Pike County, Northeastern Pennsylvania. Pike operates under the terms of Electric Tariff Pa. P.U.C. No. 8. Pike also provides natural gas service in Pennsylvania in Westfall Township and Matamoras Borough, Pike County. O&R, through subsidiaries Pike County Light & Power and Rockland Electric Co., provides service to roughly 300,000 electric and 130,000 natural gas customers. Based in Pearl River, New York, O&R's service area covers 1,350 square miles in Southeastern New York, Northern New Jersey and Northeastern Pennsylvania.

Utility: **Pike County Light & Power Co.**

Default Rate Schedule for Electric Service in the Commonwealth of Pennsylvania

Rates for Default Service

Rate Classification	Customer Charge	Distribution Charges*	Generation (Energy) Charges***	Transmission Charges	CTC (if applicable)	ITC (if applicable)	Universal Service	SBC**	STAS	TOTAL
Residential										
using 500 kWh	\$6.25	\$27.53	\$42.73					\$0.23	(\$0.05)	\$76.69
Residential Heating										
using 2000 kWh	\$6.25	\$102.64	\$170.91					\$0.93	(\$0.16)	\$280.57
Small Commercial (5KW Demand)										
using 1000 kWh	\$10.00	\$46.35	\$85.15						(\$0.08)	\$141.42
Medium Commercial (25KW Demand)										
using 10,000 kWh	\$10.00	\$448.80	\$851.46						(\$0.61)	\$1,309.65
Large Commercial (500KW Demand)										
using 200,000 kWh	\$105.00	\$6,474.34	\$16,827.00						(\$7.45)	\$23,398.89
Industrial (1000KW Demand)										
using 400,000 kWh	\$105.00	\$12,951.09	\$33,654.00						(\$14.71)	\$46,695.38
Public Street (Sodium Vapor Service) at 250 Watts		\$20.98	\$10.29						(\$0.04)	\$31.23

Notes: *Distribution Charges includes transmission charges. The demand components are included where applicable.

**System Benefits Charges

***Pike's default generation rate is a spot rate that is set monthly, based on a forecast of market prices and a reconciliation of prior-period costs. The rate used for this report was the one in effect on January 31, 2013. Pike customers also have the option of participating in a fixed price retail aggregation plan provided by Direct Energy.

Shopping Update: As of Jan. 31, 2013, three EGSs were making offers to Pike's customers. Furthermore, 2,808 customers (64 percent of customers; 60 percent of the load) were using a competitive supplier. Information, including Pike's price to compare and competitive offers, is available at www.PAPowerSwitch.com.

PPL Electric Utilities Corp.

PPL Electric Utilities Corp. (PPL), a subsidiary of the PPL Corp., serves approximately 1.22 million residential, 172,300 commercial and 4,380 industrial customers. PPL's service territory consists of parts of the following counties in Eastern Pennsylvania: Berks, Bucks, Carbon, Chester, Clinton, Columbia, Cumberland, Dauphin, Juniata, Lackawanna, Lancaster, Lebanon, Lehigh, Luzerne, Lycoming, Monroe, Montgomery, Montour, Northampton, Northumberland, Perry, Pike, Schuylkill, Snyder, Susquehanna, Union, Wyoming, Wayne and York. PPL operates under the terms of Electric Tariff Pa. P.U.C. No. 201. PPL Corp., headquartered in Allentown, Lehigh County, delivers energy to more than 10 million customers in Kentucky, Pennsylvania, and the United Kingdom. On Dec. 28, 2012, the Commission approved a \$71.1 million base rate increase for PPL.

Utility: **PPL Electric Utilities Corp.**

Default Rate Schedule for Electric Service in the Commonwealth of Pennsylvania

Rates for Default Service

Rate Classification	Customer Charge	Distribution Charges*	Generation (Energy) Charges	Transmission Charges	CTC (if applicable)	Act 129 Charges	Smart Meter	Education Charges	STAS	TOTAL
Residential										
using 500 kWh	\$14.09	\$15.73	\$34.39	\$3.44				\$0.08	(\$0.05)	\$67.68
Residential Heating										
using 2000 kWh	\$18.06	\$41.33	\$137.56	\$13.74				\$0.08	(\$0.17)	\$210.60
Small Commercial (5KW Demand)										
using 1000 kWh	\$16.00	\$21.18	\$89.41	\$12.94		\$3.34	\$0.02	\$0.08	(\$0.12)	\$142.85
Medium Commercial (25KW Demand)										
using 10,000 kWh	\$40.00	\$104.80	\$894.10	\$129.40		\$33.40	\$0.20	\$0.08	(\$1.00)	\$1,200.98
Large Commercial** (500KW Demand)										
using 200,000 kWh	\$169.80	\$1,063.50	\$17,882.00	\$926.50		\$268.50	\$0.04	\$0.08	(\$17.09)	\$20,293.33
Industrial** (1000KW Demand)										
using 400,000 kWh	\$169.80	\$2,127.00	\$35,764.00	\$1,853.00		\$537.00	\$0.04	\$0.08	(\$34.05)	\$40,416.87
Public Street (Sodium Vapor Service) at 250 Watts		\$18.79	\$10.13	\$1.47		\$0.38		\$0.08	(\$0.02)	\$30.83

Notes: *USR, EE&C, and Smart Meter charges are included in the distribution prices for Residential rates.

**Default service for 500KW Large Commercial and 1000KW Industrial customers is Real Time Pricing (RTP). Generation charges are average of Imp for 2012 including adders, line-loss, and GRT.

Shopping Update: As of Jan. 31, 2013, 44 EGSs were making offers to PPL's customers. Furthermore, 618,116 customers (44 percent of customers; 71.4 percent of the load) were using a competitive supplier. Information, including PPL's current price to compare and competitive offers, is available at www.PAPowerSwitch.com.

UGI Utilities Inc. - Electric

UGI Utilities Inc. (UGI), a subsidiary of UGI Corp., serves approximately 54,500 residential, 7,300 commercial and 150 industrial customers. UGI's service territory consists of parts of Luzerne and Wyoming counties in Northeastern Pennsylvania. UGI operates under the terms of Electric Tariff Pa. P.U.C. No. 5. UGI also provides natural gas service in Pennsylvania. UGI Corp., with principal offices in King of Prussia, Montgomery County, provides electric, gas, propane gas, and energy supply through its subsidiaries UGI Utilities Inc., AmeriGas Inc. and UGI Enterprises Inc.

Utility: **UGI Utilities Inc. - Electric Division**

Default Rate Schedule for Electric Service in the Commonwealth of Pennsylvania

Rates for Default Service

Rate Classification	Customer Charge	Distribution Charges	Generation (Energy) Charges	Transmission Charges	CTC (if applicable)	EE&C Charges**	Universal Service	Education Charges	STAS	TOTAL
Residential										
using 500 kWh	\$5.50	\$15.83	\$36.48	\$1.85		\$1.13	\$0.66	\$0.07	\$0.69	\$62.21
Residential Heating										
using 2000 kWh	\$5.50	\$48.96	\$145.86	\$7.40		\$4.52	\$2.62	\$0.28	\$2.41	\$217.55
Small Commercial (5KW Demand)										
using 1000 kWh	\$6.75	\$40.35	\$61.23	\$3.11		\$3.62		\$0.13	\$1.29	\$116.48
Medium Commercial (25KW Demand)										
using 10,000 kWh		\$345.10	\$612.30	\$20.95		\$36.20			\$11.36	\$1,025.91
Large Commercial (500KW Demand)										
using 200,000 kWh		\$3,569.30	\$12,246.00	\$389.00		\$402.00			\$185.99	\$16,792.29
Industrial* (1000KW Demand)										
using 400,000 kWh		\$6,971.80	\$21,212.00	\$778.00		\$804.00			\$333.38	\$30,099.18
Public Street (Sodium Vapor Service) at 250 Watts										
	\$8.45	\$5.61	\$8.51			\$0.50			\$0.26	\$23.33

Notes: *Customers with demand > 500 kW are billed on an hourly basis for actual costs incurred. The generation charges shown above were calculated using the average rate billed for these customers during calendar year 2012. The distribution and transmission charges use tariff rates.
 **Energy Efficiency & Conservation

Shopping Update: As of Jan. 31, 2013, no EGSs were making offers to UGI's residential customers. However, as of Feb. 6, 2013, 1.4 percent of customers (21.8 percent of the load) in UGI's service territory chose an EGS. As suppliers make offers to residential UGI's customers, information, including UGI's price to compare, will be available at www.PAPowerSwitch.com.

Wellsboro Electric Co.

Wellsboro Electric Co. (Wellsboro), a subsidiary of C&T Enterprises Inc., serves approximately 5,000 residential, 1,140 commercial and 14 industrial customers.

Wellsboro's service territory consists of about 178 square miles in the Borough of Wellsboro, and the townships of Charleston, Delmar and Middlebury in Tioga County in North Central Pennsylvania. Wellsboro operates under the terms of Electric Tariff Pa. P.U.C. No. 8. C&T Enterprises Inc. is a holding company owned by the Claverack and Tri-County rural electric cooperatives for for-profit enterprises. C&T also owns Valley Energy Inc. (gas), and Citizens' Electric Co.

Utility: **Wellsboro Electric Co.**

Default Rate Schedule for Electric Service in the Commonwealth of Pennsylvania

Rates for Default Service

Rate Classification	Customer Charge	Distribution Charges	Generation (Energy) Charges	Demand Charges	CTC (if applicable)	ITC (if applicable)	Universal Service	Education Charges	STAS	TOTAL
Residential										
using 500 kWh	\$9.75	\$18.68	\$34.17						\$0.01	\$62.61
Residential Heating										
using 2000 kWh	\$9.75	\$61.65	\$136.69						\$0.02	\$208.11
Small Commercial (5KW Demand)										
using 1000 kWh	\$10.00	\$58.94	\$68.34						\$0.01	\$137.29
Medium Commercial (25KW Demand)										
using 10,000 kWh	\$28.00	\$191.11	\$683.44	\$125.00					\$0.10	\$1,027.65
Large Commercial (500KW Demand)										
using 200,000 kWh	\$28.00	\$3,822.20	\$13,668.80	\$2,500.00					\$1.98	\$20,020.98
Industrial (1000KW Demand)										
using 400,000 kWh	\$42.90	\$1,975.68	\$27,337.60	\$6,540.00					\$3.55	\$35,899.73
Public Street (Sodium Vapor Service) at 250 Watts		\$7.60	\$4.65							\$12.25

Notes: Public Street (Sodium Vapor) is at 150 watts.

Shopping Update: As of Jan. 31, 2013, no EGSs were making offers to Wellsboro's customers. As suppliers begin making offers to Wellsboro's customers, shopping information, as well as the current price to compare, will be available at www.PAPowerSwitch.com.

West Penn Power Co.

West Penn Power Co (West Penn), a subsidiary of FirstEnergy Corp., serves approximately 621,000 residential, 83,400 commercial and 13,520 industrial customers. West Penn's service territory consists of portions of 24 counties throughout Southwestern and Central Pennsylvania. West Penn operates under the terms of Electric Tariff Pa. P.U.C. No. 39. FirstEnergy, headquartered in Akron, Ohio, is one of the country's largest investor-owned electric systems, serving approximately 6 million customers through its 10 electric utility operating companies in Pennsylvania, Ohio, Maryland, West Virginia and New Jersey. Other FirstEnergy electric utility operating companies in Pennsylvania are the Metropolitan Edison Co., Pennsylvania Electric Co., and Pennsylvania Power Co.

Utility: **West Penn Power Co.**

Default Rate Schedule for Electric Service in the Commonwealth of Pennsylvania

Rates for Default Service

Rate Classification	Customer Charge	Distribution Charges	Generation (Energy) Charges	Transmission Charges	Energy Cost Adj.	First Energy Merger Credit	Smart Meter	Energy Efficiency	Education Charges	STAS	TOTAL
Residential											
using 500 kWh	\$5.00	\$9.37	\$24.66	\$2.16	\$0.97	(\$0.49)	\$1.38	\$0.89	\$0.47	(\$0.21)	\$44.20
Residential Heating											
using 2000 kWh	\$5.00	\$37.48	\$98.64	\$8.62	\$3.88	(\$0.49)	\$5.52	\$3.54	\$0.47	(\$0.76)	\$161.90
Small Commercial (5KW Demand)											
using 1000 kWh		\$19.63	\$48.05	\$5.63	\$2.57		\$2.43	\$1.21	\$0.45	(\$0.38)	\$79.59
Medium Commercial (25KW Demand)											
using 10,000 kWh		\$160.79	\$480.50	\$56.30	\$25.70		\$2.43	\$12.10	\$0.45	(\$3.47)	\$734.80
Large Commercial (500KW Demand)											
using 200,000 kWh		\$1,769.60	\$8,856.00	\$345.00	\$460.00		\$2.03	\$150.00	\$0.45	(\$54.44)	\$11,528.64
Industrial (1000KW Demand)											
using 400,000 kWh		\$3,493.60	\$17,712.00	\$690.00	\$920.00		\$2.03	\$300.00	\$0.45	(\$108.65)	\$23,009.43
Public Street (Sodium Vapor Service) at 250 Watts											
		\$12.36	\$4.08	\$0.48	\$0.22				\$0.45	(\$0.08)	\$17.51

Notes: Large Commercial and Industrial power factor assumed to be 85%. Large Commercial and Industrial use Rate 30 (small) Generation and ECA rates as a proxy since such customers are billed via spot market. PLC Demand assumed equal to kW Demand. Sodium Vapor Overhead Service (cobra head) is per Rate Schedule 57 at 200W

Shopping Update: As of Jan. 31, 2013, 12 EGSs were making offers to West Penn's customers. Furthermore, 201,780 customers (27.5 percent of customers; 58.9 percent of the load) were using a competitive supplier. Information, including West Penn's price to compare and competitive offers, is available at www.PAPowerSwitch.com.

Section 2: Gas Utilities

Abbreviations Used in the Tables

- Mcf – One Thousand Cubic Feet, a standard gas measure
- TCC – Transition Cost Charge, for companies still recovering stranded costs
- CCC – Customer Choice Costs, for companies still recovering stranded costs
- GCR – Gas Cost Rate
- STAS – State Tax Adjustment Surcharge
- USC – Universal Service Charge

Gas Utilities Monthly Bill Comparison

Large Gas Utilities Comparison - 1307(f) Companies*

Rate Classification	Utilities									
	Columbia Gas of PA Inc.	Equitable Gas Co.	National Fuel Gas Dist. Co.	PECO Energy Co.	Peoples Natural Gas Co.	Peoples TWP LLC	Philadelphia Gas Works	UGI Utilities Inc. - Gas	UGI Central Penn Gas Inc.	UGI Penn Natural Gas Inc.
Residential										
2 Mcf (monthly bill)	\$30.82	\$32.51	\$30.21	\$30.58	\$29.49	\$32.77	\$41.20	\$27.45	\$36.90	\$31.20
Residential Heating										
15 Mcf (monthly bill)	\$145.68	\$157.73	\$138.45	\$153.12	\$140.23	\$162.92	\$231.01	\$144.11	\$180.34	\$147.07
Small Commercial										
150 Mcf/year (monthly bill)	\$116.22	\$126.51	\$122.38	\$146.86	\$104.87	\$145.81	\$178.66	\$133.67	\$131.47	\$122.59
Medium Commercial										
500 Mcf/year (monthly bill)	\$340.40	\$392.46	\$343.29	\$423.03	\$329.83	\$452.68	\$553.52	\$417.49	\$366.00	\$333.11
Large Commercial										
9000 Mcf/year (monthly bill)	\$5,386.15	\$6,787.50	\$5,477.50	\$6,504.64	\$5,312.28	\$6,385.65	\$9,657.30		\$6,061.59	\$5,445.73
Industrial										
> 9000 Mcf/year (monthly bill)	\$6,314.17	\$6,787.50	\$5,328.99	\$7,094.58	\$4,816.88	\$13,900.99	\$10,015.93			

* 1307(f) companies are those companies whose annual revenues are greater than \$40 million.

Gas Utilities Monthly Bill Comparison

Small Gas Utilities Comparison - GCR Companies*

Rate Classification	Utilities									
	Able Co. Ltd.	Andreassi Gas Co.	Chartiers Natural Gas Co. Inc.	Corsica Gas Co.	CRG Inc.	C E Dunmire Gas Co.	Herman Oil & Gas Co. Inc.	Herman Riemer Gas Co.	Kaib & Kaib Gas Co.	Larkin Oil & Gas Co.
Residential										
2 Mcf (monthly bill)	\$45.00	\$33.86	\$33.29	\$28.00	\$22.54	\$25.00	\$14.91	\$14.08	\$16.50	\$13.02
Residential Heating										
15 Mcf (monthly bill)	\$45.00	\$156.40	\$171.69	\$145.00	\$94.40	\$129.00	\$111.80	\$52.31	\$88.00	\$69.44
Small Commercial										
150 Mcf/year (monthly bill)	\$150.00	\$132.15	\$154.62		\$90.57	\$143.00		\$44.96	\$74.25	
Medium Commercial										
500 Mcf/year (monthly bill)		\$400.25	\$480.40		\$275.11	\$434.67		\$130.73	\$234.67	
Large Commercial										
9000 Mcf/year (monthly bill)			\$8,392.23		\$4,756.73	\$7,518.00		\$2,229.20		
Industrial										
> 9000 Mcf/year (monthly bill)					\$4,757.26					

*Gas companies with annual revenues less than \$40 million that file annual Gas Cost Rate (GCR) adjustments.

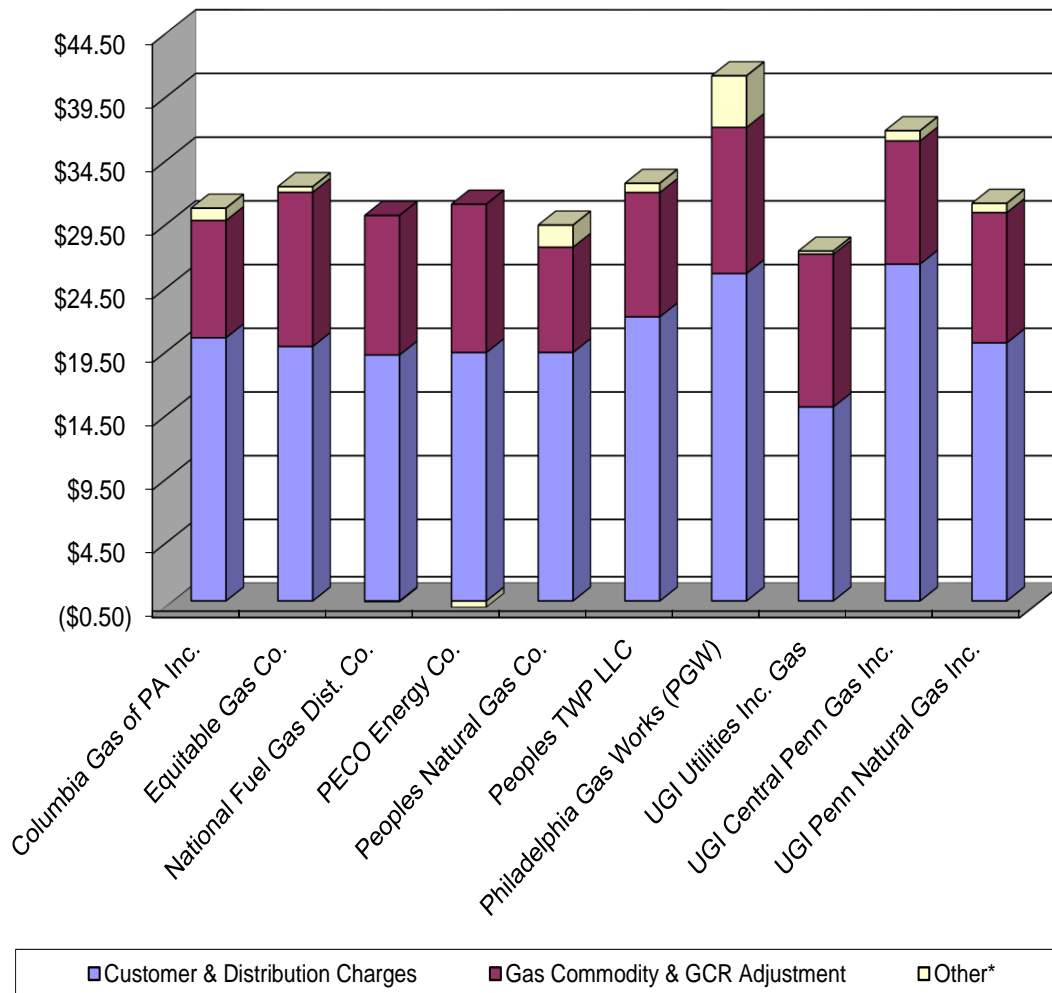
Gas Utilities Monthly Bill Comparison

Small Gas Utilities Comparison - GCR Companies

Rate Classification	Utilities								
	Mountain Energy Ltd.	North East Heat & Light Co.	Pike County Light & Power Co.	Pine-Roe Natural Gas Co. Inc.	SAR Gas Co.	Sigel Gas Co.	Valley Energy Inc.	Walker Gas & Oil Co.	Wally Gas Co.
Residential									
2 Mcf (monthly bill)	\$19.00	\$25.37	\$22.84	\$9.21	\$24.00	\$22.48	\$24.39	\$25.01	\$29.30
Residential Heating									
15 Mcf (monthly bill)	\$97.00	\$128.35	\$132.30	\$70.87	\$173.50	\$119.86	\$114.56	\$122.56	\$154.74
Small Commercial									
150 Mcf/year (monthly bill)		\$121.34	\$120.61		\$144.75	\$101.13	\$97.83	\$104.50	\$130.62
Medium Commercial									
500 Mcf/year (monthly bill)		\$375.12	\$363.58			\$319.61	\$284.09	\$322.66	\$412.05
Large Commercial									
9000 Mcf/year (monthly bill)		\$6,634.25	\$5,628.51			\$5,625.53	\$4,807.40	\$5,620.85	
Industrial									
> 9000 Mcf/year (monthly bill)		\$6,729.00	\$5,628.51			\$5,625.53	\$4,380.12	\$5,621.47	

Large Gas Utilities Residential Monthly Bill Comparison

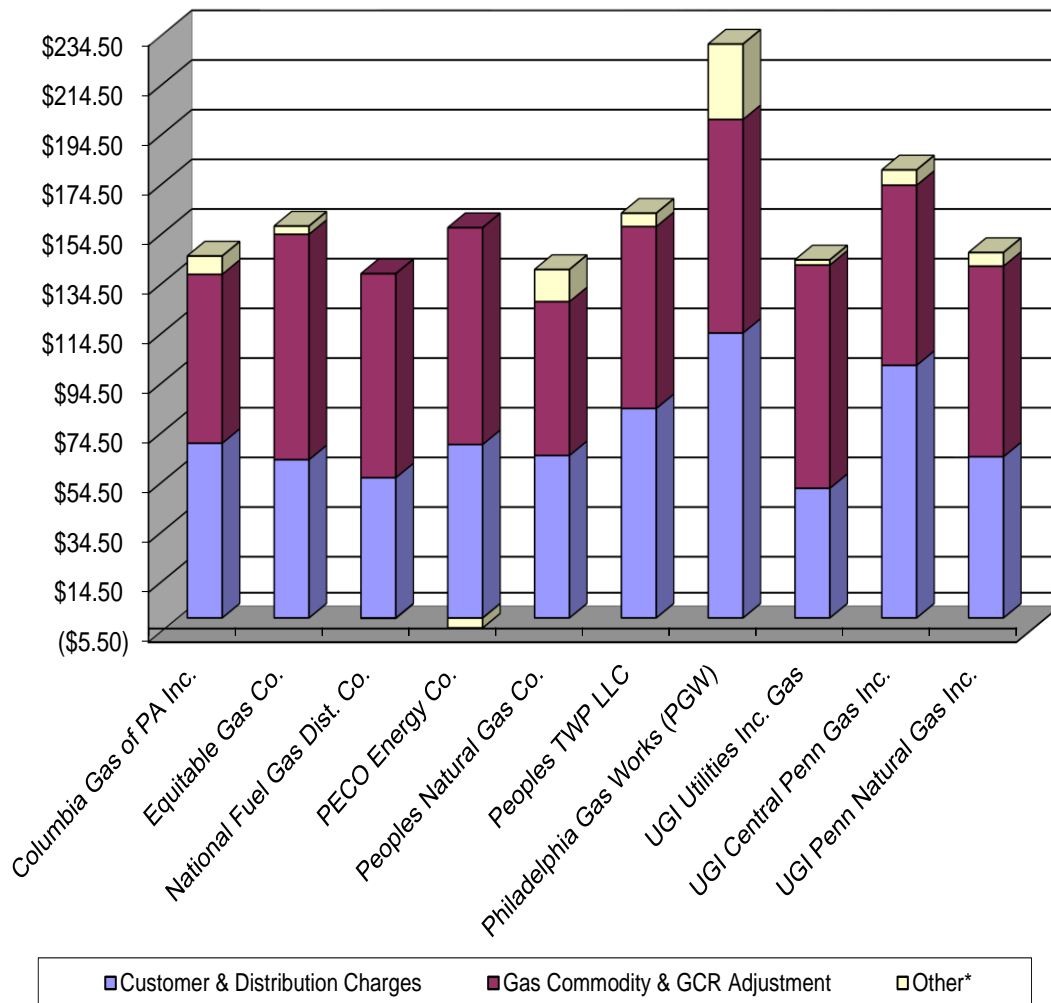
**Large Gas Utilities (Revenue > \$40 Million): Residential 2 Mcf
Total Monthly Bill Calculation as of Jan. 31, 2013**



*Other charges may include any of the following: STAS, Universal Service Charge, Capacity Charge, Education Charge, Gas Procurement Charge, or Merchant Function Charge. Please see a utility's individual chart for a breakdown of what charges can be found on its bill.

Large Gas Utilities Residential Monthly Bill Comparison

**Large Gas Utilities (Revenue > \$40 Million): Residential Heating 15 Mcf
Total Monthly Bill Calculation as of Jan. 31, 2013**



* Other charges may include any of the following: STAS, Universal Service Charge, Capacity Charge, Education Charge, Gas Procurement Charge, or Merchant Function Charge. Please see a utility's individual chart for a breakdown of what charges can be found on its bill.

Able Company Ltd.

Able Company Ltd. (Able) provides natural gas service to approximately 10 customers in Kittanning and Wayne townships in Armstrong County; Upper Burrell and Hempfield townships in Westmoreland County; and Armstrong Township in Indiana County. Able operates under Gas Tariff Pa. P.U.C. No. 1. Able provides a flat rate for all thousand cubic feet (Mcf) of gas consumed for both residential and commercial customers. Residential rates are gauged according to the square footage of a building and consist of the following categories: mobile home; detached garage with gas heater; and house and swimming pool with heater.

For the purpose of this report, the residential rate was calculated using a house consisting of between 1,300 and 1,500 square feet, and a commercial building consisting of between 2,000 to 3,000 feet.

Utility: **Able Company Ltd.**

Default Rate Schedule for Gas Service in the Commonwealth of Pennsylvania

Rates for Default Service

Rate Classification	Customer Charge	Commodity Charge	Distribution Charge	GCR Adjustment	Customer Choice Costs	Universal Service Charge	Education Charge	STAS	TOTAL
Residential									
2 Mcf (monthly bill)	\$45.00								\$45.00
Residential Heating									
15 Mcf (monthly bill)	\$45.00								\$45.00
Small Commercial									
150 Mcf/year (monthly bill)	\$150.00								\$150.00
Medium Commercial									
500 Mcf/year (monthly bill)									
Large Commercial									
9000 Mcf/year (monthly bill)									
Industrial									
> 9000 Mcf/year (monthly bill)									

Notes: Able charges flat monthly rates based on the square footage of the customers' buildings.

Andreassi Gas Co.

Andreassi Gas Co. (Andreassi) provides natural gas service to the public in portions of Armstrong and Butler counties. The company currently provides service to approximately 350 residential customers and 20 commercial customers. Andreassi operates under Gas Tariff Pa. P.U.C. No. 2.

Utility: Andreassi Gas Co.

Default Rate Schedule for Gas Service in the Commonwealth of Pennsylvania

Rates for Default Service

Rate Classification	Customer Charge	Commodity Charge	Distribution Charge	GCR Adjustment	Customer Choice Costs	Universal Service Charge	Education Charge	STAS	TOTAL
Residential									
2 Mcf (monthly bill)	\$15.00	\$17.60		\$1.26					\$33.86
Residential Heating									
15 Mcf (monthly bill)	\$15.00	\$131.99		\$9.41					\$156.40
Small Commercial									
150 Mcf/year (monthly bill)	\$15.00	\$109.30		\$7.85					\$132.15
Medium Commercial									
500 Mcf/year (monthly bill)	\$15.00	\$359.10		\$26.15					\$400.25
Large Commercial									
9000 Mcf/year (monthly bill)									
Industrial									
> 9000 Mcf/year (monthly bill)									

Chartiers Natural Gas Co. Inc.

Chartiers Natural Gas Co. Inc. (Chartiers) provides natural gas service to the public in Munntown, Nottingham and North Strabane townships, and in various isolated lease areas in Washington and Allegheny counties. Chartiers provides natural gas to approximately 260 residential customers and 10 commercial customers throughout the designated service territory. Chartiers operates under Gas Tariff Pa. P.U.C. No. 1.

Utility: Chartiers Natural Gas Co. Inc.

Default Rate Schedule for Gas Service in the Commonwealth of Pennsylvania

Rates for Default Service

Rate Classification	Customer Charge	Commodity Charge	Distribution Charge	GCR Adjustment	Customer Choice Costs	Universal Service Charge	Education Charge	STAS	TOTAL
Residential									
2 Mcf (monthly bill)	\$12.00	\$20.89		\$0.40					\$33.29
Residential Heating									
15 Mcf (monthly bill)	\$12.00	\$156.69		\$3.00					\$171.69
Small Commercial									
150 Mcf/year (monthly bill)	\$15.00	\$137.12		\$2.50					\$154.62
Medium Commercial									
500 Mcf/year (monthly bill)	\$15.00	\$457.07		\$8.33					\$480.40
Large Commercial									
9000 Mcf/year (monthly bill)	\$15.00	\$8,227.30		\$149.93					\$8,392.23
Industrial									
> 9000 Mcf/year (monthly bill)									

Columbia Gas of PA Inc.

Columbia Gas of PA Inc. (Columbia) provides gas service to the public in the following counties: Adams, Allegheny, Armstrong, Beaver, Bedford, Butler, Centre, Clarion, Crawford, Elk, Fayette, Franklin, Fulton, Green, Indiana, Jefferson, Lawrence, McKean, Mercer, Somerset, Venango, Warren, Washington, Westmoreland and York. Columbia provides service to about 378,000 residential customers, 37,100 commercial customers, and 280 industrial customers. Columbia operates under Gas Tariff Pa. P.U.C. No. 9 and is a subsidiary of NiSource Inc., which is based in Merrillville, Ind., and is the second-largest U.S. natural gas distributor with about 4 million customers.

Utility: Columbia Gas of Pennsylvania Inc.

Default Rate Schedule for Gas Service in the Commonwealth of Pennsylvania

Rates for Default Service

Rate Classification	Customer Charge	Commodity Charge	Distribution Charge	GCR Adjustment	Customer Choice Costs	Universal Service Charge	Education Charge	STAS	TOTAL
Residential									
2 Mcf (monthly bill)	\$18.73	\$9.17	\$1.92	\$0.04		\$1.00		(\$0.04)	\$30.82
Residential Heating									
15 Mcf (monthly bill)	\$18.73	\$67.72	\$51.58	\$0.28		\$7.50		(\$0.13)	\$145.68
Small Commercial									
150 Mcf/year (monthly bill)	\$20.18	\$56.43	\$39.48	\$0.24				(\$0.11)	\$116.22
Medium Commercial									
500 Mcf/year (monthly bill)	\$20.18	\$188.11	\$131.58	\$0.79				(\$0.26)	\$340.40
Large Commercial									
9000 Mcf/year (monthly bill)	\$125.12	\$3,157.23	\$2,092.50	\$14.22				(\$2.92)	\$5,386.15
Industrial									
> 9000 Mcf/year (monthly bill)	\$469.34	\$3,508.03	\$2,325.00	\$15.80				(\$4.00)	\$6,314.17

Notes: Industrial > 9,000 Mcf/year was calculated using 10,000 Mcf/year.

Shopping Update: As of Feb. 28, 2013, 14 natural gas suppliers (NGSs) were making offers to Columbia's customers. Furthermore, 115,410 customers (27.6 percent of customers; 60 percent of load) were using a competitive supplier. Information, including Columbia's price to compare and competitive offers, is available at www.PAGasSwitch.com.

Corsica Gas Co.

Corsica Gas Co. (Corsica) serves about 27 residential customers in portions of Union and Elder townships in Jefferson County, Western Pennsylvania. Corsica operates under Gas Tariff Pa. P.U.C. No. 1.

Utility: **Corsica Gas Co.**

Default Rate Schedule for Gas Service in the Commonwealth of Pennsylvania

Rates for Default Service

Rate Classification	Customer Charge	Commodity Charge	Distribution Charge	GCR Adjustment	Customer Choice Costs	Universal Service Charge	Education Charge	STAS	TOTAL
Residential									
2 Mcf (monthly bill)	\$10.00	\$18.00							\$28.00
Residential Heating									
15 Mcf (monthly bill)	\$10.00	\$135.00							\$145.00
Small Commercial									
150 Mcf/year (monthly bill)									
Medium Commercial									
500 Mcf/year (monthly bill)									
Large Commercial									
9000 Mcf/year (monthly bill)									
Industrial									
> 9000 Mcf/year (monthly bill)									

CRG Inc. (Clarion River Gas)

CRG Inc. (CRG), owned by Orwell Natural Gas Co., provides natural gas service to the public in Farmington, Highland and Millcreek townships, Clarion County; Millstone, Elk County; Barnett and Jenks, Forest County; and Barnett, Eldred and Heath in Jefferson County. CRG serves about 300 residential and 20 commercial customers. CRG operates under Gas Tariff Pa. P.U.C. No. 1. Orwell Natural Gas Co., based in Mentor, Ohio, owns the Pennsylvania gas utilities of CRG and Walker.

Utility: **CRG Inc. (Clarion River Gas)**

Default Rate Schedule for Gas Service in the Commonwealth of Pennsylvania

Rates for Default Service

Rate Classification	Customer Charge	Commodity Charge	Distribution Charge	GCR Adjustment	Customer Choice Costs	Universal Service Charge	Education Charge	STAS	TOTAL
Residential									
2 Mcf (monthly bill)	\$11.48	\$10.90		\$0.16					\$22.54
Residential Heating									
15 Mcf (monthly bill)	\$11.48	\$81.74		\$1.18					\$94.40
Small Commercial									
150 Mcf/year (monthly bill)	\$11.48	\$78.11		\$0.98					\$90.57
Medium Commercial									
500 Mcf/year (monthly bill)	\$11.48	\$260.35		\$3.28					\$275.11
Large Commercial									
9000 Mcf/year (monthly bill)	\$11.48	\$4,686.30		\$58.95					\$4,756.73
Industrial									
> 9000 Mcf/year (monthly bill)	\$11.48	\$4,686.82		\$58.96					\$4,757.26

C.E. Dunmire Gas Co.

C.E. Dunmire Gas Co. (Dunmire) furnishes gas service to roughly 50 residential customers and five commercial customers in portions of North Buffalo, East Franklin and Washington townships in Armstrong County. Dunmire operates under Gas Tariff Pa. P.U.C. No. 1.

Utility: **C.E. Dunmire Gas Co.**

Default Rate Schedule for Gas Service in the Commonwealth of Pennsylvania

Rates for Default Service

Rate Classification	Customer Charge	Commodity Charge	Distribution Charge	GCR Adjustment	Customer Choice Costs	Universal Service Charge	Education Charge	STAS	TOTAL
Residential									
2 Mcf (monthly bill)	\$9.00	\$16.00							\$25.00
Residential Heating									
15 Mcf (monthly bill)	\$9.00	\$120.00							\$129.00
Small Commercial									
150 Mcf/year (monthly bill)	\$18.00	\$125.00							\$143.00
Medium Commercial									
500 Mcf/year (monthly bill)	\$18.00	\$416.67							\$434.67
Large Commercial									
9000 Mcf/year (monthly bill)	\$18.00	\$7,500.00							\$7,518.00
Industrial									
> 9000 Mcf/year (monthly bill)									

Equitable Gas Co.

Equitable Gas Co. (Equitable) is a division of Equitable Resources Inc., a gas supplier to customers in Pennsylvania, Kentucky and West Virginia. In Pennsylvania, Equitable provides gas service to the City of Pittsburgh, and various boroughs and townships in Allegheny, Armstrong, Butler, Clarion, Fayette, Greene, Indiana, Jefferson, Washington and Westmoreland counties. Equitable operates under Gas Tariff Pa. P.U.C. No. 22. Equitable's tariff lists two divisions -- Equitable and Apollo -- although the same rates are applied to both divisions. Equitable has approximately 227,000 residential customers, 14,100 commercial customers and 40 industrial customers.

Utility: **Equitable Gas Co.**

Default Rate Schedule for Gas Service in the Commonwealth of Pennsylvania

Rates for Default Service

Rate Classification	Customer Charge	Commodity Charge	Distribution Charge	GCR Adjustment	Transition Surcharge	Universal Service Charge	Education Charge	STAS	TOTAL
Residential									
2 Mcf (monthly bill)	\$13.25	\$10.72	\$6.72	\$1.38		\$0.44			\$32.51
Residential Heating									
15 Mcf (monthly bill)	\$13.25	\$80.40	\$50.43	\$10.35		\$3.30			\$157.73
Small Commercial									
150 Mcf/year (monthly bill)	\$17.00	\$67.00	\$33.89	\$8.63					\$126.51
Medium Commercial									
500 Mcf/year (monthly bill)	\$28.00	\$222.98	\$112.78	\$28.70					\$392.46
Large Commercial									
9000 Mcf/year (monthly bill)	\$300.00	\$4,020.00	\$1,950.00	\$517.50					\$6,787.50
Industrial*									
> 9000 Mcf/year (monthly bill)	\$300.00	\$4,020.00	\$1,950.00	\$517.50					\$6,787.50

Notes: *Industrial customers with annual throughput in excess of 25,000 Mcf pay a monthly customer charge of \$1,600.

Shopping Update: As of Feb. 28, 2013, one NGS was making offers to Equitable's customers. Furthermore, 18,307 customers (7 percent of customers; 58 percent of load) were using a competitive supplier. Information, including Equitable's price to compare and competitive offers, is available at www.PAGasSwitch.com.

Herman Oil & Gas Co. Inc.

Herman Oil and Gas Co. Inc. (Herman) provides for the distribution of gas to customers in a portion of Summit, Clearfield and Winfield townships in Butler County. Herman serves roughly 380 residential customers and operates under Gas Tariff Pa. P.U.C. No. 4.

Utility: **Herman Oil & Gas Co. Inc.**

Default Rate Schedule for Gas Service in the Commonwealth of Pennsylvania

Rates for Default Service

Rate Classification	Customer Charge	Commodity Charge	Distribution Charge	GCR Adjustment	Customer Choice Costs	Universal Service Charge	Education Charge	STAS	TOTAL
Residential									
2 Mcf (monthly bill)		\$12.58		\$2.32					\$14.91
Residential Heating									
15 Mcf (monthly bill)		\$94.39		\$17.41					\$111.80
Small Commercial									
150 Mcf/year (monthly bill)									
Medium Commercial									
500 Mcf/year (monthly bill)									
Large Commercial									
9000 Mcf/year (monthly bill)									
Industrial									
> 9000 Mcf/year (monthly bill)									

Herman Riemer Gas Co.

Herman Riemer Gas Co. (Riemer Gas) provides natural gas service in Buffalo, Clinton and Jefferson townships, Butler County. Riemer Gas provides service to approximately 590 residential customers and 55 commercial customers. Riemer Gas operates under Gas Tariff Pa. P.U.C. No. 2.

Utility: **Herman Riemer Gas Co.**

Default Rate Schedule for Gas Service in the Commonwealth of Pennsylvania

Rates for Default Service

Rate Classification	Customer Charge	Commodity Charge	Distribution Charge	GCR Adjustment	Customer Choice Costs	Universal Service Charge	Education Charge	STAS	TOTAL
Residential									
2 Mcf (monthly bill)	\$8.20	\$5.66		\$0.22					\$14.08
Residential Heating									
15 Mcf (monthly bill)	\$8.20	\$42.44		\$1.67					\$52.31
Small Commercial									
150 Mcf/year (monthly bill)	\$8.20	\$35.37		\$1.39					\$44.96
Medium Commercial									
500 Mcf/year (monthly bill)	\$8.20	\$117.90		\$4.63					\$130.73
Large Commercial									
9000 Mcf/year (monthly bill)	\$23.75	\$2,122.20		\$83.25					\$2,229.20
Industrial									
> 9000 Mcf/year (monthly bill)									

Notes: An additional 6% for sales tax is added to the total for commercial customers.

Kaib & Kaib Gas Co.

Kaib & Kaib Gas Co. (Kaib & Kaib) provides natural gas service to the public in the Borough of Hazen and the Township of Warsaw in Jefferson County. Kaib & Kaib provides gas service to 44 residential customers and two commercial customers. Kaib & Kaib operates under Gas Tariff Pa. P.U.C. No. 1.

Utility: **Kaib & Kaib Gas Co.**

Default Rate Schedule for Gas Service in the Commonwealth of Pennsylvania

Rates for Default Service

Rate Classification	Customer Charge	Commodity Charge	Distribution Charge	GCR Adjustment	Customer Choice Costs	Universal Service Charge	Education Charge	STAS	TOTAL
Residential									
2 Mcf (monthly bill)	\$5.50	\$11.00							\$16.50
Residential Heating									
15 Mcf (monthly bill)	\$5.50	\$82.50							\$88.00
Small Commercial									
150 Mcf/year (monthly bill)	\$5.50	\$68.75							\$74.25
Medium Commercial									
500 Mcf/year (monthly bill)	\$5.50	\$229.17							\$234.67
Large Commercial									
9000 Mcf/year (monthly bill)									
Industrial									
> 9000 Mcf/year (monthly bill)									

Notes: All customers pay \$5.50 per Mcf plus a \$5.50 monthly service charge.

Larkin Oil & Gas Co.

Larkin Oil and Gas Co. (Larkin) provides natural gas service in Perry Township, Clarion County, and Madison Township, Armstrong County. Larkin's customer base consists of 25 residential customers. Larkin operates under Gas Tariff Pa. P.U.C. No. 2.

Utility: **Larkin Oil & Gas Co.**

Default Rate Schedule for Gas Service in the Commonwealth of Pennsylvania

Rates for Default Service

Rate Classification	Customer Charge	Commodity Charge	Distribution Charge	GCR Adjustment	Customer Choice Costs	Universal Service Charge	Education Charge	STAS	TOTAL
Residential									
2 Mcf (monthly bill)	\$4.34	\$8.68							\$13.02
Residential Heating									
15 Mcf (monthly bill)	\$4.34	\$65.10							\$69.44
Small Commercial									
150 Mcf/year (monthly bill)									
Medium Commercial									
500 Mcf/year (monthly bill)									
Large Commercial									
9000 Mcf/year (monthly bill)									
Industrial									
> 9000 Mcf/year (monthly bill)									

Mountain Energy Ltd.

Mountain Energy Ltd. (Mountain) provides gas service to roughly 80 residential customers in the townships of Richhill, Aleppo, Springhill, Jackson, Freeport and Center in Greene County. Mountain Energy operates under Gas Tariff Pa. P.U.C. No. 1. Mountain is currently in the process of abandoning service because it can no longer provide adequate service to its natural gas customers. As part of the abandonment process Mountain is helping to fund the conversion of its customers to alternative sources of energy.

Utility: Mountain Energy Ltd.

Default Rate Schedule for Gas Service in the Commonwealth of Pennsylvania

Rates for Default Service

Rate Classification	Customer Charge	Commodity Charge	Distribution Charge	GCR Adjustment	Customer Choice Costs	Universal Service Charge	Education Charge	STAS	TOTAL
Residential									
2 Mcf (monthly bill)	\$7.00	\$12.00							\$19.00
Residential Heating									
15 Mcf (monthly bill)	\$7.00	\$90.00							\$97.00
Small Commercial									
150 Mcf/year (monthly bill)									
Medium Commercial									
500 Mcf/year (monthly bill)									
Large Commercial									
9000 Mcf/year (monthly bill)									
Industrial									
> 9000 Mcf/year (monthly bill)									

National Fuel Gas Distribution Corp.

National Fuel Gas Distribution Corp. (NFG) furnishes natural gas service to the public in portions of Armstrong, Butler, Cameron, Clarion, Clearfield, Crawford, Elk, Erie, Forest, Jefferson, McKean, Mercer, Potter, Venango and Warren counties. NFG currently serves about 197,000 residential customers, 15,500 commercial customers and 600 industrial customers. NFG operates under Gas Tariff Pa. P.U.C. No.9.

Utility: National Fuel Gas Distribution Corp.

Default Rate Schedule for Gas Service in the Commonwealth of Pennsylvania

Rates for Default Service

Rate Classification	Customer Charge	Commodity Charge	Distribution Charge	GCR Adjustment	Customer Choice Costs	Universal Service Charge	Education Charge	STAS	TOTAL
Residential									
2 Mcf (monthly bill)	\$12.00	\$12.49	\$7.30	(\$1.54)		\$0.02		(\$0.06)	\$30.21
Residential Heating									
15 Mcf (monthly bill)	\$12.00	\$93.69	\$44.42	(\$11.55)		\$0.15		(\$0.26)	\$138.45
Small Commercial									
150 Mcf/year (monthly bill)	\$19.89	\$76.55	\$35.61	(\$9.44)				(\$0.23)	\$122.38
Medium Commercial									
500 Mcf/year (monthly bill)	\$27.53	\$255.18	\$92.69	(\$31.46)				(\$0.65)	\$343.29
Large Commercial									
9000 Mcf/year (monthly bill)	\$121.01	\$4,592.93	\$1,340.24	(\$566.25)				(\$10.43)	\$5,477.50
Industrial									
> 9000 Mcf/year (monthly bill)	\$201.91	\$4,592.93	\$1,110.54	(\$566.25)				(\$10.14)	\$5,328.99

Notes: Commodity Charge and GCR Adjustment includes the Merchant Function Charge (MFC) Rider.

Shopping Update: As of Feb. 28, 2013, four NGSs were making offers to NFG's customers. Furthermore, 25,018 customers (11.7 percent of customers; 53.9 percent of load) were using a competitive supplier. Information, including NFG's price to compare and competitive offers, is available at www.PAGasSwitch.com.

North East Heat & Light Co.

North East Heat & Light Co. (North East) provides natural gas service in North East, Erie County. North East provides natural gas to approximately 2,640 residential customers, 295 commercial customers and 13 industrial customers. North East operates under Gas Tariff Pa. P.U.C. No. 12.

Utility: **North East Heat & Light Co.**

Default Rate Schedule for Gas Service in the Commonwealth of Pennsylvania

Rates for Default Service

Rate Classification	Customer Charge	Commodity Charge	Distribution Charge	GCR Adjustment	Customer Choice Costs	Universal Service Charge	Education Charge	STAS	TOTAL
Residential									
2 Mcf (monthly bill)	\$8.50	\$13.23	\$2.96	\$0.68					\$25.37
Residential Heating									
15 Mcf (monthly bill)	\$8.50	\$92.55	\$22.17	\$5.13					\$128.35
Small Commercial									
150 Mcf/year (monthly bill)	\$22.00	\$77.13	\$17.94	\$4.28					\$121.34
Medium Commercial									
500 Mcf/year (monthly bill)	\$44.00	\$257.08	\$59.79	\$14.25					\$375.12
Large Commercial									
9000 Mcf/year (monthly bill)	\$44.00	\$5,257.50	\$1,076.25	\$256.50					\$6,634.25
Industrial									
> 9000 Mcf/year (monthly bill)	\$117.00	\$5,257.50	\$1,098.00	\$256.50					\$6,729.00

PECO Energy Co.

PECO Energy Co. (PECO), a subsidiary of the Exelon Corporation (Exelon), serves approximately 451,000 residential, 41,800 small commercial and industrial, and 450 large commercial and industrial customers. PECO's service territory consists of parts of Bucks, Chester, Delaware and Montgomery counties in Southeastern Pennsylvania. PECO operates under the terms of Gas Tariff Pa. P.U.C. No. 2. PECO also provides electric service to more than 1.5 million customers in the Philadelphia area. Exelon is headquartered in Chicago and provides energy service to approximately 6.6 million customers in Illinois, Maryland, and Pennsylvania.

Utility: **PECO Energy Co.**

Default Rate Schedule for Gas Service in the Commonwealth of Pennsylvania

Rates for Default Service

Rate Classification	Customer Charge	Commodity Charge	Distribution Charge	GCR Adjustment	TARC*	Universal Service Charge	Education Charge	STAS	TOTAL
Residential									
2 Mcf (monthly bill)	\$11.75	\$11.64	\$7.74		(\$0.27)	(\$0.22)		(\$0.06)	\$30.58
Residential Heating									
15 Mcf (monthly bill)	\$11.75	\$87.29	\$58.05		(\$1.99)	(\$1.67)		(\$0.31)	\$153.12
Small Commercial									
150 Mcf/year (monthly bill)	\$28.55	\$72.74	\$47.23		(\$1.37)			(\$0.29)	\$146.86
Medium Commercial									
500 Mcf/year (monthly bill)	\$28.55	\$242.48	\$157.43		(\$4.58)			(\$0.85)	\$423.03
Large Commercial									
9000 Mcf/year (monthly bill)	\$28.55	\$4,364.55	\$2,206.93		(\$82.35)			(\$13.04)	\$6,504.64
Industrial									
> 9000 Mcf/year (monthly bill)	\$260.00	\$4,364.55	\$2,656.01		(\$171.76)			(\$14.22)	\$7,094.58

Notes: *Tax Accounting Repair Credit

Shopping Update: As of Feb. 28, 2013, 14 NGSs were making offers to PECO's customers. Furthermore, 51,997 customers (10.5 percent of customers; 39 percent of load) were using a competitive supplier. Information, including PECO's price to compare and competitive offers, is available at www.PAGasSwitch.com.

Peoples Natural Gas Co.

Peoples Natural Gas Co. (Peoples), formerly Dominion Peoples, serves approximately 330,000 residential, 27,700 commercial and 180 industrial customers. Peoples' service territory consists of parts of the following counties in Southwestern Pennsylvania: Allegheny, Armstrong, Beaver, Blair, Butler, Cambria, Clarion, Fayette, Greene, Indiana, Lawrence, Mercer, Somerset, Venango, Washington and Westmoreland. Peoples operates under Gas Tariff Pa. P.U.C. No. 45.

Utility: **Peoples Natural Gas Co.**

Default Rate Schedule for Gas Service in the Commonwealth of Pennsylvania

Rates for Default Service

Rate Classification	Customer Charge	Commodity Charge	Distribution Charge	GCR Adjustment	Capacity Charge	Universal Service Charge	MFC* Charge	GPC** Charge	Rager Credit	STAS	TOTAL
Residential											
2 Mcf (monthly bill)	\$12.45	\$8.87	\$7.05	(\$0.61)	\$0.99	\$0.53	\$0.33	\$0.18	(\$0.28)	(\$0.02)	\$29.49
Residential Heating											
15 Mcf (monthly bill)	\$12.45	\$66.50	\$52.92	(\$4.57)	\$7.40	\$3.96	\$2.46	\$1.35	(\$2.11)	(\$0.12)	\$140.23
Small Commercial											
150 Mcf/year (monthly bill)	\$13.76	\$55.41	\$33.71	(\$3.81)	\$5.99		\$0.44	\$1.13	(\$1.69)	(\$0.07)	\$104.87
Medium Commercial											
500 Mcf/year (monthly bill)	\$25.88	\$184.86	\$112.47	(\$12.71)	\$19.98		\$1.48	\$3.75	(\$5.63)	(\$0.25)	\$329.83
Large Commercial											
9000 Mcf/year (monthly bill)	\$45.59	\$3,324.75	\$1,819.05	(\$228.68)	\$369.90		\$26.70	\$67.50	(\$108.38)	(\$4.16)	\$5,312.28
Industrial											
> 9000 Mcf/year (monthly bill)	\$45.59	\$3,324.75	\$1,319.48	(\$228.68)	\$369.90		\$26.70	\$67.50	(\$105.30)	(\$3.06)	\$4,816.88

Notes: *Merchant Function Charge
 **Gas Procurement Charge

Shopping Update: As of Feb. 28, 2013, five NGSs were making offers to People's customers. Furthermore, 89,018 customers (25 percent of customers; 58 percent of load) were using a competitive supplier. Information, including People's price to compare and competitive offers, is available at www.PAGasSwitch.com.

Peoples TWP LLC

Peoples TWP LLC (Peoples TWP), formerly T.W. Phillips Gas & Oil Co., is based in Butler and serves approximately 56,000 residential, 4,300 commercial and 17 industrial customers. Peoples TWP's service territory consists of parts of Allegheny, Armstrong, Butler, Clarion, Clearfield, Indiana, Jefferson and Westmoreland counties in Western Pennsylvania. Peoples TWP operates under Gas Tariff Pa. P.U.C. No. 7.

Utility: **Peoples TWP LLC**

Default Rate Schedule for Gas Service in the Commonwealth of Pennsylvania

Rates for Default Service

Rate Classification	Customer Charge	Commodity Charge	Distribution Charge	GCR Adjustment	Merchant Function Charge	Universal Service Charge	Education Charge	STAS	TOTAL
Residential									
2 Mcf (monthly bill)	\$12.75	\$10.06	\$9.54	(\$0.30)	\$0.19	\$0.56		(\$0.03)	\$32.77
Residential Heating									
15 Mcf (monthly bill)	\$12.75	\$75.46	\$71.55	(\$2.22)	\$1.39	\$4.23		(\$0.26)	\$162.92
Small Commercial									
150 Mcf/year (monthly bill)	\$28.00	\$64.81	\$54.15	(\$1.21)	\$0.27			(\$0.22)	\$145.81
Medium Commercial									
500 Mcf/year (monthly bill)	\$60.00	\$216.03	\$180.50	(\$4.05)	\$0.91			(\$0.72)	\$452.68
Large Commercial									
9000 Mcf/year (monthly bill)	\$450.00	\$3,359.85	\$2,560.58	\$28.20				(\$12.98)	\$6,385.65
Industrial*									
> 9000 Mcf/year (monthly bill)	\$710.00	\$7,466.71	\$5,690.45	\$62.67				(\$28.83)	\$13,900.99

Notes: *Peoples TWP used consumption of 20,001 Mcf for the Industrial Customer class, as this is minimum usage needed to be considered an industrial customer.

Shopping Update: As of Feb. 28, 2013, no NGSs were making offers to Peoples TWP's residential customers. However, 65 commercial and industrial customers (1.5 percent of all commercial and industrial customers) were using a competitive supplier. Information, including Peoples TWP's price to compare and competitive offers, is available at www.PAGasSwitch.com.

Philadelphia Gas Works

Philadelphia Gas Works (PGW) serves approximately 480,000 residential, 25,800 commercial and 2,350 industrial customers within the City of Philadelphia. PGW is the largest municipally owned gas utility in the nation, maintaining a distribution system consisting of 6,000 miles of gas mains. PGW operates under Gas Tariff Pa. P.U.C. No. 2.

Utility: Philadelphia Gas Works

Default Rate Schedule for Gas Service in the Commonwealth of Pennsylvania

Rates for Default Service

Rate Classification	Customer Charge	Commodity Charge	Distribution Charge	GCR Adjustment	Customer Choice Costs	Universal Service Charge	Education Charge	STAS	TOTAL
Residential									
2 Mcf (monthly bill)	\$12.00	\$11.42	\$13.69	\$0.05		\$4.05			\$41.20
Residential Heating									
15 Mcf (monthly bill)	\$12.00	\$85.63	\$102.68	\$0.35		\$30.35			\$231.01
Small Commercial									
150 Mcf/year (monthly bill)	\$18.00	\$71.36	\$63.71	\$0.30		\$25.29			\$178.66
Medium Commercial									
500 Mcf/year (monthly bill)	\$18.00	\$237.86	\$212.38	\$0.98		\$84.30			\$553.52
Large Commercial									
9000 Mcf/year (monthly bill)	\$18.00	\$4,281.53	\$3,822.75	\$17.70		\$1,517.33			\$9,657.30
Industrial									
> 9000 Mcf/year (monthly bill)	\$50.00	\$4,281.53	\$4,149.38	\$17.70		\$1,517.33			\$10,015.93

Notes: The Industrial bill assumes (9,000/12) Mcf.
The Default Service is assumed to be firm, sales service.

Pike County Light & Power Co.

Pike County Light & Power Co. (Pike), a subsidiary of Orange & Rockland Utilities Inc. (O&R), serves approximately 1,100 residential customers and 90 commercial customers. Pike's service territory consists of Westfall Township and Matamoras Borough, in Pike County, Northeastern Pennsylvania. Pike operates under the terms of Gas Tariff Pa. P.U.C. No. 6. O&R, through subsidiaries Pike and Rockland Electric Co., provides service to roughly 300,000 electric and 130,000 natural gas customers. Based in Pearl River, New York, O&R's service area covers 1,350 square miles in Southeastern New York, Northern New Jersey and Northeastern Pennsylvania.

Utility: **Pike County Light & Power Co.**

Default Rate Schedule for Gas Service in the Commonwealth of Pennsylvania

Rates for Default Service

Rate Classification	Customer Charge	Commodity Charge	Distribution Charge	GCR Adjustment	Customer Choice Costs	Universal Service Charge	Education Charge	STAS	TOTAL
Residential									
2 Mcf (monthly bill)	\$6.00	\$21.02		(\$4.17)				(\$0.01)	\$22.84
Residential Heating									
15 Mcf (monthly bill)	\$6.00	\$157.65		(\$31.27)				(\$0.08)	\$132.30
Small Commercial									
150 Mcf/year (monthly bill)	\$9.00	\$137.74		(\$26.06)				(\$0.07)	\$120.61
Medium Commercial									
500 Mcf/year (monthly bill)	\$9.00	\$441.66		(\$86.85)				(\$0.23)	\$363.58
Large Commercial									
9000 Mcf/year (monthly bill)	\$9.00	\$7,186.41		(\$1,563.30)				(\$3.60)	\$5,628.51
Industrial									
> 9000 Mcf/year (monthly bill)	\$9.00	\$7,186.41		(\$1,563.30)				(\$3.60)	\$5,628.51

Pine-Roe Natural Gas Co. Inc.

Pine-Roe Natural Gas Co. Inc. (Pine-Roe) serves customers in the townships of Beaver, Clarion, Monroe and Piney in Clarion County, Western Pennsylvania. Pine-Roe serves approximately 163 residential customers and operates under Gas Tariff Pa. P.U.C. No. 1.

Utility: **Pine Roe Natural Gas Co. Inc.**

Default Rate Schedule for Gas Service in the Commonwealth of Pennsylvania

Rates for Default Service

Rate Classification	Customer Charge	Commodity Charge	Distribution Charge	GCR Adjustment	Customer Choice Costs	Universal Service Charge	Education Charge	STAS	TOTAL
Residential									
2 Mcf (monthly bill)		\$8.38		\$0.83					\$9.21
Residential Heating									
15 Mcf (monthly bill)		\$64.61		\$6.25					\$70.87
Small Commercial									
150 Mcf/year (monthly bill)									
Medium Commercial									
500 Mcf/year (monthly bill)									
Large Commercial									
9000 Mcf/year (monthly bill)									
Industrial									
> 9000 Mcf/year (monthly bill)									

Notes: Pine-Roe charges a base rate of \$8.3775 for the first 2 mcf. Anything beyond 2 mcf costs \$4.3259 per mcf.

SAR Gas Co.

SAR Gas Co. (SAR) furnishes natural gas service to the public in Rockland Township, Venango County. SAR currently has 192 residential customers and operates under Gas Tariff Pa. P.U.C. No. 1.

Utility: **SAR Gas Co.**

Default Rate Schedule for Gas Service in the Commonwealth of Pennsylvania

Rates for Default Service

Rate Classification	Customer Charge	Commodity Charge	Distribution Charge	GCR Adjustment	Customer Choice Costs	Universal Service Charge	Education Charge	STAS	TOTAL
Residential									
2 Mcf (monthly bill)		\$24.00							\$24.00
Residential Heating									
15 Mcf (monthly bill)		\$173.50							\$173.50
Small Commercial									
150 Mcf/year (monthly bill)		\$144.75							\$144.75
Medium Commercial									
500 Mcf/year (monthly bill)									
Large Commercial									
9000 Mcf/year (monthly bill)									
Industrial									
> 9000 Mcf/year (monthly bill)									

Notes: SAR Gas charges \$12.50 for the first mcf and \$11.50 for each subsequent mcf.

Sigel Gas Co.

Sigel Gas Co. (Sigel) based in New Bethlehem, Clarion County, serves approximately 137 residential and 17 commercial customers. Sigel's service territory is comprised of Barnett, Clover, Rose and Union townships in Jefferson County, Western Pennsylvania. Sigel operates under Gas Tariff Pa. P.U.C. No. 3.

Utility: **Sigel Gas Co.**

Default Rate Schedule for Gas Service in the Commonwealth of Pennsylvania

Rates for Default Service

Rate Classification	Customer Charge	Commodity Charge	Distribution Charge	GCR Adjustment	Customer Choice Costs	Universal Service Charge	Education Charge	STAS	TOTAL
Residential									
2 Mcf (monthly bill)	\$7.50	\$9.24	\$5.43	\$0.31					\$22.48
Residential Heating									
15 Mcf (monthly bill)	\$7.50	\$69.30	\$40.71	\$2.36					\$119.86
Small Commercial									
150 Mcf/year (monthly bill)	\$7.50	\$57.75	\$33.92	\$1.96					\$101.13
Medium Commercial									
500 Mcf/year (monthly bill)	\$7.50	\$192.50	\$113.07	\$6.54					\$319.61
Large Commercial									
9000 Mcf/year (monthly bill)	\$7.50	\$3,465.00	\$2,035.28	\$117.75					\$5,625.53
Industrial									
> 9000 Mcf/year (monthly bill)	\$7.50	\$3,465.00	\$2,035.28	\$117.75					\$5,625.53

UGI Utilities Inc. - Gas Division

UGI Utilities Inc. (UGI), a subsidiary of UGI Corp., serves approximately 311,000 residential, 34,000 commercial and 1,400 industrial customers. UGI's service territory consists of parts of Berks, Bucks, Carbon, Chester, Cumberland, Dauphin, Lancaster, Lebanon, Lehigh, Luzerne, Monroe, Montgomery, Northampton, Schuylkill and York counties in Eastern Pennsylvania. UGI operates under the terms of Gas Tariff Pa. P.U.C. No. 5. UGI also provides electric service to more than 60,000 customers in Pennsylvania. UGI Corp., with principal offices in King of Prussia, Montgomery County, provides electric, gas, propane gas and energy supply through its subsidiaries UGI Utilities Inc., AmeriGas Inc. and UGI Enterprises Inc.

Utility: **UGI Utilities Inc. - Gas**

Default Rate Schedule for Gas Service in the Commonwealth of Pennsylvania

Rates for Default Service

Rate Classification	Customer Charge	Commodity Charge	Distribution Charge	GCR Adjustment	Merchant Function Charge	Universal Service Charge	Education Charge	STAS	TOTAL
Residential									
2 Mcf (monthly bill)	\$8.55		\$6.67	\$11.99	\$0.26	\$0.10		(\$0.12)	\$27.45
Residential Heating									
15 Mcf (monthly bill)	\$8.55		\$43.61	\$89.90	\$1.97	\$0.74		(\$0.65)	\$144.11
Small Commercial									
150 Mcf/year (monthly bill)	\$8.55		\$50.70	\$74.76	\$0.27			(\$0.60)	\$133.67
Medium Commercial									
500 Mcf/year (monthly bill)	\$8.55		\$160.74	\$249.19	\$0.90			(\$1.89)	\$417.49
Large Commercial*									
9000 Mcf/year (monthly bill)									
Industrial*									
> 9000 Mcf/year (monthly bill)									

Notes: *Consistent with UGI's Restructuring Filing at R-00994786 in accord with the Natural Gas Choice and Competition Act, UGI does not maintain an obligation to provide default service for customers having annual use of 4,000 Mcf or greater. Service to new customers under, or transfers of existing customers or customer loads to, default (Rate N) retail service provided by UGI where annual use is projected to be 4,000 Mcf or greater, is permitted only as determined by the Company, subject to reasonable limitations. Accordingly, as availability is determined on a case-by-case basis, UGI has not provided bill information for default service where usage exceeds 4,000 Mcf annually.

Shopping Update: As of Feb. 28, 2013, 10 NGSs were making offers to UGI's customers. Furthermore, 43,700 customers (12.4 percent of customers; 80.4 percent of load) were using a competitive supplier. Information, including UGI's price to compare and competitive offers, is available at www.PAGasSwitch.com.

UGI Central Penn Gas Inc.

UGI Central Penn Gas Inc. (UGI Central), formerly PPL Gas, distributes gas in the majority of Pennsylvania counties, and operates under Gas Tariff Pa. P.U.C. No. 4. UGI Central serves approximately 67,000 residential, 10,200 commercial and 300 industrial customers throughout the state.

Utility: **UGI Central Penn Gas Inc.**

Default Rate Schedule for Gas Service in the Commonwealth of Pennsylvania

Rates for Default Service

Rate Classification	Customer Charge	Commodity Charge	Distribution Charge	GCR Adjustment	Merchant Function Charge	Universal Service Charge	Education Charge	STAS	TOTAL
Residential									
2 Mcf (monthly bill)	\$14.85		\$11.58	\$9.67	\$0.22	\$0.63		(\$0.04)	\$36.90
Residential Heating									
15 Mcf (monthly bill)	\$14.85		\$86.83	\$72.52	\$1.64	\$4.71		(\$0.22)	\$180.34
Small Commercial									
150 Mcf/year (monthly bill)	\$31.00		\$40.58	\$59.97	\$0.08			(\$0.16)	\$131.47
Medium Commercial									
500 Mcf/year (monthly bill)	\$31.00		\$135.25	\$199.90	\$0.28			(\$0.44)	\$366.00
Large Commercial									
9000 Mcf/year (monthly bill)	\$31.00		\$2,434.58	\$3,598.28	\$5.03			(\$7.28)	\$6,061.59
Industrial									
> 9000 Mcf/year (monthly bill)									

Shopping Update: As of Feb. 28, 2013, no NGS were making offers to UGI Central Penn's residential customers. However, 1,768 customers (2.3 percent of customers; 67.3 percent of load) were using a competitive supplier. Information, including UGI's price to compare and competitive offers, is available at www.PAGasSwitch.com.

UGI Penn Natural Gas Inc.

UGI Penn Natural Gas Inc. (UGI Penn), a subsidiary of UGI Utilities Inc., is headquartered in Wilkes-Barre, Luzerne County. UGI Penn serves approximately 146,000 residential, 15,900 commercial and 220 industrial customers. UGI Penn's service territory consists of parts of Clinton, Columbia, Lackawanna, Luzerne, Lycoming, Montour, Northumberland, Pike, Snyder, Susquehanna, Union, Wayne and Wyoming counties in Northeastern Pennsylvania. UGI Penn operates under Gas Tariff Pa. P.U.C. No. 8.

Utility: UGI Penn Natural Gas Inc.

Default Rate Schedule for Gas Service in the Commonwealth of Pennsylvania

Rates for Default Service

Rate Classification	Customer Charge	Commodity Charge	Distribution Charge	GCR Adjustment	Merchant Function Charge	Universal Service Charge	Education Charge	STAS	TOTAL
Residential									
2 Mcf (monthly bill)	\$13.17		\$7.08	\$10.23	\$0.33	\$0.43		(\$0.04)	\$31.20
Residential Heating									
15 Mcf (monthly bill)	\$13.17		\$51.69	\$76.73	\$2.46	\$3.21		(\$0.18)	\$147.07
Small Commercial									
150 Mcf/year (monthly bill)	\$32.41		\$27.00	\$63.08	\$0.25			(\$0.15)	\$122.59
Medium Commercial									
500 Mcf/year (monthly bill)	\$32.41		\$90.00	\$210.26	\$0.84			(\$0.40)	\$333.11
Large Commercial									
9000 Mcf/year (monthly bill)	\$32.41		\$1,620.08	\$3,784.65	\$15.14			(\$6.54)	\$5,445.73
Industrial									
> 9000 Mcf/year (monthly bill)									

Shopping Update: As of Feb. 28, 2013, two NGSs were making offers to UGI Penn's customers. Furthermore, 5,290 customers (3.2 percent of customers; 59.7 percent of load) were using a competitive supplier. Information, including UGI Penn's price to compare and competitive offers, is available at www.PAGasSwitch.com.

Valley Energy Inc.

Valley Energy Inc. (Valley), based in Sayre, Bradford County, serves approximately 5,200 residential, 770 commercial and 30 industrial customers. Valley's service territory is comprised of parts of Bradford County in Northern Pennsylvania. Valley operates under Gas Tariff Pa. P.U.C. No. 2. Valley is owned by C&T Enterprises Inc., which also owns the Pennsylvania electric utilities of Citizens' and Wellsboro.

Utility: **Valley Energy Inc.**

Default Rate Schedule for Gas Service in the Commonwealth of Pennsylvania

Rates for Default Service

Rate Classification	Customer Charge	Commodity Charge	Distribution Charge	GCR Adjustment	Customer Choice Costs	Universal Service Charge	Education Charge	STAS	TOTAL
Residential									
2 Mcf (monthly bill)	\$10.50		\$5.13	\$8.75				\$0.01	\$24.39
Residential Heating									
15 Mcf (monthly bill)	\$10.50		\$38.44	\$65.60				\$0.02	\$114.56
Small Commercial									
150 Mcf/year (monthly bill)	\$18.00		\$25.14	\$54.67				\$0.02	\$97.83
Medium Commercial									
500 Mcf/year (monthly bill)	\$18.00		\$83.82	\$182.23				\$0.04	\$284.09
Large Commercial									
9000 Mcf/year (monthly bill)	\$18.00		\$1,508.70	\$3,280.05				\$0.65	\$4,807.40
Industrial									
> 9000 Mcf/year (monthly bill)	\$67.00		\$1,032.60	\$3,280.05				\$0.47	\$4,380.12

Walker Gas and Oil Co.

Walker Gas and Oil Co. (Walker), owned by Orwell Natural Gas Co., is based in Bruin and serves approximately 250 residential customers and 15 commercial customers in Butler County, Western Pennsylvania. Walker operates under Gas Tariff Pa. P.U.C. No. 2. Orwell Natural Gas Co. is based in Mentor, Ohio, and owns the Pennsylvania gas utilities of CRG and Walker.

Utility: Walker Gas and Oil Co.

Default Rate Schedule for Gas Service in the Commonwealth of Pennsylvania

Rates for Default Service

Rate Classification	Customer Charge	Commodity Charge	Distribution Charge	GCR Adjustment	Customer Choice Costs	Universal Service Charge	Education Charge	STAS	TOTAL
Residential									
2 Mcf (monthly bill)	\$10.00	\$14.57		\$0.44					\$25.01
Residential Heating									
15 Mcf (monthly bill)	\$10.00	\$109.27		\$3.28					\$122.56
Small Commercial									
150 Mcf/year (monthly bill)	\$11.00	\$90.76		\$2.74					\$104.50
Medium Commercial									
500 Mcf/year (monthly bill)	\$11.00	\$302.54		\$9.12					\$322.66
Large Commercial									
9000 Mcf/year (monthly bill)	\$11.00	\$5,445.68		\$164.18					\$5,620.85
Industrial									
> 9000 Mcf/year (monthly bill)	\$11.00	\$5,446.28		\$164.19					\$5,621.47

Notes: Please note that an additional 6% is added for sales tax to the total for small commercial customers.

Wally Gas Co.

Wally Gas Co. serves roughly 195 residential and six commercial customers in the townships of East Franklin and North Buffalo in Armstrong County, Western Pennsylvania. Wally Gas Co. operates under Gas Tariff Pa. P.U.C. No. 1.

Utility: **Wally Gas Co.**

Default Rate Schedule for Gas Service in the Commonwealth of Pennsylvania

Rates for Default Service

Rate Classification	Customer Charge	Commodity Charge	Distribution Charge	GCR Adjustment	Customer Choice Costs	Universal Service Charge	Education Charge	STAS	TOTAL
Residential									
2 Mcf (monthly bill)	\$10.00	\$17.50		\$1.80					\$29.30
Residential Heating									
15 Mcf (monthly bill)	\$10.00	\$131.23		\$13.51					\$154.74
Small Commercial									
150 Mcf/year (monthly bill)	\$10.00	\$109.36		\$11.26					\$130.62
Medium Commercial									
500 Mcf/year (monthly bill)	\$10.00	\$364.53		\$37.52					\$412.05
Large Commercial									
9000 Mcf/year (monthly bill)									
Industrial									
> 9000 Mcf/year (monthly bill)									

Pennsylvania Public Utility Commission
400 North Street
Harrisburg, PA 17105
www.puc.state.pa.us