

THOMAS, NIESEN & THOMAS, LLC

Attorneys and Counsellors at Law

THOMAS T. NIESEN
Direct Dial: 717.255.7641
tniesen@tntlawfirm.com

June 8, 2020

Via Electronic Filing

Rosemary Chiavetta, Secretary
Pennsylvania Public Utility Commission
Commonwealth Keystone Building
400 North Street
Harrisburg, PA 17120

In re: Docket No. A-2019-3015173

Application of Aqua Pennsylvania Wastewater, Inc. pursuant to Sections 1102, 1329 and 507 of the Public Utility Code for Approval of its Acquisition of the Wastewater System Assets of the Delaware County Regional Water Quality Control Authority

Dear Secretary Chiavetta:

We are counsel to Aqua Pennsylvania Wastewater, Inc. ("Aqua" or "Company") in connection with its above referenced Application, filed with the Public Utility Commission ("Commission") on March 3, 2020, pursuant to Sections 1102, 1329 and 507 of the Public Utility Code, for approval of the acquisition of the wastewater system assets of the Delaware County Regional Water Quality Control Authority. By letters dated May 6, 7, 8 and 13, 2020, we provided responses to Information Requests of the Bureau of Technical Utility Services, including a Supplemental Response to Information Request 8 and responses to Information Requests 14, 16, 32 and 33. This letter supplements those responses as follows:

INFORMATION REQUEST 8:

Checklist Item Nos. 12 and 18.a. – The Application's Exhibit A4 indicates DELCORA serves several customers in Upper Providence Township. However, the Applications' Exhibits G and H do not include rates for DELCORA's customers in Upper Providence Township. Please amend the following:

- a. The Application's Exhibit G to include the rates for Upper Providence Township customers; and
- b. The Application's Exhibit H to include a copy of the DELCORA resolution establishing rates for customers in Upper Providence Township.

RESPONSE:

In the amended Exhibit A4 (Edgmont) Service Territory Map, provided with our letter of May 8, 2020, the two parcels adjoining segment 78 to the northwest are served from the main

coming from Carnoustie Way. The two parcels adjoining segment 73 located to the northwest are similarly served from the main in Carnoustie Way. DELCORA owns the sewer main in Carnoustie Way and provides service to these customers.

The amended Exhibit A4 Service Territory Map, provided with our letter of May 8, 2020, removed parcels in Upper Providence Township and parcels bordering Edgmont Township and Upper Providence Township. All parcels that have been excluded are served by a main not shown on the amended Exhibit A4 Service Territory Map that is owned and operated by Upper Providence Township, and, therefore, are not customers of DELCORA.

The main shown in Kingston Road is a capped sewer installed by the developer at the time of development and no customers are anticipated to be connected to that main.

INFORMATION REQUEST 14:

Checklist Item No. 18.c. – The Application's Exhibit G does not include APW's proposed rates, rules and conditions of service regarding eligibility requirements to be considered a member of the following customer classes indicated in the Application's Exhibit H, Resolutions Nos. 21-25 and 30: Western Wholesale, EDU Wholesale, Retail Industrial, Wholesale Industrial, Eastern Wholesale and Chester Ridley Creek. Please amend the Application's Exhibit G to include APW's proposed rates, rules and conditions of service regarding eligibility requirements to be considered a member of each of these customer classes.

RESPONSE:

An amended Application Exhibit G – Schedule of Rates Tariff Pages, including APW's proposed rates, rules and conditions of service regarding eligibility requirements to be considered a member of each of the referenced customer classes, is included with this letter.

INFORMATION REQUEST 16:

Checklist Item No. 18.d. - The Application's Exhibit H indicates that the DELCORA Western Wholesale customer class is billed \$2.57 per thousand gallons and the DELCORA EDU Wholesale customer class is billed \$2.89 per thousand gallons. The Application's Exhibit U2, Appendix A, Page 2 appears to indicate APW is proposing a new APW Western Wholesale customer class to include both the DELCORA Western Wholesale and DELCORA EDU Wholesale customer classes. Please provide an amended version of the Application's Exhibit I11 to include a copy of the notification sent, or which will be sent, to the APW Western Wholesale customer class to describe the filing and the anticipated effect on rates for both the DEL CORA EDU Wholesale and DELCORA Western Wholesale subclasses.

RESPONSE:

An amended version of Application Exhibit I11, the notice to be sent to Western Wholesale customers, and a new Application Exhibit I13, notice to EDU Wholesale Customers, is

June 8, 2020

Page 3

included with this letter. Also attached is an updated Appendix A to Application Exhibit U2. The CONFIDENTIAL excel file version of Appendix A to Application Exhibit U2 is being provided to the Secretary of the Commission by email correspondence.

INFORMATION REQUEST 32:

Checklist Item No. 25 – The Application's Exhibit F101 is missing Exhibits A, B and C. Please provide copies of these exhibits.

RESPONSE:

The Company is working with DELCORA and Nether Providence to obtain a copy of the missing exhibits, and the Company will provide that information when it is received.

INFORMATION REQUEST 33:

Checklist Item No. 25 – The Application's Exhibit F103 is missing its copy of its Exhibit A map area and boundary description. Please provide a copy of this exhibit.

RESPONSE:

DELCORA owns both the City of Chester sewer system and the Rose Valley sewer system. Therefore, this contract will be removed from the assigned contracts list.

The Verification of William C. Packer verifying the foregoing is attached hereto.

Aqua believes that, with this letter and accompanying information, it has complied with the Bureau of Technical Utility Services requests for supplemental information and asks that the Public Utility Commission acknowledge that the Application has been perfected.

Please contact me with any questions about the foregoing.

Very truly yours,

THOMAS, NIESEN & THOMAS, LLC

By



Thomas T. Niesen

cc: Certificate of Service (w/encl.)
Alexander R. Stahl, Esquire (via email, w/encl.)
Thomas S. Wyatt, Esquire (via email, w/encl.)

**AMENDED APPLICATION EXHIBIT G –
SCHEDULE OF RATES TARIFF PAGES**

AQUA PENNSYLVANIA WASTEWATER, INC.
(hereinafter referred to as the "Company")

RATES, RULES, AND REGULATIONS

GOVERNING THE COLLECTIONS OF

WASTEWATER

IN PORTIONS OF

ADAMS, BUCKS, CARBON, CHESTER, CLARION, CLEARFIELD, DELAWARE,
LACKAWANNA, LUZERNE, MONROE, MONTGOMERY, PIKE, SCHUYLKILL, VENANGO,
AND WYOMING COUNTIES

IN THE COMMONWEALTH OF PENNSYLVANIA

ISSUED: XXXX XX, 202X

EFFECTIVE: XXXX XX, 202X

By:

Marc Lucca, President
Aqua Pennsylvania, Inc.
762 Lancaster Avenue
Bryn Mawr, Pennsylvania 19010

NOTICE

THIS TARIFF ESTABLISHES WASTEWATER RATES FOR CUSTOMERS OF
DELCORA SITUATED WITHIN DELAWARE AND CHESTER COUNTIES,
PENNSYLVANIA.

LIST OF CHANGES MADE BY THIS TARIFF

Changes: This tariff makes changes to reflect the acquisition of the wastewater assets of Delaware County Regional Water Quality Control Authority ("Delcora"), located in Delaware and Chester Counties, Pennsylvania. Closing on the acquisition took place on XX/XX/XXXX, with the effective date of ownership occurring at 12:01 AM on XX/XX/XXXX. (See pages 6, 7, 8.XX.1 through 8.XX.9, 14 and 14.1)

This tariff is made pursuant to the Commission's Order adopted and entered XX/XX/XXXX at Docket No. A-2019-3015173, which authorizes the issuance of the Certificate of Public Convenience.

TABLE OF CONTENTS

| | Page Number | | |
|--|----------------|--------------------------|-----|
| Rates, Rules, and Regulations | 1 | XXXX Revised Page | (C) |
| List of Changes Made by This Tariff | 2 | XXXX Revised Page | (C) |
| Table of Contents | 3 | XXXX Revised Page | (C) |
| Table of Contents (Cont'd) | 4 | Original Page | |
| Description of Territory Served | 5 | Original Page | |
| Description of Territory Served (Cont'd) | 6 | XXXX Revised Page | (C) |
| Description of Territory Served (Cont'd) | 7 | XXXX Revised Page | (C) |

SCHEDULE OF RATES:

| | | | |
|---|--------|---------------------------|-----|
| Rate Zone 1 | 8.1 | Original Page | |
| Rate Zone 2 | 8.2 | Original Page | |
| Rate Zone 3 | 8.3 | Original Page | |
| Rate Zone 4 | 8.4 | Original Page | |
| Rate Zone 5 | 8.5 | Original Page | |
| Rate Zone 6 | 8.6 | Original Page | |
| Rate Zone 7 - Limerick Division | 8.7 | Original Page | |
| Rate Zone 8 - East Bradford Township Division | 8.8 | Original Page | |
| Rate Zone 9 - Cheltenham Township Division | 8.9.1 | Original Page | |
| Rate Zone 9 - Cheltenham Township Division (cont'd) | 8.9.2 | Original Page | |
| Rate Zone XX - Delcora Division | 8.XX.1 | Original Page | (C) |
| Rate Zone XX - Delcora Division (cont'd) | 8.XX.2 | Original Page | (C) |
| Rate Zone XX - Delcora Division (cont'd) | 8.XX.3 | Original Page | (C) |
| Rate Zone XX - Delcora Division (cont'd) | 8.XX.4 | Original Page | (C) |
| Rate Zone XX - Delcora Division (cont'd) | 8.XX.5 | Original Page | (C) |
| Rate Zone XX - Delcora Division (cont'd) | 8.XX.6 | Original Page | (C) |
| Rate Zone XX - Delcora Division (cont'd) | 8.XX.7 | Original Page | (C) |
| Rate Zone XX - Delcora Division (cont'd) | 8.XX.8 | Original Page | (C) |
| Rate Zone XX - Delcora Division (cont'd) | 8.XX.9 | Original Page | (C) |
| Distribution System Improvement Charge (DSIC) | 9 | Original Page | |
| DSIC (Cont'd) | 10 | Original Page | |
| DSIC (Cont'd) | 11 | Original Page | |
| DSIC (Cont'd) | 12 | Original Page | |
| State Tax Adjustment Surcharge (STAS) | 13 | Original Page | |
| Hauled Waste Disposal Charge | 14 | First Revised Page | (C) |
| Hauled Waste Disposal Charge (cont'd) | 14.1 | Original Page | (C) |
| Page Held For Future Use | 15 | First Revised Page | |

DESCRIPTION OF TERRITORIES SERVED

| | <u>Township</u> | <u>County</u> |
|-------------------------------------|------------------------------|---------------|
| RATE ZONE 4 | | |
| Honeycroft Village Division | Londonderry (portion) | Chester |
| Lake Harmony Division | Kidder | Carbon |
| New Daleville Division | Londonderry (portion) | Chester |
| Peddlers View Division | Solebury (portion) | Bucks |
| Tobyhanna Township Division | Tobyhanna (portion) | Monroe |
| Twin Hills Division | West Pikeland (portion) | Chester |
| RATE ZONE 5 | | |
| Avon Grove School District | New London (portion) | Chester |
| Avon Grove School District | Penn (portion) | Chester |
| East Bradford Division (Brandywine) | East Bradford (portion) | Chester |
| Little Washington Division | East Brandywine (portion) | Chester |
| Plumsock Division* | Willistown (portion) | Chester |
| The Greens at Penn Oaks Division | Thornbury (portion) | Chester |
| Newlin Green Division | Newlin | Chester |
| Sage Hill Division | Thornbury (portion) | Chester |
| RATE ZONE 6 | | |
| CS Sewer Division (Masthope) | Lackawaxen | Pike |
| RATE ZONE 7 | | |
| Limerick Division | Limerick (portion) | Montgomery |
| RATE ZONE 8 | | |
| East Bradford Township Division | East Bradford (portion) | Chester |
| East Bradford Township Division | Birmingham (portion) | Chester |
| RATE ZONE 9 | | |
| Cheltenham Township Division | Cheltenham | Montgomery |
| Cheltenham Township Division | Jenkintown Borough (portion) | Montgomery |

DESCRIPTION OF TERRITORIES SERVED

| | <u>Township</u> | <u>County</u> | |
|--------------------|--|---------------|-----|
| RATE ZONE X * | | | (C) |
| Delcora Division * | | | (C) |
| Rate Zone 12-A | | | (C) |
| Group A-1 | Chester City | Delaware | (C) |
| | Ridley (portion) | Delaware | (C) |
| | Chester | Delaware | (C) |
| | Parkside Borough | Delaware | (C) |
| | Trainer Borough | Delaware | (C) |
| | Upland Borough | Delaware | (C) |
| | Brookhaven (portion) | Delaware | (C) |
| | Upper Chichester (portion) | Delaware | (C) |
| Group A-2 | Marcus Hook Borough | Delaware | (C) |
| Group A-3 | Chester City | Delaware | (C) |
| | Marcus Hook Borough | Delaware | (C) |
| | Trainer Borough | Delaware | (C) |
| Rate Zone 12-B | Chester City | Delaware | (C) |
| | Eddystone Borough | Delaware | (C) |
| | Marcus Hook Borough | Delaware | (C) |
| | and related points of bulk service interconnection | | (C) |
| Rate Zone 12-C | Chester City | Delaware | (C) |
| | Ridley | Delaware | (C) |
| | and related points of bulk service interconnection | | (C) |
| Rate Zone 12-D | Edgmont | Delaware | (C) |
| Rate Zone 12-E | Pocopson (portion) | Chester | (C) |
| Rate Zone 12-F | Rose Valley Borough | Delaware | (C) |
| Rate Zone 12-G | Chadds Ford (portion) | Delaware | (C) |
| | Concord (portion) | Delaware | (C) |
| Rate Zone 12-H | Municipal Sewer Group | | (C) |
| Group H-1 | Eastern Wholesale | Delaware | (C) |
| Group H-2 | Western Wholesale | Delaware | (C) |
| Group H-3 | EDU Wholesale | Delaware | (C) |
| Group H-4 | Chester Ridley Creek | Delaware | (C) |

*All Divisions and Subdivisions above are billed on a per EDU basis, with the exception of the Media Division, Plumsock Division, Treasure Lake Division, Village of Valley Forge Division and portions of the Delcora Division.

SCHEDULE OF RATES

RATE ZONE XX – METERED AND UNMETERED

The rates under this schedule apply to all customer classes in the territories served subject to Rate Zone XX rates as noted in the Description of Territories Served section under this tariff unless otherwise specifically identified below.

Wastewater customers in the Delcora Division are required to comply with DELCORA's wastewater control regulations adopted by DELCORA and included in Exhibit H to the Application filed at Docket No. A-2019-3015173.

SCHEDULE OF RATESRATE ZONE XX – METERED AND UNMETERED CONTINUED
SUB RATE ZONE XX-A

The rates under this schedule apply to all customer classes in the territories served subject to Rate Zone XX-A rates as noted in the Description of Territories Served section under this tariff unless otherwise specifically identified below.

Industrial class customers under Rate Zone XX-A, Group A-3 send their waste discharge into the local Chester collection system and are Contributory Industrial Users, therefore they are required to comply with the Rules & Regulations of the Industrial Waste Pretreatment Program.

Billing: At the request of a customer receiving service under Rate Zone 12-A, Group A-3, the customer may receive an estimated annual bill payable quarterly. Any difference between the estimated and actual consumption will be billed in the first quarter of the subsequent year.

QUARTERLY SERVICE CHARGE

| Customer Charge (\$) | Rate Zone 12-A | | |
|----------------------|----------------|-----------|-----------|
| | Group A-1 | Group A-2 | Group A-3 |

QUARTERLY CONSUMPTION CHARGE

| | | |
|--|---------|---------|
| Residential, Comercial, and Public Customer Consumption Charge (per 1,000 gallons water used) | \$ 5.75 | \$ 8.78 |
|--|---------|---------|

Special Charges:

| | | |
|--|----------|----------|
| Residential, Comercial and Public: Minimum Charge per quarter | \$ 26.93 | \$ 36.80 |
|--|----------|----------|

| | |
|---|---------|
| Industrial Customer Consumption Charge (1) (per 1,000 gallons) | \$ 6.93 |
|---|---------|

Special Charges:

(1) The surcharge rate is set at \$0.32/lb of Biochemical Oxygen Demand (BOD) and \$0.285/lb for Suspended Solids (SS), where BOD or SS strength exceeds 300 mg/L on a daily basis.

SCHEDULE OF RATESRATE ZONE XX – METERED AND UNMETERED CONTINUED
SUB RATE ZONE XX-B

The rates under this schedule apply to the Industrial customer class in the territories served subject to Rate Zone XX-B rates as noted in the Description of Territories Served section under this tariff unless otherwise specifically identified below.

Industrial class customers send their waste discharge directly into a force main and are Contributory Industrial Users, therefore they are required to comply with the Rules & Regulations of the Industrial Waste Pretreatment Program.

Billing: At the request of a customer receiving service under this rate zone, the customer may receive an estimated annual bill payable quarterly. Any difference between the estimated and actual consumption will be billed in the first quarter of the subsequent year.

QUARTERLY SERVICE CHARGE

Customer Charge (\$)

Rate Zone 12-B

QUARTERLY CONSUMPTION CHARGEIndustrial Customer Consumption Charge (1)
(per 1,000 gallons)

\$ 3.18

Special Charges:

(1) The surcharge rate is set at \$0.32/lb of Biochemical Oxygen Demand (BOD) and \$0.285/lb for Suspended Solids (SS), where BOD or SS strength exceeds 300 mg/L on a daily basis.

SCHEDULE OF RATESRATE ZONE XX – METERED AND UNMETERED CONTINUED
SUB RATE ZONE XX-D

The rates under this schedule apply to all customer classes in the territories served subject to Rate Zone XX-D rates as noted in the Description of Territories Served section under this tariff unless otherwise specifically identified below.

Billing: At the request of a customer receiving service under this rate zone, the customer may receive an estimated annual bill payable quarterly. Any difference between the estimated and actual consumption will be billed in the first quarter of the subsequent year.

QUARTERLY SERVICE CHARGE

| Customer Charge (\$) | Rate Zone 12-D | |
|-----------------------------|----------------|--------|
| Residential Fixed (per EDU) | \$ | 318.75 |
| Commercial Fixed (per EDU) | \$ | 256.25 |

QUARTERLY CONSUMPTION CHARGE

| | | |
|--|----|-------|
| Commercial Customer Consumption Charge (per 1,000 gallons water used) | \$ | 10.25 |
|--|----|-------|

SCHEDULE OF RATESRATE ZONE XX – METERED AND UNMETERED CONTINUED
SUB RATE ZONE XX-E

The rates under this schedule apply to all customer classes in the territories served subject to Rate Zone XX-E rates as noted in the Description of Territories Served section under this tariff unless otherwise specifically identified below.

QUARTERLY SERVICE CHARGE

| Customer Charge (\$) | Rate Zone 12-E |
|--------------------------------------|----------------|
| Fixed (per EDU) | |
| Riverside at Chadds Ford Development | \$ 237.50 |
| Preserve at Chadds Ford Development | \$ 350.00 |

SCHEDULE OF RATESRATE ZONE XX – METERED AND UNMETERED CONTINUED
SUB RATE ZONE XX-F

The rates under this schedule apply to all customer classes in the territories served subject to Rate Zone XX-F rates as noted in the Description of Territories Served section under this tariff unless otherwise specifically identified below.

QUARTERLY SERVICE CHARGE

Customer Charge (\$) Rate Zone 12-F

Fixed (per EDU) \$ 243.00

Special Charges

ANNUAL SERVICE CHARGE

Nether Providence Township (Wholesale)

Fixed (per EDU) \$ 972.00

SCHEDULE OF RATES

RATE ZONE XX – METERED AND UNMETERED CONTINUED
SUB RATE ZONE XX-G

The rates under this schedule apply to all customer classes in the territories served subject to Rate Zone XX-G rates as noted in the Description of Territories Served section under this tariff unless otherwise specifically identified below.

[HELD FOR FUTURE USE]

SCHEDULE OF RATESRATE ZONE XX – METERED AND UNMETERED CONTINUED
SUB RATE ZONE XX-H

The rates under this schedule apply to the customers served in Municipal Sewer Group, formerly served by DELCORA, subject to Rate Zone XX-H rates as noted in the Description of Territories Served section under this tariff unless otherwise specifically identified below.

Billing: At the request of a customer receiving service under this rate zone, the customer may receive an estimated annual bill payable quarterly. Any difference between the estimated and actual consumption will be billed in the first quarter of the subsequent year.

QUARTERLY SERVICE CHARGE

Customer Charge (\$)

Rate Zone 12-H

QUARTERLY CONSUMPTION CHARGE

| | | |
|---|----|------|
| Group H-1 | | |
| Customer Consumption Charge (per 1,000 gallons) | \$ | 2.71 |
| Group H-2 | | |
| Customer Consumption Charge (per 1,000 gallons) | \$ | 2.87 |
| Group H-3 * | | |
| Customer Consumption Charge (per 1,000 gallons) | \$ | 2.89 |
| Group H-4 | | |
| Customer Consumption Charge (per 1,000 gallons) | \$ | 3.50 |

* Group H-3 will be billed annually

SCHEDULE OF RATES

HAULED WASTE DISPOSAL CHARGE

The following rates shall be charged to private contractors that haul and deliver waste at the Company's Western Regional Wastewater Treatment Plant in Chester, Pennsylvania.

Class I - Domestic Waste: Liquid waste collected from domestic residences and businesses. This includes liquid waste generated from onsite septic/drain field systems, portable toilets, dishwasher, toilet, shower and other liquid wastes typically generated by a domestic residence. This does not include commercial food processing, car wash, grease interceptors and industrial wastewaters. The combined Total Suspended Solids (TSS) and Chemical Oxygen Demand (COD) of this material is required to remain under 10,000 mg/l.

Class I Rate: \$0.02 per gallon

Class II - Package Plant: Sludge generated from domestic wastewater treatment plants serving residential communities. For a facility to be classified as a package plant it must have a design capacity less than or equal to 1.0 Million Gallons per Day.

Class II Rate: Waste stream with TSS \leq 2.0% \$0.025 per gallon
For each additional TSS % Surcharge of \$0.01 per gallon

Class III - Industrial Wastewater: Liquid waste generated from non-domestic and non-food processing operations. This includes production wastewater, groundwater, stormwater and wash waters.

Class III Rate: COD less than 20,000 mg/l TSS less than 10,000 mg/l \$0.015 per gallon
For each additional 10,000 mg/l COD Surcharge of \$0.005 per gallon
For each additional 10,000 mg/l TSS Surcharge of \$0.010 per gallon

Class III Discount: A discount of 5.00% shall apply for over 150,000 gallons per month.
A discount of 10.00% shall apply for over 250,000 gallons per month

Class IV - Grease: Liquid waste generated from the cleaning of grease traps from kitchens and food establishments. This includes all material pumped out of grease interceptors, sink traps, and grease collection vessels.

Class IV Rate: \$0.06 per gallon
Class IV Discount: A discount of 10.00% shall apply for over 300,000 gallons per month.

Class V - Form Waste: Sludge generated from Municipal Wastewater Treatment Plants with design flows greater than 1 Million Gallons per Day and Sludge generated from industrial facilities greater than 2.0% total solids

Class V Rate: Waste stream with TSS \leq 4.0% \$0.045 per gallon
For each additional TSS % Surcharge of \$0.01 per gallon
A surcharge of 5.00% shall apply for less than 55.0% volatile solids.
A surcharge of 10.00% shall apply for less than 40.0% volatile solids.

Class V Discount: A discount of 5.00% shall apply for greater than 70.0% volatile solids.
A discount of 10.00% shall apply for greater than 90.0% volatile solids.
A discount of 5.00% shall apply for over 150,000 gallons per month.
A discount of 10.00% shall apply for over 250,000 gallons per month.

SCHEDULE OF RATES

HAULED WASTE DISPOSAL CHARGE (cont'd)

Class VI - Food Industrial Wastewaters: Liquid waste generated from food processing and manufacturing operations. This includes food prep, rinse waters, manufacturing, cleaning and off spec products. This does not include material pumped out of grease interceptors. Food Industrial wastewaters must have an Oil and Grease content of less than 20,000 mg/l and a Total Suspended Solids (TSS) Content of less than 10,000 mg/l.

Class VI Rate: \$0.025 per gallon

Class VII - Landfill Leachate: Liquid waste collected from leachate conveyance and stormwater systems at non-hazardous landfills.

Class VII Rate: \$0.01 per gallon

Class VIII - Significant Industrial Discharges: Liquid waste subject to Categorical Pretreatment Standards under 40 CFR 403.6 and 40 CFR Chapter I, subchapter N; and/or any Industrial discharge that exceeds 24,999 gallons per day.

Class VIII Rate: Quoted Upon Request

1. The Company reserves the right to limit the total amount of residential septage received in a day and/or the total number of loads received from a single hauler on a per day basis based on maintaining proper operation of the Company's wastewater treatment plant.
2. At the discretion of the Company, the Company reserves the right to accept or reject commercially generated waste based on the amount and constituents in the waste or for other good reason as determined by the Company. The cost, as determined by the Company, for testing and disposal will be a multiple of the residential septage fee based on the type and strength of the waste.

**AMENDED APPLICATION EXHIBIT I11 – NOTICE
TO WESTERN WHOLESALE SERVICE
CUSTOMERS**

NOTICE OF PROPOSED ACQUISITION AND RATE BASE ADDITION

Docket No. A-2019-3015173

Dear Customer:

On March [REDACTED], 2020, the Pennsylvania Public Utility Commission (PUC) conditionally accepted for filing the application of Aqua Pennsylvania Wastewater, Inc. (Aqua) for approval to acquire the Delaware County Regional Water Quality Control Authority (DELCORA) wastewater system assets. DELCORA provides direct retail service to approximately 16,000 customers and provides collection, conveyance, and treatment service to approximately 200,000 Equivalent Dwelling Units in Delaware and Chester Counties, Pennsylvania. Aqua's application also requests that the PUC authorize an addition of up to \$276.5 million to Aqua's rate base pursuant to 66 Pa. C.S. § 1329. A utility's rate base is the value of property used by the utility to provide service to its customers and is one of several components used to establish a utility's customer rates.

This acquisition will not immediately, but may, in the future, affect water and/or wastewater bills of Aqua customers, including the new DELCORA wastewater customers. Aqua is not requesting a rate increase as part of the acquisition. Your rates will not change until the conclusion of Aqua's next rate case where Aqua requests and receives PUC approval to increase its rates. Currently, it is not known when Aqua will file its next rate case. At that time, based on a preliminary analysis of the potential rate impacts, Aqua estimates that the rates of the average customer could increase. The amount of the increase will be determined in Aqua's next base rate case and will be dependent on how the PUC chooses to apportion the increase among Aqua's acquired and existing customers. The table below presents a non-binding, estimated incremental rate effect of the proposed rate base addition on DELCORA's Western Wholesale wastewater customers:

DELCORA Western Wholesale Customers

| Rate Class | Average Usage | Estimated Monthly Increase | Estimated Percentage Increase |
|-------------------|----------------------|-------------------------------|----------------------------------|
| Western Wholesale | 16,724,310 gal/month | \$6,024.01 | 12.55% |

The amounts stated above could change and will depend on how the PUC chooses to apportion any increase among the types of service, rate zones, and classes of customers.

PUC ROLE

The state agency which approves acquisitions and rates for regulated public utilities is the PUC. The PUC will review and investigate the proposed acquisition and requested \$276.5 million in additional rate base. After examining the evidence, the PUC may approve, modify or deny the acquisition and may approve or modify the \$276.5 million addition to rate base. The PUC will issue a decision on the application on or around [Date].

ACTIONS YOU CAN TAKE

You can support or challenge Aqua's request by:

- 1) Sending a letter to the PUC. You can tell the PUC why you support or object to Aqua's acquisition of DELCORA's wastewater system in your letter. This information can be helpful when the PUC investigates the application. Send your letter to the Pennsylvania Public Utility Commission, Post Office Box 3265, Harrisburg, PA 17105-3265.
- 2) Attending or presenting testimony at a PUC Public Input Hearing. You can attend or be a witness at a PUC public input hearing. The PUC holds public input hearings if it opens an investigation into Aqua's transaction and there is enough interest in the case. At these hearings, you can present your views to the PUC judge and to company representatives. Testimony under oath becomes part of the application case record. The PUC holds these hearings in the service area of the company. For more information, call the PUC at 1.800.692.7380.
- 3) Filing a protest or a petition to intervene. If you want to be a party to the case, you must file a protest or a petition to intervene. You then have an opportunity to take part in all the hearings about the proposed acquisition. You can receive copies of all materials distributed by the other parties. Protests and petitions to intervene must be filed in accordance with 52 Pa. Code (relating to public utilities) on or before [Date]. Filings must be made with the Secretary of the Pennsylvania Public Utility Commission at P.O. Box 3265, Harrisburg, PA 17105-3265, with a copy served on Aqua's counsel at Thomas, Niesen & Thomas, LLC, Attn: Thomas T. Niesen, 212 Locust Street, Suite 302, Harrisburg, PA 17101.

The documents filed as part of this application are available for inspection and copying at the Office of the Secretary of the PUC between 8 a.m. and 4:30 p.m., Monday through Friday, on the PUC's website at www.puc.pa.gov and at Aqua's offices at 762 West Lancaster Avenue, Bryn Mawr, PA 19010. The PUC docket number is A-2019-3009052.

**NEW APPLICATION EXHIBIT I13 – NOTICE TO
EDU WHOLESALE SERVICE CUSTOMERS**

NOTICE OF PROPOSED ACQUISITION AND RATE BASE ADDITION

Docket No. A-2019-3015173

Dear Customer:

On March [], 2020, the Pennsylvania Public Utility Commission (PUC) conditionally accepted for filing the application of Aqua Pennsylvania Wastewater, Inc. (Aqua) for approval to acquire the Delaware County Regional Water Quality Control Authority (DELCORA) wastewater system assets. DELCORA provides direct retail service to approximately 16,000 customers and provides collection, conveyance, and treatment service to approximately 200,000 Equivalent Dwelling Units in Delaware and Chester Counties, Pennsylvania. Aqua's application also requests that the PUC authorize an addition of up to \$276.5 million to Aqua's rate base pursuant to 66 Pa. C.S. § 1329. A utility's rate base is the value of property used by the utility to provide service to its customers and is one of several components used to establish a utility's customer rates.

This acquisition will not immediately, but may, in the future, affect water and/or wastewater bills of Aqua customers, including the new DELCORA wastewater customers. Aqua is not requesting a rate increase as part of the acquisition. Your rates will not change until the conclusion of Aqua's next rate case where Aqua requests and receives PUC approval to increase its rates. Currently, it is not known when Aqua will file its next rate case. At that time, based on a preliminary analysis of the potential rate impacts, Aqua estimates that the rates of the average customer could increase. The amount of the increase will be determined in Aqua's next base rate case and will be dependent on how the PUC chooses to apportion the increase among Aqua's acquired and existing customers. The table below presents a non-binding, estimated incremental rate effect of the proposed rate base addition on DELCORA's EDU Wholesale wastewater customers:

DELCORA EDU Wholesale Customers

| Rate Class | Average Usage | Estimated Monthly Increase | Estimated Percentage Increase |
|---------------|----------------------|-------------------------------|----------------------------------|
| EDU Wholesale | 26,779,250 gal/month | \$9,712.97 | 12.55% |

The amounts stated above could change and will depend on how the PUC chooses to apportion any increase among the types of service, rate zones, and classes of customers.

PUC ROLE

The state agency which approves acquisitions and rates for regulated public utilities is the PUC. The PUC will review and investigate the proposed acquisition and requested \$276.5 million in additional rate base. After examining the evidence, the PUC may approve, modify or deny the acquisition and may approve or modify the \$276.5 million addition to rate base. The PUC will issue a decision on the application on or around [Date].

ACTIONS YOU CAN TAKE

You can support or challenge Aqua's request by:

- 1) Sending a letter to the PUC. You can tell the PUC why you support or object to Aqua's acquisition of DELCORA's wastewater system in your letter. This information can be helpful when the PUC investigates the application. Send your letter to the Pennsylvania Public Utility Commission, Post Office Box 3265, Harrisburg, PA 17105-3265.
- 2) Attending or presenting testimony at a PUC Public Input Hearing. You can attend or be a witness at a PUC public input hearing. The PUC holds public input hearings if it opens an investigation into Aqua's transaction and there is enough interest in the case. At these hearings, you can present your views to the PUC judge and to company representatives. Testimony under oath becomes part of the application case record. The PUC holds these hearings in the service area of the company. For more information, call the PUC at 1.800.692.7380.
- 3) Filing a protest or a petition to intervene. If you want to be a party to the case, you must file a protest or a petition to intervene. You then have an opportunity to take part in all the hearings about the proposed acquisition. You can receive copies of all materials distributed by the other parties. Protests and petitions to intervene must be filed in accordance with 52 Pa. Code (relating to public utilities) on or before [Date]. Filings must be made with the Secretary of the Pennsylvania Public Utility Commission at P.O. Box 3265, Harrisburg, PA 17105-3265, with a copy served on Aqua's counsel at Thomas, Niesen & Thomas, LLC, Attn: Thomas T. Niesen, 212 Locust Street, Suite 302, Harrisburg, PA 17101.

The documents filed as part of this application are available for inspection and copying at the Office of the Secretary of the PUC between 8 a.m. and 4:30 p.m., Monday through Friday, on the PUC's website at www.puc.pa.gov and at Aqua's offices at 762 West Lancaster Avenue, Bryn Mawr, PA 19010. The PUC docket number is A-2019-3009052.

**AMENDED APPLICATION EXHIBIT U2, APPENDIX
A - PUBLIC**

Aqua Pennsylvania Wastewater, Inc.
DELCORA Wastewater Regional Authority

1.) DELCORA Wastewater Regional Authority

| | <u>Year 1</u> | <u>Notes</u> |
|--|----------------------|--------------------------------------|
| Revenue | \$ 70,978,127 | |
| O&M | 41,808,283 | |
| Depreciation | 8,247,040 | ***2.72% Composite Depreciation Rate |
| Taxes Other | 1,585,974 | |
| Income Taxes | \$ 3,807,858 | *****21% Federal & 9.99% State |
| Operating Income | \$ 15,528,972 | |
| Rate Base at Fair Market Value | \$ 276,500,000 | |
| Capital Investments (Year 1) | \$ 26,700,000 | |
| Rate Base (Including Capital Investments less depreciation year 1) | \$ 294,952,960 | |
| Interest Expense ^ | 6,160,815 | |
| ^ Includes Interest Expense synchronized with rate base | | |
| Required Operating Income (Rate Base x Rate of Return) | \$ 21,749,079 | |
| Operating Income Deficiency | \$ 6,220,107 | |
| Gross Revenue Conversion Factor | 1.432171 | |
| Revenue Deficiency (Excess) \$ | \$ 8,908,000 | |
| Revenue Deficiency (Excess) % | 12.55% | |
| Increase applied to Acquired (Authority) customers 100% | \$ 8,908,000 | |
| Increase % | 12.55% | |
| Increase applied to Acquired (Authority) customers 50% | \$ 4,454,000 | |
| Increase % | 6.28% | |
| Increase applied to Existing (Company Wastewater) customers 50% | \$ 4,454,000 | |
| Increase % | 14.32% | |
| Increase applied to Existing (Company Water) customers (Act 11) | \$ 19,971,532 | |
| Increase % | 4.58% | |

| | Avg. Usage / Kgal | Estimated Monthly Increase | Estimated Percentage Increase |
|---|-------------------|----------------------------|-------------------------------|
| Impact Existing Customers (DELCORA) - Western Retail - Residential/Commercial 100% | 6.81 | \$ 4.92 | 12.55% |
| Impact Existing Customers (DELCORA) - Western Retail - Residential/Commercial (Marcus Hook) 100% | 3.91 | \$ 4.30 | 12.55% |
| Impact Existing Customers (DELCORA) - Western Retail - Residential/Commercial (Minimum Accounts) 100% | 1.56 | \$ 1.13 | 12.55% |
| Impact Existing Customers (DELCORA) - Western Retail - Residential/Commercial (Minimum Accounts Marcus Hook) 100% | 1.40 | \$ 1.54 | 12.55% |
| Impact Existing Customers (DELCORA) - Western Retail Industrial 100% | 735.87 | \$ 640.01 | 12.55% |
| Impact Existing Customers (DELCORA) - Western Wholesale 100% | 16,724.31 | \$ 6,024.01 | 12.55% |
| Impact Existing Customers (DELCORA) - EDU Wholesale 100% | 26,779.25 | \$ 9,712.97 | 12.55% |
| Impact Existing Customers (DELCORA) - Western Wholesale Industrial 100% | 40,014.58 | \$ 15,969.86 | 12.55% |
| Impact Existing Customers (DELCORA) - Western Chester Ridley Creek 100% | 65,395.83 | \$ 28,725.91 | 12.55% |
| Impact Existing Customers (DELCORA) - Eastern Authority 100% | 362,465.28 | \$ 123,279.64 | 12.55% |
| Impact Existing Customers (DELCORA) - Eastern Other (Rose Valley Pump Station) 100% | N/A | \$ 10.17 | 12.55% |
| Impact Existing Customers (DELCORA) - Eastern Other (Pocopson - Riverside) 100% | N/A | \$ 9.94 | 12.55% |
| Impact Existing Customers (DELCORA) - Eastern Other (Pocopson - Preserve) 100% | N/A | \$ 14.64 | 12.55% |
| Impact Existing Customers (DELCORA) - Eastern Other (Edgemont - Residential) 100% | 4.08 | \$ 13.33 | 12.55% |
| Impact Existing Customers (DELCORA) - Eastern Other (Edgemont - Commercial) 100% | 29.49 | \$ 48.66 | 12.55% |
| Impact Existing Customers (DELCORA) - Other (Spring Hill Farms) 100% | N/A | \$ 8.72 | 12.55% |
| Impact Existing Customers (DELCORA) - Western Retail - Residential/Commercial 50% | 6.81 | \$ 2.46 | 6.28% |
| Impact Existing Customers (DELCORA) - Western Retail - Residential/Commercial (Marcus Hook) 50% | 3.91 | \$ 2.15 | 6.28% |
| Impact Existing Customers (DELCORA) - Western Retail - Residential/Commercial (Minimum Accounts) 50% | 1.56 | \$ 0.56 | 6.28% |
| Impact Existing Customers (DELCORA) - Western Retail - Residential/Commercial (Minimum Accounts Marcus Hook) 50% | 1.40 | \$ 0.77 | 6.28% |
| Impact Existing Customers (DELCORA) - Western Retail Industrial 50% | 735.87 | \$ 320.01 | 6.28% |
| Impact Existing Customers (DELCORA) - Western Wholesale 50% | 16,724.31 | \$ 3,012.00 | 6.28% |
| Impact Existing Customers (DELCORA) - EDU Wholesale 50% | 26,779.25 | \$ 4,856.48 | 6.28% |
| Impact Existing Customers (DELCORA) - Western Wholesale Industrial 50% | 40,014.58 | \$ 7,984.93 | 6.28% |
| Impact Existing Customers (DELCORA) - Western Chester Ridley Creek 50% | 65,395.83 | \$ 14,362.95 | 6.28% |
| Impact Existing Customers (DELCORA) - Eastern Authority 50% | 362,465.28 | \$ 61,639.82 | 6.28% |
| Impact Existing Customers (DELCORA) - Eastern Other (Rose Valley Pump Station) 50% | N/A | \$ 5.08 | 6.28% |
| Impact Existing Customers (DELCORA) - Eastern Other (Pocopson - Riverside) 50% | N/A | \$ 4.97 | 6.28% |
| Impact Existing Customers (DELCORA) - Eastern Other (Pocopson - Preserve) 50% | N/A | \$ 7.32 | 6.28% |
| Impact Existing Customers (DELCORA) - Eastern Other (Edgemont - Residential) 50% | 4.08 | \$ 6.67 | 6.28% |
| Impact Existing Customers (DELCORA) - Eastern Other (Edgemont - Commercial) 50% | 29.49 | \$ 24.33 | 6.28% |
| Impact Existing Customers (DELCORA) - Other (Spring Hill Farms) 50% | N/A | \$ 4.36 | 6.28% |
| Impact Existing Customers (Company Wastewater) - Residential - 50% | 3.02 | \$ 9.78 | 14.32% |
| Impact Existing Customers (Company Wastewater) - Commercial - 50% | 21.94 | \$ 30.76 | 14.32% |
| Impact Existing Customers (Company Wastewater) - Industrial - 50% | 3.20 | \$ 7.92 | 14.32% |
| Impact Existing Customers (Company Water) - Residential | 4.08 | \$ 2.99 | 4.58% |
| Impact Existing Customers (Company Water) - Commercial | 37.05 | \$ 18.77 | 4.58% |
| Impact Existing Customers (Company Water) - Industrial | 211.51 | \$ 88.39 | 4.58% |

2.) Rate of Return

| | <u>Ratio</u> | <u>Cost Rate</u> | <u>WACC</u> |
|--------|--------------|------------------|-------------|
| Debt | 47.15% | 4.43% | 2.09% |
| Equity | 52.85% | 10.00% | 5.29% |
| | 100.00% | | 7.37% |

3.) Gross Revenue Conversion Factor

| | | |
|------------------------------------|----------|---------------|
| Dollar of Revenue | | 1.0000 |
| Less: Gross Receipts (Revenue) Tax | 0.00% | 0.0000 |
| Less: Reg Assessments | 0.62% | 0.0062 |
| Less: Bad Debts | 1.17% | 0.0117 |
| State Taxable Income | | 0.982053 |
| State Income Tax | 9.9999% | 0.0982 |
| Federal Taxable Income | | 0.883848772 |
| Federal Tax Rate | 21.00% | |
| Federal Income Tax | | 0.185608 |
| Net Revenue Dollar | | 0.69824052992 |
| Gross Revenue Conversion Factor | | 1.43217123 |
| EFT | 28.8999% | |

Aqua Pennsylvania Wastewater, Inc.
Calculation of DELCORA Wastewater Regional Authority - Present Revenues

| | Rate 2020 | Customers 2020 | Method | Gallons (Kgals) 2020 | EDU's 2020 | Revenue 2020 |
|---|----------------------|---------------------------|------------------------------|---------------------------------|-----------------------|-------------------------|
| Service Charges: | | | | | | |
| <u>Western</u> | | | | | | |
| <u>Western Retail:</u> | | | | | | |
| Residential/Commercial | \$5.75 | 13,600 | per 1,000 Gallons Water Used | 1,111,649 | | \$6,391,982 |
| Residential/Commercial (Marcus Hook) | \$8.78 | 891 | per 1,000 Gallons Water Used | 41,761 | | \$366,662 |
| Minimum Accounts | \$107.73 | | Annual Minimum Charge | 3,869 | | \$416,807 |
| Minimum Accounts (Marcus Hook) | \$147.23 | | Annual Minimum Charge | | | \$0 |
| Subtotal Retail Residential: | | 14,491 | | 1,157,279 | | \$7,175,451 |
| <u>Western Retail Industrial (*) (^):</u> | | | | | | |
| Industrial | \$6.93 | 7 | per 1,000 Gallons | 61,813 | | \$428,364 |
| Subtotal Western Retail: | | 14,498 | | 1,219,092 | | \$7,603,815 |
| <u>Western Wholesale:</u> | | | | | | |
| Western Wholesale (^) | \$2.87 | 6 | per 1,000 Gallons | 1,204,150 | | \$3,455,911 |
| <u>EDU Wholesale:</u> | | | | | | |
| Brook Haven | \$2.89 | 1 | per 1,000 Gallons | 270,981 | | \$783,135 |
| Nether Providence | \$2.89 | 1 | per 1,000 Gallons | 371,721 | | \$1,074,274 |
| Subtotal Western Wholesale: | | 2 | | 642,702 | | \$1,857,409 |
| <u>Western Wholesale Industrial (*) (^):</u> | | | | | | |
| Western Wholesale Industrial | \$3.18 | 6 | per 1,000 Gallons | 2,881,050 | | \$9,161,739 |
| <u>Chester Ridley Creek (^):</u> | | | | | | |
| Southwest Authority | \$3.50 | 1 | per 1,000 Gallons | 967,250 | | \$3,385,375 |
| Middletown | \$3.50 | 1 | per 1,000 Gallons | 602,250 | | \$2,107,875 |
| Subtotal Chester Ridley Creek: | | 2 | | 1,569,500 | | \$5,493,250 |
| Total Western: | | 14,514 | | 7,516,494 | | \$27,572,123 |
| <u>Eastern</u> | | | | | | |
| Central Delaware County Authority (^) | \$2.71 | 1 | per 1,000 Gallons | 3,832,500 | | \$10,386,075 |
| Darby Creek Joint Authority (^) | \$2.71 | 1 | per 1,000 Gallons | 7,482,500 | | \$20,277,575 |
| Muckinipates Authority (^) | \$2.71 | 1 | per 1,000 Gallons | 1,733,750 | | \$4,698,463 |
| Total Eastern Authority Area: | | 3 | | 13,048,750 | | \$35,362,113 |
| <u>Other</u> | | | | | | |
| <u>Rose Valley Pump Station:</u> | | | | | | |
| Rose Valley Residents | \$972.00 | 373 | Annual Per EDU | | 373 | \$362,556 |
| Nether Providence Residents | \$972.00 | 127 | Annual Per EDU | | 127 | \$123,444 |
| | | 500 | | 36,500 | | \$486,000 |
| <u>Pocopson:</u> | | | | | | |
| Riverside | \$950.00 | 160 | Annual Per EDU | | 160 | \$152,000 |
| Preserve | \$1,400.00 | 66 | Annual Per EDU | | 66 | \$92,400 |
| | | 226 | | 21,654 | | \$244,400 |
| <u>Edgmont (^):</u> | | | | | | |
| Residential | \$1,275.00 | 679 | Annual Per EDU | 33,238 | 679 | \$865,725 |
| Commercial (Service Charge) | \$1,025.00 | | Annual Per EDU | | 152 | \$155,800 |
| Commercial (Volumetric Charge) | \$10.25 | 35 | per 1,000 Gallons Water Used | 12,387 | | \$126,967 |
| | | 714 | | 45,625 | | \$1,148,492 |
| <u>Other Remote Locations</u> | | | | | | |
| Spring Hill Farms | | 371 | | 35,547 | | \$309,422 |
| Other | | | | | | \$140,578 |
| Total Other Systems: | | 1,811 | | 139,326 | | \$2,328,892 |
| <u>Other Charges:</u> | | | | | | |
| Residual Waste Disposal | | | | | | \$5,000,000 |
| Effluent Usage | | | | | | \$90,000 |
| Load Surcharge (*) | | | | | | \$325,000 |
| Other Fees (Late, Bad Debt) | | | | | | \$300,000 |
| Total Other Charges: | | | | | | \$5,715,000 |
| Total Revenue at Present Rates | | 16,328 | | 20,704,570 | | \$70,978,127 |

(*) The surcharge rate is set at \$.32/lb. of Biochemical Oxygen Demand (BOD) and \$.285/lb. for Suspended Solids (SS), where BOD or SS strength exceeds 300 mg/L on a daily basis. Wastestreams with SS strengths exceeding 300 mg/L and generated from biological, chemical, or physical processes shall be evaluated and billed independently of other wastestreams. Wastestreams generated from processes to remove river water sediment or sediment from other natural bodies of water and with SS strengths exceeding 300 mg/L shall be evaluated and billed independently of other wastestreams.

(^) Billed on an estimated basis with true up to actual volume (quarterly/annually)

Aqua Pennsylvania Wastewater, Inc.***Calculation of DELCORA Wastewater Regional Authority - Operating and Maintenance Expenses*****OPERATING AND MAINTENANCE EXPENSES:**

| | <u>Year 1</u> |
|---|-----------------------------|
| O&M Labor Exp Reg | \$ 11,638,300 |
| O&M Labor Exp OT | 1,129,932 |
| O&M Employee Benefits | 6,837,151 |
| O&M Purchased WW Treatment | 11,327,262 |
| O&M Purchased Power | 2,690,100 |
| O&M Chemicals | 990,000 |
| O&M Mgmt Fees | 720,000 |
| O&M Cust Ops ACO (@ \$10.00 per customer) | 180,000 |
| O&M OS Engineering | 197,500 |
| O&M OS Legal | 230,000 |
| O&M OS Operations | 1,252,500 |
| O&M OS Maintenance | 2,848,450 |
| O&M OS Other | 869,950 |
| O&M Supplies | 464,938 |
| O&M Other | 432,200 |
| Total O&M Expenses => | <u><u>\$ 41,808,283</u></u> |

Aqua Pennsylvania Wastewater, Inc.***Calculation of DELCORA Wastewater Regional Authority - Taxes Other Than Income***

| <u>TAXES OTHER THAN INCOME (PRE-RATE CASE)</u> | <u>Rate</u> | <u>Year 1</u> |
|--|-------------|---------------------|
| Payroll Taxes (FICA, FUTA, SUTA) | 8.000% | \$ 931,064 |
| Property Taxes / (Purta) | | \$ 631,705 |
| Regulatory Assessments | 0.624% | \$ 23,205 |
| Total | | <u>\$ 1,585,974</u> |

Docket No. R-2018-3003558

Schedule A-2
Witness: William C. Packer

AQUA PENNSYLVANIA, INC.
NUMBER OF CUSTOMERS SERVED
AND WHOSE BILLS WILL BE CHANGED

| LINE NO. | CUSTOMER CLASS | SERVED AT 3/31/2017 | SERVED AT 3/31/2018 | TO BE SERVED AT 3/31/2019 | TO BE SERVED AT 3/31/2020 | INCREASED BILLS | DECREASED BILLS | UNCHANGED BILLS |
|----------|--------------------------|---------------------|---------------------|---------------------------|---------------------------|-----------------|-----------------|-----------------|
| | (1) | (2) | (3) | (4) | (5) | (6) | (7) | (8) |
| 1 | Metered: | | | | | | | |
| 2 | Residential | 391,514 | 394,192 | 395,423 | 396,654 | 396,654 | - | - |
| 3 | Commercial | 22,264 | 22,460 | 22,598 | 22,737 | 22,733 | 4 | - |
| 4 | Industrial | 781 | 779 | 776 | 773 | 773 | - | - |
| 5 | Public | 1,254 | 1,256 | 1,256 | 1,256 | 1,256 | - | - |
| 6 | Bulk Water | - | - | - | - | - | - | - |
| 7 | Private Fire Protection | 5,197 | 5,301 | 5,403 | 5,504 | 5,504 | - | - |
| 8 | Sales to Water Utilities | 17 | 16 | 16 | 16 | 16 | - | - |
| 9 | Total Metered Customers | 421,027 | 424,004 | 425,472 | 426,940 | 426,936 | 4 | - |
| 10 | Other: | | | | | | | |
| 11 | Unmetered | 903 | 943 | 943 | 943 | 943 | - | - |
| 12 | Availability Charge | 2,801 | 2,769 | - | - | - | 2,769 | - |
| 13 | Public Fire Protection | 263 | 263 | 263 | 263 | 263 | - | - |
| 14 | Private Fire Protection | 766 | 779 | 779 | 779 | 779 | - | - |
| 15 | Total Customers | 425,760 | 428,758 | 427,457 | 428,925 | 428,921 | 2,773 | - |

Docket No. R-2018-3003561

Schedule A-2
Witness: William C. Packer

AQUA PENNSYLVANIA WASTEWATER, INC.
NUMBER OF CUSTOMERS SERVED
AND WHOSE BILLS WILL BE CHANGED

| LINE NO. | CUSTOMER CLASS | SERVED AT 3/31/2017 | SERVED AT 3/31/2018 | TO BE SERVED AT 3/31/2019 | TO BE SERVED AT 3/31/2020 | INCREASED BILLS | DECREASED BILLS | UNCHANGED BILLS |
|----------|---------------------|---------------------|---------------------|---------------------------|---------------------------|-----------------|-----------------|-----------------|
| | (1) | (2) | (3) | (4) | (5) | (6) | (7) | (8) |
| 1 | Residential | 16,062 | 17,051 | 17,051 | 17,051 | 16,981 | - | 70 |
| 2 | Commercial | 1,324 | 1,469 | 1,469 | 1,427 | 1,427 | 42 | - |
| 3 | Industrial | 1 | 1 | 1 | 1 | 1 | - | - |
| 4 | Public | 38 | 40 | 40 | 40 | 40 | - | - |
| 5 | Miscellaneous | - | - | - | - | - | - | - |
| 6 | Availability Charge | 469 | 446 | - | - | - | 446 | - |
| 7 | Total Customers | 17,894 | 19,007 | 18,561 | 18,561 | 18,449 | 488 | 70 |

| | | | |
|-----------------------------|---------------|-----|--------|
| ADD | Limerick | Res | 4,882 |
| | | Com | 315 |
| | | Ind | - |
| ADD | East Bradford | Res | 1,213 |
| | | Com | 33 |
| | | Ind | 2 |
| ADD | Cheltenham | Res | 9648 |
| | | Com | 534 |
| | | Ind | 14 |
| | | Pub | 23 |
| Total Existing WW Customers | | | 35,225 |

| | |
|---|----------------------|
| Wastewater Settlement Revenues => Exhibit 1(b) from 2018/2019 APWW Rate Case => | \$ 17,920,976 |
| Add East Bradford WW | \$ 1,082,402 |
| Add Limerick WW | \$ 4,771,000 |
| Add Cheltenham WW | \$ 7,321,678 |
| Total Existing Revenues | <u>\$ 31,096,256</u> |

Docket No. R-2018-3003558

| | |
|--|-----------------------|
| Water Settlement Revenues => Exhibit 1(b) from 2018/2019 APWW Rate Case => | \$ 473,763,919 |
| Residential | \$ 307,623,471 |
| Commercial | \$ 111,880,600 |
| Industrial Revenues | \$ 16,482,317 |
| Total Existing Revenues (Res, Com, & Ind classes) | <u>\$ 435,986,388</u> |

AQUA PENNSYLVANIA, INC.

1-A(a) WATER AND 1-B(b) WASTEWATER REVENUE REQUIREMENT - SUMMARY

| | Total Company | Water Operations | Wastewater Operations |
|--------------------------------|-----------------------|-----------------------|-----------------------|
| Present Rate Revenue | \$ 444,858,981 | \$ 431,415,676 | \$ 13,443,305 |
| Additional Revenue Requirement | 47,002,319 | 35,263,332 | 11,738,987 |
| Act 11 Allocation (1) | - | 7,261,316 | (7,261,316) |
| Proposed Revenues | <u>\$ 491,861,300</u> | <u>\$ 473,940,324</u> | <u>\$ 17,920,976</u> |
| Rate Increase/(Decrease) - \$ | \$ 47,002,319 | \$ 42,524,648 | \$ 4,477,671 |
| Rate Increase/(Decrease) - % | 10.57% | 9.86% | 33.31% |

(1) **Notes:**
The allocation between wastewater operations and water operations is achieved by the proposed consolidation of water and wastewater revenue requirements to derive the water and wastewater rates proposed by the Company in this case.

Aqua Pennsylvania, Inc
Residential Average Monthly Bill Comparison - Wastewater
Docket Nos. A-2018-3004108, A-2018-3004109, R-2018-3003558 and R-2018-3003561

| | <u>Current Division</u> | <u>New Rate Zone</u> | <u>Avg Consumption</u> | <u>Present Rates</u> | <u>Settlement Rates</u> | <u>\$ Change</u> | <u>% Change</u> | <u>Metered Number of Bills</u> | <u>Metered & Unmetered Number of Bills</u> |
|---------------------------------|----------------------------------|----------------------|------------------------|----------------------|-------------------------|------------------|-----------------|------------------------------------|--|
| 1 | Bridlewood Division | 1 | 4,100 | 43.04 | 67.48 | 24.44 | 56.79% | 3,908 | 3,908 |
| 2 | CS Sewer Division (Masthope) | 6 | 1,300 | 28.99 | 40.94 | 11.95 | 41.22% | 15,517 | 15,578 |
| 3 | Deerfield Knoll Division | 3 | 3,000 | 57.87 | 71.50 | 13.63 | 23.55% | 1,426 | 1,426 |
| 4 | Eagle Rock Division | 1 | 1,900 | 39.67 | 45.44 | 5.77 | 14.54% | 11,704 | 11,716 |
| 5 | East Bradford Division | 5 | 5,400 | 106.43 | 125.84 | 19.41 | 18.24% | 972 | 972 |
| 6 | Laurel Lakes Division | 3 | 4,200 | 51.49 | 81.70 | 30.21 | 58.67% | 2,348 | 2,372 |
| 7 | Links at Gettysburg Division | 3 | 2,700 | 63.58 | 68.95 | 5.37 | 8.45% | 2,046 | 2,046 |
| 8 | Little Washington Division | 5 | 3,400 | 98.05 | 106.64 | 8.59 | 8.76% | 4,152 | 4,164 |
| 9 | Media Division | 1 | 4,200 | 42.19 | 62.92 | 20.73 | 49.13% | 20,733 | 20,773 |
| 10 | Newlin Green Division | 5* | 6,500 | 158.75 | 158.75 | 0.00 | 0.00% | 588 | 588 |
| 11 | Peddlers View Division | 4 | 4,100 | 78.44 | 100.95 | 22.51 | 28.70% | 2,564 | 2,564 |
| 12 | Penn Township Division | 1B | 3,400 | 40.70 | 55.00 | 14.30 | 35.14% | 3,148 | 3,148 |
| 13 | Plumsock Division | 5 | 5,300 | 107.12 | 124.88 | 17.76 | 16.58% | 456 | 456 |
| 14 | Rivercrest Division | 2 | 3,200 | 45.22 | 61.92 | 16.70 | 36.93% | 5,785 | 5,869 |
| 15 | Stony Creek Division | 3 | 2,500 | 54.86 | 67.25 | 12.39 | 22.58% | 2,558 | 2,558 |
| 16 | The Greens at Penn Oaks Division | 5 | 3,500 | 106.38 | 107.60 | 1.22 | 1.15% | 838 | 850 |
| 17 | Thornhurst Division | 3 | 2,600 | 52.36 | 68.10 | 15.74 | 30.06% | 3,538 | 3,538 |
| 18 | Treasure Lake Division | 1A | 3,000 | 40.52 | 49.90 | 9.38 | 23.15% | 25,259 | 25,590 |
| 19 | Twin Hills Division | 4 | 4,200 | 70.15 | 101.90 | 31.75 | 45.26% | 3,947 | 3,947 |
| 20 | White Haven Division | 2 | 2,900 | 47.07 | 59.49 | 12.42 | 26.39% | 5,568 | 5,736 |
| 21 | Willistown Woods Division | 3 | 3,100 | 54.92 | 72.35 | 17.43 | 31.74% | 8,888 | 8,888 |
| 22 | Woodloch Springs Division | 3 | 2,000 | 51.87 | 63.00 | 11.13 | 21.46% | 4,907 | 4,987 |
| 23 | Beech Mountain Lakes Division | 3 | Unmetered | 56.04 | 80.00 | 23.96 | 42.76% | | 11,234 |
| 24 | Bunker Hill Subdivision | 1A | Unmetered | 31.92 | 56.20 | 24.28 | 76.07% | | 790 |
| 25 | Emlenton Borough Division | 2 | Unmetered | 45.00 | 68.40 | 23.40 | 52.00% | | 4,416 |
| 26 | Honeycroft Village Division | 4 | Unmetered | 66.67 | 100.00 | 33.33 | 49.99% | | 1,250 |
| 27 | Lake Harmony Division | 4 | Unmetered | 65.63 | 100.00 | 34.37 | 52.37% | | 12,033 |
| 28 | New Daleville Division | 4 | Unmetered | 74.17 | 100.00 | 25.83 | 34.83% | | 1,272 |
| 29 | Pinecrest Division | 2 | Unmetered | \$44.28 | \$68.40 | \$24.12 | 54.48% | | 4,002 |
| 30 | Tobyhanna Township Division | 4 | Unmetered | 66.67 | 100.00 | 33.33 | 49.99% | | 6,453 |
| 31 | Sage Hill | 5* | Unmetered | 180.00 | 180.00 | 0.00 | 0.00% | | 251 |
| WEIGHTED AVERAGE Metered | | | 3,018 | | 62.09 | | | | |
| WEIGHTED AVERAGE ALL | | | | | 68.27 | | | | |


5* - Special Charges have been assigned to these divisions within Rate Zone 5.
All Residential Customers are charged a customer charge on an EDU basis with the exception of the Media and Treasure Lake Divisions, which are charged a customer charge based on the appropriate meter size of the applicable Rate Zone. Media and Treasure Lake rates above represent a 5/8" meter.

Pinecrest Division's Present Rate is based on the weighted average of the present rates of all customers both inside Pinecrest and outside Pinecrest.

Bridlewood Division's Average Consumption and Present Rate are based on the weighted average of both townhome and single family home customers.

As per the Asset Purchase Agreement, the Tobyhanna Division rate increase will not become effective until January 1, 2020.

Aqua Pennsylvania, Inc
Commercial Average Monthly Bill Comparison - Wastewater
Docket Nos. A-2018-3004108, A-2018-3004109, R-2018-3003558 and R-2018-3003561

| | <u>Current Division</u> | <u>New Rate Zone</u> | <u>Avg Consumption</u> | <u>Present Rates</u> | <u>Settlement Rates</u> | <u>\$ Change</u> | <u>% Change</u> | <u>Number of Bills</u> |
|--|----------------------------------|----------------------|------------------------|----------------------|-------------------------|------------------|-----------------|--|
| 1 | CS Sewer Division (Masthope) | 6 | 24,800 | 41.33 | 64.44 | 23.11 | 56% | 96 |
| 2 | Eagle Rock Division | 1 | 11,700 | 52.02 | 124.92 | 72.90 | 140% | 323 |
| 3 | Links at Gettysburg Division | 3 | 20,000 | 216.93 | 216.00 | -0.93 | 0% | 24 |
| 4 | Media Division | 1 | 15,700 | 111.87 | 150.32 | 38.45 | 34% | 3,388 |
| 5 | Penn Township Division | 1B | 88,800 | 873.10 | 955.50 | 82.40 | 9% | 507 |
| 6 | Rivercrest Division | 2 | 12,200 | 92.66 | 134.82 | 42.16 | 45% | 108 |
| 7 | The Greens at Penn Oaks Division | 5 | 78,400 | 798.26 | 1,122.64 | 324.38 | 41% | 12 |
| 8 | Tobyhanna Township Division | 4 | 9,600 | 86.00 | 153.20 | 67.20 | 78% | 1449 |
| 9 | Treasure Lake Division | 1A | 31,700 | 153.53 | 230.71 | 77.18 | 50% | 382 |
| 10 | Village at Valley Forge Division | 1A | 144,500 | 1,054.42 | 1,220.35 | 165.93 | 16% | 243 |
| 11 | White Haven Division | 2 | 5,700 | 50.60 | 82.17 | 31.57 | 62% | 463 |
| 12 | Willistown Woods Division | 3 | 3,200 | 55.23 | 73.20 | 17.97 | 33% | 1,428 |
| 13 | Woodloch Springs Division | 3 | 117,000 | 62.62 | 71.50 | 8.88 | 14% | 98 |
| 14 | Avon Grove School District | 5* | Unmetered | 6,625.00 | 8,281.25 | 1656.25 | 25% |  |
| 15 | Beech Mountain Lakes Division | 3 | Unmetered | 69.74 | 80.00 | 10.26 | 15% | |
| 16 | Bridlewood Division | 1 | Unmetered | 38.42 | 61.40 | 22.98 | 60% | |
| 17 | Emlenton Borough Division | 2 | Unmetered | 45.00 | 68.40 | 23.40 | 52% | |
| 18 | Honeycroft Rillage Division | 4 | Unmetered | 466.69 | 700.00 | 233.31 | 50% | |
| 19 | Lake Harmony Division | 4 | Unmetered | 65.63 | 100.00 | 34.37 | 52% | |
| 20 | Pinecrest Division | 2 | Unmetered | \$52.32 | \$68.40 | 16.08 | 31% | |
| WEIGHTED AVERAGE - METERED ONLY | | | 21,936 | | 214.73 | | | |

5* - Special Charges have been assigned to these Divisions within Rate Zone 5.

All Residential Customers are charged a customer charge on an EDU basis with the exception of the Media and Treasure Lake Divisions, which are charged a customer charge based on the appropriate meter size of the applicable Rate Zone. Media and Treasure Lake rates above represent a 5/8" meter.

Bridlewood Division's Present Rate and Settlement Rate are based on the weighted average of the EDU rate charged to the 2 commercial customers.

Woodloch Springs Division's Present Rate and Settlement Rate are based on the customer charge per EDU.

As per the Asset Purchase Agreement, the Tobyhanna Division rate increase will not become effective until January 1, 2020.

Aqua Pennsylvania, Inc
Industrial Average Monthly Bill Comparison - Wastewater
Docket Nos. A-2018-3004108, A-2018-3004109, R-2018-3003558 and R-2018-3003561

| | <u>Current Division</u> | <u>New Rate Zone</u> | <u>Meter Size</u> | <u>Avg Consumption</u> | <u>Present Rates</u> | <u>Settlement Rates</u> | <u>\$ Change</u> | <u>% Change</u> |
|---|-------------------------|----------------------|-------------------|------------------------|----------------------|-------------------------|------------------|-----------------|
| 7 | Media Division | 1 | 5/8" | 3,200 | 36.13 | 55.32 | 19.19 | 53% |

Aqua Pennsylvania, Inc
Residential Average Monthly Bill Comparison - Water
Docket Nos. A-2018-3004108, A-2018-3004109, R-2018-3003558 and R-2018-3003561

| | <u>Current Division</u> | <u>New Rate Zone</u> | <u>Present Rates*</u> | <u>Settlement Rates*</u> | <u>\$ Change</u> | <u>% Change</u> | <u>Number of Bills</u> | <u>Consumption</u> | <u>Average Gallons</u> |
|-------------------------|--|----------------------|-----------------------|--------------------------|------------------|-----------------|------------------------|--------------------|------------------------|
| 1 | Main Division Eagle Rock, Fawn Lake, Tanglewood, Thornhurst, Woodledge Village, Western & Pinecrest Divisions | 1 | \$59.85 | \$65.52 | \$5.67 | 9.47% | 4,173,338 | 172,154,838 | 4,125 |
| 2 | | 3 | 59.85 | 65.52 | 5.67 | 9.47% | 36,516 | 737,618 | 2,020 |
| 3 | Bensalem Division | 1 | 55.80 | 65.52 | 9.72 | 17.42% | 179,147 | 7,534,487 | 4,206 |
| 4 | Chalfont Division | 2 | 47.27 | 65.52 | 18.25 | 38.61% | 25,821 | 1,021,170 | 3,955 |
| 5 | Oakland Beach/Lakeside Acres Division | 3 | 57.04 | 65.52 | 8.48 | 14.87% | 11,344 | 261,978 | 2,309 |
| 6 | CS Water Division (Masthope) | 3 | 49.36 | 65.52 | 16.16 | 32.74% | 15,615 | 204,095 | 1,307 |
| 7 | Country Club Gardens Division | 1 | 40.29 | 52.98 | 12.69 | 31.50% | 4,979 | 223,135 | 4,482 |
| 8 | Clarendon Water Division | 1 | 51.05 | 65.52 | 14.47 | 28.34% | 3,407 | 109,345 | 3,210 |
| 9 | Kratzerville Division | 1 | 52.29 | 65.52 | 13.23 | 25.30% | 1,727 | 58,671 | 3,398 |
| 10 | Honesdale Division | 1 | 52.20 | 65.52 | 13.32 | 25.52% | 17,272 | 632,741 | 3,663 |
| 11 | Sand Springs Division | 1 | 40.73 | 52.98 | 12.25 | 30.08% | 5,023 | 168,199 | 3,349 |
| 12 | Mifflin Township Division | 1 | 37.11 | 50.64 | 13.53 | 36.46% | 5,606 | 176,827 | 3,154 |
| 13 | Beech Mountain Lakes Division | 1 | 21.45 | 31.73 | 10.28 | 47.93% | 11,187 | 369,388 | 3,302 |
| 14 | Treasure Lake Division | 2 | 27.20 | 40.15 | 12.95 | 47.61% | 25,311 | 765,777 | 3,026 |
| 15 | Concord Park Division | 2 | 30.88 | 43.91 | 13.03 | 42.20% | 1,980 | 77,030 | 3,890 |
| 16 | Bristol Township Water System Division | 1 | 24.24 | 38.40 | 14.16 | 58.42% | 5,089 | 226,795 | 4,457 |
| 17 | Mt Jewett Borough Division | 1 | 45.95 | 65.52 | 19.57 | 42.59% | 4,832 | 155,007 | 3,208 |
| 18 | Bunker Hill Subdivision | Bunker Hill | 12.88 | 26.36 | 13.48 | 104.66% | 779 | 31,897 | 4,097 |
| 19 | Robin Hood Lakes Division | 1 | 40.16 | 53.09 | 12.93 | 32.20% | 2,397 | 67,756 | 2,826 |
| 20 | East Cameron Division | 1 | 57.02 | 65.52 | 8.50 | 14.91% | 609 | 12,076 | 1,982 |
| 21 | Sun Valley Division** | Sun Valley | 15.00 | 19.50 | 4.50 | 30.00% | | | |
| 22 | Superior Water Company | 2 | 57.02 | 65.52 | 8.50 | 14.91% | 47,018 | 2,045,060 | 4,350 |
| WEIGHTED AVERAGE | | | | 65.20 | | | | | 4,080 |

*Residential water rates are based on 5/8" meter and an average consumption of 4,080 gallons per month for all divisions.

**Sun Valley customers are flat rate, unmetered customers.

Aqua Pennsylvania, Inc
Commercial Average Monthly Bill Comparison - Water
Docket Nos. A-2018-3004108, A-2018-3004109, R-2018-3003558 and R-2018-3003561

| | <u>Current Division</u> | <u>New Rate Zone</u> | <u>Meter Size</u> | <u>Avg Consumption</u> | <u>Present Rates</u> | <u>Settlement Rates</u> | <u>\$ Change</u> | <u>% Change</u> | <u>Number of Bills</u> |
|----|---|----------------------|-------------------|------------------------|----------------------|-------------------------|------------------|-----------------|------------------------|
| 1 | Main Division Eagle Rock, Fawn Lake, Tanglewood, Thornhurst, Woodledge Village, Western | 1 | 5/8" | 37,800 | \$380.00 | \$419.63 | \$39.63 | 10.43% | 236,233 |
| 2 | & Pinecrest Divisions | 3 | 5/8" | 13,800 | 171.34 | 186.73 | 15.39 | 8.98% | 665 |
| 3 | Bensalem Division | 1 | 5/8" | 50,700 | 468.54 | 531.51 | 62.97 | 13.44% | 15,289 |
| 4 | Chalfont Division | 2 | 5/8" | 7,100 | 70.32 | 102.49 | 32.17 | 45.75% | 1,678 |
| 5 | Oakland Beach/Lakeside Acres Division | 3 | 5/8" | 5,500 | 84.39 | 93.45 | 9.06 | 10.74% | 381 |
| 6 | CS Water Division (Masthope) | 3 | 5/8" | 42,300 | 426.00 | 468.66 | 42.66 | 10.01% | 57 |
| 7 | Country Club Gardens Division | 1 | 5/8" | 33,900 | 271.22 | 333.27 | 62.05 | 22.88% | 11 |
| 8 | Clarendon Water Division | 1 | 5/8" | 9,900 | 93.91 | 135.81 | 41.90 | 44.62% | 252 |
| 9 | Kratzerville Division | 1 | 5/8" | 7,600 | 82.56 | 108.44 | 25.88 | 31.35% | 23 |
| 10 | Honesdale Division | 1 | 5/8" | 12,600 | 133.84 | 164.18 | 30.34 | 22.67% | 3,789 |
| 11 | Sand Springs Division | 1 | 2" | 40,800 | 309.80 | 523.34 | 213.54 | 68.93% | 12 |
| 12 | Mifflin Township Division | 1 | 5/8" | 19,600 | 112.70 | 174.80 | 62.10 | 55.10% | 369 |
| 13 | Beech Mountain Lakes Division | 1 | 5/8" | 23,000 | 51.34 | 95.40 | 44.06 | 85.82% | 60 |
| 14 | Treasure Lake Division | 2 | 5/8" | 30,800 | 121.26 | 185.24 | 63.98 | 52.76% | 393 |
| 15 | Concord Park Division | 2 | 4" | 487,300 | 2,226.92 | 3,381.86 | 1,154.94 | 51.86% | 12 |
| 16 | Bristol Township Water System Division | 1 | 5/8" | 14,800 | 116.15 | 146.76 | 30.61 | 26.35% | 1,785 |
| 17 | Mt Jewett Borough Division | 1 | 5/8" | 2,200 | 33.07 | 44.18 | 11.11 | 33.60% | 444 |
| 20 | East Cameron Division | 1 | 3/4" | 300 | 50.00 | 34.04 | (15.96) | -31.92% | 28 |
| 22 | Superior Water Company | 2 | 5/8" | 8,400 | 99.18 | 117.96 | 18.78 | 18.94% | 1,077 |
| | WEIGHTED AVERAGE | | | 37,047 | | 409.72 | | | |

Aqua Pennsylvania, Inc
Industrial Average Monthly Bill Comparison - Water
Docket Nos. A-2018-3004108, A-2018-3004109, R-2018-3003558 and R-2018-3003561

| | <u>Current Division</u> | <u>New Rate Zone</u> | <u>Meter Size</u> | <u>Avg Consumption</u> | <u>Present Rates</u> | <u>Settlement Rates</u> | <u>\$ Change</u> | <u>% Change</u> | <u>Number of Bills</u> |
|----|---------------------------------------|----------------------|-------------------|------------------------|----------------------|-------------------------|------------------|-----------------|------------------------|
| 1 | Main Division | 1 | 5/8" | 231,500 | \$1,897.56 | \$2,099.59 | \$202.03 | 10.65% | 8,254 |
| 3 | Bensalem Division | 1 | 1" | 53,500 | 523.48 | 590.30 | 66.82 | 12.76% | 853 |
| 4 | Chalfont Division | 2 | 2" | 37,000 | 358.73 | 484.19 | 125.46 | 34.97% | 57 |
| 5 | Oakland Beach/Lakeside Acres Division | 3 | 5/8" | 76,500 | 691.26 | 765.28 | 74.02 | 10.71% | 12 |
| 10 | Honesdale Division | 1 | 5/8" | 23,200 | 222.27 | 275.01 | 52.74 | 23.73% | 72 |
| 17 | Mt Jewett Borough Division | 1 | 1" | 600 | 22.11 | 59.64 | 37.53 | 169.74% | 24 |
| | WEIGHTED AVERAGE | | | 211,513 | | 1,930 | | | |

VERIFICATION

I, William C. Packer, Vice President - Controller of Aqua Pennsylvania, Inc., hereby state that the facts set forth in the foregoing letter of Counsel of Aqua Pennsylvania Wastewater, Inc., dated June 8, 2020, addressing information requests of the Bureau of Technical Utility Services in the matter at PaPUC Docket No. A-2019-3015173, are true and correct to the best of my knowledge, information and belief and that I expect to be able to prove the same at a hearing held in this matter. I understand that the statements herein are made subject to the penalties of 18 Pa. C.S. § 4904 (relating to unsworn falsification to authorities).

William C. Packer

William C. Packer
Vice President – Controller
Aqua Pennsylvania, Inc.

Dated: June 8, 2020

CERTIFICATE OF SERVICE

I hereby certify that I have this 8th day of June, 2020, served a true and correct copy of the foregoing Letter and Additional Information, including Confidential Information, upon the persons and in the manner set forth below:


VIA ELECTRONIC MAIL

Sean Donnelly, P.E., Supervisor
Water/Wastewater Section
Bureau of Technical Utility Services
Pennsylvania Public Utility Commission
sdonnelly@pa.gov


Christine Maloni Hoover
Erin L. Gannon
Senior Assistant Consumer Advocates
Harrison G. Breitman
Santo G. Spataro
Assistant Consumer Advocates
choover@paoca.org
egannon@paoca.org
hbreitman@paoca.org
sspataro@paoca.org

Erin L. Fure
Daniel A. Asmus
Assistant Small Business Advocates
Office of Small Business Advocate
efure@pa.gov
dasmus@pa.gov

Gina L. Miller, Prosecutor
Erika L. McLain, Prosecutor
Bureau of Investigation and Enforcement
Pennsylvania Public Utility Commission
ginmiller@pa.gov
ermclain@pa.gov



Thomas T. Niesen
PA Attorney ID No. 31379



PENNSYLVANIA PUBLIC UTILITY COMMISSION

CONSUMER INFO UTILITY & INDUSTRY FILING & RESOURCES ABOUT PUC CONTACT US

[Log Off eFiling](#) | [Contact Us](#) | [Search](#)

- [My Filings](#)
- [New Filing](#)
- [Modify Account](#)
- [POR Search](#)
- [eService Directory](#)
- [Subscriptions](#)
- [Technical Assistance](#)
- [eFiling FAQs](#)
- [Log Off](#)

eFiling Successfully Transmitted

Your filing has been electronically received. Upon review of the filing for conformity with the Commission's filing requirements, a notice will be issued acknowledging acceptance or rejection (with reason) of the filing. The matter will receive the attention of the Commission and you will be advised if any further action is required on your part.

The date filed on will be the current day if the filing occurs on a business day before or at 4:30 p.m. (EST). It will be the next business day if the filing occurs after 4:30 p.m. (EST) or on weekends or holidays.

Print this page for your records.



| eFiling Confirmation | |
|------------------------------|--|
| Docket Number: | A-2019-3015173 |
| Description: | Application of Aqua Pennsylvania Wastewater, Inc. -- DELCORA |
| Transmission Date: | 6/8/2020 3:49:37 PM |
| Filed On: | 6/8/2020 3:49:37 PM |
| eFiling Confirmation Number: | 1884248 |

Uploaded File List

| File Name | Document Class | Document Type |
|--|----------------|-----------------------|
| Letter Addressing TUS Deficiency List - June 8, 2020.pdf | Communication | Reply to Data Request |

For filings exceeding 250 pages, the PUC is requiring that filers submit one paper copy to the Secretary's Bureau within three business days of submitting the electronic filing online. Please mail the paper copy along with copy of this confirmation page to Secretary, Pennsylvania Public Utility Commission, 400 North Street, Harrisburg, PA 17120 a copy of the filing confirmation page or reference the filing confirmation number on the first page of the paper copy.

No paper submission is necessary for filings under 250 pages.

You can view a record of this filing and previous filings you have submitted to the PUC by clicking the My Filings link in the left navigation menu.

Customer Hotline 1-800-692-7380 | [PUC Webmaster](#) | [Privacy Policy](#)

© PUC All Rights Reserved

[Logout](#)