



Pennsylvania Public Utility Commission

RATE COMPARISON REPORT

April 15, 2026

Prepared By:

Bureau of Technical Utility Services



Pennsylvania Public Utility Commission
Rate Comparison Report
April 15, 2026

Prepared by:
Bureau of Technical Utility Services

The Honorable Josh Shapiro
Governor of Pennsylvania

The Honorable Austin Davis
Lieutenant Governor of Pennsylvania

Members of the General Assembly,

I am pleased to submit for your review the Commission's Rate Comparison Report for 2026.

Act 201, signed into law on Nov. 30, 2004, added Section 308.1(b) to the Public Utility Code, 66 Pa. C.S. § 308. Section 308.1(b) requires the Public Utility Commission (PUC) to file an annual Rate Comparison Report (Report) with the Governor and the General Assembly on April 15 every year. The Report compares all categories of ratepayers for all electric and gas public utilities so that a reasonably accurate comparison of rates can be made between similar ratepayers receiving services in different service areas of the Commonwealth.

The first section of the Report provides information on the average residential usage and bill amounts for select utilities. The second and third sections provide more detailed information on electric and gas service, respectively, with comparison tables and graphs of all regulated Electric Distribution Companies (EDCs) and Natural Gas Distribution Companies (NGDCs), followed by individual company information.

Sincerely,

A handwritten signature in blue ink, appearing to read "Stephen M. DeFrank". The signature is fluid and cursive, with a long horizontal flourish extending to the right.

Stephen M. DeFrank
Chairman, Pennsylvania Public Utility Commission

Table of Contents

Introduction	4
Section 1: Average Residential Usage and Bill	6
Section 2: Electric Utilities	7
Electric Utilities Comparison	8
Electric Utilities Bill Comparison Graphs	9
Citizens' Electric Co.	11
Duquesne Light Co.	12
FirstEnergy Pennsylvania Electric Co. – Met-Ed Rate District	13
FirstEnergy Pennsylvania Electric Co. – Penelec Rate District	14
FirstEnergy Pennsylvania Electric Co. – Penn Power Rate District	15
FirstEnergy Pennsylvania Electric Co. – West Penn Rate District	16
PECO Energy Co.	17
Pike County Light & Power Co.	18
PPL Electric Utilities Corp.	19
UGI Utilities Inc. – Electric Division	20
Wellsboro Electric Co.	21
Section 3: Gas Utilities	22
Large Gas Utilities Comparison	23
Small Gas Utilities Comparison	24
Large Gas Utilities Bill Comparison Graphs	25
Andreassi Gas Co.	27
Chartiers Natural Gas Co. Inc.	28
Columbia Gas of Pennsylvania Inc.	29
Herman Oil & Gas Co. Inc.	30
Kaib & Kaib Gas Co.	31
L&J Gas Co.	32
Larkin Oil & Gas Co.	33
Leatherstocking Gas Co. LLC	34
National Fuel Gas Distribution Corp.	35
North East Heat & Light Co.	36
PECO Energy Co.	37

Peoples Natural Gas Co. LLC	38
Philadelphia Gas Works	39
Pike County Light & Power Co.	40
Pine-Roe Natural Gas Co. Inc.	41
Riemer Natural Gas LLC	42
SAR Gas Co.	43
Sigel Gas Co.	44
UGI Utilities Inc. – Gas Division	45
Valley Energy Inc.	46
Wally Gas Co.	47

Introduction

To achieve an accurate comparison, the Commission established ratepayer categories and monthly usage parameters. These usage parameters include a demand component where applicable. The Commission also established that the rates used would be as of Jan. 31, 2026, and based on the default service price. All prices are for ratepayers who are not currently purchasing their electric or gas generation from competitive suppliers (non-shoppers) and reflect a monthly bill at the given usage parameters. The ratepayer classifications and usage assumptions are detailed below.

<u>Ratepayer Classification</u>	<u>Electric Usage*</u>	<u>Gas Usage</u>
1. Residential	500 kWh	2 Mcf/month
2. Residential Heating	2,000 kWh	15 Mcf/month
3. Small Commercial	5 KW demand 1,000 kWh	150 Mcf/year
4. Medium Commercial	25 KW demand 10,000 kWh	500 Mcf/year
5. Large Commercial	500 KW demand 200,000 kWh	9,000 Mcf/year
6. Industrial	1,000 KW demand 400,000 kWh	>9,000 Mcf/year
7. Public Street Lighting (LED service)	50 watts	N/A

kWh = Kilowatt hour, a standard measure of electricity usage calculated by multiplying total wattage by hours of use divided by 1,000, e.g. one 100-watt bulb will use 24 kWh in one month (30 days) if used eight hours a day [(100*240)/1,000 = 24 kWh].

KW = Kilowatt (1000 watts), used as a demand measure for larger users of electricity. Essentially, it is a measure of the electrical capacity required by the customer at any instantaneous moment.

Mcf = 1,000 cubic feet of gas, a standard measure of gas usage. It is the measure of the flow of cubic feet of gas through the meter.

Street lighting is determined as the cost of running one 50-watt light for a month.

*These usage parameters are static figures implemented by the Commission that have been in use since the inception of the Report in order to facilitate an apples-to-apples comparison of rates and bill amounts across all utilities for all years. They do not represent a utility's average customer usage. If a reader desires such information, they should view the Average Residential Usage and Bill tables found in Section 1 of the Report.

The Commission reached out to every regulated electric and gas utility seeking the information necessary to complete this report. The Commission is grateful for the timely responses of the utility companies.

Section 1 includes tables displaying the average monthly residential usage and bill amounts for all EDCs and large NGDCs. The sections that follow present the rate tables for each utility, so an accurate comparison between utilities can be made. Section 2 begins with a comparison table and graphs that include all of the electric utilities, after which it presents each of the electric utilities, in alphabetical order, with their individual rate tables and a brief description of the utility, the applicable tariff number, and any unique company-specific information that is relevant to the rate information provided. It also includes a summary of competitive supplier activity in each of the utility territories. Section 3 contains the same information in the same format as Section 2, but for the gas utilities. The only exception is the beginning comparison tables, which are divided between the 1307(f)¹ and Gas Cost Rate (GCR)² gas utilities.

The comparison tables in the beginning of each section show the total charges for each rate classification between all of the electric and gas utilities. The individual company rate tables detail the separate pieces that make up the total charges for each rate classification. While the beginning tables of each section present the easiest measure of comparison for rates, the Commission encourages readers of this Report to examine the full contents of Sections 2 and 3 to understand the components that make up the rates for any company, as well as any unique situations that may affect the company's rates.

The Electric and Natural Gas Choice and Competition Acts, of 1997 and 1999 respectively, provided a framework that allowed retail customers to have direct access to competitive suppliers of electricity and gas. The laws – which apply to all EDCs in the Commonwealth and only those NGDCs with annual revenues greater than \$6 million or smaller NGDCs who voluntarily petition the Commission to be an active participant – allow customers to purchase energy from competitive suppliers, while still having their electricity or gas delivered by their regulated distribution utility. For detailed information about competitive supplier offerings, visit www.PAPowerSwitch.com (electric) and www.PAGasSwitch.com (gas).³

¹ Gas utilities with more than \$40 million in revenues and subject to rate filings under Section 1307(f) of the Public Utility Code, 66 Pa. C.S. § 1307(f).

² Gas utilities with revenues less than \$40 million that file annual GCR adjustments in accordance with 66 Pa. C.S. § 1307(e) and 52 Pa. Code § 53.66.

³ Data contained in this report on the number of EGS/NGS offers being made is taken from these websites.

Section 1: Average Residential Usage and Bill

This section contains tables displaying the 2025 average monthly residential usage and corresponding bill amount for all eleven EDCs and the six large NGDCs. Please see Sections 2 and 3 of this Report for a detailed comparison of the rates of all regulated electric and gas utilities across the state on a fixed usage basis.

Electric

EDCs	Avg. Monthly Usage (kWh)	Avg. Monthly Bill (\$)
Citizens' Electric Co.	967	122.74
Duquesne Light Co.	599	155.75
FirstEnergy Pennsylvania Electric Co. – Met-Ed	930	194.71
FirstEnergy Pennsylvania Electric Co. – Penelec	725	167.24
FirstEnergy Pennsylvania Electric Co. – Penn Power	930	195.32
FirstEnergy Pennsylvania Electric Co. – West Penn	946	172.45
PECO Energy Co.	708	150.34
Pike County Light & Power Co.	683	160.51
PPL Electric Utilities Corp.	941	186.88
UGI Utilities Inc. – Electric Division	925	183.79
Wellsboro Electric Co.	723	144.33

Natural Gas

Large NGDCs	Avg. Monthly Usage (Mcf)	Avg. Monthly Bill (\$)
Columbia Gas of Pennsylvania Inc.	7	155.13
National Fuel Gas Distribution Corp.	8	85.77
PECO Energy Co.	7	108.08
Peoples Natural Gas Co. LLC	7.1	105.32
Philadelphia Gas Works	5.5	118.52
UGI Utilities Inc. – Gas Division	7.3	118.41

Section 2: Electric Utilities

Abbreviations Used in the Tables

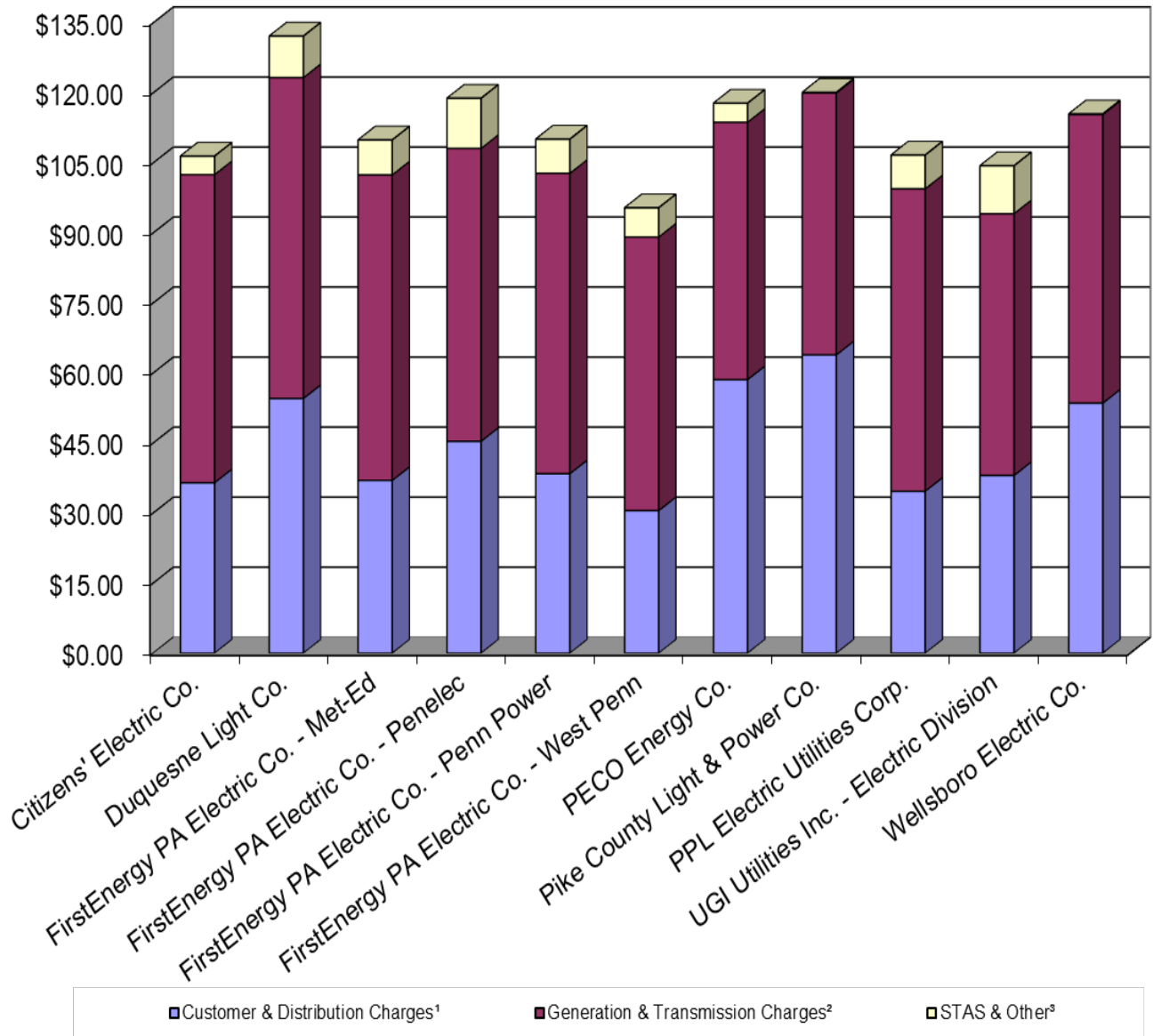
- **kWh** – Kilowatt Hour – Standard unit of energy equivalent to one kilowatt of power sustained for one hour, calculated by multiplying total wattage by hours of use and then dividing by 1,000. For example, one 100-watt bulb used eight hours a day for 30 days (240 total hours) will use 24 kWh $[(100 \times 240) / 1,000 = 24 \text{ kWh}]$.
- **KW** – Kilowatt – Standard unit of electric power equivalent to 1,000 watts, used as a demand measure for larger users of electricity. Essentially, it is a measure of the electrical capacity required by the customer at any instantaneous moment.
- **STAS** – State Tax Adjustment Surcharge – Surcharge implemented under the State Tax Adjustment Procedure Order of the Commission dated March 10, 1970, as amended, which permits utilities to recover portions of the Corporate Net Income Tax, Gross Receipts Tax, and the Public Utility Realty Tax through a surcharge on rates charged to customers.
- **DSIC** – Distribution System Improvement Charge – Charge imposed by a utility to recover the reasonable and prudent costs incurred to repair, improve or replace eligible property that is part of the utility's distribution system.
- **EE&C** – Energy Efficiency & Conservation – Charge to fund the energy efficiency and conservation measures associated with the implementation of Act 129 of 2008, as outlined in Chapter 28 of the Public Utility Code, 66 Pa. C.S. § 2806.1.

Electric Utilities Monthly Bill Comparison

Electric Utilities Comparison											
Rate Classification	Citizens' Electric Co.	Duquesne Light Co.	FirstEnergy PA Electric - Met-Ed	FirstEnergy PA Electric - Penelec	FirstEnergy PA Electric - Penn Power	FirstEnergy PA Electric - West Penn	PECO Energy Co.	Pike County Light & Power Co.	PPL Electric Utilities Corp.	UGI Utilities Inc.	Wellsboro Electric Co.
Residential											
using 500 kWh	\$106.46	\$132.17	\$109.93	\$118.85	\$110.11	\$95.40	\$117.79	\$120.12	\$106.70	\$104.39	\$115.50
Residential Heating											
using 2,000 kWh	\$380.82	\$451.50	\$405.74	\$441.45	\$407.35	\$354.56	\$390.17	\$451.96	\$378.73	\$384.67	\$405.19
Small Commercial (5KW Demand)											
using 1,000 kWh	\$186.72	\$201.00	\$207.01	\$191.40	\$217.85	\$175.78	\$193.08	\$225.25	\$177.81	\$188.25	\$238.16
Medium Commercial (25KW Demand)											
using 10,000 kWh	\$1,609.91	\$1,509.61	\$1,508.84	\$1,499.82	\$1,532.22	\$1,325.90	\$1,323.51	\$2,061.18	\$1,463.65	\$1,484.44	\$1,778.88
Large Commercial (500KW Demand)											
using 200,000 kWh	\$31,755.61	\$23,483.57	\$22,944.23	\$17,145.37	\$16,056.75	\$21,530.86	\$20,079.68	\$33,011.26	\$21,839.83	\$20,790.95	\$34,968.39
Industrial (1000KW Demand)											
using 400,000 kWh	\$63,410.95	\$45,367.94	\$43,688.29	\$29,160.64	\$30,520.37	\$38,540.33	\$39,787.83	\$65,848.08	\$43,305.46	\$41,412.02	\$65,894.17
Public Street (50 Watt LED service)											
	\$17.86	\$15.16	\$12.83	\$11.61	\$11.39	\$11.10	\$49.21	\$40.93	\$15.86	\$13.60	\$7.57

Electric Utilities Residential Monthly Bill Comparison

Electric Utilities: Residential 500 kWh Total Monthly Bill Calculation as of Jan. 31, 2026



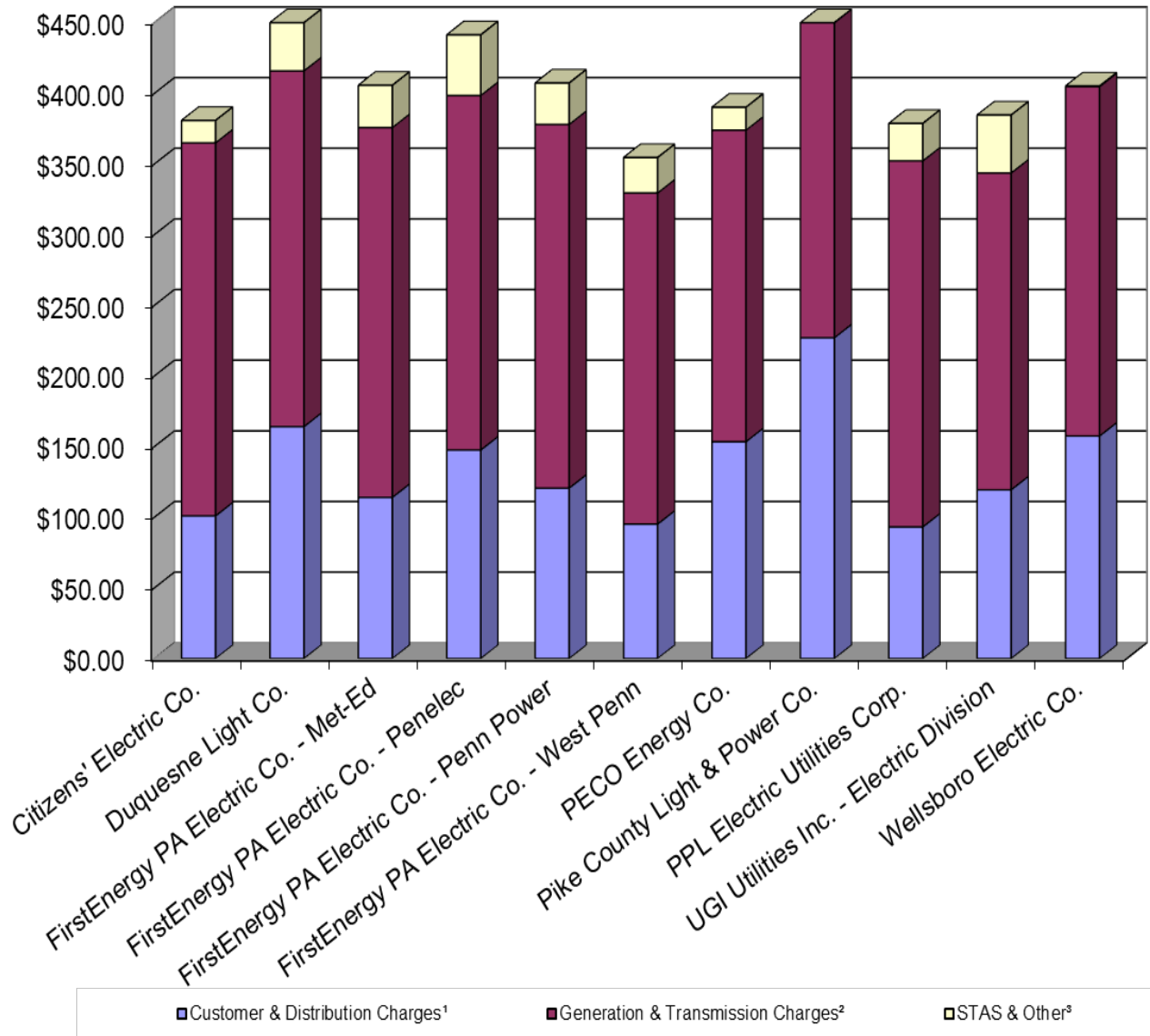
¹Also includes Smart Meter Charges, Demand Charges, and DSIC.

²Also includes Default Service Support Rider.

³Other charges may include any of the following: Universal Service Charges, Education Charges, Systems Benefits Charges, Gross Receipts Tax, Federal Tax Cuts and Jobs Act Charges, EE&C Charges, or any other surcharge or rider unique to a specific utility. Please see each utility's individual chart for a breakdown of what charges can be found on its bill.

Electric Utilities Residential Monthly Bill Comparison

Electric Utilities: Residential Heating 2,000 kWh Total Monthly Bill Calculation as of Jan. 31, 2026



¹Also includes Smart Meter Charges, Demand Charges, and DSIC.

²Also includes Default Service Support Rider.

³Other charges may include any of the following: Universal Service Charges, Education Charges, Systems Benefits Charges, Gross Receipts Tax, Federal Tax Cuts and Jobs Act Charges, EE&C Charges, or any other surcharge or rider unique to a specific utility. Please see each utility's individual chart for a breakdown of what charges can be found on its bill.

Citizens' Electric Co.

Citizens' Electric Co. (Citizens') serves approximately 6,000 residential, 1,100 commercial and 40 industrial customers. Citizens' service territory consists of Lewisburg Borough and the townships of Buffalo, East Buffalo and Kelly in Union County. The company operates under the terms of Electric Tariff Pa. P.U.C. No. 14. With a service area of 55 square miles, Citizens' is one of the smallest electric companies included in this rate comparison, both in area and in number of customers. Citizens' is a subsidiary of C&T Enterprises Inc. (C&T), a holding company owned by the Claverack and Tri-County Rural Electric Cooperatives for their for-profit enterprises. C&T also owns the Pennsylvania utilities Valley Energy Inc. (gas) and Wellsboro Electric Co. By Order entered Jan. 15, 2026, the Commission approved a settlement allowing for a base rate increase of approximately \$1.4 million for Citizens'.

Utility: Citizens' Electric Co.									
Default Rate Schedule for Electric Service in the Commonwealth of Pennsylvania									
Rates for Default Service									
Rate Classification	Customer Charge	Distribution Charges	Generation Charges*	Transmission Charges	DSIC	EE&C Charges	GRT**	STAS	TOTAL
Residential using 500 kWh	\$15.00	\$21.50	\$66.00				\$3.89	\$0.07	\$106.46
Residential Heating using 2,000 kWh	\$15.00	\$85.98	\$264.00				\$15.58	\$0.26	\$380.82
Small Commercial (5KW Demand) using 1,000 kWh	\$18.00	\$28.80	\$132.00				\$7.79	\$0.13	\$186.72
Medium Commercial (25KW Demand) using 10,000 kWh	\$18.00	\$193.00	\$1,320.00				\$77.88	\$1.03	\$1,609.91
Large Commercial (500KW Demand) using 200,000 kWh	\$100.00	\$3,676.65	\$26,400.00				\$1,557.59	\$21.37	\$31,755.61
Industrial (1000KW Demand) using 400,000 kWh	\$100.00	\$7,353.30	\$52,800.00				\$3,115.19	\$42.46	\$63,410.95
Public Street (50 Watt LED service)		\$15.78	\$2.08						\$17.86
Notes:	*Transmission is bundled in generation rates. **Gross Receipt Tax - 1.0626990								

Shopping Update: As of March 2026, no EGSs were making offers to Citizens' customers. However, 61 customers (0.8% of customers; 16.0% of the load) were using a competitive supplier. Information, including Citizens' price to compare and competitive offers, is available at www.PAPowerSwitch.com.

Duquesne Light Co.

Duquesne Light Co. (Duquesne), a subsidiary of Duquesne Light Holdings, serves about 550,000 residential, 61,400 commercial and 1,000 industrial customers. Duquesne's service territory consists of parts of Allegheny, Beaver, Butler, Washington and Westmoreland counties in western Pennsylvania. Duquesne operates under the terms of Electric Tariff Pa. P.U.C. No. 25.

Utility:		Duquesne Light Co.							
Default Rate Schedule for Electric Service in the Commonwealth of Pennsylvania									
Rates for Default Service									
Rate Classification	Customer Charge	Distribution Charges	Generation Charges*	Transmission Charges	DSIC	EE&C Charges	Universal Service	STAS	TOTAL
Residential									
using 500 kWh	\$13.00	\$41.24	\$55.14	\$13.59	\$0.31	\$0.95	\$8.00	(\$0.06)	\$132.17
Residential Heating									
using 2,000 kWh	\$13.00	\$150.18	\$220.55	\$31.21	\$0.97	\$3.80	\$31.98	(\$0.19)	\$451.50
Small Commercial (5KW Demand)									
using 1,000 kWh	\$67.00	\$17.56	\$97.02	\$19.69	\$0.41	(\$0.60)		(\$0.08)	\$201.00
Medium Commercial (25KW Demand)									
using 10,000 kWh	\$81.00	\$307.33	\$969.38	\$156.40	\$1.87	(\$6.00)		(\$0.37)	\$1,509.61
Large Commercial (500KW Demand)									
using 200,000 kWh		\$6,303.00	\$13,386.69	\$3,063.16	\$34.33	\$703.18		(\$6.79)	\$23,483.57
Industrial (1000KW Demand)									
using 400,000 kWh		\$12,123.00	\$26,773.38	\$6,126.32	\$60.86	\$296.41		(\$12.03)	\$45,367.94
Public Street (50 Watt LED service)									
		\$14.17	\$0.89	\$0.04	\$0.07			(\$0.01)	\$15.16
Notes:	*All customers with a peak demand greater than or equal to 200 KW on average are enrolled in an hourly price plan for the generation component of their bill. The generation rate used for this report was a calculated average based on historic hourly price service data throughout the past year.								

Shopping Update: As of March 2026, 141 EGS offers were being made to Duquesne's customers. Furthermore, 136,884 customers (22.2% of customers; 60.1% of the load) were using a competitive supplier. Information, including Duquesne's price to compare and competitive offers, is available at www.PAPowerSwitch.com.

FirstEnergy Pennsylvania Electric Co. – Met-Ed Rate District

FirstEnergy Pennsylvania Electric Co. (FirstEnergy) serves about 1.8 million residential, 279,000 commercial and 3,400 industrial customers in all but 11 of Pennsylvania’s 67 counties. FirstEnergy’s Met-Ed Rate District (Met-Ed) serves approximately 590,000 of those customers. Met-Ed’s service area is roughly 3,300 square miles, and consists of parts of the Easton, Lebanon and Reading areas in eastern Pennsylvania and the York area in southcentral Pennsylvania. FirstEnergy operates under the terms of Electric Tariff Pa. P.U.C. No. 1. FirstEnergy is a subsidiary of FirstEnergy Corp., headquartered in Akron, Ohio, which is one of the country’s largest investor-owned electric systems serving more than six million customers through its electric distribution companies in Maryland, New Jersey, New York, Ohio, Pennsylvania, and West Virginia.

Utility: FirstEnergy Pennsylvania Electric Company - Met-Ed Rate District										
Default Rate Schedule for Electric Service in the Commonwealth of Pennsylvania										
Rates for Default Service										
Rate Classification	Customer Charge	Distribution Charges	Generation Charges	DSSR**	EE&C Charges	Smart Meter Charge	Universal Service	LEDC***	STAS	TOTAL
Residential										
using 500 kWh	\$11.25	\$25.69	\$64.83	\$0.61	\$1.05	\$0.06	\$6.42	\$0.04	(\$0.02)	\$109.93
Residential Heating										
using 2,000 kWh	\$11.25	\$102.76	\$259.30	\$2.45	\$4.20	\$0.06	\$25.66	\$0.14	(\$0.08)	\$405.74
Small Commercial (5KW Demand)										
using 1,000 kWh	\$23.78	\$50.92	\$129.31	(\$0.18)	\$3.22	(\$0.04)		\$0.04	(\$0.04)	\$207.01
Medium Commercial (25KW Demand)										
using 10,000 kWh	\$46.50	\$140.14	\$1,293.10	(\$3.16)	\$32.20	(\$0.04)		\$0.40	(\$0.30)	\$1,508.84
Large Commercial* (500KW Demand)										
using 200,000 kWh	\$295.31	\$2,271.79	\$19,924.00	(\$133.37)	\$575.00	\$1.09		\$15.00	(\$4.59)	\$22,944.23
Industrial* (1000KW Demand)										
using 400,000 kWh	\$1,029.09	\$3,213.59	\$38,540.00	(\$266.74)	\$1,150.00	\$1.09		\$30.00	(\$8.74)	\$43,688.29
Public Street (50 Watt LED service)										
	\$10.52		\$2.33	(\$0.01)	(\$0.01)					\$12.83

Notes: *Large Commercial/ Industrial rates are billed generation based on hourly pricing. Generation cost per kWh used to calculate the generation portion was based on the 2025 calendar year average hourly rate.
 **Default Service Support Rider
 ***LED Conversion Charge Rider

Shopping Update: As of March 2026, 130 EGS offers were being made to Met-Ed’s customers. Furthermore, 134,035 customers (22.5% of customers; 54.0% of the load) were using a competitive supplier. Information, including Met-Ed’s current price to compare and competitive offers, is available at www.PAPowerSwitch.com.

FirstEnergy Pennsylvania Electric Co. – Penelec Rate District

FirstEnergy Pennsylvania Electric Co. (FirstEnergy) serves about 1.8 million residential, 279,000 commercial and 3,400 industrial customers in all but 11 of Pennsylvania’s 67 counties. FirstEnergy’s Penelec Rate District (Penelec) serves nearly 600,000 of those customers. Penelec’s service area is roughly 17,600 square miles spanning more than 30 counties throughout mostly rural areas of northern and central Pennsylvania. FirstEnergy operates under the terms of Electric Tariff Pa. P.U.C. No. 1. FirstEnergy is a subsidiary of FirstEnergy Corp., headquartered in Akron, Ohio, which is one of the country’s largest investor-owned electric systems serving more than six million customers through its electric distribution companies in Maryland, New Jersey, New York, Ohio, Pennsylvania and West Virginia.

Utility:	FirstEnergy Pennsylvania Electric Company - Penelec Rate District									
Default Rate Schedule for Electric Service in the Commonwealth of Pennsylvania										
Rates for Default Service										
Rate Classification	Customer Charge	Distribution Charges	Generation Charges	DSSR**	EE&C Charges	Smart Meter Charge	Universal Service	LEDC***	STAS	TOTAL
Residential										
using 500 kWh	\$11.25	\$34.08	\$58.74	\$3.99	\$1.43	\$0.05	\$9.22	\$0.11	(\$0.02)	\$118.85
Residential Heating										
using 2,000 kWh	\$11.25	\$136.30	\$234.94	\$15.96	\$5.72	\$0.05	\$36.88	\$0.44	(\$0.09)	\$441.45
Small Commercial (5KW Demand)										
using 1,000 kWh	\$20.87	\$42.62	\$121.55	\$3.62	\$2.53	\$0.09		\$0.16	(\$0.04)	\$191.40
Medium Commercial (25KW Demand)										
using 10,000 kWh	\$44.07	\$177.76	\$1,215.50	\$35.80	\$25.30	\$0.09		\$1.60	(\$0.30)	\$1,499.82
Large Commercial* (500KW Demand)										
using 200,000 kWh	\$229.30	\$3,776.06	\$11,198.00	\$1,360.00	\$540.00	\$0.44		\$45.00	(\$3.43)	\$17,145.37
Industrial* (1000KW Demand)										
using 400,000 kWh	\$1,115.91	\$3,932.12	\$20,228.00	\$2,720.00	\$1,080.00	\$0.44		\$90.00	(\$5.83)	\$29,160.64
Public Street (50 Watt LED service)										
	\$9.37		\$2.19	\$0.06	(\$0.01)					\$11.61
Notes:	*Large Commercial/ Industrial rates are billed generation based on hourly pricing. Generation cost per kWh used to calculate the generation portion was based on the 2025 calendar year average hourly rate.									
	**Default Service Support Rider									
	***LED Conversion Charge Rider									

Shopping Update: As of March 2026, 132 EGS offers were being made to Penelec’s customers. Furthermore, 120,564 customers (20.5% of customers; 58.8% of the load) were using a competitive supplier. Information, including Penelec’s current price to compare and competitive offers, is available at www.PAPowerSwitch.com.

FirstEnergy Pennsylvania Electric Co. – Penn Power Rate District

FirstEnergy Pennsylvania Electric Co. (FirstEnergy) serves about 1.8 million residential, 279,000 commercial and 3,400 industrial customers in all but 11 of Pennsylvania’s 67 counties. FirstEnergy’s Penn Power Rate District (Penn Power) serves approximately 170,000 of those customers. Penn Power’s service area is roughly 1,100 square miles in parts of Allegheny, Beaver, Butler, Crawford, Lawrence, Mercer and Venango counties in western Pennsylvania. FirstEnergy operates under the terms of Electric Tariff Pa. P.U.C. No. 1. FirstEnergy is a subsidiary of FirstEnergy Corp., headquartered in Akron, Ohio, which is one of the country’s largest investor-owned electric systems serving more than six million customers through its electric distribution companies in Maryland, New Jersey, New York, Ohio, Pennsylvania and West Virginia.

Utility: FirstEnergy Pennsylvania Electric Company - Penn Power Rate District										
Default Rate Schedule for Electric Service in the Commonwealth of Pennsylvania										
Rates for Default Service										
Rate Classification	Customer Charge	Distribution Charges	Generation Charges	DSSR**	EE&C Charges	Smart Meter Charge	Universal Service	LEDC***	STAS	TOTAL
Residential										
using 500 kWh	\$11.00	\$27.40	\$63.03	\$1.32	\$1.14	\$0.03	\$6.18	\$0.02	-\$0.01	\$110.11
Residential Heating										
using 2,000 kWh	\$11.00	\$109.60	\$252.12	\$5.28	\$4.56	\$0.03	\$24.72	\$0.08	-\$0.04	\$407.35
Small Commercial (5KW Demand)										
using 1,000 kWh	\$30.04	\$48.17	\$137.29	\$0.84	\$1.29	\$0.20		\$0.04	-\$0.02	\$217.85
Medium Commercial (25KW Demand)										
using 10,000 kWh	\$32.02	\$105.85	\$1,372.90	\$8.10	\$12.90	\$0.20		\$0.40	-\$0.15	\$1,532.22
Large Commercial* (500KW Demand)										
using 200,000 kWh	\$152.83	\$2,606.76	\$12,524.00	\$129.00	\$640.00	\$0.77		\$5.00	-\$1.61	\$16,056.75
Industrial* (1000KW Demand)										
using 400,000 kWh	\$138.42	\$5,336.23	\$23,500.00	\$258.00	\$1,280.00	\$0.77		\$10.00	-\$3.05	\$30,520.37
Public Street (50 Watt LED service)										
	\$8.94		\$2.47	\$0.01	-\$0.03					\$11.39

Notes: *Large Commercial/ Industrial rates are billed generation based on hourly pricing. Generation cost per kWh used to calculate the generation portion was based on the 2025 calendar year average hourly rate.
**Default Service Support Rider
***LED Conversion Charge Rider

Shopping Update: As of March 2026, 114 EGS offers were being made to Penn Power’s customers. Furthermore, 36,523 customers (21.1% of customers; 59.4% of the load) were using a competitive supplier. Information, including Penn Power’s current price and competitive offers, is available at www.PAPowerSwitch.com.

FirstEnergy Pennsylvania Electric Co. – West Penn Rate District

FirstEnergy Pennsylvania Electric Co. (FirstEnergy) serves about 1.8 million residential, 279,000 commercial and 3,400 industrial customers in all but 11 of Pennsylvania’s 67 counties. FirstEnergy’s West Penn Rate District (West Penn) serves approximately 737,000 of those customers. West Penn’s service area is roughly 10,400 square miles in portions of 24 counties throughout central and southwestern Pennsylvania. FirstEnergy operates under the terms of Electric Tariff Pa. P.U.C. No. 1. FirstEnergy is a subsidiary of FirstEnergy Corp., headquartered in Akron, Ohio, which is one of the country’s largest investor-owned electric systems serving more than six million customers through its electric distribution companies in Maryland, New Jersey, New York, Ohio, Pennsylvania and West Virginia.

Utility:	FirstEnergy Pennsylvania Electric Company - West Penn Rate District									
Default Rate Schedule for Electric Service in the Commonwealth of Pennsylvania										
Rates for Default Service										
Rate Classification	Customer Charge	Distribution Charges	Generation Charges	DSSR**	EE&C Charges	Smart Meter Charge	Universal Service	LEDC***	STAS	TOTAL
Residential										
using 500 kWh	\$9.00	\$21.53	\$54.74	\$3.85	\$0.93	\$0.01	\$5.29	\$0.05		\$95.40
Residential Heating										
using 2,000 kWh	\$9.00	\$86.12	\$218.94	\$15.40	\$3.72	\$0.04	\$21.16	\$0.18		\$354.56
Small Commercial (5KW Demand)										
using 1,000 kWh	\$12.35	\$47.22	\$109.93	\$4.11	\$2.00	\$0.12		\$0.05		\$175.78
Medium Commercial (25KW Demand)										
using 10,000 kWh	\$23.29	\$141.99	\$1,099.30	\$40.70	\$20.00	\$0.12		\$0.50		\$1,325.90
Large Commercial* (500KW Demand)										
using 200,000 kWh	\$176.79	\$2,526.79	\$17,092.00	\$1,318.00	\$400.00	\$2.28		\$15.00		\$21,530.86
Industrial* (1000KW Demand)										
using 400,000 kWh	\$1,235.76	\$868.29	\$32,968.00	\$2,636.00	\$800.00	\$2.28		\$30.00		\$38,540.33
Public Street (50 Watt LED service)										
	\$9.07		\$1.98	\$0.07	-\$0.02					\$11.10

Notes: *Large Commercial/ Industrial rates are billed generation based on hourly pricing. Generation cost per kWh used to calculate the generation portion was based on the 2025 calendar year average hourly rate.
 **Default Service Support Rider
 ***LED Conversion Charge Rider

Shopping Update: As of March 2026, 130 EGS offers were being made to West Penn’s customers. Furthermore, 148,213 customers (19.9% of customers; 56.3% of the load) were using a competitive supplier. Information, including West Penn’s price to compare and competitive offers, is available at www.PAPowerSwitch.com.

PECO Energy Co.

PECO Energy Co. (PECO), a subsidiary of Exelon Corp. (Exelon), is Pennsylvania's largest electric utility, serving approximately 1.53 million residential, 155,200 small commercial and industrial, and 3,200 large commercial and industrial customers within parts of Bucks, Chester, Delaware, Montgomery, Philadelphia and York counties in southeastern Pennsylvania. PECO operates under the terms of Electric Tariff Pa. P.U.C. No. 8. PECO also provides natural gas service to more than 550,000 customers in the Philadelphia area. Exelon, headquartered in Chicago, is the nation's largest utility company. Through its six utility operating companies, including PECO, Exelon provides electric and natural gas service to almost 11 million customers in Delaware, Illinois, Maryland, New Jersey, Pennsylvania and Washington D.C.

PECO Energy Co.											
Default Rate Schedule for Electric Service in the Commonwealth of Pennsylvania											
Rates for Default Service											
Rate Classification	Customer Charge	Distribution Charges	Generation Charges	Transmission Charges	NDCA**	NBT***	EE&C Charges	Universal Service	Education Charges	STAS	TOTAL
Residential											
using 500 kWh	\$11.25	\$47.33	\$51.19	\$3.94	(\$0.30)	\$2.04	\$0.88	\$1.44	\$0.05	(\$0.03)	\$117.79
Residential Heating											
using 2,000 kWh	\$11.25	\$142.24	\$204.74	\$15.74	(\$1.20)	\$8.16	\$3.52	\$5.74	\$0.05	(\$0.07)	\$390.17
Small Commercial (5KW Demand)											
using 1,000 kWh	\$31.20	\$53.15	\$93.25	\$7.85	(\$0.60)	\$4.35	\$3.92			(\$0.04)	\$193.08
Medium Commercial (25KW Demand)											
using 10,000 kWh	\$31.20	\$265.75	\$932.50	\$39.25	(\$6.00)	\$21.75	\$39.20			(\$0.14)	\$1,323.51
Large Commercial* (500KW Demand)											
using 200,000 kWh	\$371.68	\$3,620.00	\$14,360.00	\$720.00	(\$120.00)	\$540.00	\$590.00			(\$2.00)	\$20,079.68
Industrial* (1000KW Demand)											
using 400,000 kWh	\$371.68	\$7,240.00	\$28,720.00	\$1,440.00	(\$240.00)	\$1,080.00	\$1,180.00			(\$3.85)	\$39,787.83
Public Street* (50 Watt LED service)											
		\$48.05	\$1.22		(\$0.04)					(\$0.02)	\$49.21

Notes: *For the Large Commercial/Industrial classes, GSA 3/4 Hourly Pricing Option was used to calculate the generation charges. For the Public Street Lighting class, PECO used 53 Watt LED service.
 **Nuclear Decommissioning Cost Adjustment
 ***Non-bypassable Transmission Charge

Shopping Update: As of March 2026, 154 EGS offers were being made to PECO's customers. Furthermore, 366,327 customers (21.0% of customers; 50.0% of the load) were using a competitive supplier. Information, including PECO's price to compare and competitive offers, is available at www.PAPowerSwitch.com.

Pike County Light & Power Co.

Pike County Light & Power Co. (Pike) serves approximately 4,300 residential, 1,000 commercial and one industrial customer. Pike’s service territory includes Dingman, Milford and Westfall townships, as well as Matamoras and Milford boroughs in Pike County, northeastern Pennsylvania. The company operates under the terms of Electric Tariff Pa. P.U.C. No. 8. Pike also provides natural gas service in Pennsylvania in parts of Pike County. Pike is a subsidiary of Corning Natural Gas Holding Corp. (Corning), headquartered in Corning, New York. Corning also owns the Pennsylvania utility Leatherstocking Gas Co. (Leatherstocking). Through its operating subsidiaries, including Pike and Leatherstocking, Corning provides electric and natural gas services to approximately 15,000 customers in New York and Pennsylvania. By Order entered August 28, 2025, the Commission approved a settlement allowing for a base rate increase of approximately \$1.6 million for Pike (Electric Division).

Utility: Pike County Light & Power Co.									
Default Rate Schedule for Electric Service in the Commonwealth of Pennsylvania									
Rates for Default Service									
Rate Classification	Customer Charge	Distribution Charges*	Generation Charges**	Transmission Charges	DSIC	Universal Service	SBC***	STAS	TOTAL
Residential									
using 500 kWh	\$9.55	\$54.69	\$56.09		(\$0.34)		\$0.18	(\$0.05)	\$120.12
Residential Heating									
using 2,000 kWh	\$9.55	\$218.75	\$224.37		(\$1.27)		\$0.74	(\$0.18)	\$451.96
Small Commercial (5KW Demand)									
using 1,000 kWh	\$21.50	\$91.13	\$113.34		(\$0.63)			(\$0.09)	\$225.25
Medium Commercial (25KW Demand)									
using 10,000 kWh	\$21.50	\$912.89	\$1,133.40		(\$5.79)			(\$0.82)	\$2,061.18
Large Commercial (500KW Demand)									
using 200,000 kWh	\$175.00	\$9,802.80	\$23,139.40		(\$92.73)			(\$13.21)	\$33,011.26
Industrial (1000KW Demand)									
using 400,000 kWh	\$175.00	\$19,605.60	\$46,278.80		(\$184.97)			(\$26.35)	\$65,848.08
Public Street (50 Watt LED service)									
		\$38.50	\$2.56		(\$0.11)			(\$0.02)	\$40.93
Notes:	*Distribution Charges includes transmission charges. The demand components are included where applicable.								
	**The Default Service Charge is set every six months, based on a forecast of wholesale market prices and a reconciliation of prior period costs.								
	***System Benefits Charges								

Shopping Update: As of March 2026, no EGSs were making offers to Pike’s customers. However, 853 customers (16.1% of customers; 13.3% of the load) were using a competitive supplier. Information, including Pike’s price to compare and competitive offers, is available at www.PAPowerSwitch.com.

PPL Electric Utilities Corp.

PPL Electric Utilities Corp. (PPL) serves approximately 1.3 million residential, 187,000 commercial and 3,000 industrial customers. PPL's service territory consists of parts of 33 counties across eastern and central Pennsylvania. The company operates under the terms of Electric Tariff Pa. P.U.C. No. 201. PPL is a subsidiary of PPL Corp., headquartered in Allentown, Lehigh County, which provides electric and natural gas service to approximately 3.6 million customers in Pennsylvania, Rhode Island, Kentucky and Virginia.

Utility: PPL Electric Utilities Corp.													
Default Rate Schedule for Electric Service in the Commonwealth of Pennsylvania													
Rates for Default Service													
Rate Classification	Customer Charge	Distribution Charges	Generation Charges	Transmission Charges	DSIC	TCJA**	SDER***	EE&C	Education Charges	Smart Meter	Universal Service	STAS	TOTAL
Residential													
using 500 kWh	\$14.09	\$17.67	\$48.05	\$16.72	\$2.93	(\$1.19)	\$0.95	\$1.10	(\$0.01)	\$1.40	\$5.12	(\$0.13)	\$106.70
Residential Heating													
using 2,000 kWh	\$14.09	\$70.68	\$192.20	\$66.86	\$8.37	(\$3.18)	\$3.80	\$4.40	(\$0.01)	\$1.40	\$20.48	(\$0.37)	\$378.73
Small Commercial (5KW Demand)													
using 1,000 kWh	\$22.00	\$21.81	\$93.79	\$33.02	\$3.57	(\$1.64)	\$0.94	\$1.66	(\$0.01)	\$2.84		(\$0.16)	\$177.81
Medium Commercial (25KW Demand)													
using 10,000 kWh	\$60.00	\$99.63	\$937.90	\$330.20	\$13.69	(\$5.99)	\$9.40	\$16.60	(\$0.01)	\$2.84		(\$0.60)	\$1,463.65
Large Commercial* (500KW Demand)													
using 200,000 kWh	\$169.80	\$1,273.50	\$8,762.00	\$10,823.50	\$157.76	(\$54.12)	\$125.84	\$528.50	(\$0.01)	\$59.90		(\$6.83)	\$21,839.83
Industrial* (1000KW Demand)													
using 400,000 kWh	\$169.80	\$2,547.00	\$17,524.00	\$21,647.00	\$289.32	(\$101.88)	\$125.84	\$1,057.00	(\$0.01)	\$59.90		(\$12.51)	\$43,305.46
Public Street (50 Watt LED service)													
		\$13.03	\$1.76	\$0.62	\$0.94	(\$0.49)	\$0.02	\$0.03	(\$0.01)			(\$0.04)	\$15.86

Notes: *Default service for 500KW Large Commercial and 1000KW Industrial customers is Real Time Pricing. Generation charges are the average of PJM Interconnection LLC's Locational Marginal Price including adders, line-loss and gross receipts tax.
 **A refund to customers based upon tax savings incurred under the Federal Tax Cuts and Jobs Act.
 ***Storm Damage Expense Rider

Shopping Update: As of March 2026, 166 EGS offers were being made to PPL's customers. Furthermore, 537,766 customers (35.9% of customers; 63.4% of the load) were using a competitive supplier. Information, including PPL's current price to compare and competitive offers, is available at www.PAPowerSwitch.com.

UGI Utilities Inc. – Electric Division

UGI Utilities Inc. – Electric Division (UGI) serves approximately 55,000 residential, 7,700 commercial and 150 industrial customers. UGI is a subsidiary of UGI Corp., a leading energy distribution company based in King of Prussia, Montgomery County, that provides electricity, natural gas and propane services through its subsidiaries. Operating under the terms of Electric Tariff Pa. P.U.C. No. 6, UGI’s service territory consists of parts of Luzerne and Wyoming counties in northeastern Pennsylvania. UGI Utilities Inc. also provides natural gas distribution service to approximately 701,000 customers in Pennsylvania.

Utility: UGI Utilities Inc. - Electric Division									
Default Rate Schedule for Electric Service in the Commonwealth of Pennsylvania									
Rates for Default Service									
Rate Classification	Customer Charge	Distribution Charges	Generation Charges	Transmission Charges*	DSIC	EE&C Charges	Universal Service	STAS	TOTAL
Residential using 500 kWh	\$10.75	\$26.45	\$56.06		\$0.87	\$0.91	\$9.34	\$0.01	\$104.39
Residential Heating using 2,000 kWh	\$10.75	\$105.80	\$224.22		\$2.88	\$3.62	\$37.36	\$0.04	\$384.67
Small Commercial (5KW Demand) using 1,000 kWh	\$17.00	\$59.87	\$107.58		\$1.45	\$2.33		\$0.02	\$188.25
Medium Commercial (25KW Demand) using 10,000 kWh	\$18.00	\$359.85	\$1,075.80		\$7.34	\$23.30		\$0.15	\$1,484.44
Large Commercial** (500KW Demand) using 200,000 kWh	\$0.00	\$4,401.80	\$16,278.00		\$81.07	\$28.00		\$2.08	\$20,790.95
Industrial** (1000KW Demand) using 400,000 kWh	\$0.00	\$8,636.80	\$32,556.00		\$159.08	\$56.00		\$4.14	\$41,412.02
Public Street (50 Watt LED service)	\$10.29	\$1.05	\$2.01		\$0.21	\$0.04		\$0.00	\$13.60

Notes: *As a result of the UGI Electric base rate case at Docket No. R-2017-2640058, transmission charges were rolled into the Generation Supply Service.
 **Large commercial and industrial customers with demand > 100 kW are billed on an hourly basis for actual costs incurred. The generation charges shown above were calculated using the average rate billed for these customers during calendar year 2025.

Shopping Update: As of March 2026, six EGS offers were being made to UGI’s customers. Furthermore, 1,366 customers (2.1% of customers; 19.9% of the load) were using a competitive supplier. Information, including UGI’s current price to compare and competitive offers, is available at www.PAPowerSwitch.com.

Wellsboro Electric Co.

Wellsboro Electric Co. (Wellsboro) serves approximately 5,200 residential, 1,300 commercial and 13 industrial customers. Wellsboro's service territory consists of about 200 square miles in the Borough of Wellsboro, and the townships of Charleston, Delmar and Middlebury in Tioga County. The company operates under the terms of Electric Tariff Pa. P.U.C. No. 8. Wellsboro is a subsidiary of C&T Enterprises Inc. (C&T), a holding company owned by the Claverack and Tri-County rural electric cooperatives for their for-profit enterprises. C&T also owns the Pennsylvania utilities Citizens' Electric Co. and Valley Energy Inc. (gas). By Order entered Jan. 15, 2026, the Commission approved a settlement allowing for a base rate increase of approximately \$2.5 million implemented in two phases for Wellsboro.

Utility:	Wellsboro Electric Co.								
Default Rate Schedule for Electric Service in the Commonwealth of Pennsylvania									
Rates for Default Service									
Rate Classification	Customer Charge	Distribution Charges	Generation Charges	Transmission Charges	Demand Charges*	DSIC	Universal Service	STAS	TOTAL
Residential									
using 500 kWh	\$15.00	\$38.57	\$61.82					\$0.11	\$115.50
Residential Heating									
using 2,000 kWh	\$15.00	\$142.52	\$247.28					\$0.39	\$405.19
Small Commercial (5KW Demand)									
using 1,000 kWh	\$15.00	\$99.29	\$123.64					\$0.23	\$238.16
Medium Commercial (25KW Demand)									
using 10,000 kWh	\$32.03	\$294.50	\$1,236.40		\$214.25			\$1.70	\$1,778.88
Large Commercial (500KW Demand)									
using 200,000 kWh	\$32.03	\$5,890.00	\$24,728.00		\$4,285.00			\$33.36	\$34,968.39
Industrial (1000KW Demand)									
using 400,000 kWh	\$150.00	\$3,795.30	\$49,456.00		\$12,430.00			\$62.87	\$65,894.17
Public Street (50 Watt LED service)									
		\$5.33	\$2.23					\$0.01	\$7.57

Notes: *Related to distribution service.

Shopping Update: As of March 2026, no EGSs were making offers to Wellsboro's customers. However, 48 commercial and industrial customers (0.7% of customers; 16.2% of load) were using a competitive supplier. Information, including Wellsboro's price to compare and competitive offers, is available at www.PAPowerSwitch.com.

Section 3: Gas Utilities

Abbreviations Used in the Tables

- **Mcf** – One Thousand Cubic Feet of natural gas – Standard measure of volumetric gas usage equal to 1,000 cubic feet. A single Mcf contains a heat content of approximately one million Btu.
- **GCR** – Gas Cost Rate – Adjustment that allows natural gas utilities to recover a portion of their cost of purchased gas, which may be billed or credited to the customer to properly account for the difference between projected and actual gas costs, as provided for by 66 Pa. C.S. § 1307(e) and 52 Pa. Code § 53.66.
- **STAS** – State Tax Adjustment Surcharge – Surcharge implemented under the State Tax Adjustment Procedure Order of the Commission dated March 10, 1970, as amended, which permits utilities to recover portions of the Corporate Net Income Tax, Gross Receipts Tax, and the Public Utility Realty Tax through a surcharge on rates charged to customers.
- **MFC** – Merchant Function Charge – Charge that reflects the cost of uncollectibles associated with a natural gas utility's natural gas costs. The MFC is a component of a utility's Price to Compare.
- **GPC** – Gas Procurement Charge – Charge that reflects a natural gas utility's natural gas procurement costs and removes those costs from the utility's base rates to be recovered through a separate charge on a revenue neutral basis. The GPC is a component of a utility's Price to Compare.
- **DSIC** – Distribution System Improvement Charge – Charge imposed by a utility to recover the reasonable and prudent costs incurred to repair, improve or replace eligible property that is part of the utility's distribution system.

Large Gas Utilities Monthly Bill Comparison

Large Gas Utilities Comparison - 1307(f) Companies*						
Rate Classification	Columbia Gas of PA Inc.	National Fuel Gas Dist. Co.	PECO Energy Co.	Peoples Natural Gas Co.	Philadelphia Gas Works	UGI Utilities Inc. - Gas Division
Residential						
2 Mcf (monthly bill)	\$58.76	\$32.50	\$40.69	\$42.15	\$54.93	\$44.64
Residential Heating						
15 Mcf (monthly bill)	\$309.35	\$148.46	\$203.15	\$203.70	\$290.72	\$228.92
Small Commercial						
150 Mcf/year (monthly bill)	\$262.11	\$129.98	\$165.20	\$147.02	\$225.45	\$176.47
Medium Commercial						
500 Mcf/year (monthly bill)	\$788.40	\$366.64	\$482.12	\$459.19	\$678.29	\$502.97
Large Commercial						
9000 Mcf/year (monthly bill)	\$9,405.45	\$5,770.05	\$7,931.50	\$7,386.94	\$11,675.92	\$8,432.37
Industrial						
> 9000 Mcf/year (monthly bill)	\$12,252.13	\$5,587.65	\$8,495.20	\$7,386.94	\$11,838.30	\$8,433.31

*Gas companies with annual revenues greater than \$40 million that are subject to rate filings under Section 1307(f) of the Public Utility Code, 66 Pa. C.S. § 1307(f).

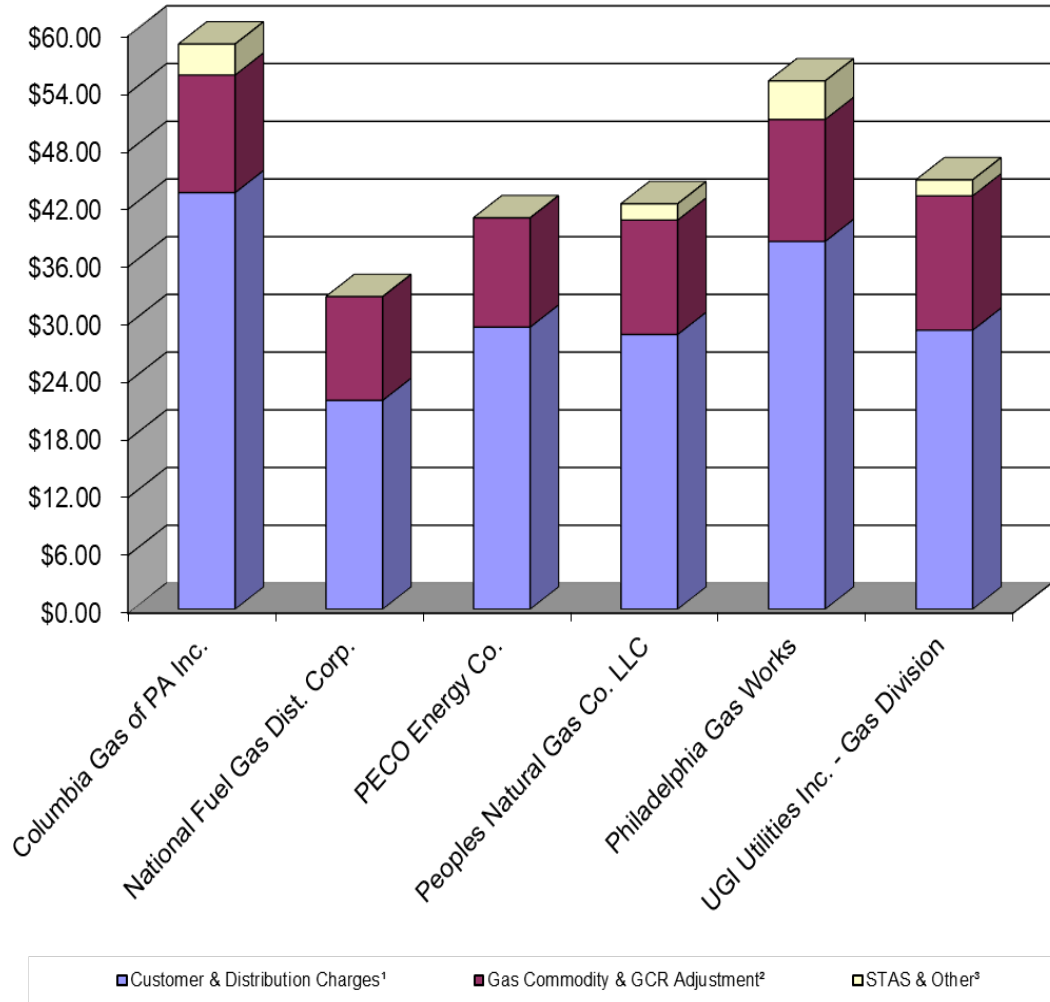
Small Gas Utilities Monthly Bill Comparison

Small Gas Utilities Comparison - GCR Companies*								
Rate Classification	Andreassi Gas Co.	Chartiers Natural Gas Co. Inc.	Herman Oil & Gas Co. Inc.	Kaib & Kaib LLC	L&J Gas Co.	Larkin Oil & Gas Co.	Leather- stocking Gas Co. LLC	
Residential								
2 Mcf (monthly bill)	\$46.99	\$35.68	\$57.13	\$30.00	\$37.04	\$13.02	\$60.78	
Residential Heating								
15 Mcf (monthly bill)	\$235.48	\$189.57	\$340.76	\$147.00	\$219.30	\$69.44	\$326.06	
Small Commercial								
150 Mcf/year (monthly bill)	\$198.64	\$169.53	\$286.22	\$147.50	\$218.24		\$262.35	
Medium Commercial								
500 Mcf/year (monthly bill)	\$614.59	\$530.08	\$904.58	\$410.00	\$685.50		\$827.91	
Large Commercial								
9000 Mcf/year (monthly bill)		\$9,286.43	\$10,765.00				\$13,502.81	
Industrial								
> 9000 Mcf/year (monthly bill)							\$13,502.81	
Rate Classification	North East Heat & Light Co.	Pike County Light & Power Co.	Pine-Roe Natural Gas Co. Inc.	Rierner Natural Gas LLC	SAR Gas Co.	Sigel Gas Co.	Valley Energy Inc.	Wally Gas Co.
Residential								
2 Mcf (monthly bill)	\$22.46	\$50.83	\$32.35	\$39.62	\$24.00	\$30.34	\$32.03	\$38.09
Residential Heating								
15 Mcf (monthly bill)	\$113.19	\$324.02	\$158.16	\$228.97	\$173.50	\$149.52	\$150.38	\$220.66
Small Commercial								
150 Mcf/year (monthly bill)	\$108.70	\$246.47		\$300.77		\$126.60	\$123.85	\$185.54
Medium Commercial								
500 Mcf/year (monthly bill)	\$333.00	\$764.74		\$632.87		\$394.00	\$354.41	\$595.16
Large Commercial								
9000 Mcf/year (monthly bill)	\$5,246.00	\$12,500.61				\$6,888.00	\$5,953.85	\$10,542.78
Industrial								
> 9000 Mcf/year (monthly bill)	\$5,340.75						\$5,162.94	

*Gas companies with annual revenues less than \$40 million that file annual GCR adjustments in accordance with 66 Pa. C.S. § 1307(e) and 52 Pa. Code § 53.66.

Large Gas Utilities Residential Monthly Bill Comparison

Large Gas Utilities (Revenue > \$40 Million): Residential 2 Mcf Total Monthly Bill Calculation as of Jan. 31, 2026



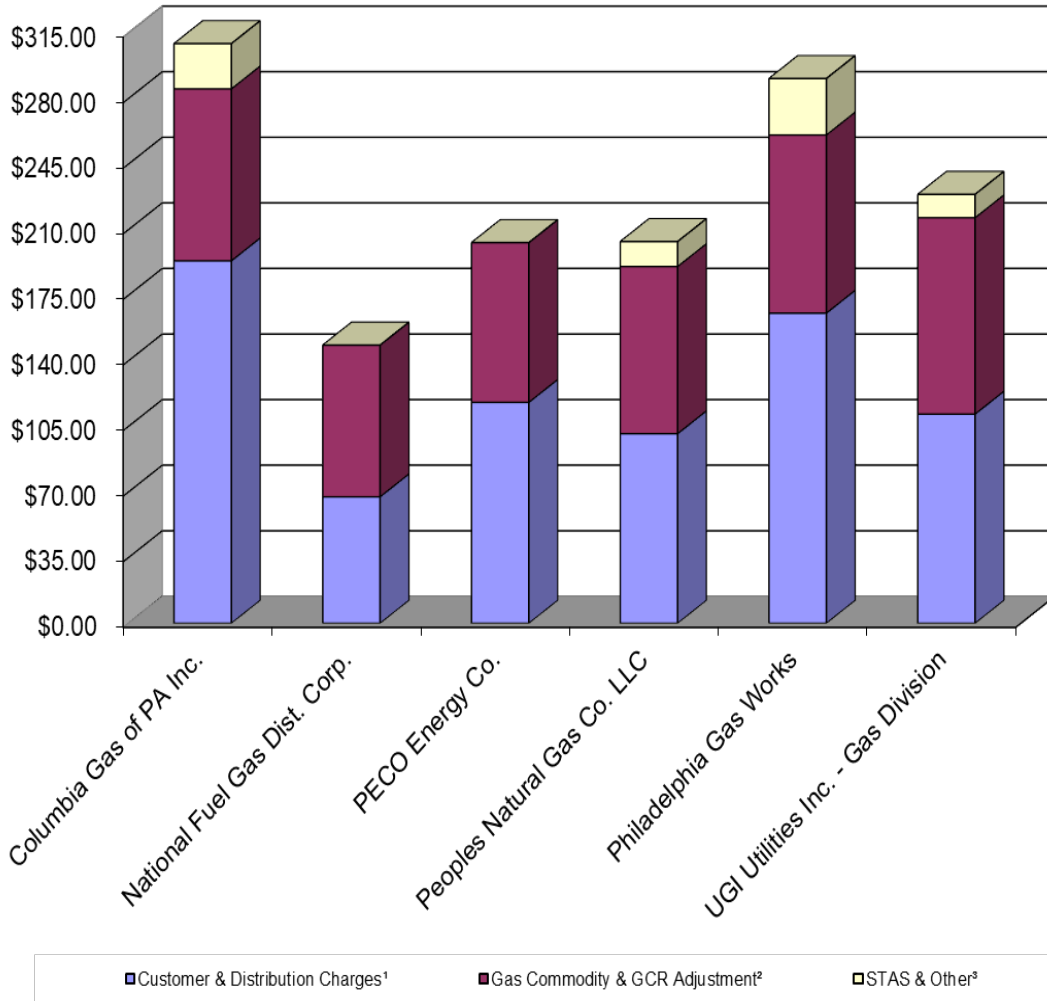
¹Also includes Demand Charges and DSIC.

²Also includes Capacity Charges, GPC, and MFC.

³Other charges may include any of the following: Universal Service Charges, Education Charges, Federal Tax Cuts and Jobs Act Charges, EE&C Charges, or any other surcharge or rider unique to a specific utility. Please see each utility's individual chart for a breakdown of what charges can be found on its bill.

Large Gas Utilities Residential Monthly Bill Comparison

**Large Gas Utilities (Revenue > \$40 Million): Residential Heating 15 Mcf
Total Monthly Bill Calculation as of Jan. 31, 2026**



¹Also includes Demand Charges and DSIC.

²Also includes Capacity Charges, GPC, and MFC.

³Other charges may include any of the following: Universal Service Charges, Education Charges, Federal Tax Cuts and Jobs Act Charges, EE&C Charges, or any other surcharge or rider unique to a specific utility. Please see each utility's individual chart for a breakdown of what charges can be found on its bill.

Andreassi Gas Co.

Andreassi Gas Co. (Andreassi) provides natural gas service to the public in portions of Armstrong and Butler counties. The company currently provides service to approximately 360 residential customers and 20 commercial customers. Andreassi operates under Gas Tariff Pa. P.U.C. No. 2.

Utility:		Andreassi Gas Co.							
Default Rate Schedule for Gas Service in the Commonwealth of Pennsylvania									
Rates for Default Service									
Rate Classification	Customer Charge	Distribution Charge	Commodity Charge	GCR Adjustment	DSIC	MFC	Universal Service	STAS	TOTAL
Residential									
2 Mcf (monthly bill)	\$18.00	\$9.97		\$19.02					\$46.99
Residential Heating									
15 Mcf (monthly bill)	\$18.00	\$74.81		\$142.67					\$235.48
Small Commercial									
150 Mcf/year (monthly bill)	\$18.00	\$61.74		\$118.90					\$198.64
Medium Commercial									
500 Mcf/year (monthly bill)	\$18.00	\$200.27		\$396.32					\$614.59
Large Commercial									
9000 Mcf/year (monthly bill)									
Industrial									
> 9000 Mcf/year (monthly bill)									

Shopping Update: As of March 2026, no NGSs were making offers to Andreassi’s customers. As a small gas utility with under \$6 million in annual revenues, Andreassi is not subject to the provisions of the Natural Gas Choice and Competition Act outlined in Chapter 22 of the Public Utility Code; however, Andreassi may voluntarily petition the Commission to be an active participant under the Act if it so chooses. As it becomes available, shopping information, including Andreassi’s price to compare and competitive offers being made, may be viewed at www.PAGasSwitch.com.

Chartiers Natural Gas Co. Inc.

Chartiers Natural Gas Co. Inc. (Chartiers) provides natural gas service to the public in Munntown, Nottingham and North Strabane townships, and in various isolated lease areas in Washington county. Chartiers serves approximately 260 residential customers and 10 commercial customers. The company operates under Gas Tariff Pa. P.U.C. No. 1.

Utility:		Chartiers Natural Gas Co. Inc.							
Default Rate Schedule for Gas Service in the Commonwealth of Pennsylvania									
Rates for Default Service									
Rate Classification	Customer Charge	Distribution Charge	Commodity Charge	GCR Adjustment	DSIC	MFC	Universal Service	STAS	TOTAL
Residential									
2 Mcf (monthly bill)	\$12.00		\$13.46	\$10.22					\$35.68
Residential Heating									
15 Mcf (monthly bill)	\$12.00		\$100.92	\$76.65					\$189.57
Small Commercial									
150 Mcf/year (monthly bill)	\$15.00		\$90.65	\$63.88					\$169.53
Medium Commercial									
500 Mcf/year (monthly bill)	\$15.00		\$302.15	\$212.93					\$530.08
Large Commercial									
9000 Mcf/year (monthly bill)	\$15.00		\$5,438.70	\$3,832.73					\$9,286.43
Industrial									
> 9000 Mcf/year (monthly bill)									

Shopping Update: As of March 2026, no NGSs were making offers to Chartier's customers. As a small gas utility with under \$6 million in annual revenues, Chartiers is not subject to the provisions of the Natural Gas Choice and Competition Act outlined in Chapter 22 of the Public Utility Code; however, Chartiers may voluntarily petition the Commission to be an active participant under the Act if it so chooses. As it becomes available, shopping information, including Chartier's price to compare and competitive offers being made, may be viewed at www.PAGasSwitch.com.

Columbia Gas of PA Inc.

Columbia Gas of PA Inc. (Columbia) provides natural gas service to the public in portions of 27 counties across western and southcentral Pennsylvania. Columbia provides service to about 410,000 residential customers, 37,000 commercial customers, and 285 industrial customers. The company operates under Gas Tariff Pa. P.U.C. No. 9. Columbia is a subsidiary of NiSource Inc., based in Merrillville, Ind., which is one of the nation's largest natural gas and electric distributors, serving nearly four million total customers across six states. By Order entered Dec. 9, 2025, the Commission approved a base rate increase of approximately \$55.6 million for Columbia.

Utility:	Columbia Gas of PA Inc.								
Default Rate Schedule for Gas Service in the Commonwealth of Pennsylvania									
Rates for Default Service									
Rate Classification	Customer Charge	Distribution Charge	Commodity Charge	GCR Adjustment	DSIC	MFC	Universal Service	Energy Efficiency**	TOTAL
Residential									
2 Mcf (monthly bill)	\$20.15	\$23.03	\$11.59	\$0.53	\$0.13	\$0.11	\$3.06	\$0.16	\$58.76
Residential Heating									
15 Mcf (monthly bill)	\$20.15	\$172.70	\$86.91	\$4.01	\$0.58	\$0.86	\$22.94	\$1.20	\$309.35
Small Commercial									
150 Mcf/year (monthly bill)	\$36.55	\$116.76	\$72.40	\$3.34	\$27.48	\$0.19	\$0.00	\$5.39	\$262.11
Medium Commercial									
500 Mcf/year (monthly bill)	\$36.55	\$389.20	\$241.33	\$11.13	\$91.61	\$0.62	\$0.00	\$17.96	\$788.40
Large Commercial									
9000 Mcf/year (monthly bill)	\$335.90	\$4,510.71	\$4,343.92	\$200.40	\$14.52	\$0.00	\$0.00		\$9,405.45
Industrial*									
> 9000 Mcf/year (monthly bill)	\$1,523.60	\$5,154.34	\$5,309.24	\$244.93	\$20.02	\$0.00	\$0.00		\$12,252.13
Notes:	*Industrial > 9,000 Mcf/year was calculated using 11,000 Mcf/year.								
	**Energy Efficiency Rider effective January 1, 2026 in compliance with the Commission's Final Order at Docket No. R-2025-3053499.								

Shopping Update: As of March 2026, 39 NGS offers were being made to Columbia's customers. Furthermore, 60,870 customers (13.5% of customers; 44.5% of load) were using a competitive supplier. Information, including Columbia's price to compare and competitive offers, is available at www.PAGasSwitch.com.

Herman Oil & Gas Co. Inc.

Herman Oil and Gas Co. Inc. (Herman) provides for the distribution of gas to customers in a portion of Summit, Clearfield and Winfield townships in Butler County. Herman serves approximately 490 residential customers and one commercial customer and operates under Gas Tariff Pa. P.U.C. No. 4.

Utility:		Herman Oil & Gas Co. Inc.							
<u>Default Rate Schedule for Gas Service in the Commonwealth of Pennsylvania</u>									
<u>Rates for Default Service</u>									
Rate Classification	Customer Charge	Distribution Charge	Commodity Charge	GCR Adjustment	DSIC	MFC	Universal Service	STAS	TOTAL
Residential									
2 Mcf (monthly bill)	\$13.50	\$26.03		\$17.60					\$57.13
Residential Heating									
15 Mcf (monthly bill)	\$13.50	\$195.24		\$132.02					\$340.76
Small Commercial									
150 Mcf/year (monthly bill)	\$13.50	\$162.70		\$110.02					\$286.22
Medium Commercial									
500 Mcf/year (monthly bill)	\$13.50	\$524.34		\$366.74					\$904.58
Large Commercial									
9000 Mcf/year (monthly bill)	\$175.00	\$3,988.58		\$6,601.42					\$10,765.00
Industrial									
> 9000 Mcf/year (monthly bill)									

Shopping Update: As of March 2026, no NGSs were making offers to Herman’s customers. As a small gas utility with under \$6 million in annual revenues, Herman is not subject to the provisions of the Natural Gas Choice and Competition Act outlined in Chapter 22 of the Public Utility Code; however, Herman may voluntarily petition the Commission to be an active participant under the Act if it so chooses. As it becomes available, shopping information, including Herman’s price to compare and competitive offers being made, may be viewed at www.PAGasSwitch.com.

Kaib & Kaib LLC

Kaib & Kaib LLC (Kaib) provides natural gas service to the public in the Borough of Hazen and the Township of Warsaw in Jefferson County. Kaib provides gas service to approximately 45 residential customers and five commercial customers, while operating under Gas Tariff Pa. P.U.C. No. 2.

Utility:		Kaib & Kaib LLC							
<u>Default Rate Schedule for Gas Service in the Commonwealth of Pennsylvania</u>									
<u>Rates for Default Service</u>									
Rate Classification	Customer Charge	Distribution Charge	Commodity Charge	GCR Adjustment	DSIC	MFC	Universal Service	STAS	TOTAL
Residential									
2 Mcf (monthly bill)	\$12.00	\$18.00							\$30.00
Residential Heating									
15 Mcf (monthly bill)	\$12.00	\$135.00							\$147.00
Small Commercial									
150 Mcf/year (monthly bill)	\$35.00	\$112.50							\$147.50
Medium Commercial									
500 Mcf/year (monthly bill)	\$35.00	\$375.00							\$410.00
Large Commercial									
9000 Mcf/year (monthly bill)									
Industrial									
> 9000 Mcf/year (monthly bill)									

Shopping Update: As of March 2026, no NGSs were making offers to Kaib's customers. As a small gas utility with under \$6 million in annual revenues, Kaib is not subject to the provisions of the Natural Gas Choice and Competition Act outlined in Chapter 22 of the Public Utility Code; however, Kaib may voluntarily petition the Commission to be an active participant under the Act if it so chooses. As it becomes available, shopping information, including Kaib's price to compare and competitive offers being made, may be viewed at www.PAGasSwitch.com.

L&J Gas Co.

L&J Gas Co. (L&J Gas) provides gas service to approximately 65 residential and commercial customers in portions of North Buffalo, East Franklin and Washington townships in Armstrong County. L&J Gas operates under Gas Tariff Pa. P.U.C. No. 2.

Utility:	L&J Gas Co.								
Default Rate Schedule for Gas Service in the Commonwealth of Pennsylvania									
Rates for Default Service									
Rate Classification	Customer Charge	Distribution Charge	Commodity Charge	GCR Adjustment	DSIC	MFC	Universal Service	STAS	TOTAL
Residential									
2 Mcf (monthly bill)	\$9.00	\$15.86		\$12.18					\$37.04
Residential Heating									
15 Mcf (monthly bill)	\$9.00	\$118.95		\$91.35					\$219.30
Small Commercial									
150 Mcf/year (monthly bill)	\$18.00	\$124.12		\$76.12					\$218.24
Medium Commercial									
500 Mcf/year (monthly bill)	\$18.00	\$413.75		\$253.75					\$685.50
Large Commercial									
9000 Mcf/year (monthly bill)									
Industrial									
> 9000 Mcf/year (monthly bill)									

Shopping Update: As of March 2026, no NGSs were making offers to L&J Gas's customers. As a small gas utility with under \$6 million in annual revenues, L&J Gas is not subject to the provisions of the Natural Gas Choice and Competition Act outlined in Chapter 22 of the Public Utility Code; however, L&J Gas may voluntarily petition the Commission to be an active participant under the Act if it so chooses. As it becomes available, shopping information, including L&J Gas's price to compare and competitive offers being made, may be viewed at www.PAGasSwitch.com.

Larkin Oil & Gas Co.

Larkin Oil and Gas Co. (Larkin) provides natural gas service in Perry Township, Clarion County and Madison Township, Armstrong County. Larkin’s customer base consists of approximately 35 residential customers. Larkin operates under Gas Tariff Pa. P.U.C. No. 2.

Utility:	Larkin Oil & Gas Co.								
Default Rate Schedule for Gas Service in the Commonwealth of Pennsylvania									
Rates for Default Service									
Rate Classification	Customer Charge	Distribution Charge	Commodity Charge	GCR Adjustment	DSIC	MFC	Universal Service	STAS	TOTAL
Residential									
2 Mcf (monthly bill)	\$4.34		\$8.68						\$13.02
Residential Heating									
15 Mcf (monthly bill)	\$4.34		\$65.10						\$69.44
Small Commercial									
150 Mcf/year (monthly bill)									
Medium Commercial									
500 Mcf/year (monthly bill)									
Large Commercial									
9000 Mcf/year (monthly bill)									
Industrial									
> 9000 Mcf/year (monthly bill)									

Shopping Update: As of March 2026, no NGSs were making offers to Larkin’s customers. As a small gas utility with under \$6 million in annual revenues, Larkin is not subject to the provisions of the Natural Gas Choice and Competition Act outlined in Chapter 22 of the Public Utility Code; however, Larkin may voluntarily petition the Commission to be an active participant under the Act if it so chooses. As it becomes available, shopping information, including Larkin’s price to compare and competitive offers being made, may be viewed at www.PAGasSwitch.com.

Leatherstocking Gas Co. LLC

Leatherstocking Gas Co. (Leatherstocking) provides natural gas service to approximately 360 residential customers and 140 commercial/industrial customers in Susquehanna County in northeastern Pennsylvania. The company operates under Gas Tariff Pa. P.U.C. No. 1. Leatherstocking is a subsidiary of Corning Natural Gas Holding Corp. (Corning), headquartered in Corning, New York. Corning also owns the Pennsylvania utility Pike County Light & Power Co. (Pike). Through its operating subsidiaries, including Leatherstocking and Pike, Corning provides natural gas and electric services to approximately 15,000 customers in New York and Pennsylvania.

Utility:		Leatherstocking Gas Co. LLC							
Default Rate Schedule for Gas Service in the Commonwealth of Pennsylvania									
Rates for Default Service									
Rate Classification	Customer Charge	Distribution Charge	Commodity Charge	GCR Adjustment	DSIC	MFC	Universal Service	STAS	TOTAL
Residential									
2 Mcf (monthly bill)	\$20.00	\$33.60		\$7.27				(\$0.09)	\$60.78
Residential Heating									
15 Mcf (monthly bill)	\$20.00	\$252.02		\$54.50				(\$0.46)	\$326.06
Small Commercial									
150 Mcf/year (monthly bill)	\$20.00	\$197.30		\$45.42				(\$0.37)	\$262.35
Medium Commercial									
500 Mcf/year (monthly bill)	\$20.00	\$657.66		\$151.40				(\$1.15)	\$827.91
Large Commercial									
9000 Mcf/year (monthly bill)	\$300.00	\$10,496.03		\$2,725.13				(\$18.35)	\$13,502.81
Industrial									
> 9000 Mcf/year (monthly bill)	\$300.00	\$10,496.03		\$2,725.13				(\$18.35)	\$13,502.81

Shopping Update: As of March 2026, no NGSs were making offers to Leatherstocking's customers. As a small gas utility with under \$6 million in annual revenues, Leatherstocking is not subject to the provisions of the Natural Gas Choice and Competition Act outlined in Chapter 22 of the Public Utility Code; however, Leatherstocking may voluntarily petition the Commission to be an active participant under the Act if it so chooses. As it becomes available, shopping information, including Leatherstocking's price to compare and competitive offers being made, may be viewed at www.PAGasSwitch.com.

National Fuel Gas Distribution Corp.

National Fuel Gas Distribution Corp. (NFG) furnishes natural gas service to the public in portions of Armstrong, Butler, Cameron, Clarion, Clearfield, Crawford, Elk, Erie, Forest, Jefferson, McKean, Mercer, Potter, Venango and Warren counties in northwestern Pennsylvania. NFG currently serves about 197,000 residential customers, 16,200 commercial customers and 600 industrial customers. NFG operates under the terms of Gas Tariff Pa. P.U.C. No. 9.

Utility:		National Fuel Gas Distribution Corp.									
Default Rate Schedule for Gas Service in the Commonwealth of Pennsylvania											
Rates for Default Service											
Rate Classification	Customer Charge	Distribution Charge	Commodity Charge	GCR Adjustment	DSIC	MFC	GPC	OPEB*	Universal Service	STAS	TOTAL
Residential											
2 Mcf (monthly bill)	\$14.00	\$6.81	\$10.07	\$0.41	\$1.01	\$0.19	\$0.23	(\$0.42)	\$0.24	(\$0.04)	\$32.50
Residential Heating											
15 Mcf (monthly bill)	\$14.00	\$51.10	\$75.50	\$3.05	\$3.14	\$1.42	\$1.72	(\$3.19)	\$1.83	(\$0.11)	\$148.46
Small Commercial											
150 Mcf/year (monthly bill)	\$27.00	\$34.31	\$62.92	\$2.55	\$2.96	\$0.22	\$1.44	(\$1.32)		(\$0.10)	\$129.98
Medium Commercial											
500 Mcf/year (monthly bill)	\$37.00	\$104.21	\$209.74	\$8.48	\$6.82	\$0.74	\$4.79	(\$4.90)		(\$0.24)	\$366.64
Large Commercial											
9000 Mcf/year (monthly bill)	\$151.00	\$1,580.63	\$3,775.05	\$152.70	\$83.64	\$13.35	\$86.18	(\$69.56)		(\$2.94)	\$5,770.05
Industrial											
> 9000 Mcf/year (monthly bill)	\$252.00	\$1,335.00	\$3,775.05	\$152.70	\$76.65	\$13.35	\$86.18	(\$100.58)		(\$2.70)	\$5,587.65

Notes: *A one-time surcredit for the pass back of funds collected previously for Other Post Retirement Benefits expenses that have been deferred in accordance with Docket No. R-00061493.

Shopping Update: As of March 2026, 21 NGS offers were being made to NFG's customers. Furthermore, 23,547 customers (11.0% of customers; 45.7% of load) were using a competitive supplier. Information, including NFG's price to compare and competitive offers, is available at www.PAGasSwitch.com.

North East Heat & Light Co.

North East Heat & Light Co. (North East) provides natural gas service in North East, Erie County. North East provides natural gas to approximately 2,700 residential customers, 300 commercial customers and 15 industrial customers. North East operates under Gas Tariff Pa. P.U.C. No. 12.

Utility:		North East Heat & Light Co.								
Default Rate Schedule for Gas Service in the Commonwealth of Pennsylvania										
Rates for Default Service										
Rate Classification	Customer Charge	Distribution Charge	Commodity Charge	GCR Adjustment	DSIC	MFC	Universal Service	STAS	TOTAL	
Residential										
2 Mcf (monthly bill)	\$8.50	\$2.96		\$11.00					\$22.46	
Residential Heating										
15 Mcf (monthly bill)	\$8.50	\$22.17		\$82.52					\$113.19	
Small Commercial										
150 Mcf/year (monthly bill)	\$22.00	\$17.94		\$68.76					\$108.70	
Medium Commercial										
500 Mcf/year (monthly bill)	\$44.00	\$59.79		\$229.21					\$333.00	
Large Commercial										
9000 Mcf/year (monthly bill)	\$44.00	\$1,076.25		\$4,125.75					\$5,246.00	
Industrial										
> 9000 Mcf/year (monthly bill)	\$117.00	\$1,098.00		\$4,125.75					\$5,340.75	

Shopping Update: As of March 2026, no NGSs were making offers to North East's customers. As a small gas utility with under \$6 million in annual revenues, North East is not subject to the provisions of the Natural Gas Choice and Competition Act outlined in Chapter 22 of the Public Utility Code; however, North East may voluntarily petition the Commission to be an active participant under the Act if it so chooses. As it becomes available, shopping information, including North East's price to compare and competitive offers being made, may be viewed at www.PAGasSwitch.com.

PECO Energy Co.

PECO Energy Co. (PECO), a subsidiary of Exelon Corp. (Exelon), provides natural gas service to approximately 508,000 residential, 45,200 small commercial and industrial, and 340 large commercial and industrial customers. PECO's service territory consists of parts of Bucks, Chester, Delaware and Montgomery counties in southeastern Pennsylvania. The company operates under the terms of Gas Tariff Pa. P.U.C. No. 6. PECO also provides electric service to approximately 1.7 million customers in the Philadelphia area. Exelon, headquartered in Chicago, is the nation's largest utility company. Through its six utility operating companies, including PECO, Exelon provides natural gas and electric service to almost 11 million customers in Delaware, Illinois, Maryland, New Jersey, Pennsylvania and Washington D.C.

Utility:		PECO Energy Co.								
Default Rate Schedule for Gas Service in the Commonwealth of Pennsylvania										
Rates for Default Service										
Rate Classification	Customer Charge	Distribution Charge	Commodity Charge	GCR Adjustment	GPC	MFC	Universal Service	Education Charges	STAS	TOTAL
Residential										
2 Mcf (monthly bill)	\$15.70	\$13.63	\$11.24		\$0.07	\$0.05	(\$0.01)		\$0.01	\$40.69
Residential Heating										
15 Mcf (monthly bill)	\$15.70	\$102.23	\$84.30		\$0.54	\$0.37	(\$0.06)	\$0.01	\$0.06	\$203.15
Small Commercial										
150 Mcf/year (monthly bill)	\$29.36	\$64.98	\$70.25		\$0.45	\$0.11			\$0.05	\$165.20
Medium Commercial										
500 Mcf/year (monthly bill)	\$29.36	\$216.60	\$234.17		\$1.50	\$0.35			\$0.14	\$482.12
Large Commercial										
9000 Mcf/year (monthly bill)	\$29.36	\$3,651.38	\$4,215.08		\$27.00	\$6.30			\$2.38	\$7,931.50
Industrial										
> 9000 Mcf/year (monthly bill)	\$297.01	\$3,953.18	\$4,215.08		\$27.00	\$0.38			\$2.55	\$8,495.20

Shopping Update: As of March 2026, 53 NGS offers were being made to PECO's customers. Furthermore, 83,289 customers (15.0% of customers; 39.4% of load) were using a competitive supplier. Information, including PECO's price to compare and competitive offers, is available at www.PAGasSwitch.com.

Peoples Natural Gas Co. LLC

Peoples Natural Gas Co. LLC (Peoples), a subsidiary of Essential Utilities (Essential), serves approximately 650,000 residential, 54,000 commercial and 410 industrial customers. Peoples' service territory consists of parts of Allegheny, Armstrong, Beaver, Blair, Butler, Cambria, Clarion, Clearfield, Fayette, Greene, Indiana, Jefferson, Lawrence, Mercer, Somerset, Venango, Washington and Westmoreland counties in western Pennsylvania. The company operates under Gas Tariff Pa. P.U.C. No. 48. Essential serves approximately 5.5 million water, wastewater and natural gas customers across nine states under its Aqua and Peoples brands.

Utility: Peoples Natural Gas Co. LLC												
Default Rate Schedule for Gas Service in the Commonwealth of Pennsylvania												
Rates for Default Service												
Rate Classification	Customer Charge	Distribution Charge	Commodity Charge	GCR Adjustment	Capacity Charges*	DSIC	TRS**	MFC	GPC	Universal Service	STAS	TOTAL
Residential												
2 Mcf (monthly bill)	\$16.80	\$10.71	\$7.05	\$0.69	\$3.73	\$1.06	(\$0.17)	\$0.25	\$0.17	\$1.85	\$0.01	\$42.15
Residential Heating												
15 Mcf (monthly bill)	\$16.80	\$80.31	\$52.86	\$5.21	\$27.96	\$4.08	(\$0.60)	\$1.89	\$1.30	\$13.84	\$0.06	\$203.70
Small Commercial												
150 Mcf/year (monthly bill)	\$22.00	\$49.81	\$44.05	\$4.34	\$23.30	\$2.61	(\$0.44)	\$0.24	\$1.08		\$0.04	\$147.02
Medium Commercial												
500 Mcf/year (monthly bill)	\$44.00	\$165.75	\$146.59	\$14.44	\$77.55	\$7.64	(\$1.29)	\$0.79	\$3.60		\$0.12	\$459.19
Large Commercial												
9000 Mcf/year (monthly bill)	\$145.00	\$2,770.58	\$2,642.93	\$260.33	\$1,398.08	\$106.88	(\$17.92)	\$14.25	\$64.88		\$1.95	\$7,386.94
Industrial												
> 9000 Mcf/year (monthly bill)	\$145.00	\$2,770.58	\$2,642.93	\$260.33	\$1,398.08	\$106.88	(\$17.92)	\$14.25	\$64.88		\$1.95	\$7,386.94

Notes: *A charge Peoples uses to recover the costs to reserve capacity on the interstate pipelines (i.e. upstream transportation charges used to deliver supply to the citygate). The Allegheny Valley Connector System Charge (AVC) is now part of the Capacity Charge in compliance with the Commission's Final Order at Docket No. R-2025-3053184.
 **Tax Repair Surcredit

Shopping Update: As of March 2026, 35 NGS offers were being made to Peoples' customers. Furthermore, 88,596 customers (13.0% of customers; 45.0% of load) were using a competitive supplier. Information, including Peoples' price to compare and competitive offers, is available at www.PAGasSwitch.com.

Philadelphia Gas Works

Philadelphia Gas Works (PGW) serves approximately 457,200 residential, 20,900 commercial and 34,500 industrial customers within the City of Philadelphia. PGW is the largest municipally owned gas utility in the nation, maintaining a distribution system consisting of over 6,000 miles of gas mains and service pipes. The company operates under Gas Tariff Pa. P.U.C. No. 2. By Order entered Oct. 9, 2025, the Commission approved a settlement allowing for a base rate increase of \$62 million for PGW.

Utility:		Philadelphia Gas Works							
Default Rate Schedule for Gas Service in the Commonwealth of Pennsylvania									
Rates for Default Service									
Rate Classification	Customer Charge	Distribution Charge	Commodity Charge	GCR Adjustment	DSIC	MFC	Universal Service	STAS	TOTAL
Residential									
2 Mcf (monthly bill)	\$17.25	\$17.80	\$12.09	(\$0.23)	\$3.19	\$0.82	\$4.01		\$54.93
Residential Heating									
15 Mcf (monthly bill)	\$17.25	\$133.50	\$90.64	(\$1.69)	\$14.78	\$6.14	\$30.10		\$290.72
Small Commercial									
150 Mcf/year (monthly bill)	\$29.00	\$84.82	\$75.54	(\$1.41)	\$11.35	\$1.06	\$25.09		\$225.45
Medium Commercial									
500 Mcf/year (monthly bill)	\$29.00	\$282.75	\$251.79	(\$4.70)	\$32.30	\$3.54	\$83.62		\$678.29
Large Commercial									
9000 Mcf/year (monthly bill)	\$29.00	\$5,089.43	\$4,532.18	(\$84.60)	\$541.14	\$63.68	\$1,505.10		\$11,675.92
Industrial									
> 9000 Mcf/year (monthly bill)	\$100.00	\$5,196.00	\$4,532.18	(\$84.60)	\$555.65	\$33.98	\$1,505.10		\$11,838.30

Shopping Update: As of March 2026, 17 NGS offers were being made to PGW's customers. Furthermore, 35,996 customers (7.0% of customers; 38.1% of load) were using a competitive supplier. Information, including PGW's price to compare and competitive offers, is available at www.PAGasSwitch.com.

Pike County Light & Power Co.

Pike County Light & Power Co. (Pike) provides natural gas distribution service to approximately 1,300 residential customers and 80 commercial customers in Westfall Township and Matamoras Borough, Pike County, in northeastern Pennsylvania. The company operates under Gas Tariff Pa. P.U.C. No. 6. Pike also provides electric distribution service in parts of Pike County. Pike is a subsidiary of Corning Natural Gas Holding Corp. (Corning), headquartered in Corning, New York. Corning also owns the Pennsylvania utility Leatherstocking Gas Co. (Leatherstocking). Through its operating subsidiaries, including Pike and Leatherstocking, Corning provides natural gas and electric services to approximately 15,000 customers in New York and Pennsylvania. By Order entered Aug. 28, 2025, the Commission approved a settlement allowing for a base rate increase of \$825,000 for Pike (Gas Division).

Utility:		Pike County Light & Power Co.							
Default Rate Schedule for Gas Service in the Commonwealth of Pennsylvania									
Rates for Default Service									
Rate Classification	Customer Charge	Distribution Charge	Commodity Charge	GCR Adjustment	DSIC	MFC	Universal Service	STAS	TOTAL
Residential									
2 Mcf (monthly bill)	\$8.75	\$20.78		\$20.97	\$0.38	\$0.00	\$0.00	(\$0.05)	\$50.83
Residential Heating									
15 Mcf (monthly bill)	\$8.75	\$155.82		\$157.26	\$2.45	\$0.00	\$0.00	(\$0.26)	\$324.02
Small Commercial									
150 Mcf/year (monthly bill)	\$14.25	\$99.49		\$131.05	\$1.86	\$0.00	\$0.00	(\$0.18)	\$246.47
Medium Commercial									
500 Mcf/year (monthly bill)	\$14.25	\$308.41		\$436.83	\$5.77	\$0.00	\$0.00	(\$0.52)	\$764.74
Large Commercial									
9000 Mcf/year (monthly bill)	\$14.25	\$4,536.45		\$7,862.85	\$94.34	\$0.00	\$0.00	(\$7.28)	\$12,500.61
Industrial									
> 9000 Mcf/year (monthly bill)									

Shopping Update: As of March 2026, no NGSs were making offers to Pike's customers. As a small gas utility with under \$6 million in annual revenues, Pike is not subject to the provisions of the Natural Gas Choice and Competition Act outlined in Chapter 22 of the Public Utility Code; however, Pike may voluntarily petition the Commission to be an active participant under the Act if it so chooses. As it becomes available, shopping information, including Pike's price to compare and competitive offers being made, may be viewed at www.PAGasSwitch.com.

Pine-Roe Natural Gas Co. Inc.

Pine-Roe Natural Gas Co. Inc. (Pine-Roe) serves customers in the townships of Beaver, Clarion, Monroe, Piney, Toby and Porter in Clarion County, western Pennsylvania. Pine-Roe serves approximately 220 residential customers and operates under Gas Tariff Pa. P.U.C. No. 1.

Utility:		Pine Roe Natural Gas Co. Inc.							
Default Rate Schedule for Gas Service in the Commonwealth of Pennsylvania									
Rates for Default Service									
Rate Classification	Customer Charge	Distribution Charge	Commodity Charge	GCR Adjustment	DSIC	MFC	Universal Service	STAS	TOTAL
Residential									
2 Mcf (monthly bill)	\$13.00	\$7.52		\$11.83					\$32.35
Residential Heating									
15 Mcf (monthly bill)	\$13.00	\$56.41		\$88.75					\$158.16
Small Commercial									
150 Mcf/year (monthly bill)									
Medium Commercial									
500 Mcf/year (monthly bill)									
Large Commercial									
9000 Mcf/year (monthly bill)									
Industrial									
> 9000 Mcf/year (monthly bill)									

Shopping Update: As of March 2026, no NGSs were making offers to Pine-Roe’s customers. As a small gas utility with under \$6 million in annual revenues, Pine-Roe is not subject to the provisions of the Natural Gas Choice and Competition Act outlined in Chapter 22 of the Public Utility Code; however, Pine-Roe may voluntarily petition the Commission to be an active participant under the Act if it so chooses. As it becomes available, shopping information, including Pine-Roe’s price to compare and competitive offers being made, may be viewed at www.PAGasSwitch.com.

Riemer Natural Gas LLC

Riemer Natural Gas LLC (Riemer) provides natural gas service in Buffalo, Clinton and Jefferson townships, Butler County. Riemer serves approximately 640 residential customers and 10 commercial customers. The company operates under Gas Tariff Pa. P.U.C. No. 1.

Utility:		Riemer Natural Gas LLC							
Default Rate Schedule for Gas Service in the Commonwealth of Pennsylvania									
Rates for Default Service									
Rate Classification	Customer Charge	Distribution Charge	Commodity Charge	GCR Adjustment	DSIC	MFC	Universal Service	STAS	TOTAL
Residential									
2 Mcf (monthly bill)	\$10.50	\$11.90		\$17.22					\$39.62
Residential Heating									
15 Mcf (monthly bill)	\$10.50	\$89.29		\$129.18					\$228.97
Small Commercial									
150 Mcf/year (monthly bill)	\$26.00	\$74.40		\$200.37					\$300.77
Medium Commercial									
500 Mcf/year (monthly bill)	\$26.00	\$248.02		\$358.85					\$632.87
Large Commercial									
9000 Mcf/year (monthly bill)									
Industrial									
> 9000 Mcf/year (monthly bill)									

Shopping Update: As of March 2026, no NGSs were making offers to Riemer's customers. As a small gas utility with under \$6 million in annual revenues, Riemer is not subject to the provisions of the Natural Gas Choice and Competition Act outlined in Chapter 22 of the Public Utility Code; however, Riemer may voluntarily petition the Commission to be an active participant under the Act if it so chooses. As it becomes available, shopping information, including Riemer's price to compare and competitive offers being made, may be viewed at www.PAGasSwitch.com.

SAR Gas Co.

SAR Gas Co. (SAR), operating under Gas Tariff Pa. P.U.C. No. 1, furnishes natural gas service to the public in Rockland Township, Venango County. SAR serves approximately 190 residential customers.

Utility:		SAR Gas Co.							
Default Rate Schedule for Gas Service in the Commonwealth of Pennsylvania									
Rates for Default Service									
Rate Classification	Customer Charge	Distribution Charge	Commodity Charge	GCR Adjustment	DSIC	MFC	Universal Service	STAS	TOTAL
Residential									
2 Mcf (monthly bill)			\$24.00						\$24.00
Residential Heating									
15 Mcf (monthly bill)			\$173.50						\$173.50
Small Commercial									
150 Mcf/year (monthly bill)									
Medium Commercial									
500 Mcf/year (monthly bill)									
Large Commercial									
9000 Mcf/year (monthly bill)									
Industrial									
> 9000 Mcf/year (monthly bill)									

Notes: SAR Gas charges \$12.50 for the first Mcf and \$11.50 for each subsequent Mcf.

Shopping Update: As of March 2026, no NGSs were making offers to SAR’s customers. As a small gas utility with under \$6 million in annual revenues, SAR is not subject to the provisions of the Natural Gas Choice and Competition Act outlined in Chapter 22 of the Public Utility Code; however, SAR may voluntarily petition the Commission to be an active participant under the Act if it so chooses. As it becomes available, shopping information, including SAR’s price to compare and competitive offers being made, may be viewed at www.PAGasSwitch.com.

Sigel Gas Co.

Sigel Gas Co. (Sigel), based in New Bethlehem, Clarion County, serves approximately 215 residential and 30 commercial customers. Sigel's service territory is comprised of Barnett, Clover, Eldred, Rose and Union townships in Jefferson County, western Pennsylvania. Sigel operates under Gas Tariff Pa. P.U.C. No. 3.

Utility:	Sigel Gas Co.								
Default Rate Schedule for Gas Service in the Commonwealth of Pennsylvania									
Rates for Default Service									
Rate Classification	Customer Charge	Distribution Charge	Commodity Charge	GCR Adjustment	DSIC	MFC	Universal Service	STAS	TOTAL
Residential									
2 Mcf (monthly bill)	\$12.00	\$7.00		\$11.34					\$30.34
Residential Heating									
15 Mcf (monthly bill)	\$12.00	\$52.50		\$85.02					\$149.52
Small Commercial									
150 Mcf/year (monthly bill)	\$12.00	\$43.75		\$70.85					\$126.60
Medium Commercial									
500 Mcf/year (monthly bill)	\$12.00	\$145.83		\$236.17					\$394.00
Large Commercial									
9000 Mcf/year (monthly bill)	\$12.00	\$2,625.00		\$4,251.00					\$6,888.00
Industrial									
> 9000 Mcf/year (monthly bill)									

Shopping Update: As of March 2026, no NGSs were making offers to Sigel's customers. As a small gas utility with under \$6 million in annual revenues, Sigel is not subject to the provisions of the Natural Gas Choice and Competition Act outlined in Chapter 22 of the Public Utility Code; however, Sigel may voluntarily petition the Commission to be an active participant under the Act if it so chooses. As it becomes available, shopping information, including Sigel's price to compare and competitive offers being made, may be viewed at www.PAGasSwitch.com.

UGI Utilities Inc. – Gas Division

UGI Utilities Inc. – Gas Division (UGI) is Pennsylvania’s largest natural gas utility serving approximately 629,000 residential, 70,500 commercial and 1,750 industrial customers in portions of 46 counties throughout the Commonwealth. UGI is a subsidiary of UGI Corp., a leading energy distribution company based in King of Prussia, Montgomery County, that provides natural gas, electricity, and propane services through its subsidiaries. By Order entered September 11, 2025, the Commission approved a \$69.5 million rate increase for UGI. The company operates under the terms of Gas Tariff Pa. P.U.C. No. 7. UGI Utilities Inc. also provides electric distribution service in Pennsylvania to approximately 63,000 customers.

Utility: UGI Utilities Inc. - Gas Division											
Default Rate Schedule for Gas Service in the Commonwealth of Pennsylvania											
Rates for Default Service											
Rate Classification	Customer Charge	Distribution Charge	Commodity Charge	GCR Adjustment	DSIC	GPC	MFC	EEC*	Universal Service	STAS	TOTAL
Residential											
2 Mcf (monthly bill)	\$16.25	\$12.66	\$12.46	\$1.03	\$0.10	\$0.13	\$0.35	\$0.39	\$1.27		\$44.64
Residential Heating											
15 Mcf (monthly bill)	\$16.25	\$94.98	\$93.48	\$7.74	\$0.42	\$0.99	\$2.59	\$2.91	\$9.54	\$0.02	\$228.92
Small Commercial*											
150 Mcf/year (monthly bill)	\$36.42	\$53.76	\$77.90	\$6.45	\$0.30	\$0.83	\$0.47	\$0.32		\$0.02	\$176.47
Medium Commercial											
500 Mcf/year (monthly bill)	\$36.42	\$179.18	\$259.68	\$21.51	\$0.73	\$2.75	\$1.57	\$1.08		\$0.05	\$502.97
Large Commercial											
9000 Mcf/year (monthly bill)	\$36.42	\$3,225.30	\$4,674.23	\$387.23	\$11.08	\$49.50	\$28.34	\$19.43		\$0.84	\$8,432.37
Industrial											
> 9000 Mcf/year (monthly bill)	\$36.42	\$3,225.66	\$4,674.74	\$387.27	\$11.09	\$49.51	\$28.35	\$19.43		\$0.84	\$8,433.31

Notes: *Energy Efficiency and Conservation Rider

Shopping Update: As of March 2026, 41 NGS offers were being made to UGI’s customers. Furthermore, 108,053 customers (15.3% of customers; 71.2% of load) were using a competitive supplier. Information, including UGI’s price to compare and competitive offers, is available at www.PAGasSwitch.com.

Valley Energy Inc.

Valley Energy Inc. (Valley), based in Sayre, Bradford County, serves approximately 6,500 residential, 910 commercial and 30 industrial customers. Valley's service territory consists of the Boroughs of Athens, Monroe, Sayre, South Waverly and Towanda, along with the Townships of Asylum, Athens, Monroe, North Towanda, Towanda, Ulster and Wysox, in Bradford County, northeastern Pennsylvania. The company operates under Gas Tariff Pa. P.U.C. No. 2. Valley is a subsidiary of C&T Enterprises Inc. (C&T), a holding company owned by the Claverack and Tri-County rural electric cooperatives for their for-profit enterprises. C&T also owns the Pennsylvania utilities Citizens' Electric Co. and Wellsboro Electric Co. By Order entered Jan. 15, 2026, the Commission approved a settlement allowing for a base rate increase of approximately \$1.1 million for Valley.

Utility:		Valley Energy Inc.							
Default Rate Schedule for Gas Service in the Commonwealth of Pennsylvania									
Rates for Default Service									
Rate Classification	Customer Charge	Distribution Charge	Commodity Charge	GCR Adjustment	DSIC	MFC	Universal Service	STAS	TOTAL
Residential									
2 Mcf (monthly bill)	\$13.80	\$9.19		\$9.01				\$0.03	\$32.03
Residential Heating									
15 Mcf (monthly bill)	\$13.80	\$68.90		\$67.56				\$0.12	\$150.38
Small Commercial									
150 Mcf/year (monthly bill)	\$25.00	\$42.45		\$56.30				\$0.10	\$123.85
Medium Commercial									
500 Mcf/year (monthly bill)	\$25.00	\$141.50		\$187.67				\$0.24	\$354.41
Large Commercial									
9000 Mcf/year (monthly bill)	\$25.00	\$2,547.00		\$3,378.08				\$3.77	\$5,953.85
Industrial									
> 9000 Mcf/year (monthly bill)	\$100.00	\$1,682.25		\$3,378.08				\$2.61	\$5,162.94

Shopping Update: As of March 2026, no NGSs were making offers to Valley's customers. However, 75 commercial and industrial customers (1.0% of customers; 67.0% of load) were using a competitive supplier. Information, including Valley's price to compare and competitive offers, is available at www.PAGasSwitch.com.

Wally Gas Co.

Wally Gas Co. (Wally) serves approximately 190 residential and seven commercial customers in the townships of East Franklin and North Buffalo in Armstrong County, western Pennsylvania. Wally operates under Gas Tariff Pa. P.U.C. No. 1.

Utility:		Wally Gas Co.							
Default Rate Schedule for Gas Service in the Commonwealth of Pennsylvania									
Rates for Default Service									
Rate Classification	Customer Charge	Distribution Charge	Commodity Charge	GCR Adjustment	DSIC	MFC	Universal Service	STAS	TOTAL
Residential									
2 Mcf (monthly bill)	\$10.00	\$1.69		\$26.40					\$38.09
Residential Heating									
15 Mcf (monthly bill)	\$10.00	\$12.68		\$197.98					\$220.66
Small Commercial									
150 Mcf/year (monthly bill)	\$10.00	\$10.56		\$164.98					\$185.54
Medium Commercial									
500 Mcf/year (monthly bill)	\$10.00	\$35.21		\$549.95					\$595.16
Large Commercial									
9000 Mcf/year (monthly bill)	\$10.00	\$633.75		\$9,899.03					\$10,542.78
Industrial									
> 9000 Mcf/year (monthly bill)									

Shopping Update: As of March 2026, no NGSs were making offers to Wally's customers. As a small gas utility with under \$6 million in annual revenues, Wally is not subject to the provisions of the Natural Gas Choice and Competition Act outlined in Chapter 22 of the Public Utility Code; however, Wally may voluntarily petition the Commission to be an active participant under the Act if it so chooses. As it becomes available, shopping information, including Wally's price to compare and competitive offers being made, may be viewed at www.PAGasSwitch.com.



Pennsylvania Public Utility Commission
Commonwealth Keystone Building
400 North Street
Harrisburg, PA 17120
www.puc.pa.gov

