



Richard G. Webster, Jr.
Director
Rates and Regulatory Affairs

Telephone 215.841.4000 ext 5777
Fax 215.841.6208
www.exeloncorp.com
dick.webster@exeloncorp.com

PECO Energy Company
2301 Market Street, 515
Philadelphia, PA 19103

Mail To: 8699
Philadelphia, PA 19101-8699

August 30, 2010

Ms. Rosemary Chiavetta, Secretary
Pennsylvania Public Utility Commission
Commonwealth Keystone Building
400 North Street
Harrisburg, PA 17120

Subject: Universal Service Fund Charge – Section 1307 Mechanism
Preliminary Reconciliation for 2010

Dear Mr. McNulty:

PECO encloses for filing with the Commission an original and eight copies of PECO's preliminary reconciliation of the Universal Service Fund Charge ("USFC") and Supplemental USFC for 2010. This filing is made in accordance with the USFC provisions of Paragraph 33 and 34 of the Joint Petition for Full Settlement (R00973953) as modified by Paragraph 35 of the PECO-Unicom Merger Settlement (Docket No. A-110550F0147) with the Commission's Order at Docket No's. R-00038535 & C-20031543. The Supplemental USFC component is in accordance with the Commission's Order at Docket No. M-00061945.

This filing, which includes actual data through July, supports a total USFC rate of 0.18 cent/kWh that would be added to the Variable Distribution Charges contained in Rates R, RT and RH. For a typical residential customer using 500 kWh per month, the new USFC rate would result in a \$0.20 decrease (0.25%) to a typical monthly bill.

This preliminary filing will be updated for additional actual information prior to the Section 1307 public hearing, which would occur within 60 days. **The Company respectfully requests that such public hearing be held the same day that the Company's Transition Cost Section 1307 hearing is scheduled.**

This filing includes the following Exhibits:

- Exhibit 1 – USFC Calculation
- Exhibit 2 – Supplement USFC Calculation
- Exhibit 3 – Proposed Tariff Sheets indicating the rate information for 2011
- Exhibit 4 – Rate R, RT and RH Proofs of Revenue for 2011
- Exhibit 5 – Bill Comparison

RECEIVED


AUG 30 2010

PA PUBLIC UTILITY COMMISSION
SECRETARY'S BUREAU

Ms. Rosemary Chiavetta, Secretary
August 30, 2010
Page 2

Please acknowledge receipt of the foregoing on the enclosed copy of this letter.
A business reply envelope is enclosed for your convenience.

Sincerely,

A handwritten signature in black ink, appearing to read "R. E. Wallace". The signature is written in a cursive style with a prominent flourish at the end.

w/enclosures

cc: The Honorable James H. Cawley, Chairman
The Honorable Tyrone J. Christy, Commissioner
The Honorable John F. Coleman, Jr., Commissioner
The Honorable Robert F. Powelson, Commissioner
The Honorable Wayne E. Gardner, Commissioner
C. Walker-Davis, Esquire, Director - Office of Special Assistants
P. Diskin, Bureau of Fixed Utility Services
J. E. Simms, Director, Office of Trial Staff
M. Carl Lesney, Director, Bureau of Audits
R. E. Wallace, Bureau of Audits
Service List

Certificate of Service

I hereby certify that I have this day served the foregoing document on the following by first class mail:

Susan M. Shanaman, Esq.
212 North Third Street, Suite 203
Harrisburg, PA 17101
(Counsel for CEED)

C. Neil Petersen, Esq.
South Eastern Pennsylvania Transportation Authority
Office of the General Counsel
1234 Market Street - Fifth Floor
Philadelphia, PA 19107-3780
(Counsel for SEPTA)

William R. Lloyd, Jr.
Office of Small Business Advocate
Suite 1102, Commerce Bldg.
300 North Second Street
Harrisburg, PA 17101
(Counsel for Small Business Advocate)

Pennsylvania Rural Electric Association
212 Locust Street
Harrisburg, PA 17108

Roger Clark, Esq.
NESIP 905 Denston Drive
Ambler, PA 19002-3901
(Attorney for Environmentalists)

Paul E. Russell, Esq.
PP&L Services Corporation
Two North Ninth Street
Allentown, PA 18101
email: perussell@pplweb.com
(Counsel for PP&L)

Johnnie E. Simms, Director
Pennsylvania Public Utility Commission
Office of Trial Staff-Commonwealth Keystone Bldg.
400 North St.
Harrisburg, PA 17102
(Counsel for Office of Trial Staff)

John Halsted, Esq.
Gawthrop, Greenwood & Halsted
P. O. Box 562
West Chester, PA 19381-0562
email: gghlaw@gawthrop.com
(Counsel for East Brandywine Township)

Tanya McCloskey, Esq.
Office of Consumer Advocate
555 Walnut Street
Forum Place, 5th Floor
Harrisburg, PA 17101
email paoca@ptd.net

John Hanger
610 N. Third Street
Harrisburg, PA 17101-1113
(Counsel for Citizens for Pennsylvania's Future)

Eric Epstein
4100 Hillsdale Road
Harrisburg, PA 17112
email: eepstein@igc.apc.org
(Pro Se)

David M. Kleppinger, Esq.
Charis M. Burak, Esq.
McNees, Wallace & Nurick
100 Pine Street
Harrisburg, PA 17108
email: dkleppin@mwm.com
Counsel for Phila. Area Industrial Energy Users
Group, to the Industrial Energy Consumers of Pa. & City of
Philadelphia)

Gordon Smith, Esq.
John & Hengerer
1200 17th Street, N.W. - Suite 600
Washington, DC 20036-3006
(Counsel for Electric Clearinghouse, Vastar and Noram Energy)

Lillian Smith Harris, Esq.
Hawke & McKeon LLP
Harrisburg Energy Center
100 North Tenth Street - P.O. Box 1778
Harrisburg, PA 17105
(Counsel for Municipal Group)

Michael G. Banta, Esq.
Indianapolis Power & Light Company
One Monument Circle
P.O. Box 1595
Indianapolis, IN 46206-1595
(Counsel for IP&L)

RECEIVED
AUG 30 2010
PA PUBLIC UTILITY COMMISSION
SECRETARY'S BUREAU

Joseph Otis Minott, Esq.
135 South 19th Street- Suite 300
Philadelphia, PA 19103
email: joe_minott@cleanair.org
(Counsel for Clean Air Counsel)

Dennis M. Moore, Esq.
Associate General Counsel-Litigation
National Railroad Passenger Corporation
60 Massachusetts Avenue N.E.
Washington, DC 20002
(Counsel for Amtrak)

Kenneth M. Barna, Esq.
Wayne R. Frigard, Esq.
Rubin and Rudman LLP
50 Rowes Wharf
Boston, MA 02110
email: wfrigard@rubinrudman.com
(Counsel for Amtrak)

Phil Bertocci, Esq.
Community Legal Services, Inc.
1424 Chestnut Street, 4th Fl.
Philadelphia, PA 19102
email: pbertocci@clsphila.org
(Counsel for CEPA, et al.)

Joe Dworetzky, Esq./Matthew Hamermesh, Esq.
Hangley Aronchick Segal & Pudlin
One Logan Square - 27th Fl.
Philadelphia, PA 19103
email: jad@hangley.com
mah@hangley.com
(Counsel for Mid-Atlantic Power Supply)

John L. Munsch, Esq.
Deborah J. Henry, Esq.
Allegheny Power
800 Cabin Hill Drive
Greensburg, PA 15601-1689
email: jmunsch@alleghenyenergy.com
dhenry1@alleghenyenergy.com
(Counsel for Allegheny Power)

David Desalle, Esq.
Ryan, Russell, Ogden & Seltzer
800 North Third Street, Suite 101
Harrisburg, PA 17102
(Counsel for GPU)

John Will Ongman, Esq.
Marc Machlin, Esq.
Pepper Hamilton LLP
600 Fourteenth St., NW
Washington, DC 20005
email: ongmanj@pepperlaw.com
machlinm@pepperlaw.com
(Counsel for Amtrak)

Stephanie A. Sugrue, Esq./ Mary Ann Ralls, Esq.
Shelia Hollis, Esq.
Duane, Morris & Heckscher, LLP
1667 K Street, N.W. - Suite 700
Washington, DC 20006
(Counsel for QST)

Paul L. Zeigler, Esq.
Paul L. Zeigler PC
300 Bridge Street, Second Floor
P.O. Box B
New Cumberland, PA 17070
(Counsel for Delaware Valley Schools Energy/Utility Consortium)



Richard G. Webster, Jr.
Director, Rates and Regulatory Affairs
PECO, An Exelon Company
2301 Market Street, S15-2
Philadelphia, PA 19103
Dated: August 30, 2010

EXHIBIT 1

RECEIVED

AUG 30 2010

PA PUBLIC UTILITY COMMISSION
SECRETARY'S BUREAU

PECO - Electric Operations
Calculation of USFC Rate Effective January 1, 2011

	<u>Amount</u>	<u>\$/KWH</u>	
(1) C = Projected Recoverable CAP Costs	\$ 18,495,070	\$0.00142	p. 2 of 3
(2) E = Experienced & Estimated Net Over/(Under)			
a. Over/(Under)	\$ 1,290,176	\$0.00010	p. 2 of 3
b. Interest	\$67,238	\$0.00001	p. 3 of 3
	<u>\$1,357,414</u>	\$0.00010	
(3) Net Recoverable (C - E)	\$17,137,656	\$0.00131	
(4) S = Projected Rate R, RH Sales for Computation Period	13,057,885,931		
(5) USFC: (3) / (4)	\$0.0013		

RECEIVED
AUG 30 2010
PA PUBLIC UTILITY COMMISSION
SECRETARY'S BUREAU

PECO - Calculation of USFC Rate

E-Factor Period Month	Billed Sales (a) (Rates R, RH, RT) (1)	Revenue				Total Revenue (8) = (3) + (5)	No. of Cap Customers exceeding 90,000 @ 1/1 (7)	Allowable Cost Recovery (6) = (7) x \$31.92 (d)	Over/(Under) Recovery (9) = (6) - (8)	Cumulative Over/(Under) Recovery (10)
		C Rate (2)	C Revenue (3) = Sales * Rate	E Rate (4)	E Revenue (5) = Sales * Rate					
Balance									\$ (472,407)	
Jan-09	1,288,910,859	\$ 0.0011	\$ 1,417,802	\$0.0001	\$ 128,891	\$ 1,546,693	36,644	\$ 1,169,676	\$ 377,017	\$ (95,390)
Feb-09	1,130,529,841	\$ 0.0012	\$ 1,356,636	\$0.0000	\$ -	\$ 1,356,636	37,785	\$ 1,206,097	\$ 150,539	\$ 55,148
Mar-09	942,166,573	\$ 0.0012	\$ 1,130,600	\$0.0000	\$ -	\$ 1,130,600	38,812	\$ 1,238,879	\$ (108,279)	\$ (53,131)
Apr-09	792,960,492	\$ 0.0012	\$ 951,553	\$0.0000	\$ -	\$ 951,553	40,713	\$ 1,299,559	\$ (348,006)	\$ (401,137)
May-09	748,615,194	\$ 0.0012	\$ 898,338	\$0.0000	\$ -	\$ 898,338	41,293	\$ 1,318,073	\$ (419,734)	\$ (820,872)
Jun-09	814,154,903	\$ 0.0012	\$ 976,986	\$0.0000	\$ -	\$ 976,986	40,186	\$ 1,282,737	\$ (305,751)	\$ (1,126,623)
Jul-09	992,049,575	\$ 0.0012	\$ 1,190,459	\$0.0000	\$ -	\$ 1,190,459	39,884	\$ 1,273,097	\$ (82,638)	\$ (1,209,261)
Aug-09	1,170,005,978	\$ 0.0012	\$ 1,404,007	\$0.0000	\$ -	\$ 1,404,007	40,263	\$ 1,285,195	\$ 118,812	\$ (1,090,449)
Sep-09	1,079,238,564	\$ 0.0012	\$ 1,295,086	\$0.0000	\$ -	\$ 1,295,086	40,891	\$ 1,305,241	\$ (10,154)	\$ (1,100,603)
Oct-09	751,591,642	\$ 0.0012	\$ 901,910	\$0.0000	\$ -	\$ 901,910	41,775	\$ 1,333,458	\$ (431,548)	\$ (1,532,151)
Nov-09	774,416,296	\$ 0.0012	\$ 929,300	\$0.0000	\$ -	\$ 929,300	40,791	\$ 1,302,049	\$ (372,749)	\$ (1,904,900)
Dec-09	1,013,630,240	\$ 0.0012	\$ 1,216,356	\$0.0000	\$ -	\$ 1,216,356	40,619	\$ 1,296,558	\$ (80,202)	\$ (1,985,102)
	11,498,270,157		13,669,033		128,891	13,797,924		\$ 15,310,620	(1,512,695)	
Jan-10	1,278,083,252	\$ 0.0012	\$ 1,533,700	\$0.0000	\$ -	\$ 1,533,700	41,164	\$ 1,313,955	\$ 219,745	\$ (1,765,357)
Feb-10	1,099,265,775	\$ 0.0015	\$ 1,648,899	\$0.0002	\$ 219,853	\$ 1,868,752	40,561	\$ 1,294,707	\$ 574,045	\$ (1,191,313)
Mar-10	953,625,895	\$ 0.0015	\$ 1,430,439	\$0.0002	\$ 190,725	\$ 1,621,164	41,240	\$ 1,316,381	\$ 304,783	\$ (886,529)
Apr-10	747,803,978	\$ 0.0015	\$ 1,121,706	\$0.0002	\$ 149,561	\$ 1,271,267	42,045	\$ 1,342,076	\$ (70,810)	\$ (957,339)
May-10	736,666,549	\$ 0.0015	\$ 1,105,000	\$0.0002	\$ 147,333	\$ 1,252,333	47,019	\$ 1,500,846	\$ (248,513)	\$ (1,205,852)
Jun-10	1,029,642,594	\$ 0.0015	\$ 1,544,464	\$0.0002	\$ 205,929	\$ 1,750,392	47,500	\$ 1,516,200	\$ 234,192	\$ (971,660)
Jul-10	1,395,071,303	\$ 0.0015	\$ 2,092,607	\$0.0002	\$ 279,014	\$ 2,371,621	48,290	\$ 1,541,417	\$ 830,204	\$ (141,456)
Aug-10 (b)	1,343,117,313	\$ 0.0015	\$ 2,014,676	\$0.0002	\$ 268,623	\$ 2,283,299	48,290	\$ 1,541,417	\$ 741,883	\$ 600,427
Sept-10 (b)	958,687,739	\$ 0.0015	\$ 1,438,032	\$0.0002	\$ 191,738	\$ 1,629,769	48,290	\$ 1,541,417	\$ 88,352	\$ 688,779
Oct-10 (c)	868,071,196	\$ 0.0015	\$ 1,302,107	\$0.0002	\$ 173,614	\$ 1,475,721	48,290	\$ 1,541,417	\$ (65,696)	\$ 623,084
Nov-10 (c)	969,008,142	\$ 0.0015	\$ 1,453,512	\$0.0002	\$ 193,802	\$ 1,647,314	48,290	\$ 1,541,417	\$ 105,897	\$ 728,981
Dec-10 (c)	1,236,830,486	\$ 0.0015	\$ 1,855,246	\$0.0002	\$ 247,366	\$ 2,102,612	48,290	\$ 1,541,417	\$ 561,195	\$ 1,290,176
	12,615,874,222		\$ 18,540,386		\$ 2,267,558	\$ 20,807,945		\$ 17,532,666	\$ 3,275,278	
Total Balance for E factor period									\$	1,290,176

C-Factor Period	No. of Cap Customers exceeding 90,000 @ 1/1 (7)	Allowable Cost Recovery (3) = (2) x \$383 (d)
12 Month Total	48,290	\$ 18,495,070

- (a) USFC approved 1/1/07. Was included in customer bills beginning with the first full billing cycle in February 2007.
- (b) Actuals to be reflected in final October reconciliation.
- (c) Estimated.
- (d) \$383 annual recovery x 1/12 monthly = \$31.92/CAP customer exceeding 90,000/per month

PECO - Interest Calculation

E-Factor Period	Billed Sales	C Rate	C Revenue	No. of Cap Customers	Allowable	Over/(Under)	Interest Rate	Interest Factor	Interest Owed/	Interest Refund	Interest Refund	Cummulative Interest
Month	(Rates R, RH, RT)			exceeding 90,000 @ 1/1	Cost Recovery	Recovery			(Interest to be Recouped)	Rate		Interest Owed/
	(1)	(2)	(3) = Sales * Rate	(4)	(5) = (4) x \$31.92 (c)	(6) = (3) - (5)	(7)	(8)	(9) = (8) x (7) x (8) (d)	(10)	(11) = (1) * (10)	(12) = (9) - (11)
Balance												\$ 2,355
Jan-09	1,288,910,859	0.0011	\$ 1,417,802	36,644	\$ 1,169,676	\$ 248,125	6%	18/12	\$ 22,331	0.0000	\$0	\$ 24,686
Feb-09	1,130,529,841	0.0012	\$ 1,356,636	37,785	\$ 1,206,097	\$ 150,539	6%	17/12	\$ 12,796	0.0000	\$0	\$ 37,482
Mar-09	942,166,573	0.0012	\$ 1,130,600	36,812	\$ 1,236,679	\$ (106,279)	6%	16/12	\$ (8,662)	0.0000	\$0	\$ 28,820
Apr-09	792,960,492	0.0012	\$ 951,553	40,713	\$ 1,299,559	\$ (348,006)	6%	15/12	\$ (26,100)	0.0000	\$0	\$ 2,719
May-09	748,615,194	0.0012	\$ 898,338	41,293	\$ 1,318,073	\$ (419,734)	6%	14/12	\$ (29,381)	0.0000	\$0	\$ (26,662)
Jun-09	814,154,903	0.0012	\$ 976,986	40,186	\$ 1,282,737	\$ (305,751)	6%	13/12	\$ (19,874)	0.0000	\$0	\$ (46,536)
Jul-09	992,049,575	0.0012	\$ 1,190,459	39,884	\$ 1,273,097	\$ (82,638)	6%	12/12	\$ (4,958)	0.0000	\$0	\$ (51,494)
Aug-09	1,170,005,978	0.0012	\$ 1,404,007	40,263	\$ 1,285,195	\$ 118,812	6%	11/12	\$ 6,535	0.0000	\$0	\$ (44,960)
Sep-09	1,079,238,564	0.0012	\$ 1,295,086	40,891	\$ 1,305,241	\$ (10,154)	6%	10/12	\$ (508)	0.0000	\$0	\$ (45,467)
Oct-09	751,591,642	0.0012	\$ 901,910	41,775	\$ 1,333,458	\$ (431,548)	6%	9/12	\$ (19,420)	0.0000	\$0	\$ (64,887)
Nov-09	774,416,296	0.0012	\$ 929,300	40,791	\$ 1,302,049	\$ (372,749)	6%	8/12	\$ (14,910)	0.0000	\$0	\$ (79,797)
Dec-09	1,013,630,240	0.0012	\$ 1,216,356	40,619	\$ 1,296,558	\$ (80,202)	6%	7/12	\$ (2,807)	0.0000	\$0	\$ (82,604)
	11,498,270,157		13,669,033		\$ 15,310,620	(1,641,586)			\$ (84,959)			
											Net Interest	\$ -
Jan-10	1,278,083,252	\$ 0.0012	\$ 1,533,700	41,164	\$ 1,313,955	\$ 219,745	6%	18/12	\$ 19,777	0.0000	\$0	\$ 19,777
Feb-10	1,099,265,775	\$ 0.0015	\$ 1,648,899	40,561	\$ 1,294,707	\$ 354,192	6%	17/12	\$ 30,106	0.0000	\$0	\$ 49,883
Mar-10	953,625,895	\$ 0.0015	\$ 1,430,439	41,240	\$ 1,316,381	\$ 114,058	6%	16/12	\$ 9,125	0.0000	\$0	\$ 59,008
Apr-10	747,803,978	\$ 0.0015	\$ 1,121,706	42,045	\$ 1,342,076	\$ (220,370)	6%	15/12	\$ (16,528)	0.0000	\$0	\$ 42,480
May-10	736,666,549	\$ 0.0015	\$ 1,105,000	47,019	\$ 1,500,846	\$ (395,847)	6%	14/12	\$ (27,709)	0.0000	\$0	\$ 14,771
Jun-10	1,029,642,594	\$ 0.0015	\$ 1,544,464	47,500	\$ 1,516,200	\$ 28,264	6%	13/12	\$ 1,837	0.0000	\$0	\$ 16,608
Jul-10	1,395,071,303	\$ 0.0015	\$ 2,092,607	48,290	\$ 1,541,417	\$ 551,190	6%	12/12	\$ 33,071	0.0000	\$0	\$ 49,679
Aug-10 (a)	1,343,117,313	\$ 0.0015	\$ 2,014,676	48,290	\$ 1,541,417	\$ 473,259	6%	11/12	\$ 26,029	0.0000	\$0	\$ 75,709
Sept-10 (a)	958,687,739	\$ 0.0015	\$ 1,438,032	48,290	\$ 1,541,417	\$ (103,385)	6%	10/12	\$ (5,169)	0.0000	\$0	\$ 70,539
Oct-10 (b)	868,071,196	\$ 0.0015	\$ 1,302,107	48,290	\$ 1,541,417	\$ (239,310)	6%	9/12	\$ (10,769)	0.0000	\$0	\$ 59,771
Nov-10 (b)	969,008,142	\$ 0.0015	\$ 1,453,512	48,290	\$ 1,541,417	\$ (87,905)	6%	8/12	\$ (3,516)	0.0000	\$0	\$ 56,254
Dec-10 (b)	1,236,830,486	\$ 0.0015	\$ 1,855,246	48,290	\$ 1,541,417	\$ 313,829	6%	7/12	\$ 10,984	0.0000	\$0	\$ 67,238
	12,615,874,222		18,540,386		\$ 17,532,666	1,007,720			\$ 67,238			
											Net Interest to Customers	\$ 67,238

(a) Actuals to be reflected in final October reconciliation..

(b) Estimated

(c) \$383 annual recovery x 1/12 monthly = \$31.92/CAP customer exceeding 90,000/per month

(d) Per tariff, customers shall not be liable for net interest otherwise due the Company

EXHIBIT 2

RECEIVED

AUG 30 2010

PA PUBLIC UTILITY COMMISSION
SECRETARY'S BUREAU

PECO - Electric Operations
Calculation of USFC Rate (Supplemental) Effective January 1, 2011

	<u>Amount</u>	<u>\$/KWH</u>	
(1) C = Projected Recoverable CAP Costs	\$ 5,500,000	\$0.00042	p. 2 of 4
(2) L = Incremental LIURP expenditures (a)	\$ 1,500,000	\$0.00011	
(3) E = Experienced & Estimated Net Over/(Under)	\$ 298,833	\$0.00002	p. 2 of 4
(4) I = Interest	\$ 44,172	\$0.00000	p. 3 of 4
(5) Net Recoverable (C + L - E - I)	\$ 6,656,995	\$0.00051	
(6) S = Projected Rate R, RH Sales (kWh) for Computation Period	13,057,885,931		
(7) USFC: (3) / (4)		\$0.0005	

(a) As per settlement Docket No. P-2008-2062734

RECEIVED
AUG 30 2010
PA PUBLIC UTILITY COMMISSION
SECRETARY'S BUREAU

PECO - Calculation of USFC Rate (Supplemental)

E-Factor Period Month	Billed Sales (a) (Rates R, RH, RT) (1)	Revenue				Total Revenue (6) = (3) + (5)	Allowable Cost Recovery (7) = Seasonal Allocation * \$6,500,000 (b)	Over/(Under) Recovery (8) = (6) - (7)	Cumulative Over/(Under) Recovery (9)
		C Rate	C Revenue	E Rate	E Revenue				
		(2)	(3) = 1 * 2	(4)	(5) = 1 * 4				
Jan-09 (c)	-	\$ -	\$ -	\$ -	\$ -	\$ -	\$ -	\$ -	
Feb-09 (d)	1,130,529,841	\$ 0.0005	\$ 565,265	\$ -	\$ -	\$ 565,265	\$ 530,164	\$ 35,101	
Mar-09	942,166,573	\$ 0.0005	\$ 471,083	\$ -	\$ -	\$ 471,083	\$ 455,589	\$ 15,494	
Apr-09	792,960,492	\$ 0.0005	\$ 396,480	\$ -	\$ -	\$ 396,480	\$ 425,415	\$ (28,934)	
May-09	748,615,194	\$ 0.0005	\$ 374,308	\$ -	\$ -	\$ 374,308	\$ 350,680	\$ 23,628	
Jun-09	814,154,903	\$ 0.0005	\$ 407,077	\$ -	\$ -	\$ 407,077	\$ 467,347	\$ (60,269)	
Jul-09	992,049,575	\$ 0.0005	\$ 496,025	\$ -	\$ -	\$ 496,025	\$ 606,592	\$ (110,568)	
Aug-09	1,170,005,978	\$ 0.0005	\$ 585,003	\$ -	\$ -	\$ 585,003	\$ 535,668	\$ 49,335	
Sep-09	1,079,238,564	\$ 0.0005	\$ 539,619	\$ -	\$ -	\$ 539,619	\$ 388,014	\$ 151,605	
Oct-09	751,591,642	\$ 0.0005	\$ 375,796	\$ -	\$ -	\$ 375,796	\$ 350,512	\$ 25,283	
Nov-09	774,416,296	\$ 0.0005	\$ 387,208	\$ -	\$ -	\$ 387,208	\$ 389,007	\$ (1,799)	
Dec-09	1,013,630,240	\$ 0.0005	\$ 506,815	\$ -	\$ -	\$ 506,815	\$ 489,067	\$ 17,748	
	10,209,359,298		5,104,680			5,104,680	4,988,055	116,625	
Jan-10 (g)	1,278,083,252	\$ 0.0005	\$ 639,042	\$ -	\$ -	\$ 639,042	(h) 511,945	\$ 127,097	
Feb-10	1,099,265,775	\$ 0.00057	\$ 626,581	\$ (0.00004)	\$ (43,971)	\$ 582,611	\$ 563,364	\$ 19,246	
Mar-10	953,625,895	\$ 0.00057	\$ 543,567	\$ (0.00004)	\$ (38,145)	\$ 505,422	\$ 517,489	\$ (12,067)	
Apr-10	747,803,978	\$ 0.00057	\$ 426,248	\$ (0.00004)	\$ (29,912)	\$ 396,336	\$ 423,791	\$ (27,455)	
May-10	736,666,549	\$ 0.00057	\$ 419,900	\$ (0.00004)	\$ (29,467)	\$ 390,433	\$ 429,082	\$ (38,648)	
Jun-10	1,029,642,594	\$ 0.00057	\$ 586,896	\$ (0.00004)	\$ (41,186)	\$ 545,711	\$ 564,678	\$ (18,967)	
Jul-10	1,395,071,303	\$ 0.00057	\$ 795,191	\$ (0.00004)	\$ (55,803)	\$ 739,388	\$ 734,190	\$ 5,197	
Aug-10 (e)	1,343,117,313	\$ 0.00057	\$ 765,577	\$ (0.00004)	\$ (53,725)	\$ 711,852	\$ 679,920	\$ 31,932	
Sep-10 (e)	958,687,739	\$ 0.00057	\$ 546,452	\$ (0.00004)	\$ (38,348)	\$ 508,105	\$ 485,312	\$ 22,792	
Oct-10 (f)	868,071,196	\$ 0.00057	\$ 494,801	\$ (0.00004)	\$ (34,723)	\$ 460,078	\$ 439,440	\$ 20,638	
Nov-10 (f)	969,008,142	\$ 0.00057	\$ 552,335	\$ (0.00004)	\$ (38,760)	\$ 513,574	\$ 490,536	\$ 23,038	
Dec-10 (f)	1,236,830,486	\$ 0.00057	\$ 704,993	\$ (0.00004)	\$ (49,473)	\$ 655,520	\$ 626,115	\$ 29,405	
	12,615,874,222		\$ 7,101,582		\$ (453,512)	\$ 6,648,071	6,465,862	182,208	
Total Balance for E factor period								\$ 298,833	

- (a) USFC approved 1/1/09. Was included in customer bills beginning with the first full billing cycle beginning after 1/1/09 (therefore billed in February 09).
- (b) Budget seasonal allocation factor. \$5.5M through Jan 2010. Effective with Feb 2010 billings an additional \$1.0 M is collected for additional "LIURP" weatherization/conservation. Total for Feb 2010 through Jan 2011 is \$6.5M.
- (c) Effective for billing periods beginning on or after January 1, 2009. Therefore, first month of billing was Feb 2009.
- (d) Reconciliation is based on an eleventh month collection period. As a result, first calendar year allowable cost recovery is only \$5.0M instead of the required \$5.5M.
- (e) Actuals to be reflected in Final October reconciliation.
- (f) Estimated.
- (g) Feb 09 - Jan 10 total allowable cost recovery equals \$5.5M.
- (h) January 2010 total comes from October 14, 2009 filing (Exhibit 2, page 4).

PECO - Interest Calculation (Supplemental)

E-Factor Period	Billed Sales (Rates R, RH & RT)	C Rate	C Revenue	Allowable Cost Recovery (a)	Over/(Under) Recovery	Interest Rate	Interest Factor	Interest Owed/ (Interest to be Recouped)	Interest Refund Rate	Interest Refund	Cumulative Interest Interested Owed or (Interest to be Recouped)
Month	(1)	(2)	(3) = 1 * 2	(4) = Seasonal Allocation * \$6,500,000	(5) = (3) - (4)	(6)	(7)	(8) = (5) x (6) x (7)	(9)	(10) = (1) * (9)	(11) = (8) - (10)
Jan-09 (b)	-	-	\$ -	\$ -	\$ -		18/12	\$ -	-	\$0.00	\$ -
Feb-09 (c)	1,130,529,841	\$ 0.0005	\$ 565,265	\$ 530,164	\$ 35,101	6%	17/12	\$ 2,984	0.0000	\$0.00	\$ 2,984
Mar-09	942,166,573	\$ 0.0005	\$ 471,083	\$ 455,589	\$ 15,494	6%	16/12	\$ 1,240	0.0000	\$0.00	\$ 4,223
Apr-09	792,960,492	\$ 0.0005	\$ 396,480	\$ 425,415	\$ (28,934)	6%	15/12	\$ (2,170)	0.0000	\$0.00	\$ 2,053
May-09	748,615,194	\$ 0.0005	\$ 374,308	\$ 350,680	\$ 23,628	6%	14/12	\$ 1,654	0.0000	\$0.00	\$ 3,707
Jun-09	814,154,903	\$ 0.0005	\$ 407,077	\$ 467,347	\$ (60,269)	6%	13/12	\$ (3,918)	0.0000	\$0.00	\$ (211)
Jul-09	992,049,575	\$ 0.0005	\$ 496,025	\$ 606,592	\$ (110,568)	6%	12/12	\$ (6,634)	0.0000	\$0.00	\$ (6,845)
Aug-09	1,170,005,978	\$ 0.0005	\$ 585,003	\$ 535,668	\$ 49,335	6%	11/12	\$ 2,713	0.0000	\$0.00	\$ (4,131)
Sep-09	1,079,238,564	\$ 0.0005	\$ 539,619	\$ 388,014	\$ 151,605	6%	10/12	\$ 7,580	0.0000	\$0.00	\$ 3,449
Oct-09	751,591,642	\$ 0.0005	\$ 375,796	\$ 350,512	\$ 25,283	6%	9/12	\$ 1,138	0.0000	\$0.00	\$ 4,587
Nov-09	774,416,296	\$ 0.0005	\$ 387,208	\$ 389,007	\$ (1,799)	6%	8/12	\$ (72)	0.0000	\$0.00	\$ 4,515
Dec-09	1,013,630,240	\$ 0.0005	\$ 506,815	\$ 489,067	\$ 17,748	6%	7/12	\$ 621	0.0000	\$0.00	\$ 5,136
	10,209,359,298		5,104,680	\$ 4,988,055	116,625			\$ 5,136			
Jan-10	1,278,083,252	\$ 0.0005	\$ 639,042	\$ 511,945	\$ 127,097	6%	18/12	\$ 11,439	0.0000	\$0.00	\$ 16,575
Feb-10	1,099,265,775	\$ 0.00057	\$ 626,581	\$ 563,364	\$ 63,217	6%	17/12	\$ 5,373	0.0000	\$0.00	\$ 21,948
Mar-10	953,625,895	\$ 0.00057	\$ 543,567	\$ 517,489	\$ 26,078	6%	16/12	\$ 2,086	0.0000	\$0.00	\$ 24,034
Apr-10	747,803,978	\$ 0.00057	\$ 426,248	\$ 423,791	\$ 2,457	6%	15/12	\$ 184	0.0000	\$0.00	\$ 24,219
May-10	736,666,549	\$ 0.00057	\$ 419,900	\$ 429,082	\$ (9,182)	6%	14/12	\$ (643)	0.0000	\$0.00	\$ 23,576
Jun-10	1,029,642,594	\$ 0.00057	\$ 586,896	\$ 564,678	\$ 22,218	6%	13/12	\$ 1,444	0.0000	\$0.00	\$ 25,020
Jul-10	1,395,071,303	\$ 0.00057	\$ 795,191	\$ 734,190	\$ 61,000	6%	12/12	\$ 3,660	0.0000	\$0.00	\$ 28,680
Aug-10 (d)	1,343,117,313	\$ 0.00057	\$ 765,577	\$ 679,920	\$ 85,657	6%	11/12	\$ 4,711	0.0000	\$0.00	\$ 33,391
Sep-10 (d)	958,687,739	\$ 0.00057	\$ 546,452	\$ 485,312	\$ 61,140	6%	10/12	\$ 3,057	0.0000	\$0.00	\$ 36,448
Oct-10 (e)	868,071,196	\$ 0.00057	\$ 494,801	\$ 439,440	\$ 55,361	6%	9/12	\$ 2,491	0.0000	\$0.00	\$ 38,940
Nov-10 (e)	969,008,142	\$ 0.00057	\$ 552,335	\$ 490,536	\$ 61,798	6%	8/12	\$ 2,472	0.0000	\$0.00	\$ 41,412
Dec-10 (e)	1,236,830,486	\$ 0.00057	\$ 704,993	\$ 626,115	\$ 78,878	6%	7/12	\$ 2,761	0.0000	\$0.00	\$ 44,172
	12,615,874,222		7,101,582	\$ 6,465,862	635,720			\$ 39,036			
									Interest Owed	\$	44,172
									(Interest Recouped)	\$	-

- (a) Budget seasonal allocation factor. \$5.5M through Jan 2010. Effective with Feb 2010 billings an additional \$1.0 M is collected for additional "LIURP" weatherization/conservation. Total for Feb 2010 through Jan 2011 is \$6.5M.
- (b) Effective for billing periods beginning on or after January 1, 2009. Therefore, first month of billing was Feb 2009.
- (c) First year of reconciliation is based on an eleventh month collection period. As a result, first calendar year allowable cost recovery is only \$5.0M instead of the required \$5.5M.
- (d) Actuals to be reflected in final October reconciliation.
- (e) Estimated.

Budget Seasonal Allocation Factor 2010

<u>Month</u>	<u>Budget (a)</u>	<u>Ratio</u>	<u>Allocated Supplemental</u>	
			<u>USFC</u>	
February	1,112,872,819	0.0852	\$	563,364
March	1,022,250,012	0.0783	\$	517,489
April	837,159,173	0.0641	\$	423,791
May	847,610,162	0.0649	\$	429,082
June	1,115,467,768	0.0854	\$	564,678
July	1,450,323,244	0.1111	\$	734,190
August	1,343,117,313	0.1029	\$	679,920
September	958,687,739	0.0734	\$	485,312
October	868,071,196	0.0665	\$	439,440
November	969,008,142	0.0742	\$	490,536
December	1,236,830,486	0.0947	\$	626,115
January	1,296,487,877	0.0993	\$	546,083
	13,057,885,931	1.0000	\$	6,500,000

(a) Rates R, RH, RT

EXHIBIT 3

RECEIVED

AUG 30 2010

PA PUBLIC UTILITY COMMISSION
SECRETARY'S BUREAU

PECO Energy Company

PROVISIONS FOR RECOVERY OF UNIVERSAL SERVICE FUND COSTS

Variable Distribution Service Charge rates for electric service in Rate Schedules R, R-H and RT of this Tariff shall include \$0.0013 per kWh for recovery of Universal Service Fund Cost (USFC), calculated in the manner set forth below, pursuant to Section 2804(8) of the Competition Act. The USFC rates for electric service may be increased or decreased annually, to reflect changes in the level of Universal Service Fund costs, in the manner described below:

(D)

COMPUTATION OF USFC.

The USFC per kWh, shall be computed to the nearest one-hundredth cent (0.01¢) in accordance with the formula set forth below:

$$USFC = \frac{(C - E)}{(S)}$$

The USFC, so computed, shall be included in distribution rates charged to Customers for service pursuant to the rate schedules identified above. The amount of USFC, per kWh, will vary, if appropriate, based upon annual filings by the Company.

In computing the USFC, per kWh, pursuant to the formula above, the following definitions shall apply:

"Universal Service Fund Cost" – \$383 per Customer Assistance Program (CAP) Customer per year (pro-rated basis) for incremental CAP customers in excess of 90,000.

"USFC" – Universal Service Fund Charge determined to the nearest one-hundredth cent (0.01¢) to be included in rates for each kWh of Variable Distribution Service Charge calculated under Rate Schedules R, R-H, and RT, to recover Universal Service Fund Costs.

"C" - Cost in dollars of the Universal Service Fund Cost for the projected period. Such amount will be based on the actual number of CAP customers at the end of the "E" factor period.

"E" - the net (overcollection) or undercollection of Universal Service Fund Charges. The net overcollection or undercollection shall be determined for the most recent period, beginning with the month following the last month which was included in the previous overcollection or undercollection calculation reflected in rates.

Each overcollection or undercollection statement shall also provide for refund or recovery of amounts necessary to adjust for overrecovery or underrecovery of "E" factor amounts under the previous USFC.

Interest shall be computed monthly at a 6% annual simple interest rate from the month that the overcollection or undercollection occurs to the effective month such overcollection is refunded or undercollection is recouped. Customers shall not be liable for net interest otherwise due the Company under this calculation.

"S" - projected kWh of electric service to be billed under Rate R, R-H, and RT during the projected period when rates will be in effect, per Appendix A of the Joint Petition for Full Settlement at Docket No. R-00973953.

FILING WITH PENNSYLVANIA PUBLIC UTILITY COMMISSION; AUDIT; RECONCILIATION.

The Company's annual USFC filing and its annual reconciliation statement shall be submitted to the Commission 120 days prior to new rates being effective January 1 of each year, or at such time as the Commission may prescribe. The USFC mechanism is subject to annual audit review by the Bureau of Audits.

RECEIVED

AUG 30 2010

(D) Indicates Decrease

Issued xxxxxxxx

PA PUBLIC UTILITY COMMISSION
SECRETARY'S BUREAU

Effective

PECO Energy Company

SUMMARY OF PROVISIONS FOR RECOVERY OF UNIVERSAL SERVICE FUND COSTS

The total of the Universal Service Fund Costs ("USFC") and Supplemental Universal Service Fund Costs ("Supplemental USFC") is summarized below:

USFC	\$0.0013 per kWh	(D)
Supplemental USFC	<u>\$0.0005 per kWh</u>	
Total	\$0.0018 per kWh	(D)

(D) Indicates Decrease

Issued xxxxxxxx

Effective xxxxxxxx

EXHIBIT 4

RECEIVED

AUG 30 2010

PA PUBLIC UTILITY COMMISSION
SECRETARY'S BUREAU

**PECO
Proof of Revenue 2011
Rate R**

	Billing Determinants (4)	Pricing (5)=(6)/(4)	Revenue (6)	Growth Ratio (7)=(6)x1.092	RNR		Adjusted Distribution Pricing w/ USFC @ 0.0018 \$/KWH (12)	Adjusted Distribution Revenue w/ USFC @ 0.0018 \$/KWH (13)
					Pricing (a)	Revenue (b) @1.01594		
Fixed Distribution Charge	13,709,923 Bills	\$ 5.10	\$ 69,920,607	\$ 76,325,743	\$ 5.31 (c)	\$ 77,542,376		
Transmission Service Charge								
Up to 500 kwh	5,415,895,024 kWh	\$ 0.0055	\$ 29,542,074	\$ 32,248,301	\$ 0.0055	\$ 32,762,339		
kwh over 500-Winter	1,084,642,063 kWh	\$ 0.0055	\$ 5,916,395	\$ 6,458,372	\$ 0.0055	\$ 6,561,318		
kwh over 500-Summer	1,198,814,912 kWh	\$ 0.0063	\$ 7,598,340	\$ 8,294,393	\$ 0.0064	\$ 8,426,605		
			\$ 43,056,810	\$ 47,001,065		\$ 47,750,262		
Variable Distribution Charge								
Up to 500 kwh	5,415,895,024 kWh	\$ 0.0457	\$ 247,567,493	\$ 270,246,123	\$ 0.0464	\$ 274,553,846	\$ 0.0482	\$ 284,959,493
kwh over 500-Winter	1,084,642,063 kWh	\$ 0.0457	\$ 49,580,377	\$ 54,122,229	\$ 0.0464	\$ 54,984,938	\$ 0.0482	\$ 57,068,878
kwh over 500-Summer	1,198,814,912 kWh	\$ 0.0531	\$ 63,675,354	\$ 69,508,388	\$ 0.0540	\$ 70,616,352	\$ 0.0558	\$ 73,021,742
			\$ 360,823,223	\$ 393,876,740		\$ 400,155,136		\$ 415,050,113
CTC/Elec Gen								
Up to 500 kwh	10,831,790,049 kWh	\$ 0.0937	\$ 507,410,813	\$ 553,892,611	\$ 0.0952	\$ 562,721,659		
kwh over 500-Winter	2,169,284,127 kWh	\$ 0.0937	\$ 101,619,236	\$ 110,928,152	\$ 0.0952	\$ 112,696,347		
kwh over 500-Summer	2,397,629,824 kWh	\$ 0.1061	\$ 127,131,648	\$ 138,777,650	\$ 0.1078	\$ 140,989,766		
			\$ 736,161,697	\$ 803,598,412		\$ 816,407,771		
Total Revenue			\$ 1,209,962,337	\$ 1,320,801,961				

Proof of Revenue is for demonstration purposes only.

(a) RNR Pricing = RNR Revenue / (Usage * 1.092 growth factor)

(b) RNR Revenue = RNR Factor (1.01594) * Column (7)

(c) Includes Consumer Education Plan (Pricing) = \$.13¢ for Rate R, RT and RH @ Docket No. M-2008-2032274 & M-2008-2062739

RECEIVED
AUG 30 2010
PA PUBLIC UTILITY COMMISSION
SECRETARY'S BUREAU

PECO
Proof of Revenue 2011
Rate RT

Electric PA PUC No. 3

	<u>Billing Determinants</u> (4)	<u>Pricing</u> (5)=(6)/(4)	<u>Revenue</u> (6)	<u>Growth Ratio</u> (7)=(6)x1.092	<u>RNR</u>		Adjusted Distribution Pricing w/ USFC @ 0.0018 \$/KWH (12)	Adjusted Distribution Revenue w/ USFC @ 0.0018 \$/KWH (13)
					<u>Pricing (a)</u>	<u>Revenue (b)</u> @1.01594		
Fixed Distribution Charge	143 bills	\$ 10.19	\$ 1,458	\$ 1,592	\$ 10.48 (c)	\$ 1,617		
Transmission Charge								
Summer Off-peak kwh	32,901 kWh	\$ 0.0030	\$ 98	\$ 107	\$ 0.0030	\$ 108		
Summer On-peak kwh	8,067 kWh	\$ 0.0121	\$ 98	\$ 106	\$ 0.0123	\$ 108		
Winter Off-peak kwh	27,659 kWh	\$ 0.0030	\$ 82	\$ 90	\$ 0.0030	\$ 91		
Winter On-peak kwh	10,372 kWh	\$ 0.0111	\$ 115	\$ 126	\$ 0.0113	\$ 128		
			\$ 393	\$ 428		\$ 435		
Variable Distribution Charge								
Summer Off-peak kwh	32,901 kWh	\$ 0.0187	\$ 615	\$ 671	\$ 0.0190	\$ 682	\$ 0.0208	\$ 747
Summer On-peak kwh	8,067 kWh	\$ 0.0761	\$ 614	\$ 670	\$ 0.0773	\$ 680	\$ 0.0791	\$ 697
Winter Off-peak kwh	27,659 kWh	\$ 0.0187	\$ 517	\$ 564	\$ 0.0190	\$ 573	\$ 0.0208	\$ 628
Winter On-peak kwh	10,372 kWh	\$ 0.0698	\$ 724	\$ 790	\$ 0.0709	\$ 802	\$ 0.0727	\$ 823
			\$ 2,469	\$ 2,695		\$ 2,738		\$ 2,895
CTC/Elec Gen								
Summer Off-peak kwh	65,802 kWh	\$ 0.0579	\$ 1,905	\$ 2,080	\$ 0.0589	\$ 2,113		
Summer On-peak kwh	16,135 kWh	\$ 0.1813	\$ 1,463	\$ 1,597	\$ 0.1842	\$ 1,622		
Winter Off-peak kwh	55,319 kWh	\$ 0.0579	\$ 1,602	\$ 1,748	\$ 0.0589	\$ 1,776		
Winter On-peak kwh	20,745 kWh	\$ 0.1678	\$ 1,740	\$ 1,900	\$ 0.1704	\$ 1,930		
			\$ 6,710	\$ 7,325		\$ 7,442		
Total Revenue			\$ 11,030	\$ 12,040				

Proof of Revenue is for demonstration purposes only.

(a) RNR Pricing = RNR Revenue / (Usage * 1.092 growth factor)

(b) RNR Revenue = RNR Factor (1.01594) * Column (7)

(c) Includes Consumer Education Plan (Pricing) = \$.13¢ for Rate R, RT and RH @ Docket No. M-2008-2032274 & M-2008-2062739

**PECO
Proof of Revenue 2011**

Rate RH

	<u>Billing Determinants</u> (4)	<u>Pricing</u> (5)=(6)/(4)	<u>Revenue</u> (6)	<u>Growth Ratio</u> (7)=(6)x1.092	<u>RNR</u>		Adjusted Distribution Pricing w/ USFC @ 0.0018 \$/KWH (12)	Adjusted Distribution Revenue w/ USFC @ 0.0018 \$/KWH (13)
					<u>Pricing (a)</u>	<u>Revenue (b)</u> @1.01594		
Fixed Distribution Charge	1,824,041 bills	\$ 5.10	\$ 9,302,607	\$ 10,154,780	\$ 5.31 (c)	\$ 10,316,647		
Transmission Charge								
Summer - Up to 500 kwh	457,508,824 kWh	\$ 0.0055	\$ 2,513,424	\$ 2,743,668	\$ 0.0056	\$ 2,787,402		
Summer - Over 500 kwh	353,843,726 kWh	\$ 0.0064	\$ 2,259,924	\$ 2,466,946	\$ 0.0065	\$ 2,506,269		
Winter - Up to 600 kwh	589,739,544 kWh	\$ 0.0055	\$ 3,239,862	\$ 3,536,652	\$ 0.0056	\$ 3,593,026		
Winter - Over 600 kwh	1,415,374,905 kWh	\$ 0.0023	\$ 3,236,047	\$ 3,532,488	\$ 0.0023	\$ 3,588,795		
			\$ 11,249,256	\$ 12,279,754		\$ 12,475,493		
Variable Distribution Charge								
Summer - Up to 500 kwh	457,508,824 kWh	\$ 0.0435	\$ 19,912,151	\$ 21,736,221	\$ 0.0442	\$ 22,082,696	\$ 0.0460	\$ 22,973,288
Summer - Over 500 kwh	353,843,726 kWh	\$ 0.0506	\$ 17,903,842	\$ 19,543,939	\$ 0.0514	\$ 19,855,469	\$ 0.0532	\$ 20,548,919
Winter - Up to 600 kwh	589,739,544 kWh	\$ 0.0435	\$ 25,667,227	\$ 28,018,495	\$ 0.0442	\$ 28,465,110	\$ 0.0460	\$ 29,613,104
Winter - Over 600 kwh	1,415,374,905 kWh	\$ 0.0181	\$ 25,637,002	\$ 27,985,502	\$ 0.0184	\$ 28,431,591	\$ 0.0202	\$ 31,209,637
			\$ 89,120,223	\$ 97,284,156		\$ 98,834,866		\$ 104,344,948
CTC/Elec Gen								
Summer - Up to 500 kwh	915,017,648 kWh	\$ 0.0954	\$ 43,633,548	\$ 47,630,636	\$ 0.0969	\$ 48,389,868		
Summer - Over 500 kwh	707,687,453 kWh	\$ 0.1080	\$ 38,209,227	\$ 41,709,416	\$ 0.1097	\$ 42,374,264		
Winter - Up to 600 kwh	1,179,479,088 kWh	\$ 0.0954	\$ 56,244,661	\$ 61,397,001	\$ 0.0969	\$ 62,375,669		
Winter - Over 600 kwh	2,830,749,811 kWh	\$ 0.0501	\$ 70,881,737	\$ 77,374,918	\$ 0.0508	\$ 78,608,275		
			\$ 208,969,173	\$ 228,111,971		\$ 231,748,076		
Total Revenue			\$ 318,641,259	\$ 347,830,661				

Proof of Revenue is for demonstration purposes only.

(a) RNR Pricing = RNR Revenue / (Usage * 1.092 growth factor)

(b) RNR Revenue = RNR Factor (1.01594) * Column (7)

(c) Includes Consumer Education Plan (Pricing) = \$.13¢ for Rate R, RT and RH @ Docket No. M-2008-2032274 & M-2008-2062739

EXHIBIT 5

RECEIVED

AUG 30 2010

PA PUBLIC UTILITY COMMISSION
SECRETARY'S BUREAU

PECO
 BILL COMPARISON with USFC at
 \$0.0018kWh

Residential Rate R - 500 KWH *

	2010 w/ Current \$0.0022kWh USFC Charge	2011 w/ Proposed \$0.0018kWh USFC Charge	Difference	
			(\$)	(%)
FIXED DISTRIBUTION CHARGE	\$ 5.31	\$ 5.31		
TRANSMISSION CHARGE 1ST 500 KWH	\$ 2.75	\$ 2.75		
DISTRIBUTION CHARGE 1ST 500 KWH	\$ 24.30	\$ 24.10		
CTC/ELEC GEN 1ST 500 KWH	\$ 47.60	\$ 47.60		
SUB TOTAL	\$ 79.96	\$ 79.76		
STATE TAX ADJUSTMENT CLAUSE -0.26%	\$ (0.13)	\$ (0.13)		
TOTAL	\$ 79.83	\$ 79.63	\$ (0.20)	-0.25%

* Calculation is for demonstration purposes only

RECEIVED
 AUG 30 2010
 PA PUBLIC UTILITY COMMISSION
 SECRETARY'S BUREAU

From: Origin ID: REDA (215) 841-5776
Anna Migliaccio
Exelon
2301 Market Street S15-2

Philadelphia, PA 19103




Ship Date: 30AUG10
ActWgt: 1.0 LB
CAD: 9876187/INET3060

Delivery Address Bar Code



Ref #
Invoice #
PO #
Dept #

SHIP TO: (717) 772-7777 BILL SENDER
Rosemary Chiavetta, Secretary
Pa Public Utility Commission
400 NORTH ST FL 2
COMMONWEALTH KEYSTONE BLDG
HARRISBURG, PA 17120



TRK# 7989 9623 8329
0201

TUE - 31 AUG A1
STANDARD OVERNIGHT
RES

17120
PA-US
MDT

ZN MDTA



580G1/9292/AA24

After printing this label:

1. Use the 'Print' button on this page to print your label to your laser or inkjet printer.
2. Fold the printed page along the horizontal line.
3. Place label in shipping pouch and affix it to your shipment so that the barcode portion of the label can be read and scanned.

Warning: Use only the printed original label for shipping. Using a photocopy of this label for shipping purposes is fraudulent and could result in additional billing charges, along with the cancellation of your FedEx account number.

Use of this system constitutes your agreement to the service conditions in the current FedEx Service Guide, available on fedex.com. FedEx will not be responsible for any claim in excess of \$100 per package, whether the result of loss, damage, delay, non-delivery, misdelivery, or misinformation, unless you declare a higher value, pay an additional charge, document your actual loss and file a timely claim. Limitations found in the current FedEx Service Guide apply. Your right to recover from FedEx for any loss, including intrinsic value of the package, loss of sales, income interest, profit, attorney's fees, costs, and other forms of damage whether direct, incidental, consequential, or special is limited to the greater of \$100 or the authorized declared value. Recovery cannot exceed actual documented loss. Maximum for items of extraordinary value is \$500, e.g. jewelry, precious metals, negotiable instruments and other items listed in our Service Guide. Written claims must be filed within strict time limits, see current FedEx Service Guide.