

**Paul E. Russell**  
Associate General Counsel

**PPL**  
Two North Ninth Street  
Allentown, PA 18101-1179  
Tel. 610.774.4254 Fax 610.774.6726  
perussell@pplweb.com



**FEDERAL EXPRESS**

November 9, 2010

Rosemary Chiavetta, Esquire  
Secretary  
Pennsylvania Public Utility Commission  
Commonwealth Keystone Building  
400 North Street  
Harrisburg, Pennsylvania 17105-3265

**RECEIVED**

NOV 09 2010

PA PUBLIC UTILITY COMMISSION  
SECRETARY'S BUREAU

**Re: PPL Electric Utilities Corporation**  
**Supplement No. 98 to Tariff-Electric Pa. P.U.C. No. 201**  
**Docket No. M-2009-2145273**

Dear Ms. Chiavetta:

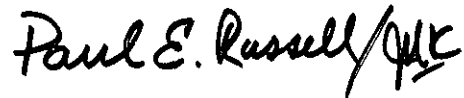
Enclosed for filing on behalf of PPL Electric Utilities Corporation ("PPL Electric") are an original and eight (8) copies of Supplement No. 98 to PPL Electric's Tariff-Electric Pa. P.U.C. No. 201. Supplement No. 98, which modifies the Competitive Transition Charge ("CTC") rate for several rate schedules to insure full refund and/or recovery of CTC charges, is being filed pursuant to the Commission's July 15, 2010 Order at the above-captioned proceeding. Supplement No. 98 will become effective on November 19, 2010. In addition, PPL Electric is filing an updated Interim 2010 Competitive Transition Charge Report. This interim report sets forth actual over/under collections for the period ended October 31, 2010, including an adjustment to reflect the actual over/under collection for December 2009. It also includes an estimate of CTC over/under collections through November 30, 2010 under the proposed 2010 CTC rates.

Pursuant to 52 Pa. Code § 1.11, the enclosed document is to be deemed filed on November 9, 2010, which is the date it was deposited with an overnight express delivery service as shown on the delivery receipt attached to the mailing envelope.

In addition, please date and time-stamp the enclosed extra copy of this letter and return it to me in the envelope provided.

If you have any questions regarding this filing, please call me or Joseph M, Kleha, PPL Electric's Manager-Regulatory Compliance and Rates at (610) 774-4486.

Very truly yours,

A handwritten signature in black ink that reads "Paul E. Russell" followed by a stylized flourish or set of initials.

Paul E. Russell

Enclosures

cc: Mr. Carl Lesney  
Mr. Richard E. Wallace  
Mr. Robert F. Wilson  
Irwin A. Popowsky, Esquire  
William R. Lloyd, Esquire  
J. Edward Simms, Esquire



RECEIVED

NOV 09 2010

PA PUBLIC UTILITY COMMISSION  
SECRETARY'S BUREAU

**PPL Electric Utilities Corporation**

# **GENERAL TARIFF**

## **RULES AND RATE SCHEDULES FOR ELECTRIC SERVICE**

In the territory listed on pages 4, 4A, and 4B  
and in the adjacent territory served.

ISSUED: November 9, 2010

EFFECTIVE: November 19, 2010

Issued by  
**DAVID G. DeCAMPLI, PRESIDENT**  
Two North Ninth Street  
Allentown, PA 18101-1179

# **NOTICE**

**THIS TARIFF MAKES (CHANGES) IN EXISTING RATES. SEE PAGE TWO.**

**LIST OF CHANGES MADE BY THIS SUPPLEMENT**

**CHANGES:**

Rate Schedule GS-3 Page Nos. 25 and 25B	Under Net Monthly Rate, the Competitive Transition Charge, effective 11-19-10 through 12-31-10, is decreased.
Rate Schedules TS(R), SI-1(R), and GH-2 (R) Page Nos. 39, 40, and 42	Under Net Monthly Rate, the Competitive Transition Charge, effective 11-19-10 through 12-31-10, is increased.

## TABLE OF CONTENTS

	<u>Page</u>	<u>Revision</u>
Table of Contents -----	3	Eighty-Fifth
	3A	Fifty-Third
	3B	Forty-Second
	3C	Thirty-First
Covered by This Tariff -----	4	Fourth
	4A	Second
	4B	Second
<b>RULES FOR ELECTRIC SERVICE</b>		
1 - Electric Service Tariff -----	5	Fourth
	5A	Fourth
2 - Requirements for Service -----	6	Second
	6A	Sixth
	6B	Fifth
3 - Extension of Service -----	7	Sixth
	7A	Fourth
	7B	Seventh
4 - Supply of Service -----	8	Sixth
	8A	Sixth
	8B	Fourth
	8C	Fourth
	8D	Fourth
	8E	Third
5 - Use of Service -----	9	Fourth
	9A	Fourth
6 - Auxiliary Service For Non-Qualifying Facilities -----	10	Third
	10A	Second
	10A.1	First
6A - Standby Service for Qualifying Facilities -----	10B	Fifth
	10C	Second
	10D	Twentieth
	10E	Nineteenth
	10F	Fourteenth
	10G	Twelfth
7 - Temporary Service -----	11	Sixth
8 - Measurement of Service -----	12	Fourth
9 - Billing and Payment for Service -----	13	Second
	13A	Fifth
	13B	Second
10 - Disconnection and Reconnection of Service -----	14	Second
	14A	Sixth
11 - Net Service for Generation Facilities -----	14B	Original
	14C	Original
GENERATION RATE ADJUSTMENT SURCHARGE -----	15	Fifth
	15A	Fourth
STATE TAX ADJUSTMENT SURCHARGE -----	16	Twenty-Fifth
EMERGENCY ENERGY CONSERVATION RIDER -----	17	Third
	17A	First
UNIVERSAL SERVICE RIDER -----	18	Sixth
REMAND-1 -----	18B	Third
REMAND-2 -----	18C	Second
	18D	Second
RATE STABILIZATION PLAN RIDER -----	18E	Original
	18F	First
	18G	First
RATE MITIGATION PLAN RIDER -----	18H	Original
	18I	Original
ECONOMIC DEVELOPMENT INITIATIVES RIDER -----	19	Fourth
	19A	Seventh
	19A.1	Fourth
INTERRUPTIBLE SERVICE BY AGREEMENT (R) -----	19B	Fourth
INDUSTRIAL DEVELOPMENT INITIATIVE RIDER -----	19D	Fourth
	19D.1	Seventh
	19D.2	Fourth

(Continued)

TABLE OF CONTENTS (CONTINUED)

	<u>Page</u>	<u>Revision</u>
INDUSTRIAL DEVELOPMENT INITIATIVES RIDER -----	19D	Fourth
	19D.1	Seventh
	19D.2	Fourth
COMPETITIVE RATE RIDER (R)-----	19E	Fourth
	19E.1	Fourth
COMPETITIVE TRANSITION CHARGE RECONCILIATION RIDER -----	19J	Third
	19J.1	Original
RENEWABLE ENERGY DEVELOPMENT RIDER -----	19L	Fourth
	19L.1	First
NET METERING FOR RENEWABLE CUSTOMER-GENERATORS -----	19L.2	First
	19L.3	First
	19L.4	First
GREEN POWER OPTION -----	19L.5	Original
	19L.6	Original
METERING AND BILLING CREDIT RIDER -----	19M	Sixth
INTANGIBLE TRANSITION CHARGE RECONCILIATION RIDER -----	19Q	Original
	19R	Original
	19S	Original
DEMAND SIDE INITIATIVE RIDER (EXPERIMENTAL)-----	19T	Fourth
	19U	Original
	19V	First
DEMAND SIDE RESPONSE RIDER – RESIDENTIAL (EXPERIMENTAL) -----	19W	Sixth
	19X	Fifth
	19Y	Third
TRANSMISSION SERVICE CHARGE -----	19Z	Third
	19Z.1	Second
GENERATION SUPPLY CHARGE -----	19Z.2	Third
	19Z.3	First
	19Z.3A	First
	19Z.3C	First
	19Z.3D	Original
	19Z.3E	Original
	19Z.3F	Original
GENERATION SUPPLY CHARGE – 1 -----	19Z.4	Original
	19Z.5	Original
GENERATION SUPPLY CHARGE – 2 -----	19Z.6	First
	19Z.7	First
ACT 129 COMPLIANCE RIDER -----	19Z.8	Original
	19Z.9	Original
	19Z.10	First
MERCHANT FUNCTION CHARGE RIDER -----	19Z.11	Original
RATE SCHEDULES - GENERAL		
RS - Residential Service -----	20	Twenty-First
	20A	Sixteenth
	20B	Fifteenth
	20C	Tenth
	20D	Thirteenth
	20E	Eighth
RTS(R) - Residential Service - Thermal Storage -----	21	Twenty-Second
	21A	Seventeenth
	21B	Tenth
	21C	Eighth
RTD(R) - Residential Service - Time of Day -----	22	Twenty-Second
	22A	Nineteenth
	22B	Ninth
	22C	Eighth
DSR-R - Demand-Side Response – Residential -----	23	Third
	23A	Original
	23B	Original
GS-1 - Small General Service - Sec. Voltage -----	24	Twenty-Third
	24A	Seventeenth
	24B	Sixteenth
	24C	Fourteenth
	24D	Fourteenth
	24E	Fifteenth
GS-3 - Large General Service - Sec. Voltage -----	25	Twenty-Second
	25A	Thirteenth
	25B	Eighteenth
	25C	Thirteenth
	25D	Eleventh
	25E	Fifteenth

(Continued)

## TABLE OF CONTENTS (CONTINUED)

	<u>Page</u>	<u>Revision</u>
LP-4 - Large General Service - 12 KV -----	27	Nineteenth
	27A	Eleventh
	27B	Fifteenth
	27C	Eleventh
LP-5 - Large General Service - 69 KV or Higher -----	28	Twentieth
	28A	Eleventh
	28A.1	Sixteenth
	28A.2	Seventh
LP-6 - Large General Service - 69 KV or Higher -----	28B	Nineteenth
	28C	Eleventh
	28D	Sixteenth
	28E	Seventh
	29	Twentieth
LPEP - Power Service to Electric Propulsion -----	29A	Twelfth
	29B	Thirteenth
	29C	Eighth
IS-1(R) - Interruptible Service - Greenhouses-----	30	Seventeenth
	30.1	Thirteenth
IS-P(R) - Interruptible Large General Service - 12 KV or Higher -----	30.2	Sixteenth
	30A	Seventeenth
	30B	Thirteenth
	30B.1	Fifteenth
IS-T(R) - Interruptible Large General Service - 69 KV or Higher -----	30B.2	Eighth
	30B.3	Fifth
	30C	Eighteenth
	30D	Thirteenth
	30E	Fifteenth
	30F	Ninth
	30G	Fifth
PR-1(R) - Price Response Service (Experimental) - Firm Power-----	31	Third
	31A	Third
	31B	Sixth
	31C	First
PR-2(R) - Price Response Service (Experimental) - Interruptible Power-----	32	Fifth
	32A	Third
	32B	Sixth
	32C	Second
BL - Borderline Service - Electric Utilities -----	33	Nineteenth
	33A	Fifteenth
	33B	Fourth
SA - Private Area Lighting -----	34	Twentieth
	34A	Twelfth
	34B	Eighth
	35	Tenth
SM(R) - Mercury Vapor Street Lighting -----	35A	Fifteenth
	35B	Thirteenth
	35C	Seventh
	35D	Fourteenth
	35E	Eleventh
	35F	Eleventh
	35G	Thirteenth
	36	Fifteenth
SHS - High Pressure Sodium Street Lighting-----	36A	Fifteenth
	36B	Ninth
	36C	Tenth
	36D	Twelfth
SE - Energy Only Street Lighting Service-----	37	Twenty-First
	37A	Fourteenth
	37B	Ninth
	37C	Eighth
	37D	Ninth
	37E	Sixth
TS(R) - Municipal Traffic Signal Lighting Service -----	39	Twenty-First
	39A	Fourteenth
	39B	Sixth

TABLE OF CONTENTS (CONTINUED)

	<u>Page</u>	<u>Revision</u>
SI-1 (R) Municipal Street Lighting -----	40	Sixteenth
	40A	Fourteenth
	40B	Ninth
	40C	Twelfth
GH-1(R) - Single Meter Com'l Space Heating Service -----	41	Twenty-First
	41A	Fifteenth
	41B	Fourteenth
	41C	Ninth
GH-2(R) - Separate Meter General Space Heating Service -----	42	Twenty-Third
	42A	Sixteenth
	42B	Eleventh
	42C	Seventh
Appendix A - Universal Service and Energy Conservation Plan (2008 – 2010) -----	43	Original

**RATE SCHEDULE GS-3  
LARGE GENERAL SERVICE  
AT SECONDARY VOLTAGE**

**(C)**

**APPLICATION RATE SCHEDULE GS-3**

This Rate Schedule is for large general two and greater service at secondary voltage. Where necessary, the Company furnishes and maintains one transformation from line voltage to a lower Company standard service voltage. New applications with voltage levels higher than the secondary voltage will not be accepted after January 1, 2005.

Effective January 1, 2008, new General Service customers receiving three-phase service will be served under Rate Schedule GS-3. Customers taking service under Rate Schedule GS-1 or Rate Schedule GS-3 as of December 31, 2007 will continue to be allowed to switch from one rate schedule to the other until January 1, 2010, subject to existing rules and restrictions. On and after January 1, 2010, these customers may no longer switch between Rate Schedule GS-1 and Rate Schedule GS-3 except that: (1) three-phase customers on Rate Schedule GS-1 may switch to Rate Schedule GS-3 but may not thereafter switch back to Rate Schedule GS-1; and (2) single phase customers on Rate Schedule GS-3 may switch to Rate Schedule GS-1, but may not thereafter switch back to Rate Schedule GS-3.

**NET MONTHLY RATE**

**Distribution Charge**

4.677 per kilowatt for all kilowatts of the Billing KW

**Competitive Transition Charge (Effective 11-19-10 through 12-31-10)**

0.000 cts. per KWH for the first 200 KWH per kilowatt of the Billing KW.  
0.000 cts. per KWH for the next 200 KWH per kilowatt of the Billing KW.  
0.000 cts. per KWH for all additional KWH.

**(D)  
(D)  
(D)**

**Intangible Transition Charge (Effective 1-1-08 through 12-31-08)**

1.089 cts. per KWH for the first 200 KWH per kilowatt of the Billing KW.  
0.852 cts. per KWH for the next 200 KWH per kilowatt of the Billing KW.  
0.818 cts. per KWH for all additional KWH.

**Intangible Transition Charge (Effective 1-1-09 through 12-31-09)**

0.000 cts. per KWH for the first 200 KWH per kilowatt of the Billing KW.  
0.000 cts. per KWH for the next 200 KWH per kilowatt of the Billing KW.  
0.000 cts. per KWH for all additional KWH.

The Company will provide capacity (KW) and energy (KWH) under this Rate Schedule for customers who receive Basic Utility Supply Service from the Company.

**Capacity and Energy Charge (Effective 1-1-08 through 12-31-08)**

\$4.461 per kilowatt for all kilowatts of the Billing KW.  
4.940 cts. per KWH for the first 200 KWH per kilowatt of the Billing KW.  
3.760 cts. per KWH for the next 200 KWH per kilowatt of the Billing KW.  
3.593 cts. per KWH for all additional KWH.

(Continued)

**RATE SCHEDULE GS-3 (CONTINUED)**

**(C)**

**OFF-PEAK SPACE CONDITIONING AND WATER HEATING (Effective 1-1-10)**

For customers served under this Rate Schedule, off-peak energy for storage space conditioning and/or water heating may be supplied exclusively through a separate meter. The KWH block charges of the Distribution Charge rate is billed at 0.014 cts. per KWH for all KWHs under this tariff provision. The following Competitive Transition Charge, Intangible Transition Charge and, for customers who receive Basic Utility Supply Service from the Company, the following Capacity and Energy Charge applies. All Billing KW resulting from usage during on-peak hours is billed at a rate of \$22.13 per KW. The Monthly Minimum applies to this service. No new applications will be accepted after January 1, 2000.

<u>Effective</u>	<u>Competitive Transition Charge</u>	<u>Intangible Transition Charge</u>	<u>Capacity and Energy Charge</u>
11-19-10 through 12-31-10	0.000 cts. per KWH <b>(D)</b>	0.000 cts. per KWH	GSC applies to all KWH

**Transmission Charge**

The Company will provide and charge for transmission service consistent with the PJM Open Access Transmission Tariff approved or accepted by the Federal Energy Regulatory Commission for customers who receive Basic Utility Supply Service from the Company, unless such customers obtain transmission service from another provider. The Transmission Service Charge included in this Tariff applies to all KW and KWH billed under this rate schedule.

Service through the separate meter may be used between the off-peak hours of 7 p.m. to 7 a.m. local time, Mondays to Fridays inclusive, and all day Saturday, Sunday and the following holidays: New Year's Day, Memorial Day, Independence Day, Labor Day, Thanksgiving Day, and Christmas Day.

**SERVICE TO VOLUNTEER FIRE COMPANIES NON-PROFIT SENIOR CITIZEN CENTERS  
 NON-PROFIT RESCUE SQUADS, AND NON-PROFIT AMBULANCE SERVICES**

Upon application and acceptance by the Company, Volunteer Fire Companies, Non-Profit Senior Citizen Centers, Non-Profit Revenue Squads, and Non-Profit Ambulance Services may for a minimum one-year period, elect to have electric service rendered pursuant to the following charges.

- Distribution Charge (Includes ACR and USR)
- \$8.44 per month plus
- 2.906 cts. per KWH for the first 200 KWH
- 2.640 cts. per KWH for the next 600 KWH.
- 2.487 cts. per KWH for all additional KWH.

(Continued)

**RATE SCHEDULE TS(R) (C)**  
**MUNICIPAL TRAFFIC SIGNAL LIGHTING SERVICE**

This Rate Schedule is in the process of elimination and service hereunder is available only to existing locations continuously supplied hereunder as of August 26, 1976.

**APPLICATION OF RATE SCHEDULE TS(R)**

This Rate Schedule is for traffic signal lighting service to cities, boroughs, and townships. The minimum under this rate schedule is 50 watts.

**NET MONTHLY RATE**

Distribution Charge  
6.414 cts. per watt of connected load.

Competitive Transition Charge (Effective 11-19-10 through 12-31-10) (I)  
0.000 cts. per watt of connected load.

Intangible Transition Charge (Effective 1-1-08 through 12-31-08)  
1.053 cts. per watt of connected load.

Intangible Transition Charge (Effective 1-1-09 through 12-31-09)  
0.000 cts. per watt of connected load.

The Company will provide capacity (KW) and energy (KWH) under this Rate Schedule for customers who receive Basic Utility Supply Service from the Company.

Capacity and Energy Charge (Effective 1-1-08 through 12-31-08)  
3.444 cts. per watt of connected load.

Capacity and Energy Charge (Effective 1-1-09 through 12-31-09)  
3.515 cts. per watt of connected load.

**Transmission Charge**

The Company will provide and charge for transmission service consistent with the PJM Open Access Transmission Tariff approved or accepted by the Federal Energy Regulatory Commission for customers who receive Basic Utility Supply Service from the Company, unless such customers obtain transmission service from another provider. The Transmission Service Charge included in this Tariff applies to all KW and/or KWH billed under this rate schedule.

The number of KWH supplied is based upon the average hours use and size of lamps.

(Continued)

**RATE SCHEDULE SI-1(R)**  
**MUNICIPAL STREET LIGHTING SERVICE**

**(C)**

The rates for available incandescent lamps are limited to those fixtures and lamp sizes installed on or before and supplied continuously after March 28, 1972. No new incandescent street lighting installations will be provided by the Company.

**APPLICATION OF RATE SCHEDULE SI-1(R)**

This Rate Schedule is for municipal lighting service on public streets, highways, bridges, parks, etc., to municipalities or other governmental agencies when all such service is supplied under the Company's standard form of contract in accordance with the various laws applicable thereto.

**NET MONTHLY RATE**

**Distribution Charge**

<u>LAMP DESCRIPTION</u>		<u>OVERHEAD SUPPLY</u>	<u>UNDERGROUND SUPPLY</u>
<u>Type</u>	<u>Lumens</u>	<u>Wood Pole</u>	<u>Low Mounting</u>
Incandescent	600	\$5.568	----
Incandescent	1,000	\$6.901	----
Incandescent	4,000	----	\$20.558

**Competitive Transition Charge (Effective 11-19-10 through 12-31-10)**

**(I)**

<u>LAMP DESCRIPTION</u>		<u>OVERHEAD SUPPLY</u>	<u>UNDERGROUND SUPPLY</u>
<u>Type</u>	<u>Lumens</u>	<u>Wood Pole</u>	<u>Low Mounting</u>
Incandescent	600	\$0.000	----
Incandescent	1,000	\$0.000	----
Incandescent	4,000	----	\$0.000

**Intangible Transition Charge (Effective 1-1-08 through 12-31-08)**

<u>LAMP DESCRIPTION</u>		<u>OVERHEAD SUPPLY</u>	<u>UNDERGROUND SUPPLY</u>
<u>Type</u>	<u>Lumens</u>	<u>Wood Pole</u>	<u>Low Mounting</u>
Incandescent	600	\$0.437	----
Incandescent	1,000	0.776	----
Incandescent	4,000	----	\$2.461

(Continued)

**RATE SCHEDULE GH-2(R)  
SEPARATE METER GENERAL SPACE HEATING SERVICE**

**(C)**

This Rate Schedule is in the process of elimination and is available only to service locations supplied hereunder continuously on or after August 21, 1972, and also to prospective service locations where a definite rate commitment has been made as of that date for so long as service is continuous thereafter.

**APPLICATION OF RATE SCHEDULE GH-2(R)**

This Rate Schedule is for separately metered electric space heating service to customers whose general use is supplied under some other general service rate schedule in accordance with the APPLICATION PROVISIONS hereof and may include service for general use in an all electric apartment building when individual living units in the building are metered separately under a residential rate schedule.

Electric space heating facilities shall be permanently installed and operated for personal comfort. Service hereunder is supplied at secondary voltage or at a higher voltage at Company's option, is available only for service supplied continuously throughout the year and is not available for temporary service for less than one year.

**NET MONTHLY RATE**

*Distribution Charge*

1.88 per KW of the Billing KW.

**Competitive Transition Charge (Effective 11-19-10 through 12-31-10)**

0.000 cts. per KWH for all KWH in excess of 200 KWH.

**(I)**

**Intangible Transition Charge (Effective 1-1-08 through 12-31-08)**

2.220 cts. per KWH for all KWH in excess of 200 KWH.

**Intangible Transition Charge (Effective 1-1-09 through 12-31-09)**

0.000 cts. per KWH for all KWH in excess of 200 KWH.

The Company will provide capacity (KW) and energy (KWH) under this Rate Schedule for customers who receive Basic Utility Supply Service from the Company.

**Capacity and Energy Charge (Effective 1-1-08 through 12-31-08)**

-0.512 cts. per KWH for first 200 KWH.

5.296 cts. per KWH for all KWH in excess of 200 KWH.

**Capacity and Energy Charge (Effective 1-1-09 through 12-31-09)**

-0.511 cts. per KWH for first 200 KWH.

5.473 cts. per KWH for all KWH in excess of 200 KWH.

(Continued)

**RECEIVED**

NOV 09 2010

PA PUBLIC UTILITY COMMISSION  
SECRETARY'S BUREAU

**PPL ELECTRIC UTILITIES CORPORATION**

**2010 COMPETITIVE TRANSITION CHARGE**  
**ACTUAL RESULTS THROUGH OCTOBER 31, 2010**  
**AND**  
**ESTIMATED RESULTS THROUGH**  
**NOVEMBER 30, 2010**

**Docket No. M-2009-2145273**

November 9, 2010

**PPL Electric Utilities Corporation  
2010 Competitive Transition Charge  
Reconciliation Filing Attachments**

<b><u>Attachment</u></b>	<b><u>Description</u></b>
1	Computation of Adjusted 2010 CTC Over or Undercollection Revenues by Rate Schedule
2	CTC Reconciliation Adjustments Calculation by Rate Schedule
3	Reconciliation of December 2009 CTC Actual Results
4	2010 CTC Reconciliation Calculation Detail by Month

## **ATTACHMENT 1**

**PPL Electric Utilities Corporation**  
**Computation of Adjusted CTC Revenue for the**  
**Application Period January 1, 2010 through December 31, 2010**

**Residential Class**

	(A)	(B) (A) x .941	(C)	(D) (B)+(C)	(E) (D) x 1.062699
Rate Schedule	Projected Application Period CTC Revenues Including GRT @ 5.9% 1/	Projected Application Period CTC Revenues Excluding GRT	2010 CTC (Over)/Under Collection Plus Other CTC Adjustments	Adjusted Application Period CTC Revenues Excluding GRT	Adjusted Application Period CTC Revenues Including GRT
RS	\$ (29,407,278)	\$ (27,672,256)	\$ 27,672,256	\$ -	\$ -
RTS	\$ (741,968)	\$ (698,192)	\$ 698,192	\$ -	\$ -
RTD	\$ (12,065)	\$ (11,353)	\$ 11,353	\$ -	\$ -
<b>TOTAL</b>	<b>\$ (30,161,311)</b>	<b>\$ (28,381,801)</b>	<b>\$ 28,381,801</b>	<b>\$ -</b>	<b>\$ -</b>

1/ Per PPL Electric's December 11, 2009 Competitive Transition Charge Reconciliation Filing at Docket No. M-2009-2145273.

**PPL Electric Utilities Corporation**  
**Computation of Adjusted CTC Revenue for the**  
**Application Period January 1, 2010 through December 31, 2010**

**Small Commercial and Industrial Class**

Rate Schedule	(A) Projected Application Period CTC Revenues Including GRT @ 5.9% 1/	(B) (A) x .941 Projected Application Period CTC Revenues Excluding GRT	(C) 2010 CTC (Over)/Under Collection Plus Other CTC Adjustments	(D) (B)+(C) Adjusted Application Period CTC Revenues Excluding GRT	(E) (D) x 1.062699 Adjusted Application Period CTC Revenues Including GRT
GS-1	\$ 3,166,341	\$ 2,979,527	(2,974,675)	\$ 4,852	\$ 5,156
GS-3	\$ 13,660,547	\$ 12,854,580	(12,859,645)	\$ (5,065)	\$ (5,383)
IS-1	\$ 1,755	\$ 1,652	(1,652)	\$ -	\$ -
BL	\$ 10,531	\$ 9,910	(10,158)	\$ (248)	\$ (264)
SA	\$ 35,104	\$ 33,032	(33,032)	\$ -	\$ -
SM	\$ 5,266	\$ 4,955	(4,896)	\$ 59	\$ 63
SHS	\$ 80,738	\$ 75,975	(75,219)	\$ 756	\$ 803
SE	\$ 57,921	\$ 54,504	(52,978)	\$ 1,526	\$ 1,622
TS	\$ -	\$ -	11	\$ 11	\$ 12
SI-1	\$ -	\$ -	4	\$ 4	\$ 4
GH-1	\$ 431,774	\$ 406,299	(406,299)	\$ -	\$ -
GH-2	\$ 101,800	\$ 95,794	(92,541)	\$ 3,253	\$ 3,457
<b>TOTAL</b>	<b>\$ 17,551,777</b>	<b>\$ 16,516,228</b>	<b>\$ (16,511,080)</b>	<b>\$ 5,148</b>	<b>\$ 5,470</b>

1/ Per PPL Electric's December 11, 2009 Competitive Transition Charge Reconciliation Filing at Docket No. M-2009-2145273.

**PPL Electric Utilities Corporation**  
**Computation of Adjusted CTC Revenue for the**  
**Application Period January 1, 2010 through December 31, 2010**

**Large Commercial and Industrial Class**

Rate Schedule	(A) Projected Application Period CTC Revenues Including GRT @ 5.9% 1/	(B) (A) x .941 Projected Application Period CTC Revenues Excluding GRT	(C) 2010 CTC (Over)/Under Collection Plus Other CTC Adjustments	(D) (B)+(C) Adjusted Application Period CTC Revenues Excluding GRT	(E) (D) x 1.062699 Adjusted Application Period CTC Revenues Including GRT
LP-4 (a)	\$ (1,052,916)	\$ (990,793)	990,793	\$ -	\$ -
IS-P (a)	\$ -	\$ -	-	\$ -	-
LP-5 (b)	\$ (798,708)	\$ (751,584)	751,000	\$ (584)	(620)
IS-T (b)	\$ -	\$ -	-	\$ -	-
LP-6	\$ (105,508)	\$ (99,283)	99,283	\$ -	-
LPEP	\$ (14,988)	\$ (14,104)	14,104	\$ -	-
ISM (b)	\$ -	\$ -	-	\$ -	-
Standby (b)	\$ -	\$ -	-	\$ -	-
<b>TOTAL</b>	<b>\$ (1,972,120)</b>	<b>\$ (1,855,764)</b>	<b>\$ 1,855,180</b>	<b>\$ (584)</b>	<b>\$ (620)</b>

1/ Per PPL Electric's December 11, 2009 Competitive Transition Charge Reconciliation Filing at Docket No. M-2009-2145273.

(a) Rate Schedules LP-4 and IS-P were combined and listed under Rate Schedule LP-4

(b) Rate Schedules LP-5, IS-T, ISM, and Standby were combined and listed under Rate Schedule LP-5

## **ATTACHMENT 2**

**PPL Electric Utilities Corporation**  
**Computation of CTC Reconciliation Adjustments for the**  
**Application Period January 1, 2010 through December 31, 2010**

**Residential Class**

	(A)	(B)	(C) -(A) - (B)	(D) (C) x 1.062699
Rate Schedule	CTC Over/(Under) Collection from December 2009	CTC Over/(Under) Collection from 2010	Total CTC Adjustments Excluding GRT	Total CTC Adjustments Including GRT
RS	\$ (639,056)	\$ (27,033,200)	\$ 27,672,256	\$ 29,407,279
RTS	(27,324)	(670,868)	698,192	741,968
RTD	(571)	(10,782)	11,353	12,065
	<u>\$ (666,951)</u>	<u>\$ (27,714,850)</u>	<u>\$ 28,381,801</u>	<u>\$ 30,161,312</u>

**PPL Electric Utilities Corporation**  
**Computation of CTC Reconciliation Adjustments for the**  
**Application Period January 1, 2010 through December 31, 2010**

**Small Commercial and Industrial Class**

	(A)	(B)	(C) -(A) - (B)	(D) (C) x 1.062699
Rate Schedule	CTC Over/(Under) Collection from December 2009	CTC Over/(Under) Collection from 2010	Total CTC Adjustments Excluding GRT	Total CTC Adjustments Including GRT
GS-1	\$ (184,607)	\$ 3,159,282	\$ (2,974,675)	\$ (3,161,184)
GS-3	(786,426)	13,646,071	(12,859,645)	(13,665,932)
IS1	8	1,644	(1,652)	(1,756)
BL	1,326	8,832	(10,158)	(10,795)
SA	(3,851)	36,883	(33,032)	(35,103)
SM	(820)	5,716	(4,896)	(5,203)
SHS	(6,662)	81,881	(75,219)	(79,935)
SE	(336)	53,314	(52,978)	(56,300)
TS	(48)	37	11	12
SI-1	(10)	6	4	4
GH-1	(11,503)	417,802	(406,299)	(431,774)
GH-2	(4,030)	96,571	(92,541)	(98,343)
	<u>\$ (996,959)</u>	<u>\$ 17,508,039</u>	<u>\$ (16,511,080)</u>	<u>\$ (17,546,309)</u>

**PPL Electric Utilities Corporation**  
**Computation of CTC Reconciliation Adjustments for the**  
**Application Period January 1, 2010 through December 31, 2010**

**Large Commercial and Industrial Class**

	(A)	(B)	(C) -(A) - (B)	(D) (C) x 1.062699
Rate Schedule	CTC Over/(Under) Collection from December 2009	CTC Over/(Under) Collection from 2010	Total CTC Adjustments Excluding GRT	Total CTC Adjustments Including GRT
LP4	\$ (357,289)	\$ (717,225)	\$ 1,074,514	\$ 1,141,885
ISP	(4,685)	88,406	(83,721)	(88,970)
LP5	(71,570)	(939,700)	1,011,270	1,074,676
IST	(421,115)	735,081	(313,966)	(333,651)
LP6	(18,410)	(80,873)	99,283	105,508
LPEP	465,727	(479,831)	14,104	14,988
ISM	(49,103)	-	49,103	52,182
Standby	(6,234)	1,641	4,593	4,881
<b>TOTAL</b>	<b>\$ (462,679)</b>	<b>\$ (1,392,501)</b>	<b>\$ 1,855,180</b>	<b>\$ 1,971,499</b>

## **ATTACHMENT 3**

**PPL Electric Utilities Corporation**  
**Reconciliation of December 2009 CTC**  
**Between Estimate Used in 2009 Reconciliation and Actual**

	Including GRT			Excluding GRT		
	Estimate 1/	Actual	Over/(Under) Collection	Estimate 1/	Actual	Over/(Under) Collection
RS	\$ 13,902,447	\$ 13,223,327	\$ (679,120)	\$ 13,082,206	\$ 12,443,150	\$ (639,056)
RTS	264,520	235,483	(29,037)	248,913	221,589	(27,324)
RTD	5,354	4,747	(607)	5,038	4,467	(571)
GS-1	2,338,713	2,142,531	(196,182)	2,200,729	2,016,122	(184,607)
GS-3	7,835,573	6,999,841	(835,732)	7,373,276	6,586,850	(786,426)
LP4	4,837,729	4,458,040	(379,689)	4,552,304	4,195,015	(357,289)
ISP	158,729	153,750	(4,979)	149,364	144,679	(4,685)
LP5	2,190,180	2,114,124	(76,056)	2,060,960	1,989,390	(71,570)
IST	810,227	362,709	(447,518)	762,424	341,309	(421,115)
LP6	445,079	425,515	(19,564)	418,819	400,409	(18,410)
LPEP	(343,505)	151,423	494,928	(323,238)	142,489	465,727
ISM (ISA)	217,064	164,882	(52,182)	204,257	155,154	(49,103)
IS1	1,846	1,854	8	1,737	1,745	8
BL	5,956	7,366	1,410	5,605	6,931	1,326
SA	20,917	16,824	(4,093)	19,683	15,832	(3,851)
SM	3,623	2,751	(872)	3,409	2,589	(820)
SHS	42,107	35,028	(7,079)	39,623	32,961	(6,662)
SE	13,646	13,289	(357)	12,841	12,505	(336)
TS	260	209	(51)	245	197	(48)
SI-1	68	57	(11)	64	54	(10)
GH-1	436,504	424,279	(12,225)	410,750	399,247	(11,503)
GH-2	99,963	95,680	(4,283)	94,065	90,035	(4,030)
Standby (LPS)	17,734	11,109	(6,625)	16,688	10,454	(6,234)
<b>Total PUC</b>	<b>\$ 33,304,734</b>	<b>\$ 31,044,818</b>	<b>\$ (2,259,916)</b>	<b>\$ 31,339,762</b>	<b>\$ 29,213,173</b>	<b>\$ (2,126,589)</b>

1/ Per PPL Electric's December 11, 2009 Competitive Transition Charge Reconciliation Filing at Docket No. M-2009-2145273.

## **ATTACHMENT 4**

**RESIDENTIAL**

**PPL Electric Utilities Corporation  
Competitive Transition Charge Recovery  
2010 Reconciliation (a)  
Rate Schedule RS**

	Jan-10 Actual	Feb-10 Actual	Mar-10 Actual	Apr-10 Actual	May-10 Actual	Jun-10 Actual
<b>Rate Schedule RS</b>						
<u>Actual</u>						
kWh Sales (Thousands)	1,673,365	1,518,376	1,327,582	961,699	840,350	1,000,560
CTC Revenue Billed	\$ 8,431,507	\$ (3,276,041)	\$ (2,908,699)	\$ (2,154,218)	\$ (1,899,674)	\$ (2,243,757)
CTC Revenue Billed (without GRT)	\$ 7,934,048	\$ (3,082,755)	\$ (2,737,086)	\$ (2,027,119)	\$ (1,787,593)	\$ (2,111,376)

(a) November is estimated.

**PPL Electric Utilities Corporation**  
**Competitive Transition Charge Recovery**  
**2010 Reconciliation (a)**  
**Rate Schedule RS**

	Jul-10 Actual	Aug-10 Actual	Sep-10 Actual	Oct-10 Actual	Nov-10 Estimate	Dec-10 Estimate	Total
<b>Rate Schedule RS</b>							
<u>Actual</u>							
kWh Sales (Thousands)	1,221,809	1,224,866	1,044,740	847,874	-	-	11,661,221
CTC Revenue Billed	\$ (2,755,818)	\$ (5,522,719)	\$ (6,210,894)	\$ (5,105,992)	\$ (5,081,855)	\$ -	\$ (28,728,160)
CTC Revenue Billed (without GRT)	\$ (2,593,224)	\$ (5,196,878)	\$ (5,844,452)	\$ (4,804,738)	\$ (4,782,027)	\$ -	\$ (27,033,200)

(a) November is estimated.

**PPL Electric Utilities Corporation  
Competitive Transition Charge Recovery  
2010 Reconciliation (a)  
Rate Schedule RTS**

	Jan-10 Actual	Feb-10 Actual	Mar-10 Actual	Apr-10 Actual	May-10 Actual	Jun-10 Actual
<b>Rate Schedule RTS</b>						
<u>Actual</u>						
kWh Sales (Thousands)	48,517	44,116	36,194	22,899	18,495	19,050
CTC Revenue Billed	\$ 147,938	\$ (96,959)	\$ (80,191)	\$ (50,786)	\$ (41,054)	\$ (42,294)
CTC Revenue Billed (without GRT)	\$ 139,209	\$ (91,239)	\$ (75,460)	\$ (47,789)	\$ (38,632)	\$ (39,799)

(a) November is estimated.

**PPL Electric Utilities Corporation  
Competitive Transition Charge Recovery  
2010 Reconciliation (a)  
Rate Schedule RTS**

	Jul-10 Actual	Aug-10 Actual	Sep-10 Actual	Oct-10 Actual	Nov-10 Estimate	Dec-10 Estimate	Total
<b>Rate Schedule RTS</b>							
<u>Actual</u>							
kWh Sales (Thousands)	21,264	20,958	18,523	16,345	-	-	266,361
CTC Revenue Billed	\$ (50,188)	\$ (101,247)	\$ (117,050)	\$ (103,310)	\$ (177,788)	-	\$ (712,929)
CTC Revenue Billed (without GRT)	\$ (47,227)	\$ (95,273)	\$ (110,144)	\$ (97,215)	\$ (167,299)	-	\$ (670,868)

(a) November is estimated.

**PPL Electric Utilities Corporation  
Competitive Transition Charge Recovery  
2010 Reconciliation (a)  
Rate Schedule RTD**

	Jan-10 Actual	Feb-10 Actual	Mar-10 Actual	Apr-10 Actual	May-10 Actual	Jun-10 Actual
<b>Rate Schedule RTD</b>						
<u>Actual</u>						
kWh Sales (Thousands)	614	547	453	304	253	280
CTC Revenue Billed	\$ 3,038	\$ (1,389)	\$ (1,201)	\$ (811)	\$ (682)	\$ (763)
CTC Revenue Billed (without GRT)	\$ 2,859	\$ (1,307)	\$ (1,130)	\$ (763)	\$ (642)	\$ (718)

(a) November is estimated.

**PPL Electric Utilities Corporation**  
**Competitive Transition Charge Recovery**  
**2010 Reconciliation (a)**  
**Rate Schedule RTD**

	Jul-10 Actual	Aug-10 Actual	Sep-10 Actual	Oct-10 Actual	Nov-10 Estimate	Dec-10 Estimate	Total
<b>Rate Schedule RTD</b>							
<u>Actual</u>							
kWh Sales (Thousands)	391	279	282	238	-	-	3,641
CTC Revenue Billed	\$ (1,072)	\$ (1,975)	\$ (2,317)	\$ (1,924)	\$ (2,363)	- \$	(11,459)
CTC Revenue Billed (without GRT)	\$ (1,008)	\$ (1,859)	\$ (2,180)	\$ (1,810)	\$ (2,224)	- \$	(10,782)

(a) November is estimated.

## **SMALL COMMERCIAL AND INDUSTRIAL**

**PPL Electric Utilities Corporation  
Competitive Transition Charge Recovery  
2010 Reconciliation (a)  
Rate Schedule GS-1**

	Jan-10 Actual	Feb-10 Actual	Mar-10 Actual	Apr-10 Actual	May-10 Actual	Jun-10 Actual
<b>Rate Schedule GS-1</b>						
<u>Actual</u>						
kWh Sales (Thousands)	183,598	177,039	164,592	143,341	134,045	153,688
CTC Revenue Billed	\$ 1,522,038	\$ 303,685	\$ 269,372	\$ 248,183	\$ 229,808	\$ 234,757
CTC Revenue Billed (without GRT)	\$ 1,432,238	\$ 285,767	\$ 253,479	\$ 233,540	\$ 216,250	\$ 220,906

(a) November is estimated.

**PPL Electric Utilities Corporation  
Competitive Transition Charge Recovery  
2010 Reconciliation (a)  
Rate Schedule GS-1**

	Jul-10 Actual	Aug-10 Actual	Sep-10 Actual	Oct-10 Actual	Nov-10 Estimate	Dec-10 Estimate	Total
<b>Rate Schedule GS-1</b>							
<u>Actual</u>							
kWh Sales (Thousands)	176,494	177,725	163,796	141,334	-	-	1,615,652
CTC Revenue Billed	\$ 290,581	\$ 168,224	\$ 86,249	\$ 4,472	\$ -	\$ -	3,357,369
CTC Revenue Billed (without GRT)	\$ 273,436	\$ 158,298	\$ 81,161	\$ 4,207	\$ -	\$ -	3,159,282

(a) November is estimated.

**PPL Electric Utilities Corporation  
Competitive Transition Charge Recovery  
2010 Reconciliation (a)  
Rate Schedule GS-3**

	Jan-10 Actual	Feb-10 Actual	Mar-10 Actual	Apr-10 Actual	May-10 Actual	Jun-10 Actual
<b>Rate Schedule GS-3</b>						
<u>Actual</u>						
kWh Sales (Thousands)	719,203	692,518	681,424	650,856	631,067	724,079
CTC Revenue Billed	\$ 4,762,590	\$ 1,216,671	\$ 1,158,238	\$ 1,111,630	\$ 1,085,627	\$ 1,225,933
CTC Revenue Billed (without GRT)	\$ 4,481,597	\$ 1,144,888	\$ 1,089,902	\$ 1,046,044	\$ 1,021,574	\$ 1,153,603

(a) November is estimated.

**PPL Electric Utilities Corporation**  
**Competitive Transition Charge Recovery**  
**2010 Reconciliation (a)**  
**Rate Schedule GS-3**

	Jul-10 Actual	Aug-10 Actual	Sep-10 Actual	Oct-10 Actual	Nov-10 Estimate	Dec-10 Estimate	Total
<b>Rate Schedule GS-3</b>							
<u>Actual</u>							
kWh Sales (Thousands)	771,094	766,356	737,800	660,661	-	-	7,035,058
CTC Revenue Billed	\$ 1,297,719	\$ 1,004,691	\$ 802,937	\$ 726,142	\$ 109,493	\$ -	\$ 14,501,671
CTC Revenue Billed (without GRT)	\$ 1,221,153	\$ 945,414	\$ 755,564	\$ 683,299	\$ 103,033	\$ -	\$ 13,646,071

(a) November is estimated.

**PPL Electric Utilities Corporation  
Competitive Transition Charge Recovery  
2010 Reconciliation (a)  
Rate Schedule IS-1**

	Jan-10 Actual	Feb-10 Actual	Mar-10 Actual	Apr-10 Actual	May-10 Actual	Jun-10 Actual
<b>Rate Schedule IS-1</b>						
<u>Actual</u>						
kWh Sales (Thousands)	189	-	-	165	115	35
CTC Revenue Billed	\$ 1,442	\$ -	\$ -	202 \$	147 \$	48
CTC Revenue Billed (without GRT)	\$ 1,357	\$ -	\$ -	190 \$	138 \$	45

(a) November is estimated.

**PPL Electric Utilities Corporation**  
**Competitive Transition Charge Recovery**  
**2010 Reconciliation (a)**  
**Rate Schedule IS-1**

	Jul-10 Actual	Aug-10 Actual	Sep-10 Actual	Oct-10 Actual	Nov-10 Estimate	Dec-10 Estimate	Total
<b>Rate Schedule IS-1</b>							
<u>Actual</u>							
kWh Sales (Thousands)	44	49	59	105	-	-	761
CTC Revenue Billed	\$ 60	\$ (10)	\$ (30)	\$ (112)	- \$	- \$	1,747
CTC Revenue Billed (without GRT)	\$ 56	\$ (9)	\$ (28)	\$ (105)	- \$	- \$	1,644

(a) November is estimated.

**PPL Electric Utilities Corporation  
Competitive Transition Charge Recovery  
2010 Reconciliation (a)  
Rate Schedule BL**

	Jan-10 Actual	Feb-10 Actual	Mar-10 Actual	Apr-10 Actual	May-10 Actual	Jun-10 Actual
<b>Rate Schedule BL</b>						
<u>Actual</u>						
kWh Sales (Thousands)	756	459	601	771	505	535
CTC Revenue Billed	\$ 3,347	\$ 786	\$ 1,036	\$ 1,333	\$ 873	\$ 923
CTC Revenue Billed (without GRT)	\$ 3,150	\$ 739	\$ 975	\$ 1,254	\$ 822	\$ 869

(a) November is estimated.

**PPL Electric Utilities Corporation  
Competitive Transition Charge Recovery  
2010 Reconciliation (a)  
Rate Schedule BL**

	Jul-10 Actual	Aug-10 Actual	Sep-10 Actual	Oct-10 Actual	Nov-10 Estimate	Dec-10 Estimate	Total
<b>Rate Schedule BL</b>							
<u>Actual</u>							
kWh Sales (Thousands)	605	589	551	550	-	-	5,922
CTC Revenue Billed	\$ 1,010	\$ 71	\$ 6	\$ -	\$ -	\$ -	9,385
CTC Revenue Billed (without GRT)	\$ 950	\$ 67	\$ 6	\$ -	\$ -	\$ -	8,832

(a) November is estimated.

**PPL Electric Utilities Corporation  
Competitive Transition Charge Recovery  
2010 Reconciliation (a)  
Rate Schedule SA**

	Jan-10 Actual	Feb-10 Actual	Mar-10 Actual	Apr-10 Actual	May-10 Actual	Jun-10 Actual
<b>Rate Schedule SA</b>						
<u>Actual</u>						
kWh Sales (Thousands)	2,335	2,066	2,005	1,732	1,519	1,464
CTC Revenue Billed	\$ 10,542	\$ 3,007	\$ 2,790	\$ 3,023	\$ 3,042	\$ 3,035
CTC Revenue Billed (without GRT)	\$ 9,920	\$ 2,830	\$ 2,626	\$ 2,844	\$ 2,862	\$ 2,856

(a) November is estimated.

**PPL Electric Utilities Corporation  
Competitive Transition Charge Recovery  
2010 Reconciliation (a)  
Rate Schedule SA**

	Jul-10 Actual	Aug-10 Actual	Sep-10 Actual	Oct-10 Actual	Nov-10 Estimate	Dec-10 Estimate	Total
<b>Rate Schedule SA</b>							
<u>Actual</u>							
kWh Sales (Thousands)	1,429	1,499	1,714	1,843	-	-	17,606
CTC Revenue Billed	\$ 3,058	\$ 3,053	\$ 3,037	\$ 2,991	\$ 1,618	- \$	39,196
CTC Revenue Billed (without GRT)	\$ 2,877	\$ 2,873	\$ 2,857	\$ 2,815	\$ 1,523	- \$	36,883

(a) November is estimated.

**PPL Electric Utilities Corporation  
Competitive Transition Charge Recovery  
2010 Reconciliation (a)  
Rate Schedule SM**

	Jan-10 Actual	Feb-10 Actual	Mar-10 Actual	Apr-10 Actual	May-10 Actual	Jun-10 Actual
<b>Rate Schedule SM</b>						
<u>Actual</u>						
kWh Sales (Thousands)	429	374	351	333	263	238
CTC Revenue Billed	\$ 2,735	\$ 535	\$ 529	\$ 521	\$ 513	\$ 476
CTC Revenue Billed (without GRT)	\$ 2,574	\$ 503	\$ 498	\$ 490	\$ 483	\$ 448

(a) November is estimated.

**PPL Electric Utilities Corporation**  
**Competitive Transition Charge Recovery**  
**2010 Reconciliation (a)**  
**Rate Schedule SM**

	Jul-10 Actual	Aug-10 Actual	Sep-10 Actual	Oct-10 Actual	Nov-10 Estimate	Dec-10 Estimate	Total
<b>Rate Schedule SM</b>							
<u>Actual</u>							
kWh Sales (Thousands)	237	286	273	269	-	-	3,053
CTC Revenue Billed	\$ 475	\$ 203	\$ 121	\$ (33)	- \$	- \$	6,075
CTC Revenue Billed (without GRT)	\$ 447	\$ 190	\$ 114	\$ (31)	- \$	- \$	5,716

(a) November is estimated.

**PPL Electric Utilities Corporation  
Competitive Transition Charge Recovery  
2010 Reconciliation (a)  
Rate Schedule SHS**

	Jan-10 Actual	Feb-10 Actual	Mar-10 Actual	Apr-10 Actual	May-10 Actual	Jun-10 Actual
<b>Rate Schedule SHS</b>						
<u>Actual</u>						
kWh Sales (Thousands)	5,387	4,784	4,551	4,385	3,564	3,447
CTC Revenue Billed	\$ 34,506	\$ 7,027	\$ 7,159	\$ 7,186	\$ 7,196	\$ 7,171
CTC Revenue Billed (without GRT)	\$ 32,471	\$ 6,613	\$ 6,736	\$ 6,762	\$ 6,771	\$ 6,748

(a) November is estimated.

**PPL Electric Utilities Corporation**  
**Competitive Transition Charge Recovery**  
**2010 Reconciliation (a)**  
**Rate Schedule SHS**

	Jul-10 Actual	Aug-10 Actual	Sep-10 Actual	Oct-10 Actual	Nov-10 Estimate	Dec-10 Estimate	Total
<b>Rate Schedule SHS</b>							
<u>Actual</u>							
kWh Sales (Thousands)	3,390	3,324	3,674	4,546	-	-	41,052
CTC Revenue Billed	\$ 7,155	\$ 3,229	\$ 3,167	\$ 3,219	- \$	- \$	87,015
CTC Revenue Billed (without GRT)	\$ 6,733	\$ 3,039	\$ 2,980	\$ 3,028	- \$	- \$	81,881

(a) November is estimated.

**PPL Electric Utilities Corporation  
Competitive Transition Charge Recovery  
2010 Reconciliation (a)  
Rate Schedule SE**

	Jan-10 Actual	Feb-10 Actual	Mar-10 Actual	Apr-10 Actual	May-10 Actual	Jun-10 Actual
<b>Rate Schedule SE</b>						
<u>Actual</u>						
kWh Sales (Thousands)	3,968	3,410	3,223	3,088	2,515	2,496
CTC Revenue Billed	\$ 14,866	\$ 5,862	\$ 5,543	\$ 5,311	\$ 4,358	\$ 4,296
CTC Revenue Billed (without GRT)	\$ 13,989	\$ 5,516	\$ 5,216	\$ 4,998	\$ 4,101	\$ 4,043

(a) November is estimated.

**PPL Electric Utilities Corporation**  
**Competitive Transition Charge Recovery**  
**2010 Reconciliation (a)**  
**Rate Schedule SE**

	Jul-10 Actual	Aug-10 Actual	Sep-10 Actual	Oct-10 Actual	Nov-10 Estimate	Dec-10 Estimate	Total
<b>Rate Schedule SE</b>							
<u>Actual</u>							
kWh Sales (Thousands)	2,402	2,302	3,004	3,218	-	-	29,626
CTC Revenue Billed	\$ 4,138	\$ 4,051	\$ 3,569	\$ 4,663	- \$	- \$	56,657
CTC Revenue Billed (without GRT)	\$ 3,894	\$ 3,811	\$ 3,358	\$ 4,388	- \$	- \$	53,314

(a) November is estimated.

**PPL Electric Utilities Corporation**  
**Competitive Transition Charge Recovery**  
**2010 Reconciliation (a)**  
**Rate Schedule TS**

	Jan-10 Actual	Feb-10 Actual	Mar-10 Actual	Apr-10 Actual	May-10 Actual	Jun-10 Actual
<b>Rate Schedule TS</b>						
<u>Actual</u>						
kWh Sales (Thousands)	25	25	25	25	25	25
CTC Revenue Billed	\$ 210	\$ -	\$ -	\$ -	\$ -	\$ -
CTC Revenue Billed (without GRT)	\$ 197	\$ -	\$ -	\$ -	\$ -	\$ -

(a) November is estimated.

**PPL Electric Utilities Corporation**  
**Competitive Transition Charge Recovery**  
**2010 Reconciliation (a)**  
**Rate Schedule TS**

	Jul-10 Actual	Aug-10 Actual	Sep-10 Actual	Oct-10 Actual	Nov-10 Estimate	Dec-10 Estimate	Total
<b>Rate Schedule TS</b>							
<u>Actual</u>							
kWh Sales (Thousands)	25	25	25	25	-	-	250
CTC Revenue Billed	\$ -	\$ (43)	\$ (43)	\$ (43)	\$ (43)	\$ -	38
CTC Revenue Billed (without GRT)	\$ -	\$ (40)	\$ (40)	\$ (40)	\$ (40)	\$ -	37

(a) November is estimated.

**PPL Electric Utilities Corporation  
Competitive Transition Charge Recovery  
2010 Reconciliation (a)  
Rate Schedule SI-1**

	Jan-10 Actual	Feb-10 Actual	Mar-10 Actual	Apr-10 Actual	May-10 Actual	Jun-10 Actual
<b>Rate Schedule SI-1</b>						
<u>Actual</u>						
kWh Sales (Thousands)	8	8	8	7	6	6
CTC Revenue Billed	\$ 57	\$ -	\$ -	\$ -	\$ -	\$ -
CTC Revenue Billed (without GRT)	\$ 54	\$ -	\$ -	\$ -	\$ -	\$ -

(a) November is estimated.

**PPL Electric Utilities Corporation**  
**Competitive Transition Charge Recovery**  
**2010 Reconciliation (a)**  
**Rate Schedule SI-1**

	Jul-10 Actual	Aug-10 Actual	Sep-10 Actual	Oct-10 Actual	Nov-10 Estimate	Dec-10 Estimate	Total
<b>Rate Schedule SI-1</b>							
<u>Actual</u>							
kWh Sales (Thousands)	6	5	6	7	-	-	67
CTC Revenue Billed	\$ -	\$ (13)	\$ (13)	\$ (13)	\$ (13)	\$ -	5
CTC Revenue Billed (without GRT)	\$ -	\$ (12)	\$ (12)	\$ (12)	\$ (12)	\$ -	6

(a) November is estimated.

**PPL Electric Utilities Corporation  
Competitive Transition Charge Recovery  
2010 Reconciliation (a)  
Rate Schedule GH-1**

	Jan-10 Actual	Feb-10 Actual	Mar-10 Actual	Apr-10 Actual	May-10 Actual	Jun-10 Actual
<b>Rate Schedule GH-1</b>						
<u>Actual</u>						
kWh Sales (Thousands)	31,123	29,728	25,435	18,276	15,798	15,984
CTC Revenue Billed	\$ 324,670	\$ 47,010	\$ 40,339	\$ 29,191	\$ 25,307	\$ 25,580
CTC Revenue Billed (without GRT)	\$ 305,515	\$ 44,236	\$ 37,959	\$ 27,469	\$ 23,814	\$ 24,071

(a) November is estimated.

**PPL Electric Utilities Corporation**  
**Competitive Transition Charge Recovery**  
**2010 Reconciliation (a)**  
**Rate Schedule GH-1**

	Jul-10 Actual	Aug-10 Actual	Sep-10 Actual	Oct-10 Actual	Nov-10 Estimate	Dec-10 Estimate	Total
<b>Rate Schedule GH-1</b>							
<u>Actual</u>							
kWh Sales (Thousands)	15,189	13,251	15,591	15,067	-	-	195,442
CTC Revenue Billed	\$ 23,828	\$ (13,935)	\$ (14,008)	\$ (21,732)	\$ (22,252)	\$ -	443,998
CTC Revenue Billed (without GRT)	\$ 22,422	\$ (13,113)	\$ (13,182)	\$ (20,450)	\$ (20,939)	\$ -	417,802

(a) November is estimated.

**PPL Electric Utilities Corporation  
Competitive Transition Charge Recovery  
2010 Reconciliation (a)  
Rate Schedule GH-2**

	Jan-10 Actual	Feb-10 Actual	Mar-10 Actual	Apr-10 Actual	May-10 Actual	Jun-10 Actual
<b>Rate Schedule GH-2</b>						
<u>Actual</u>						
kWh Sales (Thousands)	8,240	7,800	6,631	4,007	3,198	3,346
CTC Revenue Billed	\$ 93,530	\$ 13,943	\$ 11,308	\$ 6,774	\$ 5,175	\$ 5,489
CTC Revenue Billed (without GRT)	\$ 88,012	\$ 13,120	\$ 10,640	\$ 6,374	\$ 4,870	\$ 5,165

(a) November is estimated.

**PPL Electric Utilities Corporation  
Competitive Transition Charge Recovery  
2010 Reconciliation (a)  
Rate Schedule GH-2**

	Jul-10 Actual	Aug-10 Actual	Sep-10 Actual	Oct-10 Actual	Nov-10 Estimate	Dec-10 Estimate	Total
<b>Rate Schedule GH-2</b>							
<u>Actual</u>							
kWh Sales (Thousands)	3,702	3,737	3,356	2,827	-	-	46,844
CTC Revenue Billed	\$ 5,998	\$ (1,300)	\$ (4,388)	\$ (7,514)	\$ (26,389)	\$ -	102,626
CTC Revenue Billed (without GRT)	\$ 5,644	\$ (1,223)	\$ (4,129)	\$ (7,070)	\$ (24,832)	\$ -	96,571

(a) November is estimated.

# **LARGE COMMERCIAL AND INDUSTRIAL**

**PPL Electric Utilities Corporation  
Competitive Transition Charge Recovery  
2010 Reconciliation (a)  
Rate Schedule LP-4**

	Jan-10 Actual	Feb-10 Actual	Mar-10 Actual	Apr-10 Actual	May-10 Actual	Jun-10 Actual
<b>Rate Schedule LP-4</b>						
<u>Actual</u>						
kWh Sales (Thousands)	482,553	428,917	518,390	505,442	498,654	528,892
CTC Revenue Billed	\$ 2,434,649	\$ (43,762)	\$ (108,930)	\$ (90,087)	\$ (86,425)	\$ (138,845)
CTC Revenue Billed (without GRT)	\$ 2,291,004	\$ (41,180)	\$ (102,503)	\$ (84,771)	\$ (81,326)	\$ (130,653)

(a) November is estimated.

**PPL Electric Utilities Corporation  
Competitive Transition Charge Recovery  
2010 Reconciliation (a)  
Rate Schedule LP-4**

	Jul-10 Actual	Aug-10 Actual	Sep-10 Actual	Oct-10 Actual	Nov-10 Estimate	Dec-10 Estimate	Total
<b>Rate Schedule LP-4</b>							
<u>Actual</u>							
kWh Sales (Thousands)	560,074	552,028	545,125	490,250	-	-	5,110,325
CTC Revenue Billed	\$ (107,829)	\$ (552,545)	\$ (818,780)	\$ (746,746)	\$ (502,895)	\$ -	(762,195)
CTC Revenue Billed (without GRT)	\$ (101,467)	\$ (519,945)	\$ (770,472)	\$ (702,688)	\$ (473,224)	\$ -	(717,225)

(a) November is estimated.

**PPL Electric Utilities Corporation  
Competitive Transition Charge Recovery  
2010 Reconciliation (a)  
Rate Schedule IS-P**

	Jan-10 Actual	Feb-10 Actual	Mar-10 Actual	Apr-10 Actual	May-10 Actual	Jun-10 Actual
<b>Rate Schedule IS-P</b>						
<u>Actual</u>						
kWh Sales (Thousands)	19,047	4,367	5,708	6,797	3,474	2,298
CTC Revenue Billed	\$ 99,971	\$ (328)	\$ (1,654)	\$ (1,260)	\$ (878)	\$ (698)
CTC Revenue Billed (without GRT)	\$ 94,073	\$ (308)	\$ (1,556)	\$ (1,186)	\$ (826)	\$ (656)

(a) November is estimated.

**PPL Electric Utilities Corporation  
Competitive Transition Charge Recovery  
2010 Reconciliation (a)  
Rate Schedule IS-P**

	Jul-10 Actual	Aug-10 Actual	Sep-10 Actual	Oct-10 Actual	Nov-10 Estimate	Dec-10 Estimate	Total
<b>Rate Schedule IS-P</b>							
<u>Actual</u>							
kWh Sales (Thousands)	2,372	2,383	2,443	2,138	-	-	51,027
CTC Revenue Billed	\$ (694)	\$ (512)	- \$	- \$	- \$	- \$	93,947
CTC Revenue Billed (without GRT)	\$ (653)	\$ (482)	- \$	- \$	- \$	- \$	88,406

(a) November is estimated.

**PPL Electric Utilities Corporation  
Competitive Transition Charge Recovery  
2010 Reconciliation (a)  
Rate Schedule LP-5**

	Jan-10 Actual	Feb-10 Actual	Mar-10 Actual	Apr-10 Actual	May-10 Actual	Jun-10 Actual
<b>Rate Schedule LP-5</b>						
<u>Actual</u>						
kWh Sales (Thousands)	239,961	311,827	503,200	547,181	445,335	488,208
CTC Revenue Billed	\$ 1,306,540	\$ (28,130)	\$ (101,898)	\$ (98,695)	\$ (78,904)	\$ (85,968)
CTC Revenue Billed (without GRT)	\$ 1,229,454	\$ (26,470)	\$ (95,886)	\$ (92,872)	\$ (74,248)	\$ (80,896)

(a) November is estimated.

**PPL Electric Utilities Corporation  
Competitive Transition Charge Recovery  
2010 Reconciliation (a)  
Rate Schedule LP-5**

	Jul-10 Actual	Aug-10 Actual	Sep-10 Actual	Oct-10 Actual	Nov-10 Estimate	Dec-10 Estimate	Total
<b>Rate Schedule LP-5</b>							
<u>Actual</u>							
kWh Sales (Thousands)	506,947	422,449	597,044	480,096	-	-	4,542,248
CTC Revenue Billed	\$ (113,147)	\$ (202,468)	\$ (1,595,950)	- \$	- \$	- \$	(998,620)
CTC Revenue Billed (without GRT)	\$ (106,471)	\$ (190,522)	\$ (1,501,789)	- \$	- \$	- \$	(939,700)

(a) November is estimated.

**PPL Electric Utilities Corporation  
Competitive Transition Charge Recovery  
2010 Reconciliation (a)  
Rate Schedule IS-T**

	Jan-10 Actual	Feb-10 Actual	Mar-10 Actual	Apr-10 Actual	May-10 Actual	Jun-10 Actual
<b>Rate Schedule IS-T</b>						
<u>Actual</u>						
kWh Sales (Thousands)	155,363	8,885	2,088	2,032	-	-
CTC Revenue Billed	\$ 702,132	\$ 4,771	\$ 74,649	\$ (382)	\$ -	\$ -
CTC Revenue Billed (without GRT)	\$ 660,706	\$ 4,490	\$ 70,245	\$ (360)	\$ -	\$ -

(a) November is estimated.

**PPL Electric Utilities Corporation  
Competitive Transition Charge Recovery  
2010 Reconciliation (a)  
Rate Schedule IS-T**

	Jul-10 Actual	Aug-10 Actual	Sep-10 Actual	Oct-10 Actual	Nov-10 Estimate	Dec-10 Estimate	Total
<b>Rate Schedule IS-T</b>							
<u>Actual</u>							
kWh Sales (Thousands)	-	-	-	-	-	-	168,368
CTC Revenue Billed	\$ -	\$ -	\$ -	\$ -	\$ -	\$ -	781,170
CTC Revenue Billed (without GRT)	\$ -	\$ -	\$ -	\$ -	\$ -	\$ -	735,081

(a) November is estimated.

**PPL Electric Utilities Corporation  
Competitive Transition Charge Recovery  
2010 Reconciliation (a)  
Rate Schedule LP-6**

	Jan-10 Actual	Feb-10 Actual	Mar-10 Actual	Apr-10 Actual	May-10 Actual	Jun-10 Actual
<b>Rate Schedule LP-6</b>						
<u>Actual</u>						
kWh Sales (Thousands)	60,574	6,182	19,409	12,558	7,360	20,305
CTC Revenue Billed	\$ 281,281	\$ -	\$ (4,693)	\$ (2,392)	\$ (1,447)	\$ (3,870)
CTC Revenue Billed (without GRT)	\$ 264,685	\$ -	\$ (4,416)	\$ (2,251)	\$ (1,362)	\$ (3,642)

(a) November is estimated.

**PPL Electric Utilities Corporation  
Competitive Transition Charge Recovery  
2010 Reconciliation (a)  
Rate Schedule LP-6**

	Jul-10 Actual	Aug-10 Actual	Sep-10 Actual	Oct-10 Actual	Nov-10 Estimate	Dec-10 Estimate	Total
<b>Rate Schedule LP-6</b>							
<u>Actual</u>							
kWh Sales (Thousands)	15,802	6,091	23,513	12,075	-	-	183,869
CTC Revenue Billed	\$ (4,114)	\$ -	\$ (350,708)	\$ -	\$ -	\$ -	(85,943)
CTC Revenue Billed (without GRT)	\$ (3,871)	\$ -	\$ (330,016)	\$ -	\$ -	\$ -	(80,873)

(a) November is estimated.

**PPL Electric Utilities Corporation  
Competitive Transition Charge Recovery  
2010 Reconciliation (a)  
Rate Schedule LPEP**

	Jan-10 Actual	Feb-10 Actual	Mar-10 Actual	Apr-10 Actual	May-10 Actual	Jun-10 Actual
<b>Rate Schedule LPEP</b>						
<u>Actual</u>						
kWh Sales (Thousands)	7,646	8,570	7,422	8,987	8,829	8,011
CTC Revenue Billed	\$ 147,850	\$ (1,684)	\$ (1,425)	\$ (1,661)	\$ (1,645)	\$ (1,491)
CTC Revenue Billed (without GRT)	\$ 139,127	\$ (1,585)	\$ (1,341)	\$ (1,563)	\$ (1,548)	\$ (1,403)

(a) November is estimated.

**PPL Electric Utilities Corporation  
Competitive Transition Charge Recovery  
2010 Reconciliation (a)  
Rate Schedule LPEP**

	Jul-10 Actual	Aug-10 Actual	Sep-10 Actual	Oct-10 Actual	Nov-10 Estimate	Dec-10 Estimate	Total
<b>Rate Schedule LPEP</b>							
<u>Actual</u>							
kWh Sales (Thousands)	6,674	7,747	8,806	9,287	-	-	81,979
CTC Revenue Billed	\$ (1,313)	\$ (49,825)	\$ (837,299)	\$ 238,577	- \$	- \$	(509,916)
CTC Revenue Billed (without GRT)	\$ (1,235)	\$ (46,885)	\$ (787,899)	\$ 224,501	- \$	- \$	(479,831)

(a) November is estimated.

**PPL Electric Utilities Corporation  
Competitive Transition Charge Recovery  
2010 Reconciliation (a)  
Rate Schedule ISM**

	Jan-10 <i>Actual</i>	Feb-10 <i>Actual</i>	Mar-10 <i>Actual</i>	Apr-10 <i>Actual</i>	May-10 <i>Actual</i>	Jun-10 <i>Actual</i>
<b>Rate Schedule ISM</b>						
<u>Actual</u>						
kWh Sales (Thousands)	-	-	-	-	-	-
CTC Revenue Billed	\$ -	\$ -	\$ -	\$ -	\$ -	\$ -
CTC Revenue Billed (without GRT)	\$ -	\$ -	\$ -	\$ -	\$ -	\$ -

(a) November is estimated.

**PPL Electric Utilities Corporation**  
**Competitive Transition Charge Recovery**  
**2010 Reconciliation (a)**  
**Rate Schedule ISM**

	Jul-10 Actual	Aug-10 Actual	Sep-10 Actual	Oct-10 Actual	Nov-10 Estimate	Dec-10 Estimate	Total
<b>Rate Schedule ISM</b>							
<u>Actual</u>							
kWh Sales (Thousands)	-	-	-	-	-	-	-
CTC Revenue Billed	\$ -	\$ -	\$ -	\$ -	\$ -	\$ -	\$ -
CTC Revenue Billed (without GRT)	\$ -	\$ -	\$ -	\$ -	\$ -	\$ -	\$ -

(a) November is estimated.

**PPL Electric Utilities Corporation  
Competitive Transition Charge Recovery  
2010 Reconciliation (a)  
Rate Schedule Standby**

	Jan-10 Actual	Feb-10 Actual	Mar-10 Actual	Apr-10 Actual	May-10 Actual	Jun-10 Actual
<b>Rate Schedule Standby</b>						
<u>Actual</u>						
kWh Sales (Thousands)	52	226	-	-	-	-
CTC Revenue Billed	\$ 349	\$ 1,395	\$ -	\$ -	\$ -	\$ -
CTC Revenue Billed (without GRT)	\$ 328	\$ 1,313	\$ -	\$ -	\$ -	\$ -

(a) November is estimated.

**PPL Electric Utilities Corporation  
 Competitive Transition Charge Recovery  
 2010 Reconciliation (a)  
 Rate Schedule Standby**

	Jul-10 Actual	Aug-10 Actual	Sep-10 Actual	Oct-10 Actual	Nov-10 Estimate	Dec-10 Estimate	Total
<b>Rate Schedule Standby</b>							
<u>Actual</u>							
kWh Sales (Thousands)	-	-	-	-	-	-	278
CTC Revenue Billed	\$ -	\$ -	\$ -	\$ -	\$ -	\$ -	1,744
CTC Revenue Billed (without GRT)	\$ -	\$ -	\$ -	\$ -	\$ -	\$ -	1,641

(a) November is estimated.

From: Origin ID: ABEA (610) 774-6908  
Karen Posten  
PPL Corporation  
2 N 9th St



Ship Date: 09NOV10  
ActWgt: 8.0 LB  
CAD: 8616795/NET3090


Allentown, PA 18104

Delivery Address Bar Code



Ref # PER 205 734268 002  
Invoice #  
PO #  
Dept #

SHIP TO: (717) 787-8009 BILL SENDER  
ROSEMARY CHIAVETTA  
PA PUBLIC UTILITY COMMISSION  
COMMONWEALTH KEYSTONE BLDG  
400 NORTH ST  
HARRISBURG, PA 17120



TRK# 7964 3094 2310  
0201


WED - 10 NOV A1  
PRIORITY OVERNIGHT

17120

PA-US

MDT

**ZN MDTA**



58AG16CBA/2780

**After-printing this label:**

1. Use the 'Print' button on this page to print your label to your laser or inkjet printer.
2. Fold the printed page along the horizontal line.
3. Place label in shipping pouch and affix it to your shipment so that the barcode portion of the label can be read and scanned.

**Warning:** Use only the printed original label for shipping. Using a photocopy of this label for shipping purposes is fraudulent and could result in additional billing charges, along with the cancellation of your FedEx account number.

Use of this system constitutes your agreement to the service conditions in the current FedEx Service Guide, available on fedex.com. FedEx will not be responsible for any claim in excess of \$100 per package, whether the result of loss, damage, delay, non-delivery, misdelivery, or misinformation, unless you declare a higher value, pay an additional charge, document your actual loss and file a timely claim. Limitations found in the current FedEx Service Guide apply. Your right to recover from FedEx for any loss, including intrinsic value of the package, loss of sales, income interest, profit, attorney's fees, costs, and other forms of damage whether direct, incidental, consequential, or special is limited to the greater of \$100 or the authorized declared value. Recovery cannot exceed actual documented loss. Maximum for items of extraordinary value is \$500, e.g. jewelry, precious metals, negotiable instruments and other items listed in our Service Guide. Written claims must be filed within strict time limits, see current FedEx Service Guide.