

Suzan DeBusk Paiva
Assistant General Counsel
Pennsylvania



1717 Arch Street, 3 East
Philadelphia, PA 19103

Tel: (215) 466-4755
Fax: (215) 563-2658
Suzan.D.Paiva@Verizon.com

February 22, 2011

VIA OVERNIGHT DELIVERY

James J. McNulty, Secretary
Pennsylvania Public Utility Commission
Commonwealth Keystone Building
400 North Street
Harrisburg, Pa. 17120

RECEIVED

FEB 22 2011

**PA PUBLIC UTILITY COMMISSION
SECRETARY'S BUREAU**

**RE: PMO – Performance Metrics and Remedies (Folder 17)
Docket No. M-00011468¹**

**Verizon Pennsylvania Inc.'s Submission of Revised PA Guidelines
to Conform the PA Guidelines to the December 2010 NY Guidelines**

Dear Secretary McNulty:

Enclosed please find an original and three copies of Verizon Pennsylvania Inc.'s Submission of Revisions to the PA Guidelines to Address the December 2010 Changes to the NY Guidelines, in the above-referenced matter. Please note that a copy of this Submission will be posted electronically on Verizon's website at:
<http://www22.verizon.com/wholesale/cwgroup/>.

If you have any questions, please do not hesitate to contact me.

Very truly yours,

SDP/slb
Enc.

Via Federal Express
cc: Louise Fink Smith
Joseph Witmer
Cheryl Walker Davis
Dale Kirkwood

Via Electronic Mail
cc: Pennsylvania Carrier Working Group

¹ M-00011468 is the parent case for this filing.

**BEFORE THE
PENNSYLVANIA PUBLIC UTILITY COMMISSION**

RECEIVED

PERFORMANCE MEASURES :
REMEDIES (F0017) :

FEB 22 2011

PA PUBLIC UTILITY COMMISSION
SECRETARY'S BUREAU

**VERIZON PENNSYLVANIA INC.'s
SUBMISSION OF REVISED PA GUIDELINES TO CONFORM
THE PA GUIDELINES TO THE DECEMBER 2010 NY GUIDELINES**

In accordance with the “Final Opinion and Order On Performance Measures and Remedies For Wholesale Performance for Verizon Pennsylvania Inc. (PMO II)” issued by the Pennsylvania Public Utility Commission (“Commission”) on December 10, 2002, Verizon Pennsylvania Inc. (“Verizon PA”) submits revised “Carrier-to-Carrier Guidelines Performance Standards and Reports” for Verizon PA (“PA Guidelines”).¹ The revised PA Guidelines conform to the December 2010 “Carrier-to-Carrier Guidelines Performance Standards and Reports” for Verizon New York Inc. (“NY Guidelines”) and incorporate into the PA Guidelines revisions to the NY Guidelines adopted by the New York Public Service Commission (“PSC”) on December 21, 2010.

Verizon PA requests that the Commission adopt a schedule for comments and reply comments on the revisions to the PA Guidelines under which comments will be due by March 14, 2011 and reply comments by April 5, 2011. This will allow the revisions to the PA Guidelines to be approved by June 30, 2011, which will permit them to be implemented for the July 2011 data month.

¹ *Performance Measures Remedies, Final Opinion and Order On Performance Measures and Remedies for Wholesale Performance for Verizon Pennsylvania Inc. (PMO II)*, M-00011468, pp. 87 and 97-98 (12/10/02).

I. Revised PA Guidelines.

On December 21, 2010, the New York PSC adopted an order approving revisions to the NY Guidelines.² A copy of this order is set out in Exhibit 1 of this Submission, and also at <http://documents.dps.state.ny.us/public/Common/ViewDoc.aspx?DocRefId={62DF95CC-8EBB-4EF1-A59E-843947D81FBC}>. The revised NY Guidelines were filed with the New York PSC on January 20, 2011. The revisions to the Guidelines are fully described in the New York PSC's December 21, 2010 order.

The revisions to the Guidelines include two administrative changes and two process changes.³ The first administrative change to the Guidelines is the deletion of references to West Virginia from the Guidelines document.⁴ On July 1, 2010, Verizon Communications Inc. transferred control of Verizon West Virginia Inc. to Frontier Communications Corporation. Since the Guidelines apply to Verizon incumbent local exchange carriers, it is appropriate to delete from the Guidelines document service areas, such as West Virginia, that are no longer served by Verizon incumbent local exchange carriers.

The second administrative change to the Guidelines pertains to Maintenance Metrics MR-2, MR-4 and MR-5 and clarifies the difference between "Trouble Codes" and "Disposition

² *Case 97-C-0139, Proceeding on Motion of the Commission to Review Service Quality Standards for Telephone Companies, Memorandum to the Commission from the CWG Staff Team—Office of Telecommunications, Office of General Counsel, Office of Regulatory Economics and Office of Accounting and Finance; Filed Session of December 16, 2010; Approved as Recommended and so Ordered by the Commission; Issued and Effective December 21, 2010 ("December 21, 2010 NY PSC Order")*.

³ *December 21, 2010 NY PSC Order*, pp. 3-9 and Attachment 1.

⁴ *December 21, 2010 NY PSC Order*, p. 3 and Attachment 1, p. 1.

Codes,”⁵ as these terms are used in the metrics. The revisions make clear that “Trouble Codes” only apply to measurements for the Specials and Trunks products, while “Disposition Codes” apply to other products measured under Metrics MR-2 through MR-5.⁶

These two administrative changes to the Guidelines set out in the New York PSC’s December 21, 2010 order are consensus changes to the Guidelines recommended by the New York Carrier Working Group.⁷

The first process change to the Guidelines is the deletion from Metric MR-1, “Response Time OSS Maintenance Interface,” of measurements of performance for the “Electronic Bonded Trouble Administration” (“EBTA”) interface. Metric MR-1 measures response times for transactions submitted to the Verizon Operations Support System (“OSS”) maintenance interface. Measurements of performance for the EBTA interface were deleted because no CLEC now uses this interface for any Verizon jurisdiction covered by the Guidelines. This change to Metric MR-1 was a consensus change recommended by the New York Carrier Working Group.⁸

The second process change to the Guidelines is to change the standard for Metric MR-2-01, “Trouble Report Rate,” for Unbundled Network Element (“UNE”) “Specials”⁹ from “Parity

⁵ “Trouble Codes” are specific codes, either “FAC,” “CO” or “STN,” for Specials and Trunks, used to indicate network troubles. “Disposition Codes” are the codes assigned by the Verizon field technician when closing a trouble. The Disposition Code identifies the plant type/location in the network where the trouble was found. *December 21, 2010 NY PSC Order*, p. 3, footnotes 5 and 6.

⁶ *December 21, 2010 NY PSC Order*, pp. 3-4 and Attachment 1, pp. 1-2.

⁷ *December 21, 2010 NY PSC Order*, pp. 3, 4, and Attachment 1, pp. 1-2. The New York Carrier Working Group includes New York State Department of Public Service staff, Verizon NY and interested CLECs, who participate in the New York PSC’s on-going collaborative on carrier-to-carrier service quality measurements and standards.

⁸ *December 21, 2010 NY PSC Order*, p. 4 and Attachment 1, pp. 2-3.

⁹ “Special Services” or “Specials” are services that require engineering design intervention. These services include (but are not limited to): high capacity services (DS1 or DS3), primary rate ISDN, 4-

(Continued ...)

with Verizon Retail” to “No Standard.” Metric MR-2 measures the number of Verizon network troubles per 100 lines/circuits/trunks in service. This metric is not a Performance Assurance Plan metric.

The New York PSC agreed that for UNE Specials, Metric MR-2-01 was “broken.” It adopted the recommendation of the New York PSC Staff, Verizon NY, and the vast majority of CLECs, that the most efficacious way to deal with this problem was to change the standard for UNE Specials from “Parity with Verizon Retail” to “No Standard.” The New York PSC Staff wrote in its recommended decision:

With the exception of Covad, the group agreed that there was no reasonably quick and straightforward way to fix the measurement definition and standard for the MR-2-01-3200 sub-metric for UNE Specials. The Group determined that the most efficacious course of action to deal with this “broken” sub-metric was to change the performance standard from “Parity with Verizon” to “No Standard” with the understanding that the CLECs would continue to receive monthly data on their individual NTRRs [Network Trouble Report Rate] for each of their respective sub-metrics under MR-2-01-3200. The aggregate monthly report will also contain the aggregate NTRR for each of the MR-2-01-3200 sub-metrics.¹⁰

The New York PSC Staff noted the following points from the New York Carrier Working Group’s discussion of this issue.

First, the metric was “broken;” it did not properly compare Verizon’s performance for CLECs with Verizon’s performance for Verizon retail customers, which was necessary if a performance standard of “Parity with Verizon Retail” was to apply. The New York Carrier Working Group’s analysis revealed that since March 2005, Verizon NY had consistently failed

(... continued)

Wire xDSL services, digital services, and private lines or foreign served services (a line physically in one exchange, served by another through a circuit). See, “Carrier-to-Carrier Guidelines Performance Standards and Reports,” “Glossary,” “Special Services” (Exhibit 3, attached), p. 122.

¹⁰ *December 21, 2010 NY PSC Order*, p. 7.

to satisfy the Metric MR-2-01 Parity with Verizon Retail standard for UNE Specials.¹¹ The New York Carrier Working Group found that Verizon did not meet the Parity with Verizon Retail standard for this metric even when Verizon was meeting the performance standard for UNE Specials for other maintenance metrics.¹² Verizon presented evidence that demonstrated that this failure to meet the Parity with Verizon Retail standard was because the metric was performing an “apples-to-oranges” comparison between Verizon’s performance for CLECs and Verizon’s performance for Verizon retail customers. The data demonstrated differences between the services provided by Verizon to CLECs and the services provided by Verizon to Verizon retail customers. As a result, Verizon’s performance for CLECs was not being properly compared to Verizon’s performance for Verizon retail customers.¹³

Second, the New York Carrier Working Group determined that the large denominators associated with the performance captured under Metric MR-2-01 for UNE Specials could periodically result in statistically failing scores, when there were actually minuscule differences between Verizon’s performance for CLECs and Verizon’s performance for Verizon retail customers. Thus, a large denominator problem undercut the usefulness of the statistical scores recorded under this metric and militated against the continued application of a parity standard for this metric.¹⁴

¹¹ *December 21, 2010 NY PSC Order*, pp. 5-6 and Attachment 1, p. 3. Similarly, a review of Verizon PA’s CLEC Aggregate performance in Pennsylvania for the period January 2005 through December 2010 shows that Verizon PA did not meet the Metric MR-2-01 Parity with Verizon Retail standard for UNE Specials in any month during those six years.

¹² *December 21, 2010 NY PSC Order*, pp. 5-6 and Attachment 1, p. 3.

¹³ *December 21, 2010 NY PSC Order*, p. 6 and Attachment 1, p. 4.

¹⁴ *December 21, 2010 NY PSC Order*, p. 6 and Attachment 1, p. 4.

Third, the New York Carrier Working Group agreed that if Metric MR-2-01 continued to be reported for UNE Specials (even if there was no performance standard for UNE Specials) along with the performance measurements for UNE Specials in Metrics MR-4 and MR-5, CLECs would still be able to comprehensively monitor UNE Specials repair performance in the future.¹⁵

Finally, the majority of the New York Carrier Working Group determined that developing a benchmark standard for Metric MR-2-01 for UNE Specials would require a great deal of additional work. With the exception of Covad, the New York Carrier Working Group agreed that there was no reasonably quick and straightforward way to fix the measurement definition and standard for Metric MR-2-01 for UNE Specials.¹⁶ The New York PSC Staff concluded that a benchmark standard could not be readily developed since the analysis and discussion indicated that the UNE Specials products provided by Verizon differ from CLEC to CLEC.¹⁷

The New York PSC Staff and the New York PSC rejected proposals by the lone dissenting CLEC, Covad, to either continue the “Parity with Verizon Retail” standard or adopt a benchmark standard.¹⁸

Set out in Exhibit 2 of this Submission are the revised PA Guidelines with the revisions shown in “red-line.” Exhibit 3 of this Submission contains a plain text version of the revised PA

¹⁵ *December 21, 2010 NY PSC Order*, p. 7 and Attachment 1, p. 4.

¹⁶ *December 21, 2010 NY PSC Order*, p. 7 and Attachment 1, p. 4.

¹⁷ *December 21, 2010 NY PSC Order*, p. 9.

¹⁸ *December 21, 2010 NY PSC Order*, pp. 8-9.

Guidelines. These revisions also will be available electronically at

<http://www22.verizon.com/wholesale/cwgroup/> .

II. Implementation Schedule.

If the revisions to the PA Guidelines set out in Exhibits 2 and 3 of this Submission are approved by June 30, 2011, Verizon PA recommends that these revisions be implemented for the July 2011 data month.¹⁹ Implementing the revisions for the July 2011 data month will allow prompt implementation of the revisions.

If the revisions to the PA Guidelines set out in Exhibits 2 and 3 of this Submission are not approved by June 30, 2011, implementation of these revisions will be delayed until after the July 2011 data month. If these revisions are approved after June 30, 2011, Verizon PA will notify the Commission as to when the revisions will be implemented.²⁰

Respectfully submitted,



Suzan D. Paiva
Attorney ID 53853
1717 Arch Street
3rd Floor
Philadelphia, PA 19103
Telephone No. 215-466-4755

Attorney for
Verizon Pennsylvania Inc.

Dated: February 22, 2011

¹⁹ PA Guidelines reports for the July 2011 data month will be published at the end of August 2011.

²⁰ At present, Verizon PA anticipates that if approval of the revised PA Guidelines is delayed until after June 30, 2011, the earliest the revised PA Guidelines could be implemented would be the November 2011 data month, for which performance reports would be issued at the end of December 2011.

RECEIVED

FEB 22 2011

PA PUBLIC UTILITY COMMISSION
SECRETARY'S BUREAU

EXHIBIT 1

Filed Session of December 16, 2010
Approved as Recommended
and so Ordered
by the Commission

Jaclyn A. Brillling
Digitally Signed by Secretary
New York Public Service Commission

JACLYN A. BRILLING
Secretary

Issued and Effective December 21, 2010

STATE OF NEW YORK
DEPARTMENT OF PUBLIC SERVICE

December 1, 2010

TO: THE COMMISSION

FROM: CWG STAFF TEAM - Office of Telecommunications, Office of General Counsel, Office of Regulatory Economics and Office of Accounting and Finance

SUBJECT: CASE 97-C-0139 - Proceeding on Motion of the Commission to Review Service Quality Standards for Telephone Companies.

RECOMMENDATION: It is recommended that the Commission approve the proposed modifications to the Verizon Inter-Carrier Service Quality Guidelines (C2C Guidelines). These modifications consist of two administrative changes and two process changes that remove MR-1 sub-metrics related to the Electronic Bonded Trouble Administration (EBTA) Interface and revise the performance standard for MR-2-01-3200 (Network Trouble Report Rate Unbundled Network Element (UNE) Specials). These proposed modifications represent a general consensus recommendation of the Carrier Working Group (CWG), with a non-consensus opinion offered.

BACKGROUND

The C2C Guidelines establish metrics and standards for measuring and reporting Verizon New York Inc.'s (Verizon) and Frontier Telephone of Rochester, Inc.'s (Frontier of Rochester)

inter-carrier service quality performance.¹ Since the adoption of the C2C Guidelines in 1999, the CWG, with an active membership that includes Department of Public Service staff (staff); the major incumbent local exchange carriers (ILEC) and competitive local exchange carriers (CLECs) operating in New York State, continues to work in a collaborative manner to modify the C2C Guidelines when appropriate justification has been presented by Verizon, Frontier of Rochester and/or the CLEC community. The recommendations of the CWG are the subject of many past Commission Orders; the last one was September 17, 2009.²

DISCUSSION

Since their inception, the Commission has modified the C2C Guidelines to address industry changes, competitive issues, technological improvements, and other factors. The proposed modifications to the C2C Guidelines are classified into two categories: non-process changes of an administrative nature and changes that affect the manner in which a performance measurement is processed (i.e., how the measurement is

¹ The Verizon C2C Guidelines were approved in Case 97-C-0139, Proceeding on Motion of the Commission to Review Service Quality Standards for Telephone Companies, Order Adopting Inter-carrier Service Quality Guidelines (issued February 16, 1999) and Frontier of Rochester's C2C Guidelines were approved on February 16, 2000. The Guidelines provide the metrics and performance standards applicable to Verizon's state level operating entities. They include comprehensive explanations of the standard's definitions, measurement methodologies, reporting levels, geography covered, current product intervals, and glossary and appendices that provide explanatory material.

² Notice of the Commission's intent to further modify the C2C Guidelines was published in the State Register on September 29, 2010 (SAPA No. 97-C-0139SP32). No comments were received.

calculated or which products are measured in accordance with the performance measurement).

The CWG recommends changes to the C2C Guidelines that either represent the consensus decision of the CWG (i.e., the parties have agreed upon the necessity and implementation of the metrics and standards) or which are non-consensus. The modifications recommended herein consist of two administrative changes and two process changes that remove MR-1 (Response Time OSS Maintenance Interface) sub-metrics related to the Electronic Bonded Trouble Administration (EBTA) Interface and revise the performance standard for MR-2-01-3200 (Network Trouble Report Rate UNE Specials). These modifications to the C2C Guidelines were discussed and reviewed at a number of CWG sessions and should be adopted according to the consensus determination developed by the CWG. A non-consensus opinion was offered relating to MR-2-01-3200 definition and standard.³

Administrative Changes

The two proposed administrative modifications to the C2C Guidelines, detailed in Section A of Attachment 1, removes references to West Virginia from the Guidelines and Appendices⁴ and clarifies that maintenance related Trouble Codes⁵ only apply to the measurement of Specials and Trunks products, while Disposition Codes⁶ apply to the other products measured under the MR-2 (Trouble Report Rate), MR-3 (Missed Repair Appointments), MR-4 (Missed Repair Appointments), and MR-5 (Percent Repeat

³ Covad offered a non-consensus opinion.

⁴ West Virginia is no longer part of the Verizon Footprint.

⁵ Trouble Codes are specific codes, either "FAC", "CO" and "STN" for Specials and Trunks, used to indicate network troubles.

⁶ Disposition Codes are the codes assigned by the Field Technician when closing a trouble. This code identifies the plant type/location in the network where the trouble was found.

Reports within 30 Days) sub-metrics. The CWG recommends adoption of these changes to the C2C Guidelines.

Process Changes

The proposed process modifications to the C2C Guidelines, detailed in Section B of Attachment 1 to this Order, consist of two changes.

1. MR-1 (Response Time OSS Maintenance Interface)

The MR-1 metric was designed to measure the response time associated with trouble requests submitted by CLECs in the OSS Maintenance Interface. The MR-1 metric is divided into sub-metrics that measure the different trouble transactions, including Create, Status, Modify, Request Cancellation, Trouble History Report and Test Trouble. In 2005, MR-1 was modified to include electronically bonded interfaces (EBTA and TAXI)⁷.

The Carrier Working Group determined that the EBTA interface is no longer used by any carrier. Thus, the sub-metrics are capturing no data and are no longer necessary. Those metrics would include: MR-1-07-6060 (% On-Time -- Ticket Closure on Bonded Open Tickets), MR-1-08-6060 (% On-Time -- Create Trouble), MR-1-09-6060 (% On Time - Status Trouble), MR-1-10-6060 (% On Time - Modify Trouble), MR-1-11-6060 (% on-Time - Request Cancellation of Trouble), and MR-1-12-6060 (% on-Time - Test Trouble (POTs only)). The CWG recommends adoption of these changes to the C2C Guidelines.

2. MR-02-01-3200 (Network Trouble Report Rate UNE Specials)

MR-02 measures total initial customer directed (CD) or customer referred (CR) troubles reported, where the trouble

⁷ Electronic bonding refers to the method of transferring electronic information between CLECs and Verizon OSS interfaces on a machine-to-machine, real time basis.

disposition was found to be in the network, per 100 lines, circuits, or trunks in service.⁸ For this metric, a parity standard is used, that is, the performance to CLEC customers is measured against the performance received by Verizon's retail customers.

In August 2009, members of the CWG requested an analysis of the worse than standard performance for MR-2-01-3200 (Network Trouble Report Rate UNE Specials), MR-4-01-1217 (Mean Time to Repair for Resale & UNE Combined Specials - DS1 & DS3), MR-4-06-3217 (Percent Out of Service > 4 Hours for UNE Specials - DS1 & DS3), MR-4-08-1217 (Percent Out of Service > 24 Hours for Resale & UNE Combined Specials - DS1 & DS3) and MR-5-01-3200 (Percent Repeat Reports within 30 Days for UNE Specials).

The CWG's review of the CLEC performance component of the metric indicated that repair service for CLEC special services had worsened in 2009. A root-cause analysis was done and uncovered that Verizon had reconfigured its practices at its special service circuit repair centers. Verizon has since addressed these shortcomings and repair service has improved. This has resulted in better than standard performance for MR-4-01-1217, MR-4-06-3217, MR-4-08-1217 and MR-5-01-3200, but not for MR-2-01-3200.

The root-cause analysis for MR-2-01-3200 revealed that since March 2005, Verizon has consistently failed to satisfy the parity standard for this metric. Verizon has routinely recorded a monthly score of -5 on this sub-metric, which is the maximum

⁸ Customer Directed (CD) troubles are those troubles where a customer contact Verizon, using the standard trouble reporting procedures about a trouble with a residence, business or other company provided service. Customer referred (CR) troubles are those troubles a customer refers to a Verizon employee and the Verizon employee then refers the trouble to Verizon for processing.

out of parity performance score under the Guideline's statistical test. The CWG engaged in additional discussions of this sub-metric MR-2-01-3200 to determine why the standard for this sub-metric was being missed subsequent to the improved performance on MR-4-01-1217, MR 4-06-3217, MR 4-08-1217 and MR 5-01-3200, and what, if any steps, could be taken to remediate the sub-metric. After extensive analysis, which began in January 2010, the CWG discussed numerous possible flaws associated with the sub-metric that are driving chronic lack of parity and, given the nature of the Specials market, there was no reasonable or cost effective way to fix the measurement definition for the MR-2-01-3200 sub-metric for UNE Specials.

The Group discussed that a parity standard, which compares the Retail Specials Network Trouble Report Rate to the CLECs' Specials Network Trouble Report Rate, using statistical testing, would be inappropriate if Verizon and the CLECs provide different types of Specials products to their end users. This difference would represent an "apples-to-oranges" comparison between the two product groups. Since valid statistical testing requires the comparison of like groups, a parity standard is not appropriate for the MR-2-01-3200 sub-metric if it could be determined that the Verizon and CLEC special service circuits measured by MR-2-01-3200 are not reasonably like-to-like.

During this analysis, the CWG also determined that the large denominators associated with the performance captured under MR-2-01-3200 could periodically result in statistically failing scores, when there were actually minuscule differences between CLEC and Verizon performance. Thus, a large denominator problem undercuts the usefulness of the statistical scores recorded under this sub-metrics and militates against the continued application of a parity standard for these sub-metrics.

Also during these discussions, the CWG determined that the MR-2-01-3200 trouble report rate metric includes trouble reports that are measured in the other UNE specials repair related metrics, for example, MR-4-01-1217, MR-4-06-3217, MR-4-08-1217 and MR-5-01-3200, such as installation troubles and repeat trouble reports. By retaining the CLEC trouble report rate measurement as an information-only metric, the CWG will be able to comprehensively monitor specials repair performance in the future.

The CWG also examined CLEC-specific and other data to determine whether it would be appropriate to develop a benchmark standard for UNE Specials. The Group noted that the Network Trouble Report Rate (NTRR) on the MR-2-01-3200 sub-metric varies significantly among the CLECs. The Group also acknowledged that a number of other factors outside of Verizon's control, such as inclement weather and accidents, could influence a CLEC's NTRR. NTRRs could also vary by geography. Thus, CLECs operating in different geographic markets could record different NTRRs. The CWG discussed that a great deal of additional analysis would be necessary to determine a reasonable level at which to set a benchmark standard.

With the exception of Covad, the group agreed that there was no reasonably quick and straightforward way to fix the measurement definition and standard for the MR-2-01-3200 sub-metric for UNE Specials. The Group determined that the most efficacious course of action to deal with this "broken" sub-metric was to change the performance standard from "Parity with Verizon" to "No Standard" with the understanding that the CLECs would continue to receive monthly data on their individual NTRRs for each of their respective sub-metrics under MR-2-01-3200. The aggregate monthly report will also contain the aggregate NTRR for each of the MR-2-01-3200 sub-metrics.

While consensus (majority rules) was achieved, Covad disagreed ⁹ and asserted that a benchmark standard for MR-2-01-3200 should be applied. Covad indicated that the UNE Specials' product (a copper facility) offered by Verizon should not differ among CLECs. Covad noted that weather and accidents as well as geography issues should not only be monitored by Verizon, but staffed accordingly and, therefore, it does not find these factors to be relevant to developing a benchmark standard. In addition, Covad believes that performance metric exclusions and force majeure clauses already take into account those conditions that Verizon points out that are not within Verizon's control.

Regarding the elimination of retail compare results (non-standard), Covad indicates that per Verizon's assertion the results reflect an apples' to oranges comparison. Covad noted that until a root cause analysis can be performed against both wholesale and retail results, proof that the results did not reflect parity has never been achieved.

Staff agrees with the majority consensus opinion that it would not be cost efficacious to continue the root cause and definitional analyses that would be required to determine if a parity was ever achieved for this metric, if a benchmark standard is warranted, and/or if Verizon's performance related to this metric would pass under an alternative standard. Given that the "report rate metrics"¹⁰ have not been included in the Performance Assurance Plan (PAP), the benefit of redefining this metric does not outweigh the costs associated with the further

⁹ Covad's non-consensus opinion is included in Section B of Attachment 1.

¹⁰ Due to their larger sample sizes, report rate metrics often show statistically significant results based upon competitively miniscule differences.

investigation and collaboration that would likely be necessary to fix it. Covad also contends that the specials products offered by Verizon should not differ among CLECs. However, staff disagrees that a benchmark standard could be readily developed since the analysis and discussion undertaken by the subgroup indicates that the UNE specials products provided by Verizon do in fact differ from CLEC to CLEC. For these reasons, it is recommended that the Commission adopt the CWG majority consensus proposal to change the performance standard from "Parity with Verizon" to "No Standard" with the understanding that the CLECs would continue to receive monthly data from Verizon on their individual NTRRs for each of their respective sub-metrics under MR-2-01-3200. The aggregate monthly report will also contain the aggregate NTRR for each of the MR-2-01-3200 sub-metrics.

CONCLUSION

The proposed modifications are reasonable and will update and streamline the C2C Guidelines. The proposed modifications represent the general consensus recommendations of the CWG and the non-consensus opinion is duly noted. Team members from the Office of Accounting and Finance and the Office of Regulatory Economics assisted with the preparation of this memorandum and agree with its recommendations.

RECOMMENDATION

It is recommended that:

1. Proposed modifications to the Inter-Carrier Service Quality Guidelines (C2C Guidelines) consisting of two administrative changes and two process changes be adopted consistent with the discussion herein.

2. Within 30 days of the date this Order is issued, Verizon New York Inc. shall file with the Secretary, and serve upon each party, the Inter-Carrier Service Quality Guidelines with the corrections, changes and additions recommended herein.

Respectfully submitted,

LINDA G. DORSEY
Utility Analyst 3 (Telecom)

Reviewed by:

PATRICIA C. GRILLO
Utility Supervisor (Telecom)

BRIAN P. OSSIAS
Assistant Counsel

Approved by:

TIMOTHY G. ZAKRISKI
Chief, Intercarrier Operations
Office of Telecommunications

Section A – Administrative Changes to the Guidelines

C2C Guidelines and Appendices	References to West Virginia	
--------------------------------------	------------------------------------	--

1. *Change Proposed:*

Remove References to West Virginia. References to West Virginia will be removed from the Guidelines and Appendices. The removed references appear in the following formats:

- "West Virginia"
- "WV"
- "MDVW" Where the "W" will be removed.

Rationale:

This is an administrative change: West Virginia is no longer part of the Verizon Footprint.

2. *Change Proposed*

Delete West Virginia Exhibit 1 from the Appendices.

Rationale:

See above.

MR-2	Trouble Report Rate	
MR-3	Missed Repair Appointments	
MR-4	Trouble Duration Intervals	
MR-5	Repeat Trouble Reports	

Change Proposed:

Members of the Carrier Working Group agreed to clarify the difference between Disposition Codes versus Trouble Codes in the MR metrics by making certain language changes. The following language was inserted into the designated submetrics:

- "or Trouble codes of FAC, CO and STN for Specials and Trunks." (MR-2 and MR-5)

- "or Trouble codes of FAC, CO and STN for Specials and Trunks." (MR-4)
- "Trouble codes FAC, CO, and STN" (MR-2-01)
- "or Trouble Codes of No Trouble Found (NTF), Non Plant Classified (NPC), Customer Provided Equipment (CPE) and Came Clear (CC) for Specials" (MR-2-05)
- "Disposition Codes 03, 04, and 05 or Trouble Codes of FAC, CO, and STN". (MR-4-01, MR-4-04 and MR-5-01)
- "Trouble codes of FAC, CO, and STN" (MR-4-05 and 4-06)
- "Disposition Codes 03, 04, and 05 or Trouble Codes of FAC, CO, and STN". (MR-4-07 and MR-4-08)

Rationale:

The Carrier Working Group determined that this administrative change was necessary to clarify that Trouble Codes only apply to Specials and Trunks, while Disposition Codes apply to the other products measured under the MR-2, MR-3, MR-4 and MR-5 submetrics.

Section B – Changes to the Guidelines Requiring a Process Change

MR-1	Response Time OSS Maintenance Interface	
-------------	--	--

1. *Change Proposed:*

Remove the following submetrics which measure performance related to Electronic Bonded Trouble Administration (EBTA) Interface:

- MR-1-07-6060 (% On-Time -- Ticket Closure on Bonded Open Tickets),
- MR-1-08-6060 (% On-Time -- Create Trouble),
- MR-1-09-6060 (% On Time - Status Trouble)
- MR-1-10-6060 (% On Time - Modify Trouble)
- MR-1-11-6060 (% On-Time - Request Cancellation of Trouble), and
- MR-1-12-6060 (% On-Time - Test Trouble - POTs only).

Rationale:

The Carrier Working Group determined that the EBTA interface is no longer used by any carrier. Thus, the submetrics are capturing no data and are no longer necessary.

MR-2-01-3200	Network Trouble Report Rate UNE Specials	
--------------	---	--

Section of Guidelines: Performance Standard

1. *Change Proposed:* Change Performance Standard for MR-2-01-3200 "Network Trouble Report Rate UNE Specials" from "Parity with Verizon Retail" to "No Standard".

Rationale:

Verizon has failed to satisfy the parity standard for MR-2-01-3200 "Network Trouble Report Rate UNE Specials" for many years. Since March 2005, Verizon has routinely recorded a monthly score of -5 on this submetric, which is the maximum out of parity performance score under the Guideline's statistical test.

In August 2009, members of the CWG requested an analysis of the performance for MR-2-01-3200 and for the less than standard performance for MR-4-01-1217, MR-4-06-3217, MR-4-08-1217 and MR-5-01-3200. The CWG's review of the CLEC performance component of the metric indicated that repair service for CLEC special services had worsened in 2009. The root cause analysis uncovered that Verizon had reconfigured its practices at its specials repair centers. Verizon has since addressed these shortcomings and repair service has improved. This has resulted in better than standard performance for MR-4-01-1217, MR-4-06-3217, MR-4-08-1217 and MR-5-01-3200, but not for MR-2-01-3200.

The CWG engaged in additional discussions of the submetric MR-2-01-3200 to determine why the standard for this submetric was being missed subsequent to the improved performance on MR-4-01-1217, MR 4-06-3217, MR 4-08-1217 and MR 5-01-3200, and what, if any steps, could be taken to remediate the submetric. After extensive analysis, which began in January 2010, the CWG discussed numerous possible flaws associated with the submetric that are driving chronic lack of parity and, given the nature of the Specials market, there was no reasonable or cost

effective way to fix the measurement definition for the MR-2-01-3200 submetric for UNE Specials.

The Group discussed that a parity standard, which compares the Retail Specials Network Trouble Report Rate to the CLECs' Specials Network Trouble Report Rate, using statistical testing, would be inappropriate if Verizon and the CLECs provide different types of Specials products to their end users. This difference would represent an "apples-to-oranges" comparison between the two product groups. Since valid statistical testing requires the comparison of like groups, a parity standard is not appropriate for the MR-2-01-3200 submetric if it could be determined that the Verizon and CLEC special service circuits measured by MR-2-01-3200 are not reasonably like-to-like.

During this analysis the Group also determined that the large denominators associated with the performance captured under MR-2-01-3200 could periodically result in statistically failing scores, when there were actually minuscule differences between CLEC and Verizon performance. Thus, a large denominator problem undercuts the validity of the statistical scores recorded under this submetric and militates against the continued application of a parity standard for this submetric.

Also during these discussions, the CWG determined that the MR-2-01-3200 trouble report rate metric includes trouble reports that are measured in the other UNE specials repair related metrics, for example, MR-4-01-1217, MR-4-06-3217, MR-4-08-1217 and MR-5-01-3200, such as installation troubles and repeat trouble reports. By retaining the CLEC trouble report rate measurement as an information-only metric, the CWG will be able to comprehensively monitor specials repair performance in the future.

The CWG also examined CLEC-specific and other data to determine whether it would be appropriate to develop a benchmark standard for UNE Specials. The Group noted that the Network Trouble Report Rate on the MR-2-01-3200 submetric varies significantly among the CLECs. The Group also acknowledged that a number of other factors outside of Verizon's control, such as inclement weather and accidents, could influence a CLEC's NTRR. NTRRs could also vary by geography. Thus, CLECs operating in different geographic markets could record different NTRRs. The CWG discussed that a great deal of additional analysis would be necessary to determine a reasonable level at which to set a benchmark standard.

Given these factors and the other factors examined by the CWG, the Group determined that the most efficacious course of action to deal with this "broken" submetric was to change the performance standard from "Parity with Verizon" to "No Standard" with the understanding that the CLECs would continue to receive monthly data on their individual NTRRs for each of their respective submetrics under MR-2-01-3200. The aggregate monthly report will also contain the aggregate NTRR for the MR-2-01-3200 submetric.

Covad's Non-Consensus Comments: While consensus was achieved (majority ruled), Covad continued to assert a benchmark standard for MR-2-01 UNE Specials should be applied. Covad noted that limiting to UNE Specials, the product offered by Verizon should not differ among CLECs. That weather and accidents as well as geography issues should not only be monitored by Verizon, but staffed accordingly, so Covad doesn't find these factors to be relevant. In addition, the following are already accounted for requirements that eliminate the factors that are not within Verizon's control: performance metric exclusions and force majeure clauses.

Regarding the elimination of retail compare results (non-standard) per Verizon's assertion the results reflect an apples to oranges comparison, Covad noted that until root cause analysis can be performed against both wholesale and retail results, proof the results did not reflect parity was never achieved.

RECEIVED

FEB 22 2011

PA PUBLIC UTILITY COMMISSION
SECRETARY'S BUREAU

EXHIBIT 2

Carrier-to-Carrier Guidelines Performance Standards and Reports

Verizon Reports

Connecticut
Delaware
District of Columbia
Maryland
Massachusetts
New Jersey
New York
Pennsylvania¹
Rhode Island
Virginia

Deleted: West Virginia¹

Deleted: VZEAST201003

Deleted: NY200909Version

Deleted: 17

¹ Not Applicable to former GTE Territory

GENERAL EXCLUSIONS	11
RETAIL ANALOG COMPARE TABLE	13
PRODUCT CODE INFORMATION	15
PO-1 RESPONSE TIME OSS PRE-ORDERING INTERFACE	20
PO-1-01 AVERAGE RESPONSE TIME – CUSTOMER SERVICE RECORD (CSR)	22
PO-1-02 AVERAGE RESPONSE TIME – DUE DATE AVAILABILITY	22
PO-1-03 AVERAGE RESPONSE TIME – ADDRESS VALIDATION	22
PO-1-04 AVERAGE RESPONSE TIME – PRODUCT & SERVICE AVAILABILITY	22
PO-1-05 AVERAGE RESPONSE TIME – TELEPHONE NUMBER AVAILABILITY & RESERVATION	22
PO-1-06 AVERAGE RESPONSE TIME – MECHANIZED LOOP QUALIFICATION – XDSL	23
PO-1-08 % TIMEOUTS.....	23
PO-1-09 AVERAGE RESPONSE TIME- PARSED CSR.....	23
PO-2 OSS INTERFACE AVAILABILITY	24
PO-2-02 OSS INTERFACE AVAILABILITY – PRIME-TIME.....	26
PO-2-03 OSS INTERFACE AVAILABILITY – NON-PRIME-TIME.....	26
PO-3 CONTACT CENTER AVAILABILITY	27
PO-3-02 % ANSWERED WITHIN 30 SECONDS – ORDERING	28
PO-3-04 % ANSWERED WITHIN 30 SECONDS – REPAIR.....	28
PO-4 TIMELINESS OF CHANGE MANAGEMENT NOTICE	29
PO-4-01 % CHANGE MANAGEMENT NOTICES SENT ON TIME.....	29
PO-5 PERCENT ON TIME NOTICE OF INTERFACE OUTAGE	31
PO-5-01 % ON TIME NOTICE OF INTERFACE OUTAGE.....	31
PO-6 SOFTWARE VALIDATION	32
PO-6-01 SOFTWARE VALIDATION.....	32
PO-7 SOFTWARE PROBLEM RESOLUTION TIMELINESS	33
PO-7-01 % SOFTWARE PROBLEM RESOLUTION TIMELINESS.....	34
PO-8 MANUAL LOOP QUALIFICATION	35
PO-8-01 % ON TIME – MANUAL LOOP QUALIFICATION.....	35
OR-1 ORDER CONFIRMATION TIMELINESS	37
OR-1-02 % ON TIME LSRC – FLOW-THROUGH.....	41
OR-1-04 % ON TIME LSRC/ASRC - NO FACILITY CHECK (ELECTRONIC – NO FLOW-THROUGH)	41
OR-1-06 % ON TIME LSRC/ASRC – FACILITY CHECK (ELECTRONIC – NO FLOW-THROUGH)	42
OR-1-12 % ON TIME FOC	43
OR-1-13 % ON TIME DESIGN LAYOUT RECORD (DLR).....	43
OR-1-19 % ON TIME RESPONSE - REQUEST FOR INBOUND AUGMENT TRUNKS	43
OR-2 REJECT TIMELINESS	44
OR-2-02 % ON TIME LSR REJECT (FLOW-THROUGH).....	47
OR-2-04 % ON TIME LSR/ASR REJECT - NO FACILITY CHECK (ELECTRONIC – NO FLOW-THROUGH).....	47
OR-2-06 % ON TIME LSR/ASR REJECT - FACILITY CHECK (ELECTRONIC – NO FLOW-THROUGH)	48
OR-2-12 % ON TIME TRUNK ASR REJECT	49
OR-4 TIMELINESS OF COMPLETION NOTIFICATION	51
OR-4-11 % COMPLETED ORDERS WITH NEITHER A PCN NOR BCN SENT	51
OR-4-16 % PROVISIONING COMPLETION NOTIFIERS SENT WITHIN ONE (1) BUSINESS DAY.....	52

- Deleted: 30
- Deleted: 33
- Deleted: 34
- Deleted: 35
- Deleted: 35
- Deleted: 37
- Deleted: 41
- Deleted: 41
- Deleted: 42
- Deleted: 43
- Deleted: 43
- Deleted: 43
- Deleted: 44
- Deleted: 47
- Deleted: 47
- Deleted: 48
- Deleted: 49
- Deleted: 51
- Deleted: 51
- Deleted: 52
- Deleted: VZEAST201003
- Deleted: NY200909Version
- Deleted: 17

OR-4-17	% BILLING COMPLETION NOTIFIERS SENT ON TIME	52
OR-5 PERCENT FLOW-THROUGH		53
OR-5-01	% FLOW-THROUGH – TOTAL	53
OR-5-03	% FLOW-THROUGH ACHIEVED	53
OR-6 ORDER ACCURACY		54
OR-6-01	% SERVICE ORDER ACCURACY	55
OR-6-03	% ACCURACY – LSRC	55
OR-6-04	% ACCURACY – DIRECTORY LISTING	56
OR-10 PON NOTIFIER EXCEPTION RESOLUTION TIMELINESS		60
OR-10-01	% OF PON EXCEPTIONS RESOLVED WITHIN THREE (3) BUSINESS DAYS	61
OR-10-02	% OF PON EXCEPTIONS RESOLVED WITHIN TEN (10) BUSINESS DAYS	61
OR-11 TIMELINESS OF PROVIDER NOTIFICATION REPORT		62
OR-11-01	% RESALE PROVIDER NOTIFICATIONS IN DAYS	62
OR-12 % ACCURACY WHITE PAGES DIRECTORY LISTINGS (APPLICABLE TO RI ONLY)		63
OR-12-01	% ACCURACY WHITE PAGES DIRECTORY LISTINGS	63
OR-13 % OF LARGE JOB HOT CUT PROJECT NEGOTIATIONS COMPLETED		64
OR-13-01	% OF LARGE JOB HOT CUT PROJECT NEGOTIATIONS COMPLETED	64
PR-1 AVERAGE INTERVAL OFFERED		66
PR-1-01	AVERAGE INTERVAL OFFERED – TOTAL NO DISPATCH	67
PR-1-02	AVERAGE INTERVAL OFFERED – TOTAL DISPATCH	67
PR-1-03	AVERAGE INTERVAL OFFERED – DISPATCH ONE (1) TO FIVE (5) LINES	68
PR-1-04	AVERAGE INTERVAL OFFERED – DISPATCH SIX (6) TO NINE (9) LINES	68
PR-1-05	AVERAGE INTERVAL OFFERED – DISPATCH (≥ 10 LINES)	68
PR-1-09	AVERAGE INTERVAL OFFERED – TOTAL	69
PR-1-13	AVERAGE INTERVAL OFFERED – HOT CUTS – NO DISPATCH	69
PR-3 COMPLETED WITHIN SPECIFIED NUMBER OF DAYS		70
PR-3-01	% COMPLETED IN ONE (1) DAY ONE (1) TO FIVE (5) LINES – NO DISPATCH	71
PR-3-06	% COMPLETED IN THREE (3) DAYS ONE (1) TO FIVE (5) LINES – DISPATCH	71
PR-3-08	% COMPLETED IN FIVE (5) DAYS NO DISPATCH	71
PR-3-09	% COMPLETED IN FIVE (5) DAYS ONE (1) TO FIVE (5) LINES – DISPATCH	72
PR-3-10	% COMPLETED IN SIX (6) DAYS ONE (1) TO FIVE (5) LINES – TOTAL	72
PR-3-11	% COMPLETED IN 10 BUSINESS DAYS	72
PR-3-12	% COMPLETED IN 15 BUSINESS DAYS	72
PR-3-13	% COMPLETED IN 26 BUSINESS DAYS	72
PR-4 MISSED APPOINTMENTS		73
PR-4-01	% MISSED APPOINTMENT – VERIZON – TOTAL	74
PR-4-02	AVERAGE DELAY DAYS – TOTAL	74
PR-4-03	% MISSED APPOINTMENT – CUSTOMER	75
PR-4-04	% MISSED APPOINTMENT – VERIZON – DISPATCH	75
PR-4-05	% MISSED APPOINTMENT – VERIZON – NO DISPATCH	76
PR-4-07	% ON TIME PERFORMANCE – LNP ONLY	76
PR-4-14	% COMPLETED ON TIME – 2-WIRE XDSL	77
PR-4-15	% ON TIME PROVISIONING – TRUNKS	77
PR-5 FACILITY MISSED ORDERS		78
PR-5-01	% MISSED APPOINTMENT – VERIZON – FACILITIES	79
PR-5-02	% ORDERS HELD FOR FACILITIES > 15 DAYS	79

Deleted: 52
Deleted: 53
Deleted: 53
Deleted: 53
Deleted: 53
Deleted: 54
Deleted: 55
Deleted: 55
Deleted: 56
Deleted: 60
Deleted: 61
Deleted: 61
Deleted: 62
Deleted: 62
Deleted: 63
Deleted: 63
Deleted: 64
Deleted: 64
Deleted: 66
Deleted: 67
Deleted: 67
Deleted: 67
Deleted: 68
Deleted: 68
Deleted: 68
Deleted: 69
Deleted: 69
Deleted: 70
Deleted: 71
Deleted: 71
Deleted: 71
Deleted: 72
Deleted: 72
Deleted: 72
Deleted: 72
Deleted: 72
Deleted: 72
Deleted: 72
Deleted: 73
Deleted: 74
Deleted: 74
Deleted: 75
Deleted: 75
Deleted: 76
Deleted: 76
Deleted: 76
Deleted: 77
Deleted: 77
Deleted: 78
Deleted: 79
Deleted: 79
Deleted: VZEAST201003...N [1]

PR-6 INSTALLATION QUALITY.....	81	Deleted: 82
PR-6-01 % INSTALLATION TROUBLES REPORTED WITHIN 30 DAYS.....	82	Deleted: 82
PR-6-02 % INSTALLATION TROUBLES REPORTED WITHIN SEVEN (7) DAYS.....	82	Deleted: 82
PR-6-03 % INSTALLATION TROUBLES REPORTED WITHIN 30 DAYS – FOK/TOK/CPE.....	82	Deleted: 83
PR-8 PERCENT OPEN ORDERS IN A HOLD STATUS.....	83	Deleted: 84
PR-8-01 PERCENT OPEN ORDERS IN A HOLD STATUS > 30 DAYS.....	84	Deleted: 85
PR-9 HOT CUT LOOPS.....	85	Deleted: 87
PR-9-01 % ON TIME PERFORMANCE – HOT CUT.....	87	Deleted: 87
PR-9-02 % EARLY CUTS – LINES (APPLICABLE TO MD AND VA ONLY).....	87	Deleted: 88
PR-9-08 AVERAGE DURATION OF HOT CUT INSTALLATION TROUBLES.....	88	Deleted: 90
MR-1 RESPONSE TIME OSS MAINTENANCE INTERFACE.....	90	Deleted: 92
MR-1-01 AVERAGE RESPONSE TIME – CREATE TROUBLE.....	92	Deleted: 92
MR-1-02 AVERAGE RESPONSE TIME – STATUS TROUBLE.....	92	Deleted: 92
MR-1-03 AVERAGE RESPONSE TIME – MODIFY TROUBLE.....	92	Deleted: 92
MR-1-04 AVERAGE RESPONSE TIME – REQUEST CANCELLATION OF TROUBLE.....	92	Deleted: 92
MR-1-05 AVERAGE RESPONSE TIME – TROUBLE REPORT HISTORY (BY TN/CIRCUIT).....	92	Deleted: 93
MR-1-06 AVERAGE RESPONSE TIME – TEST TROUBLE (POTS ONLY).....	92	Deleted: 93
MR-1-07 % ON-TIME TICKET CLOSURE ON BONDED OPEN TICKETS.....	92	Deleted: 93
MR-1-08 % ON-TIME – CREATE TROUBLE.....	93	Deleted: 93
MR-1-09 % ON-TIME – STATUS TROUBLE.....	93	Deleted: 93
MR-1-10 % ON-TIME – MODIFY TROUBLE.....	93	Deleted: 93
MR-1-11 % ON-TIME – REQUEST CANCELLATION OF TROUBLE.....	93	Deleted: 93
MR-1-12 % ON-TIME – TEST TROUBLE (POTS ONLY).....	93	Deleted: 94
MR-2 TROUBLE REPORT RATE.....	94	Deleted: 95
MR-2-01 NETWORK TROUBLE REPORT RATE.....	95	Deleted: 95
MR-2-02 NETWORK TROUBLE REPORT RATE – LOOP.....	95	Deleted: 95
MR-2-03 NETWORK TROUBLE REPORT RATE – CENTRAL OFFICE.....	95	Deleted: 96
MR-2-05 % CPE/TOK/FOK/NPC/CC TROUBLE REPORT RATE.....	96	Deleted: 97
MR-3 MISSED REPAIR APPOINTMENTS.....	97	Deleted: 98
MR-3-01 % MISSED REPAIR APPOINTMENT – LOOP.....	98	Deleted: 98
MR-3-02 % MISSED REPAIR APPOINTMENT – CENTRAL OFFICE.....	98	Deleted: 98
MR-3-03 % CPE/TOK/FOK – MISSED APPOINTMENT.....	98	Deleted: 99
MR-4 TROUBLE DURATION INTERVALS.....	99	Deleted: 100
MR-4-01 MEAN TIME TO REPAIR – TOTAL.....	100	Deleted: 101
MR-4-02 MEAN TIME TO REPAIR – LOOP TROUBLE.....	101	Deleted: 101
MR-4-03 MEAN TIME TO REPAIR – CENTRAL OFFICE TROUBLE.....	101	Deleted: 101
MR-4-04 % CLEARED (ALL TROUBLES) WITHIN 24 HOURS.....	101	Deleted: 101
MR-4-05 % OUT OF SERVICE > 2 HOURS.....	102	Deleted: 102
MR-4-06 % OUT OF SERVICE > 4 HOURS.....	102	Deleted: 102
MR-4-07 % OUT OF SERVICE > 12 HOURS.....	102	Deleted: 102
MR-4-08 % OUT OF SERVICE > 24 HOURS.....	103	Deleted: 102
MR-5 REPEAT TROUBLE REPORTS.....	104	Deleted: 103
MR-5-01 % REPEAT REPORTS WITHIN 30 DAYS.....	105	Deleted: 104
NP-1 PERCENT FINAL TRUNK GROUP BLOCKAGE.....	107	Deleted: 105
NP-1-01 % FINAL TRUNK GROUPS EXCEEDING BLOCKING STANDARD.....	108	Deleted: 107
NP-1-02 % FINAL TRUNK GROUPS EXCEEDING BLOCKING STANDARD (NO EXCLUSIONS).....	108	Deleted: 108
NP-1-03 NUMBER FINAL TRUNK GROUPS EXCEEDING BLOCKING STANDARD – TWO (2) MONTHS.....	108	Deleted: 108
NP-1-04 NUMBER FINAL TRUNK GROUPS EXCEEDING BLOCKING STANDARD – THREE (3) MONTHS.....	108	Deleted: 108
	4	Deleted: 108
		Deleted: VZEAST201003...N [2]

NP-2 COLLOCATION PERFORMANCE	109	Deleted: 109
NP-2-01 % ON TIME RESPONSE TO REQUEST FOR PHYSICAL COLLOCATION	110	Deleted: 110
NP-2-05 % ON TIME – PHYSICAL COLLOCATION	111	Deleted: 111
NP-6 NXX UPDATES (APPLICABLE TO NJ ONLY)	112	Deleted: 112
NP-6-01 % OF NXX UPDATES INSTALLED BY THE LERG EFFECTIVE DATE	112	Deleted: 112
BI-1 TIMELINESS OF DAILY USAGE FEED	114	Deleted: 114
BI-1-02 % DUF IN FOUR (4) BUSINESS DAYS.....	114	Deleted: 114
BI-2 TIMELINESS OF CARRIER BILL	115	Deleted: 115
BI-2-01 TIMELINESS OF CARRIER BILL	115	Deleted: 115
BI – 3 BILLING ACCURACY & CLAIMS PROCESSING	116	Deleted: 116
BI-3-04 % CLEC BILLING CLAIMS ACKNOWLEDGED WITHIN TWO (2) BUSINESS DAYS	118	Deleted: 118
BI-3-05 % CLEC BILLING CLAIMS RESOLVED WITHIN 28 CALENDAR DAYS AFTER ACKNOWLEDGEMENT.....	118	Deleted: 118
BI-3-07 % FULL OR PARTIAL DENIALS	118	Deleted: 118
BI-3-08 % CLEC BILLING CLAIM ADJUSTMENTS APPEARING ON THE BILL WITHIN 45 DAYS	118	Deleted: 118
BI – 4 DUF ACCURACY (APPLICABLE TO NJ ONLY)	119	Deleted: 119
BI-4-01 % USAGE ACCURACY	119	Deleted: 119
BI – 5 ACCURACY OF MECHANIZED BILL FEED (APPLICABLE TO NJ ONLY)	120	Deleted: 120
BI-5-01 % ACCURACY OF MECHANIZED BILL FEED.....	120	Deleted: 120
BI – 6 COMPLETENESS OF USAGE CHARGES (APPLICABLE TO NJ & PA ONLY)	121	Deleted: 121
BI-6-01 % COMPLETENESS OF USAGE CHARGES – INCLUDING ORDER ACTIVITY POST COMPLETION DISCREPANCY DELAYED CHARGES	121	Deleted: 121
BI-6-02 % COMPLETENESS OF USAGE CHARGES – EXCLUDING ORDER ACTIVITY POST COMPLETION DISCREPANCY DELAYED CHARGES * APPLICABLE TO PA ONLY*.....	121	Deleted: 121
BI – 7 COMPLETENESS OF FRACTIONAL RECURRING CHARGES (APPLICABLE TO NJ & PA ONLY)	122	Deleted: 122
BI-7-01 % COMPLETENESS OF FRACTIONAL RECURRING CHARGES – INCLUDING ORDER ACTIVITY POST COMPLETION DISCREPANCY DELAYED CHARGES.....	122	Deleted: 122
BI-7-02 % COMPLETENESS OF FRACTIONAL RECURRING CHARGES – EXCLUDING ORDER ACTIVITY POST COMPLETION DISCREPANCY DELAYED CHARGES *METRIC IS APPLICABLE TO PA ONLY*	122	Deleted: 122
BI – 8 NON-RECURRING CHARGE COMPLETENESS (APPLICABLE TO NJ & PA ONLY)	123	Deleted: 123
BI-8-01 % COMPLETENESS OF NON-RECURRING CHARGES – INCLUDING ORDER ACTIVITY POST COMPLETION DISCREPANCY DELAYED CHARGES	123	Deleted: 123
BI-8-02 % COMPLETENESS OF NON-RECURRING CHARGES – EXCLUDING ORDER ACTIVITY POST COMPLETION DISCREPANCY DELAYED CHARGES *APPLICABLE TO PA ONLY*	123	Deleted: 123
BI – 9 BILLING COMPLETENESS	124	Deleted: 124
BI-9-01 % BILLING COMPLETENESS IN TWELVE BILLING CYCLES.....	124	Deleted: 124
OD-2 LIDB, ROUTING AND OS/DA PLATFORMS	126	Deleted: 126
OD-3 DA DATABASE UPDATE ACCURACY (APPLICABLE TO NJ ONLY)	127	Deleted: 127
OD-3-01 % DIRECTORY ASSISTANCE UPDATE ACCURACY – INCLUDING SERVICE ORDER (ORDER ACTIVITY POST COMPLETION DISCREPANCY) ERRORS	127	Deleted: 129
GE-1 DIRECTORY LISTING VERIFICATION REPORTS (APPLICABLE TO NJ ONLY)	129	Deleted: 129
GE-1-01 % OF DIRECTORY LISTING VERIFICATION REPORTS FURNISHED ON-TIME	129	Deleted: 130
GE-2 POLES, DUCTS, CONDUIT AND RIGHTS OF WAY (APPLICABLE TO NJ ONLY)	130	Deleted: VZEAST201003
		Deleted: NY200909Version
		Deleted: 17

GE-2-01 % OF ACCESS REQUEST RESPONSES TRANSMITTED ON-TIME.....	130	Deleted: 130
GE-3 BONA FIDE REQUEST RESPONSES (APPLICABLE TO NJ ONLY).....	131	Deleted: 131
GE-3-01 % OF BFR RESPONSES FURNISHED ON-TIME.....	131	Deleted: 131

Deleted: GE-5 DIRECTORY LISTING VERIFICATION REPORTS (APPLICABLE TO PA ONLY) 132132¶
 GE-5-01 % OF DIRECTORY LISTING VERIFICATION REPORTS FURNISHED ON-TIME 132133¶
 GE-5-02 % ACCURACY OF DSR/LSR INCLUSION IN DLVRS 132133¶
 GE-5-03 % DLVR CORRECTIONS FURNISHED ON TIME 132133¶
 GE-5-04 % ACCURACY OF DLVR CORRECTIONS 132133¶
 GE-5-05 WHITE PAGES ERRORS AND OMISSIONS 132133¶

Deleted: VZEAST201003
 Deleted: NY200909Version
 Deleted: 17

Appendix	Topic
A	Specials and Trunk Maintenance Code Descriptions
B	Provisioning Codes
C	Pre-Ordering Details
D	Reserved for Future Use
E	Local Number Portability Process
F	E911 Updates
G	Repair Disposition Codes
H	Flow-Through Order Scenarios
I	Reserved for Future Use
J	Reserved for Future Use
K	Statistical Methodology (NY, CT, MA, RI, PA, DE, NJ, MD, DC, VA)
L	Example of C2C performance reports in ascii format
M	Order Accuracy Details
N	Verizon Wholesale Metrics Change Control Notification process
O	Test Deck – Weighted transaction Matrix
P	Collocation 45 Day and 76 Day Augment Milestone Chart
Q	Changes to the Carrier-to-Carrier Guidelines Performance Standards and Reports
R	NY Carrier Working Group Statement of Purpose and Guidelines for Participation
S	Projects Requiring Special Handling
T	Provisioning Cooperative Continuity Testing – UNE 2-Wire xDSL Loop
U	Interconnection Trunks Provided Over Loop Transport Facilities (MD only)
Exhibit 1	Additional Provisions (NJ, MD, VA only)

Deleted: GE-6 TIMELY AND ACCURATE PROVISIONING OF WHITE PAGE DIRECTORY LISTINGS LSRs AND DSRs (APPLICABLE TO PA ONLY) 132134¶
 GE-6-01 COMPLETION ON TIME 132134¶
 GE-6-02 ACCURACY OF PROCESSING 132134¶

Deleted: , WV

Deleted: , WV

Deleted: VZEAST201003

Deleted: NY200909Version

Deleted: 17

INTRODUCTION

This section of the Verizon Carrier-to-Carrier (C2C) Guidelines Performance Standards and Reports provides the metrics and performance standards applicable to Verizon's state level operating entities in Connecticut, Delaware, the District of Columbia, Maryland, Massachusetts, New Jersey, New York, Pennsylvania², Rhode Island, and Virginia. Comprehensive explanations of the standard's definitions, measurement methodologies, reporting levels, geography covered, and the current product intervals are included within this document. In addition, this section includes a glossary and appendices that provide explanatory material related to the metrics and standards. The appendices also include a description of a statistical methodology that will be applied to help assess whether there is any difference between the delivery of Verizon retail services and its wholesale products and services.

Deleted: and
Deleted: West Virginia..

Verizon will provide Performance Reports on a monthly basis. Any CLEC that wants to obtain reports produced pursuant to the Guidelines must update their CLEC profiles with Verizon to make the appropriate arrangements to receive the reports.

Verizon will report at state level for metrics PR-1, PR-3, PR-4, PR-5, PR-6, PR-8, PR-9, MR-2, MR-3, MR-4, and MR-5. Verizon will provide disaggregated geographical reports in New York, to CLECs that have existing interconnection agreements which require these reports. Additionally, for New York only, CLECs may initiate a request for disaggregated geographical reports through the CLEC's Verizon Account Manager. Once the request is received, Verizon provides that CLEC with disaggregated reports, and will continue to do so until the CLEC issues a discontinue notice through the Account Manager.

² Not Applicable to former GTE Territory.

Deleted: VZEAST201003
Deleted: NY200909Version
Deleted: 17

VZEAST201103-NY201012Version_18.0

9

Deleted: VZEAST201003

Deleted: NY200909Version

Deleted: 17

URL References

Verizon references URLs, as sources of information, throughout the Carrier to Carrier Guidelines. Wherever a URL is referenced, Verizon utilizes the information published on the URL at the time of the compliance filing. The table below lists the URL referenced, the metrics impacted and a General Description of the information found on the URL.

URL	Impacted Metrics	General description of URL Information
http://www22.verizon.com/wholesale/attachments/2004_east_holiday_schedule.pdf Note: this URL will be in effect in 2004.	PO-1, PO-2, PO-3-02, PO-8, OR-1, OR-2, BI-1, BI-3	The list of the current year Holidays that Verizon recognizes.
http://www22.verizon.com/wholesale/clecsupport/content/0,16835,east-wholesale-html-national_market_centers,00.html	PO-3	Lists the center hours
http://www22.verizon.com/wholesale/systemsmesaures/local/systems/avail/east	OR-1-02 & OR-2-02	Lists the hour of Operations.
http://www22.verizon.com/wholesale/attachments/RESALEINV.pdf http://www22.verizon.com/wholesale/attachments/UNE_INTERVALS.xls http://www22.verizon.com/wholesale/attachments/Collocation_Intervals.xls	OR-1, OR-2, PR-1, PR-3	Lists the product intervals.
http://www22.verizon.com/wholesale/clecsupport/content/1,16835,East%20east-wholesale-customer_docs-verizon_east_cust_docs,00.html	MR-2	Lists disposition codes.
http://www22.verizon.com/wholesale/local/collocation/portal/1,20615,c_applications_instructions,00.html	NP-2	Lists the collocation application instructions.
https://retailgateway.bdi.qte.com:1490/	NP-2	Lists the state tariffs.
http://www22.verizon.com/wholesale/local/billing/content/1,20531,e_inquiries,00.html	BI-3	Provides information on billing Inquiries, Claims and Adjustments
Verizon North: http://www.verizon.com/wholesale/clecsupport/east/business_rules/downloads/vznorth_ft032103.pdf Verizon South: http://www.verizon.com/wholesale/clecsupport/east/business_rules/downloads/vzsouth_ft032103.pdf	OR – Appendix H	List of Generic Order Flow-Through scenarios
http://www22.verizon.com/wholesale/clecsupport/content/1,16835,East%20east-wholesale-customer_docs-verizon_east_cust_docs,00.html	MR	Description of Front End Close Outs

Deleted: VZEAST201003

Deleted: NY200909Version

Deleted: 17

GENERAL EXCLUSIONS

Test IDs

Test IDs are excluded from all Carrier to Carrier metric calculations.

Verizon Affiliate Reporting

Verizon affiliate reporting is always excluded from CLEC aggregate data for all metrics.

Internally generated LSRs and Service Orders

Internally Generated LSRs are excluded from the Ordering metrics.
Internally Generated Service Orders are excluded from the Provisioning metrics.

Verizon Official Services

Verizon official (administrative) lines are lines used by Verizon employees or contractors to conduct official company business.

PARTS Orders

Orders for Packet at the Remote Terminal Service are excluded from the OR-1 through OR-6 metrics, and all Provisioning metrics.

Unbundled Network Elements (UNE)

Ordering, Provisioning, and Maintenance:

UNE products do not include Wholesale Advantage (formerly UNE-P), Line Sharing or Line Splitting transactions.

Billing:

UNE products do not include Wholesale Advantage (formerly UNE-P), or Line Splitting transactions.

UNE Port

Orders for UNE Port service (not to be confused with Local Number Portability (LNP)), are excluded from the Provisioning metrics.

GENERAL NOTES

Verizon North includes: CT, MA, NY, and RI
Verizon Mid-Atlantic includes: DC, DE, MD, NJ, PA, and VA,
Verizon East includes: CT, DC, DE, MA, MD, NJ, NY, PA³, RI, and VA.

Deleted: .
Deleted: and WV
Deleted: .
Deleted: . and WV

For OR-1-12, OR-2-12, and NP-2

Refer to industry letters on the Verizon Partner Solutions Website for further details related to Trunk and Collocation forecasting.

UNE Platform

Effective with the April, 2006 data month, UNE Platform arrangements that have not been migrated to other services will be counted as Resale.

CLEC Performance Reports and Raw Data

CLECs interested in receiving monthly performance reports and raw data should contact the Verizon Metric Help Desk (e-mail WQAT@verizon.com or phone (800) 959-9995). CLECs must update the Local Services Profile data via the Customer Profile Self-Service Tool (CPSST) <http://www22.verizon.com/wholesale/elearning/cpsst/customprofile2.html>, and have established connectivity to the Wholesale Internet Search Engine (WISE). Please provide the following information with the request:

- The state(s) you would like to receive reports or data
- The CLEC IDs (e.g. ACNA/AECN/RSIDs) in those states
- The specific reports you would like to receive (e.g. Carrier to Carrier)

URL for the above help desk information:

http://www22.verizon.com/wholesale/systemsmeasures/local/measures/performance_measures/1,,perf_meas_u g-pmhomepage,00.html

³ Not applicable to the territory in former GTE.

VZEAST201103-NY201012Version_18.0

12

Deleted: VZEAST201003
Deleted: NY200909Version
Deleted: 17

Retail Analog Compare Table

The table below illustrates the retail⁴ compare group for the Provisioning and Maintenance metrics.

	Wholesale Service	Retail Analog
Provisioning metrics - ALL where parity is standard Exceptions Noted below:	Resale POTS – Residence Resale POTS – Business Resale POTS – Total Resale 2-Wire Digital Services UNE POTS Loop New UNE POTS Total UNE POTS Loop – Total UNE 2-Wire Digital Loop UNE 2-Wire xDSL Loop Resale DS0 Resale DS1 Resale DS3 UNE DS0 UNE DS1 UNE DS3 UNE IOF UNE EEL – Back bone UNE EEL – Loop UNE EEL Interconnection Trunks (CLEC) Specials – Total Resale Specials Other UNE Specials Other POTS Loop Hot Cut Total	Retail POTS – Residence Retail POTS – Business Retail POTS – Total Retail ISDN (2-Wire Digital) Retail POTS – Total Retail POTS Total Retail POTS – Total Retail ISDN (2-Wire Digital) Retail Line Sharing Retail DS0 Retail DS1 Retail DS3 Retail DS0 Retail DS1 ⁵ Retail DS3 Retail DS3 Retail DS1 ⁵ Retail DS1 ⁵ Retail DS1 ⁵ IXC Feature Group D Trunks Retail Specials – Total Retail Specials Other Retail Specials Other Retail POTS (N&T Orders excluding feature troubles)
Exceptions for provisioning: PR-1-09 PR-4-02 PR-6 PR-6 PR-6-01 PR-8	UNE EEL and IOF UNE 2-Wire xDSL Loop UNE 2-Wire xDSL Loop UNE 2-Wire Digital UNE POTS Loop-New UNE 2-Wire xDSL Loop	No retail compare. Refer to the EEL and IOF legends on the C2C report template for the performance standards. Retail Specials DS0 Retail POTS – Dispatched Retail POTS – Dispatched Retail POTS – Dispatched Retail Specials DS0

⁴ Transactions provided to the former MCI entities are included in Retail.
⁵ Retail DS1 should exclude feature changes on PRI ISDN (no dispatch)

Deleted: VZEAST201003

Deleted: NY200909Version

Deleted: 17

Retail Analog Compare Table, continued

Maintenance Measures: ALL where parity is standard	Resale POTS – Residence Resale POTS – Business Resale POTS – Total Resale 2-Wire Digital Services UNE Loop UNE 2-Wire Digital Loop UNE 2-Wire xDSL Loop Resale Specials DS0 & below Resale Specials DS1 & above Resale Specials (Total) UNE Specials DS0 & below UNE Specials DS1 & above UNE Specials (Total) Interconnection Trunks (CLEC)	Retail POTS – Residence Retail POTS – Business Retail POTS – Total (Business and Residence) Retail ISDN (2-Wire Digital) Retail POTS – Total (Business and Residence) Retail POTS – Total plus ISDN BRI Retail POTS – Total plus ISDN BRI Retail Specials DS0 & below Retail Specials DS1 & above Retail Specials (Total) Retail Specials DS0 & below Retail Specials DS1 & above Retail Specials (Total) IXC Feature Group D Trunks
Exceptions for Maintenance MR-2, MR-3, MR-4	UNE POTS Loop UNE 2-Wire Digital Loop UNE 2-Wire xDSL Loop	Retail POTS- Total & Retail POTS – Total plus ISDN BRI Note: excludes translation and switch troubles

Formatted: French (France)

Deleted: VZEAST201003

Deleted: NY200909Version

Deleted: 17

Product Code Information

The table below defines the product codes listed on the monthly C2C and associated reports.

Sub-Code	Product
1000	Resale & UNE combined
1020	Stand-Alone Directory Listings
1021	Operator Service Center
1030	Other Directory Listings
1040	All Directory Listings (combined Standalone and Other)
1200	Resale & UNE Combined Specials
1210	Resale & UNE Combined Specials DS0
1211	Resale & UNE Combined Specials DS1
1213	Resale & UNE Combined Specials DS3
1214	Resale & UNE Combined Specials (Non DS0, DS1 & DS3)
1216	Resale & UNE Combined Specials (Non DS0 & DS0)
1217	Resale & UNE Combined Specials (DS1 & DS3)
1341	Resale & UNE Combined 2-Wire Digital Services
2000	Resale
2100	Resale POTS
2103	Resale POTS/Complex
2110	Resale POTS Business
2120	Resale POTS Residence

Formatted: French (France)

Deleted: VZEAST201003

Deleted: NY200909Version

Deleted: 17

15

Srib Code	Product
2200	Resale Specials
2210	Resale Specials DS0
2211	Resale Specials DS1
2213	Resale Specials DS3
2214	Resale Specials (Non DS0, DS1 & DS3)
2216	Resale Specials (Non DS0 & DS0)
2217	Resale Specials (DS1 & DS3)
2300	Resale Complex
2320	Resale POTS + Complex / Pre-qualified
2341	Resale 2-Wire Digital Services
3000	UNE
3112	UNE POTS – Loop
3113	UNE POTS – Loop New
3121	UNE POTS – Other
3133	UNE POTS & Complex
3200	UNE Specials
3210	UNE Specials DS0
3211	UNE Specials DS1
3213	UNE Specials DS3
3214	UNE Specials (Non DS0, DS1 & DS3)
3216	UNE Specials (Non DS0 & DS0)
3217	UNE Specials (DS1 & DS3)

Formatted: French (France)

Formatted: French (France)

Formatted: French (France)

Formatted: French (France)

Formatted: French (France)

Deleted: VZEAST201003

Deleted: NY200909Version

Deleted: 17

Sub-Code	Product
3300	UNE Complex
3331	UNE Loop/Pre-qualified Complex/LNP
3341	UNE 2-Wire Digital Services
3342	UNE 2-Wire xDSL Loops
3500	Additional UNE Services
3510	UNE EEL
3511	UNE EEL – Backbone
3512	UNE EEL – Loop
3520	Loop Basic Hot Cut (all line size)
3523	Loop Large Job Hot Cut (all line size)
3528	Loop – Basic Hot Cut (11-20 Lines)
3529	Loop – Basic Hot Cut (21 lines and greater)
3530	UNE IOF
3531	Loop – Large Job Hot Cut (1-5 lines)
3532	Loop – Large Job Hot Cut (6 or more lines)
3533	Loop – Hot Cut Total (includes Basic, and Large)
3534	Loop Basic Hot Cut (1-10 lines)
3540	UNE LNP
5000	CLEC Trunks
5020	CLEC Trunks (<= 192 Forecasted Trunks)
5030	CLEC Trunks (> 192 and Unforecasted Trunks)

Deleted: VZEAST201003

Deleted: NY200909Version

Deleted: 17

Sub-Code	Product
6000	Systems Metrics
6010	Wholesale Provisioning and Tracking System (WPTS)
6020	EDI
6030	CORBA
6050	Pre-order/Order Web GUI aka LSI/W
6060	Maintenance - Electronic Bonding Interface
6080	Retail Maintenance Web GUI(RETAS) & Retail Pre-order/Order Web GUI (LSI/W) combined
6095	TAXI
6600	Change Notification & Confirmation
6700	Collocation
6701	Collocation - New Applications
6702	Collocation - Augment Applications

Deleted: VZEAST201003
Deleted: NY200909Version
Deleted: 17

Section 1
Pre-Ordering Performance
(PO)

	Function	Number of Sub-metrics
PO-1	Response Time OSS Pre-Ordering Interface	8
PO-2	OSS Interface Availability	2
PO-3	Contact Center Availability	2
PO-4	Change Management Notice	1
PO-5	Percent On Time Notice of Interface Outage	1
PO-6	Software Validation	1
PO-7	Software Problem Resolution and Timeliness	11
PO-8	Manual Loop Qualification	

Deleted: VZEAST201003

Deleted: NY200909Version

Deleted: 17

Function:

PO-1 Response Time OSS Pre-Ordering Interface

Definition:

This metric measures the response time of the OSS Pre-Ordering Interface.

Response Time: For metrics PO-1-01 through 1-06, and PO-1-09, response time is the amount of time, rounded to the nearest 1/100th of a second for a successful Pre-Order transaction. **Note:** Successful transactions are those where the requested information was returned to the requestor, and errors are those responses that did not contain the requested information.

For CLEC transactions, response time is measured from receipt of the request at Verizon's interface to the time that the response is sent to the CLEC. For Verizon retail simulated transactions, performance is measured between the issuance of a Pre-Ordering query and the successful receipt of the requested information in a specific field and screen.

For rejected queries, response time is the amount of time, rounded to the nearest 1/100th of a second, between the issuance of a Pre-Ordering query and the receipt of an error message associated with a rejected query.

Average Response Time: Average Response Time is the sum of the response times divided by the number of Pre-Ordering queries in the report period. It is calculated separately for PO-1-01 through PO-1-06, and PO-1-09. Queries that time-out are excluded from the calculation of Average Response Time.

Rejected Query: A rejected query is a query that cannot be processed successfully due to incomplete or invalid information submitted by the sender, which results in an error message back to the sender.

Time-out: % Timeouts are measured in PO-1-08. A query is considered to be a time-out when the requested information (or an error message) is not provided within 60 seconds. Time-outs are set at long intervals to ensure that average response times include long response times but do not include queries that will never complete.

For sub-metric PO-1-09, there is no Parsed CSR for retail, therefore basic CSR will be reported for retail performance.

Exclusions:

Normal exclusions include Saturday, Sunday, and major holidays, as well as hours outside of the normal report period.

The major holidays are: New Year's Day, Memorial Day, Independence Day, Labor Day, Thanksgiving Day and Christmas Day.

Refer to the URL matrix at the beginning of the C2C guidelines to obtain the URL for the current year's holiday schedule in effect at the time of the compliance filing. The information contained on the URL identifies the actual date the holiday is observed. **Note:** The file is an adobe acrobat file, Acrobat Reader is necessary to read the pdf file.

Note: If response time aberrations occur due to EnView robot failures or network failures between EnView and the VZ Operations Support Systems (OSS), VZ notes such failure times, and reports the data without exclusion in a footnote on the report.

Deleted: VZEAST201003

Deleted: NY200909Version

Deleted: 17

Performance Standard:

The Performance Standards for the PO-1 metrics are as follows:

For PO-1-01 through PO-1-03, and PO-1-05 through PO-1-06:

- EDI and CORBA (application to application interfaces): Parity with Retail plus not more than four (4) seconds. The four (4) second difference allows for variations in functionality and additional security requirements of interface.
- WEB GUI / Local Service Interface / Wholesale (LSI/W): Parity with Retail plus not more than seven (7) seconds. The seven (7) second difference allows for variations in functionality and additional security requirements of interface.

For PO-1-04, Product & Service Availability, and PO-1-09, Parsed CSR: Parity with Retail, plus not more than 10 seconds.

For PO-1-08: Not greater than 0.33%.

Methodology:

The measurements for all PO-1 metrics are derived from actual production transactions for CLEC transactions and from simulated Pre-Ordering queries generated by Verizon's EnView (formerly referred to as Sentinel) system for VZ retail transactions and.

For retail transactions, EnView replicates the keystrokes a VZ Service Representative would enter for a valid Pre-Ordering inquiry transaction, and measures the response time from when the *Enter* key is hit until a response from the Pre-Ordering OSS is received back on the display screen.

At least ten VZ retail simulated queries are generated per hour for each type of query.

The total number of simulated queries depends on the average response times.

Each query has a unique name that is based on time and date. The EnView robot monitors for a matching response, and identifies successful responses by the file extension names. The file extension varies according to whether the transaction was successful or experienced an error or time-out condition. Successful response for an Address Validation request is identified by a file extension of *ada*. The file is then read to ensure it starts and ends with the appropriate indicators for a successful transaction.

EnView also generates at least ten simulated incomplete or invalid Pre-Ordering queries per hour to enable response times for rejected queries.

Data is reported based on transactions occurring between 8:00AM and 9:00PM Monday through Friday, **excluding** New Year's Day, Memorial Day, Independence Day, Labor Day, Thanksgiving Day, and Christmas Day.

Deleted: VZEAST201003

Deleted: NY200909Version

Deleted: 17

21

Formula:

Σ Response Times for each transaction divided by the Number of Transactions for each transaction type.

Note: For all PO-1 Retail sub-metrics, the formula is: Response times for each transaction divided by the number of simulated transactions for each transaction type.

Report Dimensions:

Company: <ul style="list-style-type: none"> CLEC Aggregate CLEC Specific (PO-1-09 only) 		Geography: <ul style="list-style-type: none"> State Specific
Products	CLEC Aggregate: <ul style="list-style-type: none"> EDI CORBA (Except PO-1-04) WEB GUI / LSI/W <p>Note: Metric PO-1-09 <i>Parsed CSR</i> does not go through the WEB GUI/LSI/W interface, therefore, sub-metric PO-1-09 does not report WEB GUI /LSI/W results.</p>	

Sub-Metrics – PO-1 Response Time OSS Pre-Ordering Interface

PO-1-01 Average Response Time – Customer Service Record (CSR)		
Calculation:	Numerator	Denominator
	Sum of all response times for CSR transactions.	Number of CSR transactions.
PO-1-02 Average Response Time – Due Date Availability		
Calculation	Numerator	Denominator
	Sum of all response times for Due Date (DD) Availability.	Number of DD Availability transactions.
PO-1-03 Average Response Time – Address Validation		
Calculation	Numerator	Denominator
	Sum of all response times for Address Validation.	Number of Address Validation transactions.
PO-1-04 Average Response Time – Product & Service Availability		
Calculation	Numerator	Denominator
	Sum of all response times for Product and Service Availability.	Number of Product and Service availability transactions.
PO-1-05 Average Response Time – Telephone Number Availability & Reservation ⁶		
Calculation	Numerator	Denominator
	Sum of all response times for Telephone Number Availability/Reservation.	Number of Telephone Number Availability/Reservation transactions.

⁶ While Address Validation can be completed on a stand-alone basis, Telephone Number reservation is always combined with Address Validation. For VZ retail representatives this is a required two step process requiring two separate transactions.

Deleted: VZEAST201003
 Deleted: NY200909Version
 Deleted: 17

Sub-Metrics – PO-1 Response Time OSS Pre-Ordering Interface, continued		
PO-1-06	Average Response Time – Mechanized Loop Qualification – xDSL	
Calculation	Numerator	Denominator
	Sum of all response times for Mechanized Loop Qualification.	Number of Mechanized Loop Qualification transactions.
PO-1-08	% Timeouts	
Calculation	Numerator	Denominator
	Number of transactions that timeout.	Total number of transactions.
PO-1-09	Average Response Time- Parsed CSR	
Calculation	Numerator	Denominator
	Sum of all response times for Parsed CSR transactions.	Number of Parsed CSR transactions.

Deleted: VZEAST201003
 Deleted: NY200909Version
 Deleted: 17

Function:**PO-2 OSS Interface Availability****Definition:**

This metric measures the OSS Interface Availability. The OSS Interface Availability metric is a measurement of the time during which the electronic OSS Interface is actually available as a percentage of scheduled availability. Verizon Service Representatives and CLEC Service Representatives obtain Pre-Ordering/Ordering/Provisioning/Maintenance & Repair information from the same underlying OSS. Thus, if a particular OSS is down, it is equally unavailable to both Verizon employees and CLEC employees. Any difference in availability, therefore, is caused by unavailability of the OSS interface.

Scheduled Availability is as follows:

EDI, WEBGUI/LSI, CORBA, EB and WPTS:

- Prime Time: 06:00:00 to 23:59:59 EST Monday through Saturday, **excluding** major Holidays
- Non-Prime Time: 00:00:00 to 05:59:59 EST Monday through Saturday, and all day Sundays and Holidays.

Note: The number of downtime hours is noted in the Carrier to Carrier (C2C) reports under the **Observations** column heading.

Separate measurements are performed for each of the following: Pre-Ordering/Ordering EDI, Pre-Ordering/Ordering/Maintenance Web GUI (Local Services Interface/Wholesale (LSI/W)), CORBA, Maintenance Electronic Bonding Interface (EB) and Wholesale Provisioning and Tracking System (WPTS). Each availability interface is measured separately with each interface having its own set of processing complexes. A processing complex consists of a set of servers that serve as primary and backup. The number of processing complexes associated with each interface (EDI, CORBA or WEB GUI (also known as LSI/W)) varies as needed, however, the metric calculations performed for each interface includes the number of processing complexes associated with the individual interface. For example, when determining the number of Prime-Time minutes scheduled for the month, for the EDI interface, the number of processing complexes associated with EDI is factored into the calculation. The EnView process will be expanded/updated to monitor and report on future OSS processes.

Exclusions:

The following exclusions apply:

- Troubles reported but not found in VZ's interfaces.
- Troubles reported by a CLEC that were not reported to VZ's designated trouble reporting center.
- Scheduled interface downtime for major system releases where CLECs were provided with advanced notification of the downtime in compliance with VZ Change Management Guidelines.
- Major Holidays. The major holidays are: New Year's Day, Memorial Day, Independence Day, Labor Day, Thanksgiving Day and Christmas Day.

Refer to the URL matrix at the beginning of the C2C guidelines to obtain the URL for the current year's holiday schedule in effect at the time of the compliance filing. The information contained on the URL identifies the actual date the holiday is observed.

Performance Standard:

PO-2-02: ≥ 99.5%

PO-2-03: no standard

Deleted: VZEAST201003

Deleted: NY200909Version

Deleted: 17

Methodology – PO-2 OSS Availability

Verizon calculates the PO-2 OSS Availability metric by combining CLEC reported outages (received via Partner Solutions Customer Care (PSCC)) with EnView reported outages. Verizon measures CLEC reported outages, based on actual reported time frames as well as any outages captured by EnView (and not reported by CLECs).

The Wholesale Customer Care Center receives OSS availability trouble reports from CLECs, and logs each trouble in to a tracking system. Verizon reviews data from the tracking system each week to determine which troubles were interface outages, and thus included in the PO-2 calculation. This data is supplemented with outages captured by EnView or other Verizon similar affirmative monitoring (for WPTS) to calculate the final metric results.

The EnView methodology is as follows: EnView is used as an alarm for system availability and supplements CLEC reported outages for EDI, LSI/W and CORBA only. If no CLEC reported an outage, but EnView detected an outage, the EnView outage is included as if the entire CLEC population experienced the outage.

EnView measurement of the EDI, CORBA and WEB GUI aka LSI/W interfaces availability is as follows: The mechanized OSS interface availability process is based on the transactions created by the EnView Robots. The program determines whether the EnView transactions were successful or unsuccessful, or if no transactions were issued (not polled). Transactions are processed by transaction type separately for each interface type and OSS. The hours of the day are divided into six (6) minute measurement periods.

If the Verizon interface, for any Pre-Order transaction type, in a six (6) minute measurement period has at least one successful transaction, then that interface is considered available. Individual interface unavailability is calculated only when all its transactions are unsuccessful and at least one of the corresponding OSS transactions is successful. This indicates that the interface was not available while at least one OSS was available. In this case, the six (6) minute measurement period is counted as unavailable. If it is determined that no Enview transactions were issued, then the six minute measurement period is excluded from all calculations since this is an indication of an EnView problem and not a specific Verizon interface problem.

The EnView data is compared to the actual CLEC reported outages, and matched up according to the outage's reported time frame. If the EnView time frame matches the actual reported outage (from the PSCC) time-frame, the outage is included (once) in the metric based on the reported time-frame.

If the comparison of the EnView results with the CLEC reported outages indicates that a time-frame is overlapping, then Verizon uses the earliest start time of the outage, and the latest end-time of the outage to calculate the metric result.

Availability is calculated by dividing the total number of six (6) minute measurement periods in a 24-hour day (excluding unmeasured six (6) minute measurement periods) into the number of periods with no successful transactions for the day and subtracting this from 1 and multiplying by 100.

For example, there are potentially 180 six (6) minute measurement periods in an 18-hour period. If two six (6) minute measurement periods lack successful transactions, then availability equals $(1 - (2/180)) \times 100 = 98.89\%$ Availability.

Trouble Logs: Verizon will make Verizon's trouble logs (which contain CLEC reports that the interface is not available) available to the CLECs for inspection.

Deleted: VZEAST201003

Deleted: NY200909Version

Deleted: 17

25

PO-2 Formula:

(Number of hours scheduled minus the number of scheduled hours not available) divided by (Number of hours scheduled) multiplied by 100.

For example (assuming all processing complexes are scheduled to be operational for the entire month):

Step One: Determine prime-time scheduled minutes in a month. This is accomplished by [(number of days (Monday through Saturday) in the report month) x (scheduled prime-time hours per day) x (sixty (60) minutes)] x the number of processing complexes.

Step Two: Determine number of outage minutes in a month.

Step Three: [(prime-time scheduled minutes in a month minus outage minutes in a month) / (prime-time scheduled minutes in a month)] x 100 = Prime-Time Availability %

Report Dimensions:

Company:

- CLEC Aggregate

Geography:

All interfaces except WPTS:

- NY, CT (Combined)
- MA, RI (Combined)
- PA, DE (Combined)
- NJ
- MD, DC, VA (Combined)

WPTS:

- Verizon National

Deleted: , WV

Products

- Maintenance (RETAS) / Pre-Ordering/Ordering Web GUI (LSI/W)
- EDI
- CORBA
- Maintenance – Electronic Bonding Interface
- WPTS

Sub-Metrics – OSS Interface Availability**PO-2-02 OSS Interface Availability – Prime-Time**

Calculation

Numerator

Denominator

Total number of scheduled prime-time hours in the month for all available processing complexes minus the total number of unscheduled outage hours during prime-time in the month for all available processing complexes.

Total number of scheduled prime-time hours in the month for all available processing complexes.

PO-2-03 OSS Interface Availability – Non-Prime-Time

Calculation

Numerator

Denominator

Total number of scheduled non-prime-time hours in the month for all available processing complexes minus the total number of unscheduled outage hours during non-prime-time hours in the month for all available processing complexes.

Total number of scheduled non-prime-time hours in the month for all available processing complexes.

Deleted: VZEAST201003

Deleted: NY200909Version

Deleted: 17

Function:

PO-3 Contact Center Availability

Definition:

The PO-3 sub-metrics measure Contact Center Availability. Contact Center Availability is the hours of operation for the Centers that support CLECs for Ordering and Maintenance. Contact with CLECs is designed to take place via direct access systems. Carrier Support Centers are designed to handle fall-out and not large call volumes.

This metric also includes **Speed of Answer** – CLEC centers. Speed of Answer is measured for Ordering and Repair queues. This measure is reported out of the Automated Call Distributor (ACD). The Speed of Answer measure includes calls that go to the main number in the center, either directly or from overflow (CLECs choosing the option of the main number).

Note: % within 30 seconds includes 15% of Abandons and 10% of Busies in the denominator.

Speed of Answer is measured in seconds from the time a call enters the VZ ACD until a representative answers the call. CLECs have the choice of calling the order processing 800 number, in which case the call is directed to the next available representative through ACD, or CLECs can call their dedicated representatives on the representative's direct line. If the representative is not available, the CLEC can leave a voice mail or press 0 and be transferred to a pool of representatives. VZ measures speed of answer for calls to the 800 number and for calls where the CLEC presses 0 to speak to the next available representative.

The Speed of Answer measurements begin as follows: For calls to the 800 number, the measurement begins when the call enters VZ's ACD. For calls to a dedicated representative, the measurement begins when the CLEC presses 0. In each case, the measurement ends when a representative answers the call.

Exclusions:

Calls directed to and answered by dedicated representatives.

Performance Standard:

PO-3-02 and PO-3-04: 80% within 30 seconds

Center Hours of Operation:

Repair Help Desk: 24 hours per day – seven (7) days a week

National Marketing Center (Ordering): 8:00AM to 6:00PM Monday through Friday, excluding major holidays.

Note: The Repair Help Desk is measured in metric PO-3-04.

The Order Processing Assistance Center is measured in metric PO-3-02.

Refer to the URL matrix at the beginning of the C2C guidelines to obtain the URL that provides the various center hours of operation schedules. After accessing the web-site, select a center to receive center-specific information. Also refer to the URL matrix at the beginning of the C2C guidelines for the current year's holiday schedule in effect at the time of the compliance filing. The information contained on the URL identifies the actual date the holiday is observed.

Deleted: VZEAST201003

Deleted: NY200909Version

Deleted: 17

Report Dimensions		
Company:	Geography:	
<ul style="list-style-type: none"> CLEC Aggregate 	PO-3-02: Verizon East: UNE & Resale combined PO-3-04: Verizon East: UNE & Resale combined	
Products	<ul style="list-style-type: none"> Resale 	<ul style="list-style-type: none"> UNE
Sub-Metrics		
PO-3-02 % Answered within 30 Seconds – Ordering		
Calculation	Numerator	Denominator
	Number of calls to main number answered within 30 seconds after the call was received by the ACD.	Total calls answered by Ordering Center plus 15% of abandoned calls plus 10% of busy calls.
PO-3-04 % Answered within 30 Seconds – Repair		
Calculation	Numerator	Denominator
	Number of calls to main number answered within 30 seconds after the call was received by the ACD.	Total calls answered by Repair Center plus 15% of abandoned calls plus 10% of busy calls.

Deleted: VZEAST201003
 Deleted: NY200909Version
 Deleted: 17

Function:		
PO-4 Timeliness of Change Management Notice		
Definition:		
Sub-metric PO-4-01 measures the percent of Change Management Notices and associated documentation availability, sent before implementation according to prescribed timeliness standards within prescribed timeframes. Change Management notices are notices sent to the CLECs to notify CLECs of scheduled interface software-affecting changes with a "Type" designation (Type 1, 2, 3, 4, 5).		
Documentation is not considered available until all material changes are made.		
Exclusions:		
None.		
Performance Standard:		
PO-4-01: 95%		
The Timeliness standards for the PO-4 metric are listed below and are in accordance with those set forth in the Change Management Processes and Procedures. VZ will comply with applicable Change Management Processes and Procedures. * Regulatory changes will vary based on application law/regulatory rules.		
Timeliness Standards:		
Change type	Change Notification: Interval between notification and implementation	Change Confirmation: Final Documentation Availability before implementation ⁷
Type 5 – CLEC originated	≥ 73 calendar days for business rules, ≥ 66 calendar days for technical specifications or Verizon/CLEC agreed upon timeframes	≥ 45 calendar days or Verizon/CLEC agreed upon timeframes
Type 4 – Verizon originated	≥ 73 calendar days for business rules, ≥ 66 calendar days for technical specifications or Verizon/CLEC agreed upon timeframes	≥ 45 calendar days or Verizon/CLEC agreed upon timeframes
Type 3 – Industry Standard	≥ 73 calendar days for business rules, ≥ 66 calendar days for technical specifications or Verizon/CLEC agreed upon timeframes	≥ 45 calendar days or Verizon/CLEC agreed upon timeframes
Type 2 – Regulatory	Time periods established in Regulatory Order. If no time periods set, default to above time period.	Time periods established in Regulatory Order. If no time periods set, change notification and change confirmation is negotiated on an individual case basis through the Change Management Process.
Type 1 – Emergency Maintenance	Notification before implementation	N/A
Report Dimensions:		
Company: • CLEC Aggregate		Geography: Verizon East •
Products	Change Notification and Confirmation: • Type 1 – Emergency Maintenance, Type 2 Regulatory (combined), Type 3 – Industry Standard, Type 4 VZ originated, and Type 5 – CLEC originated (combined)	•
Sub-Metrics:		
PO-4-01	% Change Management Notices sent on Time	
Calculation	Numerator	Denominator

⁷ Type one (1) change confirmation is not applicable.

Deleted: VZEAST201003

Deleted: NY200909Version

Deleted: 17

	Change Management Notifications sent within required time frames.	Total number of Change Management Notices sent.

VZEAST201103-NY201012Version_18.0

30

Deleted: VZEAST201003

Deleted: NY200909Version

Deleted: 17

Function:					
PO-5 Percent On Time Notice of Interface Outage					
Definition:					
<p>This metric measures the amount of time that elapses between VZ identification of a Verizon interface outage and VZ notification to CLECs that an outage exists. Notification is sent via electronic mail when a Verizon system outage occurs that prevents the CLECs from performing transactions for Pre-Ordering, Ordering, or Maintenance through any of the production interfaces and the outage affects more than one CLEC.</p> <p>Note: Notification of Network Outages (different than Interface Outages) are covered in the Network Performance section. Detailed information on network outages can also be found on the Verizon Partner Solutions website. For the purpose of this measure, scheduled interface downtime where CLECs were provided with advanced notification (> 24 hours) of the downtime in compliance with Verizon Change Management Guidelines is not considered an outage.</p>					
Exclusions:					
<ul style="list-style-type: none"> • Troubles reported by a CLEC that were not reported to Verizon's designated trouble reporting center, which is the PSCC. • Outages exclusively identified at month-end EnView reconciliation process. 					
Performance Standard:					
95%					
Report Dimensions:					
Company: <ul style="list-style-type: none"> • CLEC Aggregate 	Geography: <ul style="list-style-type: none"> • Verizon East 				
Sub-Metrics					
PO-5-01	% On Time Notice of Interface Outage				
Calculation:	<table border="1" style="width: 100%;"> <thead> <tr> <th style="width: 50%;">Numerator</th> <th style="width: 50%;">Denominator</th> </tr> </thead> <tbody> <tr> <td>Number of outage notifications sent where the date and time of outage notification to CLECs minus date and time the interface outage was identified by VZ is less than or equal to 20 minutes.</td> <td>Total number of interface outages.</td> </tr> </tbody> </table>	Numerator	Denominator	Number of outage notifications sent where the date and time of outage notification to CLECs minus date and time the interface outage was identified by VZ is less than or equal to 20 minutes.	Total number of interface outages.
Numerator	Denominator				
Number of outage notifications sent where the date and time of outage notification to CLECs minus date and time the interface outage was identified by VZ is less than or equal to 20 minutes.	Total number of interface outages.				

Deleted: VZEAST201003
Deleted: NY200909Version
Deleted: 17

Function:

PO-6 Software Validation

Definition:

This metric measures software validation for CLEC-affecting major releases where Verizon offers a test deck in the CLEC Test Environment (CTE). Verizon installs CLEC impacting major software releases three (3) times per year (usually during the months of February, June and October). Verizon tests the software release functionality by executing a test deck of transactions to validate that functionality in a software release works as designed. Each transaction in the test deck is assigned a weight factor, which is based on the weights that have been assigned to the metrics in any Performance Assurance Plan (PAP). Within the software validation metric, weight factors will be allocated among transaction types (e.g., Pre-Order, Resale-Order, UNE-Order) and then equally distributed across specific transactions within type. The initial array-of-weights for the transaction types are displayed in Appendix O. If test transactions are added to the test deck, the distribution of weights between transaction types will be retained, and then equally re-distributed across specific transactions within type. The allocation of weight factors among transaction types may be adjusted as part of the annual review process.

Verizon will execute the test deck at the start of the Quality Assurance (QA) and at the completion of QA. Within one (1) business day, following a non-emergency software release to production as communicated through Change Management, Verizon will begin to execute the test deck in production using training mode. Upon completion of the test, Verizon will report the number of test deck transactions that were rejected or otherwise failed during execution of the test. Each failed transaction will be multiplied by the transaction's weight factor.

A transaction is considered failed if the request cannot be submitted or processed, or results in incorrect or improperly formatted data.

This software validation metric is defined as the ratio of the sum of the weights of failed transactions in production using training mode to the sum of the weights of all transactions in the test deck.

For those months that Verizon executes the test deck, the observations column on the C2C report is populated with the most current LSOG version. The performance is populated with the score Verizon received based on the weights.

For those months that Verizon does not execute the test deck, the C2C report is populated with the notation R3 to indicate the test deck is executed three (3) times per year.

Exclusions:

None.

Performance Standard:

PO-6-01: <= 5%

Report Dimensions:

Company:

- CLEC Aggregate

Geography:

- Verizon North: NY, CT, MA and RI [Combined]
- PA, DE & NJ: Verizon PA, DE, NJ [Combined]
- MD, DC & VA: Verizon MD, DC, VA [Combined]

Sub-Metrics:

PO-6-01 Software Validation

Calculation	Numerator	Denominator
	Sum of weights of failed transactions.	Sum of weights of all transactions in the test deck.

Deleted: ,

Deleted: & WV

Deleted: , WV

Deleted: VZEAST201003

Deleted: NY200909Version

Deleted: 17

Function:
PO-7 Software Problem Resolution Timeliness
Definition:
<p>This metric measures Software Problem Resolution Timeliness. Verizon installs software CLEC-affecting releases three (3) times per year (usually during the months of February, June, and October). After each major CLEC-affecting software release, Verizon tracks the number of rejected Pre-Order and Order transactions reported to Partner Solutions Customer Care (PSCC) (those rejected transactions resulting from the test deck execution) and the time frame to resolve the problem. For the purposes of this metric, rejected transactions caused by Verizon code or documentation errors or omissions that result in Type 1 changes are production referrals.</p> <p>PO-7-01 is defined as the ratio of production referrals resolved within target response intervals to the total number of production referrals, during the 30 calendar days following a major CLEC-affecting software release.</p> <p>For sub-metrics PO-7-01 the C2C report is populated with data in the month <i>following</i> the software release (usually March, July and November). R3 is reported in all other months for PO-7-01 to indicate CLEC affecting software releases are installed three (3) times per year.</p> <p>Note: In the event any of the three major CLEC-affecting software releases are installed outside the usual schedule, the data will be populated in accordance with the rules documented above. For example, if the February release was installed in March PO-7-01 data would be populated in April.</p>
Exclusions:
Failed Pre-order and Order transactions reported to the PSCC after 6:00PM on Friday and before 9:00AM on Monday will be treated as though they were received at 9:00 AM Monday.
Performance Standard:
PO-7-01: >= 95%
Problem Resolution Timeliness Standard measured from time the trouble was reported to the PSCC (see Appendix O).

Deleted: VZEAST201003
Deleted: NY200909Version
Deleted: 17

Report Dimensions:		
Company:	Geography:	
<ul style="list-style-type: none"> CLEC Aggregate 	PO-7-01: <ul style="list-style-type: none"> Verizon East 	
Sub-Metrics		
PO-7-01	% Software Problem Resolution Timeliness	
Calculation:	Numerator	Denominator
	Number of production referrals resolved within timeliness standard.	Total number production referrals.

Deleted: VZEAST201003
 Deleted: NY200909Version
 Deleted: 17

Function:		
PO-8 Manual Loop Qualification		
Definition:		
The PO-8 Manual Loop Qualification metric measures the response time for the provision of Loop Qualification information required to provision more complex services (e.g. 2-Wire-xDSL), when such information is requested through an available interface.		
Exclusions:		
<ul style="list-style-type: none"> Weekend and Holidays are excluded from the interval count. Refer to the URL matrix at the beginning of the C2C guidelines for the URL which contains the holiday schedule. Digital Design Loops that require loop conditioning.(HXMU code) Test CLEC IDs <p>Note: Weekend hours are from 5:00PM Friday to 8:00AM Monday. Holiday Hours are from 5:00PM of the business day preceding the holiday to 8:00AM of the first business day following the holiday.</p>		
Performance Standard:		
PO-8-01: 95% within 48 Hours		
Report Dimensions:		
Company:	Geography:	
<ul style="list-style-type: none"> CLEC Aggregate 	State Specific	
Sub-Metrics		
PO-8-01	% On Time – Manual Loop Qualification	
Calculation	Numerator	Denominator
	Sum of manual loop qualification requests where the time from receipt of request for a manual loop qualification to the distribution of the loop qualification information is less than or equal to 48 hours.	Number of manual loop qualification transactions.

Deleted: VZEAST201003
Deleted: NY200909Version
Deleted: 17

Section 2
Ordering Performance

(OR)

	Function	Number of Sub-metrics
OR-1	Order Confirmation Timeliness	6
OR-2	Reject Timeliness	4
OR-4		3
OR-5	Timeliness of Completion Notification	2
OR-6	Percent Flow-Through	3
	Order Accuracy	
OR-10	PON Notifier Exception Resolution Timeliness	2
OR-11	Timeliness of Provider Notification Report	1
OR-12*	% Accuracy White Pages Directory Listings	1
OR-13	% of Large Job Hot Cut Project Negotiations Completed	1

*OR-12 is applicable to Rhode Island only.

Deleted: VZEAST201003

Deleted: NY200909Version

Deleted: 17

Function:**OR-1 Order Confirmation Timeliness****Definition:**

This metric measures Order Confirmation Timeliness.

Resale and UNE:

Order Confirmation Response Time: The amount of elapsed time (in hours and minutes) between receipt of a valid order request (VZ Ordering Interface) (or fax date and time stamp) and distribution of a Service Order confirmation. Rejected orders will have the clock re-started upon receipt of a valid order. **Note:** Orders are considered distributed at the time Verizon sends an order confirmation. If an order confirmation is resent, and the problem with sending the confirmation was within Verizon's systems, then the time stamp will be the last time stamp. If the order confirmation was resent because the problem is at the CLEC end (e.g. CLEC systems could not receive transactions), the time stamp is the first time the order confirmation was sent. For EDI/NetLink orders, the notifier is considered sent when it is time-stamped after EDI translation and encryption, immediately prior to transmission to the CLEC.

Partial migrations for less than six (6) lines – with accounts that include six (6) or more lines, that must be rearranged, will be treated as six (6) lines or greater.

Percent of Orders Confirmed On Time: The percentage of orders confirmed within the agreed upon timeframes as specified in the Performance Standards.

Physical Facility Checks – are completed on orders (submitted via LSR) with more than five (5) lines. **Note:** Effective October 2001, orders for UNE Specials DS0 EELs (Loop and Backbone) will change from the LSR format to the ASR format. The UNE DS0 EEL orders submitted via ASRs will still require physical facility checks on orders with more than five (5) lines. All other UNE Specials DS0 orders are still submitted using the LSR format.

Facility Checks ; Orders for UNE Specials DS1 and above are submitted via ASR. All of these ASR orders get facility checks through the REQNET system. Verizon does not require a facility check on ASR orders for specials if the order is for a disconnect.

Related PONs: When a CLEC designates RPONs, the FOC/LSC time-stamp used for receipt of all RPONs is the date/time the last RPON is received. The FOC/LSC returned date/time would be the actual returned date/time of each RPON.

Note: Effective October 2001, orders for UNE Specials DS0 EELs (Loop and Backbone) will be submitted via ASRs. All other UNE Specials DS0 orders are still submitted using the LSR format. UNE Specials DS0 EELs do not automatically require facility checks through REQNET. UNE Specials DS0 EELs will require facility checks if the order is for more than five (5) lines.

Trunks:

The amount of time in business days between receipt of a clean Access Service Request (ASR) and distribution of a Firm Order Confirmation (FOC). Measures Service Orders completed between the measured dates. **Note:** The received date is restarted for each SUPP.

Inbound Augment Trunks: For CLECs e-mailing a Trunk Group Service Request (TGSR), VZ will respond with an ASR, or provide a negative response requesting additional data if it believes traffic does not support the request. Orders for inbound trunks that are for a new trunk group, are in excess of 192 trunks or that require T-3 construction, performance will be captured in the > 192 category.

Deleted: VZEAST201003

Deleted: NY200909Version

Deleted: 17

37

OR-1 Definition, continued:

Notes:

- (1) Rejected Orders (orders that fail basic front-end edits) submitted via LSR are not placed in the NEWREC; therefore, they are not included in the calculation.
- (2) Verizon includes resent confirmations when the confirmation is sent due to Verizon error. The measurements are based on confirmed orders. Cancelled orders are also included.
- (3) If no order confirmation time exists due to a missing order confirmation, Verizon will use the completion notification time.
- (4) The Ordering sub-metrics data reported in the monthly C2C reports only include orders confirmed in the calendar month.
- (5) The Pre-Qualified Complex category includes 2-Wire Digital, and 2-Wire xDSL Loop, orders that were pre-qualified.
- (6) In the North states: ASR requests that have the RTR field populated with a code that indicates the CLEC requested that no confirmation/response be sent are not counted in the OR-1 confirmation timeliness metrics.
- (7) If the Specials product is not a DS0, DS1, or DS3, it is classified as Specials - Other and is reported under the product Specials (Non DS0, Non DS1 & Non DS3).
- (8) For OR-1-19, TGSRs received after 5 PM Eastern Time are counted as received the next business day
- (9) Flow Through Orders are received electronically through the ordering interface and are entered into SOP and confirmed with no manual intervention
- (10) Negative intervals for trunk service orders caused by clerical timestamp errors are excluded from OR-1.

Deleted: VZEAST201003

Deleted: NY200909Version

Deleted: 17

Exclusions:

Resale and UNE:

VZ Test Orders⁸

- Weekend and holiday hours (other than flow-through):
 - Weekend hours are from 5:00PM Friday to 8:00AM Monday.
 - Holiday hours are from 5:00PM of the business day preceding the holiday to 8:00AM of the first business day following the holiday. These hours are excluded from the elapsed time when calculating the response times for non-flow-through requests.
- The following RTR exclusion applies to the Mid-Atlantic states:
 - ASR requests that have the RTR field populated with a code that indicates the CLEC requested that no confirmation/response be sent
- For OR-1-19 – Inbound Augment trunks not requested via e-mail TGSR
- Special Project PONs (if applicable) per the process documented in Appendix S.
- If a reject and a confirmation are sent on the exact same PON/Version, Verizon will not count the incorrect notifier.
- For OR-1-02: SOP scheduled downtime hours (flow-through).
Verizon SOP scheduled hours are as follows:

Verizon North

Monday through Friday 12:30AM to 11:30PM

Saturday 12:30AM to 7:30PM

Sunday 7:30 AM to 11:30PM.

NJ

Sunday, 7:00 AM to 11:30 PM

Monday-Friday, 1:35 AM to 11:30 PM

Saturday, 1:35 AM to 10:00 PM

PA, DE

SOP scheduled downtime hours

11:30 p.m. to 12:30 a.m. each night, and 7:30 p.m. Saturday to 7:30 a.m. Sunday

MD, DC, VA

SOP scheduled downtime hours

Monday 11:30 PM to Tuesday 4 AM

Tuesday 11:30 PM to Wednesday 4 AM

Wednesday 11:30 PM to Thursday 4 AM

Thursday 11:30 PM to Friday 4 AM

Friday 11:30 PM to Saturday 5 AM

Saturday 9 PM to Sunday 8 AM

Sunday 8 PM to Monday 4 AM

Exception: SOP downtime may be extended for significant SOP releases, (e.g. NPA splits). All downtime extensions will be communicated to CLECs in advance of the release through VZ Change Management Guidelines. For NY/NE, the 3rd Saturday of each month is a scheduled release. SOP will have a late start the following Sunday at 9:00 AM

Deleted: , WV

⁸ VZ-Test Orders – see Glossary.

Deleted: VZEAST201003

Deleted: NY200909Version

Deleted: 17

Report Dimensions:		
Company:		Geography:
<ul style="list-style-type: none"> CLEC Aggregate CLEC-Specific 		<ul style="list-style-type: none"> State Specific
Performance Standard: OR-1 Order Confirmation Timeliness		
OR-1-02, 1-04, 1-06, 1-12, and OR-1-19: 95% On Time according to the schedule below: OR-1-13: 95%		
Resale:	UNE:	Interconnection Trunks (CLEC):
Electronically Submitted Orders: POTS/Pre-Qualified Complex: <ul style="list-style-type: none"> Flow-through orders: two (2) hours Orders with no facility check: 24 hours Orders with facility check: 72 hours Complex Services (requiring Manual Loop Qualification) <ul style="list-style-type: none"> 2-wire Digital Services: 72 hours Special Services: <ul style="list-style-type: none"> Orders with no facility check: 48 hours Order with facility check: 72 hours¹⁰ Faxed/Mailed Orders: Not available for Resale	Electronically Submitted Orders: POTS/Pre-Qualified Complex/LNP: <ul style="list-style-type: none"> Flow-Through Orders: two (2) hours Orders with no facility check: 24 hours Orders with facility check: 72 hours Complex Services (requiring Manual Loop Qualification) <ul style="list-style-type: none"> 2-Wire Digital Services: 72 hours 2-Wire xDSL Loops: 72 hours Special Services: <ul style="list-style-type: none"> Orders with no facility check: 48 hours Note: The 48 hour standard does not apply to UNE specials (UNE DS0 EELs > 6 lines, UNE DS1 and above) received via ASR. Orders with facility check: 72 hours (includes UNE Specials DS0 EELs > 6 lines, and UNE Specials DS1 and above) Faxed/Mailed Orders: Add 24 hours to intervals above. Fax/Mail is not available for LSR orders: (UNE POTS and Complex (2-Wire Digital, 2-Wire xDSL Loop)).	Electronically Submitted Orders: Firm Order Confirmation: <ul style="list-style-type: none"> ≤ 192 Trunks: 10 Business Days > 192 Trunks: Negotiated Process Design Layout Record <ul style="list-style-type: none"> ≤ 192 Trunks: 10 Business Days > 192 Trunks: Negotiated Process Verizon Inbound Augment Trunks: <ul style="list-style-type: none"> ≤ 192 Trunks accepted TGSRs: 10 Business Days ≤ 192 Trunks: denied responses for TGSRs received via e-mail; less than or equal to seven (7) business days. > 192 Trunks: Negotiated Process Faxed/Mailed Orders: Add 24 hours to intervals above

¹⁰ Also includes orders requiring facility verification as listed in the interval guides. Refer to the URL matrix at the beginning of the guidelines for the URL on specific products and intervals.

Deleted: VZEAST201003

Deleted: NY200909Version

Deleted: 17

Sub-Metrics		
OR-1-02 % On Time LSRC – Flow-through		
Products	Resale: • POTS/Pre-qualified Complex	UNE: • Loop/Pre-Qualified Complex/LNP
Calculation	Numerator	Denominator
	Number of electronic LSRCs sent where the confirmation date and time minus the submission date and time is less than or equal to two (2) hours for specified product.	Total number of flow-through LSRs confirmed for specified product.
OR-1-04 % On Time LSRC/ASRC - No Facility Check (Electronic – No Flow-through)		
Products	Resale: • POTS/Pre-Qualified Complex • 2-Wire Digital Services • Specials (Non DS0, Non DS1 & Non DS3)	UNE: • Loop/Pre-Qualified Complex/LNP • 2-Wire Digital Services • 2-Wire xDSL Loops • Specials DS0
Calculation	Numerator	Denominator
	Number of electronic LSRCs/ASRCs not requiring a facility check, sent where confirmation date and time minus submission date and time is less than or equal to the standard for specified product.	Total number of electronic LSRs/ASRs not requiring a facility check confirmed for specified product.

Formatted: French (France)

- Deleted: VZEAST201003
- Deleted: NY200909Version
- Deleted: 17

Sub-Metrics OR-1 Order Confirmation Timeliness (continued)		
OR-1-06	% On Time LSRC/ASRC – Facility Check (Electronic – No Flow-through)	
Products	Resale: <ul style="list-style-type: none"> • POTS/Pre-qualified Complex • 2-Wire Digital Services • Specials (Non DS0, Non DS1 & Non DS3) 	UNE: <ul style="list-style-type: none"> • Loop/Pre-Qualified Complex/LNP • 2-Wire Digital Services • Specials DS1 • Specials DS3
Calculation	Numerator	Denominator
	Number of electronic LSRCs/ASRCs requiring a facility check, sent where confirmation date and time minus submission date and time is less than or equal to the standard for specified product.	Total number of electronic LSRs/ASRs requiring a facility check, confirmed for specified product.

Formatted: French (France)

Deleted: VZEAST201003
 Deleted: NY200909Version
 Deleted: 17

Sub-Metrics OR-1 Order Confirmation Timeliness (continued)		
	•	
OR-1-12	% On Time FOC⁹	
Products	Trunks: <ul style="list-style-type: none"> • Interconnection Trunks (CLEC) (≤ 192 Forecasted Trunks) • Interconnection Trunks (CLEC) (> 192 and Unforecasted Trunks and Projects) 	
Calculation	Numerator	Denominator
	Number of orders confirmed within the specified interval for the product type.	Number of orders received (electronically and faxed) confirmed by product type.
OR-1-13	% On Time Design Layout Record (DLR)	
Products	Trunks: <ul style="list-style-type: none"> • Interconnection Trunks (CLEC) 	
Calculation	Numerator	Denominator
	Number of DLRs completed on or before DLRD date in TIRKS.	Number of DLRs completed.
OR-1-19	% On Time Response - Request for Inbound Augment Trunks	
Note: This metric is a combined measure including both; denied TGSRs that have a seven (7)-day performance standard, and accepted TGSRs that have a 10-day performance standard.		
Products	<ul style="list-style-type: none"> • Verizon Inbound Augment Trunks (≤ 192 Trunks) • Verizon Inbound Augment Trunks (>192 Trunks) 	
Calculation	Numerator	Denominator
	Number of requests for Inbound Augment Trunks with responses sent within the specified interval for product type.	Number of requests for Inbound Augment Trunks requested on a TGSR received via e-mail.

⁹ For OR-1-12, Verizon measures the confirmation on the last ASR PON version received

VZEAST201103-NY201012Version_18.0

43

Deleted: VZEAST201003

Deleted: NY200909Version

Deleted: 17

Function:

OR-2 Reject Timeliness

Definition:

This metric measures Reject Timeliness.

Reject Response Time: The amount of elapsed time (in hours and minutes) between receipt of an order request and distribution of a Service Order reject, both based on Ordering Interface System (Request Manager) or Fax date and time stamp. **Note:** Orders are considered distributed at the time Verizon sends an order reject/query. If an order reject/query is resent, and the problem with sending the reject/query was within Verizon's systems, then the time stamp will be the last time stamp. If the order reject/query was resent because the problem is at the CLEC end (e.g. CLEC systems could not receive transactions), the time stamp is the first time the order reject/query was sent. For EDI/NetLink orders, the notifier is considered sent when it is time-stamped after EDI translation and encryption, immediately prior to transmission to the CLEC.

Percent of Orders Rejected On Time:

The percentage of orders rejected within the agreed-upon timeframes as specified in the Performance Standards.

Related PONs: When a CLEC designates RPONs, the FOC/LSRC time-stamp used for receipt of all RPONs is the date/time the last RPON is received. The reject/query returned date/time would be the actual returned date/time of each RPON.

Notes:

- (1) Rejected Orders (Orders failing basic front-end edits) submitted via LSR are not placed in the NEWREC; therefore, they are not included in the calculation.
- (2) Measurements are based on rejected orders.
- (3) For LSRs and non-trunk ASRs, all rejects are counted. For trunk ASRs, rejects are not counted for cancelled ASRs.
- (4) The Ordering sub-metrics data reported in the monthly C2C reports only include confirmed rejects in the calendar month.
- (5) The Pre-Qualified Complex category includes 2-Wire Digital, and 2-Wire xDSL Loop orders that were pre-qualified.
- (6) If the Specials product is not a DS0, DS1, or DS3, it is classified as Specials - Other and is reported under the product Specials (Non DS0, Non DS1 & Non DS3).
- (7) For OR-2, Flow Through Orders are received electronically through the ordering interface and are rejected or queried back with no manual intervention.

Exclusions:

- VZ Test Orders
- Duplicate Rejects – Rejects issued against a unique PON (PON + Version Number + CLEC ID), identical and subsequent to the first reject.
- Any reject/query that occurs on an ASR that has the RTR field populated with a code that indicates the CLEC did not require a response (and the first notification for the ASR would have been a confirmation).
- Special Project PONs (if applicable) per the process documented in Appendix S.
- Weekend and Holiday Hours (other than flow-through):
 - Weekend Hours are from 5:00PM Friday to 8:00AM Monday.
 - Holiday Hours are from 5:00PM of the business day preceding the holiday to 8:00AM of the first business day following the holiday. These hours are excluded from the elapsed time when calculating the response times for non flow-through requests.
- If a reject and a confirmation are sent on the exact same PON/Version, Verizon will not count the incorrect notifier.

Deleted: VZEAST201003
 Deleted: NY200909Version
 Deleted: 17

OR-2 Exclusions, continued:

- For OR-2-02: SOP scheduled downtime hours (Flow-through).
Verizon SOP Scheduled hours are as follows:

Verizon North

Monday through Friday 12:30AM to 11:30PM
Saturday 12:30AM to 7:30PM
Sunday 7:30 AM to 11:30PM.

NJ

Sunday, 7:00 AM to 11:30 PM
Monday-Friday, 1:35 AM to 11:30 PM
Saturday, 1:35 AM to 10:00 PM

PA, DE

SOP scheduled downtime hours

11:30 PM to 12:30 AM each night, and 7:30 PM Saturday to 7:30 AM Sunday

MD, DC, VA

SOP scheduled downtime hours

Monday 11:30 PM to Tuesday 4:00 AM
Tuesday 11:30 PM to Wednesday 4:00 AM
Wednesday 11:30 PM to Thursday 4:00 AM
Thursday 11:30 PM to Friday 4:00 AM
Friday 11:30 PM to Saturday 5:00 AM
Saturday 9 PM to Sunday 8:00 AM
Sunday 8 PM to Monday 4:00 AM

Exception: SOP downtime may be extended for significant SOP releases, (e.g. NPA splits). All extensions will be communicated to CLECs in advance of the release through VZ Change Management Guidelines. For NY/NE, the 3rd Saturday of each month is a scheduled release. SOP will have a late start the following Sunday at 9:00 AM

Deleted: , WV

Report Dimensions:

Company:

- CLEC Aggregate
- CLEC Specific

Geography:

- State Specific

Deleted: VZEAST201003
Deleted: NY200909Version
Deleted: 17

Performance Standard – Reject Timeliness		
OR-2-02, 2-04, 2-06, and 2-12: 95% On Time According to schedule below:		
Resale:	UNE:	Interconnection Trunks (CLEC):
Electronically Submitted Orders: POTS/Pre-Qualified Complex: <ul style="list-style-type: none"> Flow-Through Orders: two (2) hours Orders with no facility check: 24 hours Orders with facility check: 72 hours Complex Services (2-Wire Digital Services ISDN): <ul style="list-style-type: none"> Orders: 72 hours Special Services:¹⁰ <ul style="list-style-type: none"> Orders with no facility check: 48 hours Orders with facility check: 72 hours Faxed/Mailed Orders: Not available for Resale	Electronically Submitted Orders: POTS/Pre-Qualified Complex/LNP: <ul style="list-style-type: none"> Flow-Through Orders: two (2) hours Orders with no facility check: 24 hours Orders with facility check: 72 hours Complex Services (requiring Manual Loop Qualification) : <ul style="list-style-type: none"> 2-Wire Digital Services 72 hours 2-Wire xDSL Loop: 72 hours Special Services:¹¹ <ul style="list-style-type: none"> Orders with no facility check: 48 hours Note: The 48 hour standard does not apply to UNE Specials (DS0 EELs > 6 lines, DS1 and above) received via ASR. Orders with facility check: 72 hours (includes UNE DS0 EELs > 6 lines and UNE DS1s and above) Faxed/Mailed Orders: Add 24 hours to intervals above. Fax/Mail is not available for LSRs: UNE POTS and Complex (2-Wire Digital, 2-Wire xDSL Loop).	Electronically Submitted Orders: <ul style="list-style-type: none"> ≤ 192 Trunks: less than or equal to seven (7) Business Days > 192 Trunks: Negotiated Process Faxed/Mailed Orders: Add 24 hours to intervals above

¹⁰ Also includes orders requiring facility verification as listed in the interval guides. Refer to the URL matrix at the beginning of the guidelines for the URL on specific products and intervals.

¹¹ Also includes orders requiring facility verification as listed in the interval guides. Refer to the URL matrix at the beginning of the guidelines for the URL on specific products and intervals.

Deleted: VZEAST201003
 Deleted: NY200909Version
 Deleted: 17

Sub-Metrics – OR-2 Reject Timeliness		
OR-2-02 % On Time LSR Reject (Flow-through)		
Products	Resale: • POTS/Pre-qualified Complex	UNE: • Loop/Pre-Qualified Complex/LNP
Calculation	Numerator	Denominator
	Number of electronic rejects sent where the reject date and time minus the submission date and time is less than or equal to two (2) hours for specified product.	Total number of flow-through LSRs rejected for specified product.
OR-2-04 % On Time LSR/ASR Reject - No Facility Check (Electronic – No Flow-through)		
Products	Resale: • POTS/Pre-qualified Complex • 2-Wire Digital Services • Specials	UNE: • Loop/Pre-Qualified Complex/LNP • 2-Wire Digital Services • 2-Wire xDSL Loops • Specials
Calculation	Numerator	Denominator
	Number of electronic rejects sent where the reject date and time minus the submission date and time is within the standard for orders not requiring a facility check for the specified product.	Total number of electronically submitted LSRs/ASRs, not requiring a facility check rejected for specified product.

Deleted: VZEAST201003
Deleted: NY200909Version
Deleted: 17

Sub-Metric - OR-2 Reject Timeliness		
OR-2-06 % On Time LSR/ASR Reject - Facility Check (Electronic -- No Flow-through)		
Products	Resale: <ul style="list-style-type: none"> • POTS/Pre-qualified Complex • 2-Wire Digital Services • Specials 	UNE: <ul style="list-style-type: none"> • Loop/Pre-Qualified Complex/LNP • 2-Wire Digital Services • Specials
Calculation	Numerator	Denominator
	Number of electronic rejects sent where reject date and time minus the submission date and time is within the standard for orders requiring a facility check for the specified product.	Total number of LSRs/ASRs electronically submitted requiring a facility check rejected for specified product.

Deleted: VZEAST201003
 Deleted: NY200909Version
 Deleted: 17

Sub-Metrics – OR-2 Reject Timeliness		
	•	
	•	
OR-2-12	% On Time Trunk ASR Reject	
Products	Trunks: <ul style="list-style-type: none"> • Interconnection Trunks (CLEC) (\leq 192 Forecasted Trunks) • Interconnection Trunks (CLEC) ($>$ 192 and Unforecasted Trunks and Projects) 	
Calculation	Numerator	Denominator
	Number of rejected trunk orders that meet reject trunk standard (less than or equal to seven (7) business days).	Number of rejected trunk orders for less than or equal to 192 trunks.

Deleted: VZEAST201003
Deleted: NY200909Version
Deleted: 17

Function:		
Definition:		
Exclusions:		
•		
Performance Standard:		
Report Dimensions:		
•		
Sub-Metrics		

Deleted: VZEAST201003
 Deleted: NY200909Version
 Deleted: 17

Function:					
OR-4 Timeliness of Completion Notification					
Definition:					
Refer to the <i>Definition</i> listed next to each OR-4 sub-metric (OR-4-11, OR-4-16, and OR-4-17) for a description of the measurement included in the sub-metrics. If the Provisioning Completion Notifier / Billing Completion Notifier (PCN/BCN) is resent because the problem is at the CLEC end (e.g. CLEC systems could not receive transactions), the time stamp is the first time the PCN/BCN was sent.					
Exclusions:					
<ul style="list-style-type: none"> • Verizon Test Orders • Orders not received through the Verizon NetLink EDI system. This includes orders transmitted manually, and orders submitted through the WEB GUI (LSI/W) • Special Project PONs (if applicable) per the process documented in Appendix S. • Sub-metric OR-4-11 <i>only</i> includes the following additional exclusion: Any product that is not designed to generate a PCN and a BCN. 					
Performance Standard:					
Metric OR-4-11: 0.25% of PONs that received neither a PCN nor a BCN within two (2) business days from the SOP posting of the provisioning of the last service order associated with a specific PON. Metric OR-4-16: 95% of PCNs sent within one (1) business day. Metric OR-4-17: 95.5% of BCNs sent within: Two (2) business days for EDI BCNs on order(s) not in bill cycle hold Four (4) business days for EDI BCNs on order(s) in bill cycle hold					
Report Dimensions:					
Company: <ul style="list-style-type: none"> • CLEC Aggregate • CLEC Specific 	Geography: <ul style="list-style-type: none"> • State Specific 				
Sub-Metrics Timeliness of Completion Notification					
OR-4-11 % Completed orders with neither a PCN nor BCN sent					
Description	The percent of EDI PONs for which the last service order has been <i>provisioning completed</i> in the Verizon Service Order Processing (SOP) system. The elapsed time begins with the Provisioning completion in SOP of the last service order associated with a specific PON. The PCN and the BCN are considered sent when the Verizon Netlink system initiates the send of the completed notifier to the CLEC. The notifier is considered sent when it is time-stamped after EDI translation and encryption, immediately prior to transmission to the CLEC. If no PCN and no BCN have been sent in two (2) business days after <i>provisioning completion</i> , the order will be captured here in this measure.				
Products	CLEC Aggregate: <ul style="list-style-type: none"> • EDI 				
Calculation	<table border="1" style="width: 100%;"> <thead> <tr> <th style="width: 50%;">Numerator</th> <th style="width: 50%;">Denominator</th> </tr> </thead> <tbody> <tr> <td>Number of EDI PONs completed that have produced neither a PCN nor a BCN within two (2) business days after the last service order has been updated as <i>provisioning completed</i> in SOP.</td> <td>Total number of EDI PONs for which the last service order has been updated as <i>provisioning completed</i> in SOP in a month.</td> </tr> </tbody> </table>	Numerator	Denominator	Number of EDI PONs completed that have produced neither a PCN nor a BCN within two (2) business days after the last service order has been updated as <i>provisioning completed</i> in SOP.	Total number of EDI PONs for which the last service order has been updated as <i>provisioning completed</i> in SOP in a month.
Numerator	Denominator				
Number of EDI PONs completed that have produced neither a PCN nor a BCN within two (2) business days after the last service order has been updated as <i>provisioning completed</i> in SOP.	Total number of EDI PONs for which the last service order has been updated as <i>provisioning completed</i> in SOP in a month.				

Deleted: VZEAST201003

Deleted: NY200909Version

Deleted: 17

Sub-Metrics Timeliness of Completion Notification, continued		
OR-4-16 % Provisioning Completion Notifiers sent within one (1) Business Day		
Description	The percent of EDI Provisioning Completion Notifiers (PCNs) sent within one business day of work order completion (WFA completion date) in the Verizon Service Order Processing (SOP) system. The elapsed time begins with the Provisioning work completion (in WFA as noted in the Verizon SOP system) of the last service order associated with a specific PON. The PCN is considered sent when the Verizon Netlink system initiates the send of the completed notifier to the CLEC. The notifier is considered sent when it is time-stamped after EDI translation and encryption, immediately prior to the transmission to the CLEC. The PCNs shall be considered to be timely if Verizon provides them within one business day of the Work Order Completion (WFA completion date) in SOP.	
Products	CLEC Aggregate: <ul style="list-style-type: none"> • EDI 	
Calculation	Numerator	Denominator
	Number of EDI PONs completed that produce a PCN within one (1) business day after Work Completion in WFA.	Total number of EDI PONs for which the last service order has been updated as <i>provisioning completed</i> in the Service Order Processor (SOP) in a month.
OR-4-17 % Billing Completion Notifiers sent on time		
Description	The percent of EDI Billing Completion Notifiers (BCNs) sent within the following intervals: <ul style="list-style-type: none"> • For EDI BCNs on order(s) not in bill cycle hold: Two (2) business days from the provisioning order completion in the Verizon SOP system. • For EDI BCNs on order(s) in bill cycle hold: Four (4) business days from the provisioning order completion in the Verizon SOP system. <p>The elapsed time begins with the completion in the Verizon SOP system of the last service order associated with (provisioning) a specific PON. The BCN is considered sent when the Verizon Netlink system initiates the send of the completed notifier to the CLEC. The notifier is considered sent when it is time-stamped after EDI translation and encryption, immediately prior to transmission to the CLECs. The BCNs shall be considered to be timely if Verizon provides them within the intervals specified above.</p>	
Products	CLEC Aggregate: <ul style="list-style-type: none"> • EDI 	
Calculation	Numerator	Denominator
	Number of EDI PONs completed that produce a BCN within the specified intervals after SOP provisioning completion update.	Total number of EDI PONs for which the last service order has been updated as <i>provisioning completed</i> in the Service Order Processor (SOP) in a month.

- Deleted: VZEAST201003
- Deleted: NY200909Version
- Deleted: 17

Function:		
OR-5 Percent Flow-Through		
Definition:		
<p>This metric measures the percent of valid orders (submitted via LSR in the report month) received through the electronic ordering interface (example includes: Request Manager) that processed directly through to the legacy Service Order Processor system (SOP) and were confirmed without manual intervention. These confirmations require no action by a Verizon service representative to input an order into SOP. This is also known as Ordering flow-through.</p> <p>% Flow-through Achieved: Percent of valid orders received through the electronic ordering interface (Request Manager) that are designed to flow-through and actually flow-through, but excluding those orders that do not flow-through due to CLEC errors.</p> <p>Appendix H contains a summary of order types that flow-through for VZ and CLECs. Orders designed to flow-through may also fall-out for both VZ and CLECs. Non-flow-throughs include orders that require manual intervention to ensure that the correct action is taken.</p> <p>Note: Rejected Orders (orders failing basic front-end edits) submitted via LSR are not considered to be a valid confirmed order, and therefore are not included in the calculation. ASRs do not flow-through by design, and are not included in the OR-5 metric.</p>		
Exclusions:		
<ul style="list-style-type: none"> • VZ Test Orders • Special Project PONs (if applicable) per the process documented in Appendix S. <p>From Achieved Flow-through:</p> <ul style="list-style-type: none"> • Orders not eligible to flow-through <ul style="list-style-type: none"> Note: Order types that are designed to flow-through are specified in the scenarios documented in Appendix H. • Orders with CLEC input errors in violation of published business rules 		
Performance Standard:		
OR-5-01: No standard		
OR-5-03: 95%		
Report Dimensions:		
Company:		Geography:
<ul style="list-style-type: none"> • CLEC Aggregate 		<ul style="list-style-type: none"> • State Specific
Sub-Metrics:		
OR-5-01 % Flow-through – Total		
Products	Resale	<ul style="list-style-type: none"> • UNE POTS Loop • UNE POTS Other
Calculation	Numerator	Denominator
	Sum of all orders that flow-through for specified product.	Total number of LSR records (confirmed orders) for specified product.
OR-5-03 % Flow-through Achieved		
Products	Resale	<ul style="list-style-type: none"> • UNE POTS Loop • UNE POTS Other
Calculation	Numerator	Denominator
	Number of orders that flow-through for specified product.	Number of confirmed flow-through eligible orders.

Deleted: VZEAST201003

Deleted: NY200909Version

Deleted: 17

Function:
OR-6 Order Accuracy
Definition:
This metric measures the percent of orders completed as ordered by the CLEC. Two (2) dimensions are measured. The first is a measure of order confirmations sent from Verizon to the CLEC with error. The second measure is focused on the percent of fields populated correctly on the Verizon order.
Methodology:
For sub-metric OR-6-01, VZ uses a manual audit process of sampled orders. A random sample of approximately 300 orders for Resale and UNE Loop/Complex/LNP each month, (15 orders randomly sampled each business day) are pulled from Request Manager (for Order Accuracy). VZ compares required fields on the latest version of the LSR to the completed Verizon Service Order(s) ¹² . Refer to Appendix M for a list of fields reviewed by Verizon.
Samples are identified using random number generation from Verizon's Wholesale Ordering systems.
For sub-metric OR-6-03, the measure is a percentage of all confirmations sent due to Verizon error against the total number of confirmations sent in the reporting month.
The OR-6-04 sub-metric is reported in the following states only: DC, MD, RI and VA.
Exclusions:
<ul style="list-style-type: none"> Orders entered by the CLEC that flow-through.
Performance Standard:
OR-6-01: 95% orders without Verizon errors.
OR-6-03: not more than 5% of LSRCs resent due to Verizon error.
OR-6-04: The state specific standards for sub-metric OR-6-04 are as follows:
VA: 98%
DC & RI: 95%
MD: September 2004 through August 2005: 97%
MD: September 2005: 98%

Deleted: ,
Deleted: and WV

Deleted: & WV

¹² For the due date field, Verizon compares the Local Service Request Confirmation (LSRC) to the completed Verizon service order(s).

Deleted: VZEAST201003
Deleted: NY200909Version
Deleted: 17

Report Dimensions:

<p>Company:</p> <ul style="list-style-type: none"> CLEC Aggregate 	<p>Geography:</p> <p>OR-6-01:</p> <ul style="list-style-type: none"> Verizon North: NY, CT, MA and RI PA, DE: PA/DE [Combined] NJ: State Specific MD, DC, VA; MD, DC, VA, [Combined] <p>OR-6-03: State Specific</p> <p>OR-6-04:</p> <ul style="list-style-type: none"> MD, DC, VA, RI: State Specific <p>Note 1: OR-6-03 is reported at a state specific level for both Resale and UNE</p>
--	---

Deleted: , WV
Deleted: , WV

Deleted: WV,

Sub-Metrics

OR-6-01	% Service Order Accuracy	
Products	<ul style="list-style-type: none"> Resale and UNE Loop/Complex/LNP (combined) 	
Calculation:	Numerator	Denominator
	Number of orders sampled minus orders with errors for specified product.	Number of orders sampled for specified product.
OR-6-03	% Accuracy – LSRC	
Products	Resale	UNE: <ul style="list-style-type: none"> Loop/Complex/LNP
Calculation	Numerator	Denominator
	Number of LSRCs resent due to error.	Number of LSRCs.

Deleted: VZEAST201003
Deleted: NY200909Version
Deleted: 17

OR-6-04	% Accuracy – Directory Listing¹³	
Definition	A statistically valid random sample of approximately 400 Directory Listing Orders (20 orders randomly sampled each business day) per product are pulled from Request Manager.	
Products	MD & VA: <ul style="list-style-type: none"> • Standalone Directory Listings¹⁴ • Other Directory Listing Orders (orders other than stand-alone directory listing orders) DC & RI: <ul style="list-style-type: none"> • All orders with Directory Listing Modifications 	
Calculation	Numerator	Denominator
	Number of orders sampled for Directory Listings minus orders with errors.	Number of Directory Listing orders sampled.

Deleted: , WV

¹³ Refer to a list of the fields that are reviewed for the Directory Listing measurement is set out in Appendix M.

¹⁴ Stand-alone Directory Listing Orders are orders that are issued by a CLEC for directory listings only and that do not include a request with regard to other services. Verizon will begin to report the separate measurement for Stand-alone Directory Listing Orders when Verizon has deployed the ability to perform this measurement on a mechanized basis. Prior to the time that Verizon begins to report the separate measurement for Stand-alone Directory Listing Orders, Verizon will include Stand-alone Directory Listing Orders in its measurement of Other Directory Listing Orders.

Deleted: VZEAST201003

Deleted: NY200909Version

Deleted: 17

Function:		
Definition:		
Exclusions:		
•		
Report Dimensions:		
•	•	
Performance Standard:		
Sub-Metrics		
		•

Deleted: VZEAST201003
Deleted: NY200909Version
Deleted: 17

Function:		
Definition:		
Exclusions:		
Report Dimensions:		
•	•	
Performance Standard		
Sub-Metrics		
	•	•

Deleted: VZEAST201003
Deleted: NY200909Version
Deleted: 17

Function:	
Definition:	
Exclusions:	
Report Dimensions:	
•	•
Performance Standard:	
Sub-Metrics:	
•	•

Deleted: VZEAST201003
Deleted: NY200909Version
Deleted: 17

Function:**OR-10 PON Notifier Exception Resolution Timeliness****Definition:**

The OR-10 sub-metrics measure the percent of Netlink EDI PON Notifier Exceptions resolved within three (3) business days and ten (10) business days from the day of receipt of the completed PON Notifier Exception trouble ticket template with the PONs in question enumerated with the appropriate identification.

The elapsed time begins with receipt at the Verizon Wholesale Customer Care Center of a completed PON Notifier Exception trouble ticket template with the PONs in question enumerated with the appropriate identification for EDI notifiers (i.e., order acknowledgement (ACK), order confirmation (LSC), provisioning completion (PCN), or billing completion (BCN) notices).

PON Notifier Exceptions received after 5:00PM will be considered received the next business day.

The PON Notifier Exception is considered resolved when Verizon has either:

1. Sent or resent the requested notifier or higher notifier. If the notifier cannot be resent due to CLEC system availability or capacity, then the PON Notifier Exception shall be considered resolved when the resend was attempted as demonstrated in Verizon's log files (copies of these files will be available to CLECs on request).
2. Requested the CLEC to resubmit the PON if no Verizon notifiers have been generated.
3. Completed the investigation showing that the next action is a CLEC action and that the CLEC has been sent or resent the notifier for the action required (E.g. Query, Jeopardy), or Status File for Duplicate, earlier or later version of PON has been worked, PON previously cancelled, invalid PON number.
4. Completed work that will allow the PON to proceed to the next step in the business process, and sent the appropriate notifier to the CLEC.
5. Notified the CLEC that the Confirmed Due Date plus the notifier production interval has not yet passed for requested PON Notifier (PCNs, and BCNs) and provided the current work status of the PON (i.e. Provisioning Completed, Notifier not yet produced). For PCNs and BCNs, Trouble Tickets are not to be initiated prior to or on the Confirmed Due Date; any Trouble Ticket initiated prior to the Confirmed Due Date is automatically considered resolved when the CLEC is provided with electronic notification that the initiation date is prior to the Confirmed Due Date.

CLEC notification for items 2, 3, 4, and 5, will be accomplished via a daily file sent from Verizon to the individual CLEC. This notification file will be sent every day by 5:00PM. For the purposes of this metric the PON Notifier Exception(s) trouble ticket templates for Acknowledgements must be submitted within five (5) business days of the PON sent date. PON Notifier Exceptions for confirmations must be reported within 30 business days of the PON sent date. PON Notifier Exceptions for PCNs, and BCNs must be reported to Verizon within 30 business days of the PON Confirmed Due Date.

Deleted: VZEAST201003

Deleted: NY200909Version

Deleted: 17

60

Exclusions:					
<ul style="list-style-type: none"> • Non NetLink EDI PON Exception Notifier Trouble Tickets. • Any request for Notifier for orders due/complete more than 30 business days old. • Orders for Products/Services that are not designed to produce the requested notifier (e.g. LIDB). 					
Performance Standard:					
OR-10-01: 95% resolved within three (3) business days.					
OR-10-02: 99% resolved within ten (10) business days.					
Report Dimensions					
Company: <ul style="list-style-type: none"> • CLEC Aggregate • CLEC Specific 	Geography: <ul style="list-style-type: none"> • State Specific These sub-metrics are reported at a state specific level.				
Sub-Metrics					
OR-10-01	% of PON Exceptions Resolved Within Three (3) Business Days				
Products for OR-10-01 and OR-10-02	All combined				
Calculation					
	<table border="1"> <thead> <tr> <th>Numerator</th> <th>Denominator</th> </tr> </thead> <tbody> <tr> <td>Number of PON Notifier Exceptions resolved within three (3) business days.</td> <td>Total number of PON Notifier Exceptions resolved in Partner Solutions Customer Care (PSCC) in the reporting month less resolved PON Notifier Exceptions that were included as unresolved PON Notifier Exceptions in the previous month's denominator for metric OR-10-02.</td> </tr> </tbody> </table>	Numerator	Denominator	Number of PON Notifier Exceptions resolved within three (3) business days.	Total number of PON Notifier Exceptions resolved in Partner Solutions Customer Care (PSCC) in the reporting month less resolved PON Notifier Exceptions that were included as unresolved PON Notifier Exceptions in the previous month's denominator for metric OR-10-02.
Numerator	Denominator				
Number of PON Notifier Exceptions resolved within three (3) business days.	Total number of PON Notifier Exceptions resolved in Partner Solutions Customer Care (PSCC) in the reporting month less resolved PON Notifier Exceptions that were included as unresolved PON Notifier Exceptions in the previous month's denominator for metric OR-10-02.				
OR-10-02	% of PON Exceptions Resolved Within ten (10) Business Days				
Calculation					
	<table border="1"> <thead> <tr> <th>Numerator</th> <th>Denominator</th> </tr> </thead> <tbody> <tr> <td>Number of PON Notifier Exceptions resolved within ten (10) business days.</td> <td>Total Number of PON Notifier Exceptions resolved in Partner Solutions Customer Care (PSCC) in the reporting month plus unresolved PON Notifier Exceptions greater than ten (10) business days.</td> </tr> </tbody> </table>	Numerator	Denominator	Number of PON Notifier Exceptions resolved within ten (10) business days.	Total Number of PON Notifier Exceptions resolved in Partner Solutions Customer Care (PSCC) in the reporting month plus unresolved PON Notifier Exceptions greater than ten (10) business days.
Numerator	Denominator				
Number of PON Notifier Exceptions resolved within ten (10) business days.	Total Number of PON Notifier Exceptions resolved in Partner Solutions Customer Care (PSCC) in the reporting month plus unresolved PON Notifier Exceptions greater than ten (10) business days.				

Deleted: VZEAST201003
 Deleted: NY200909Version
 Deleted: 17

Function:					
OR-11 Timeliness of Provider Notification Report					
Definition:					
<p>The number of transmission days from the effective date of the line loss to the date that the notification information is made available to the CLEC on the Provider Notification (PN) Report. Measured in percentage of notification records transmitted within the time standard, this measurement indicates whether the CLEC was promptly notified that a customer migrated to another provider. The interval measured starts with the SOP update that the physical/provisioning migration to the gaining carrier has been completed and ends when a loss notification is transmitted to the losing CLEC. PN Reports will be provided to CLECs each transmission day by one of the three alternatives specified below. The PN process starts with collection of the previous calendar day's completed service orders with disconnect activity from the SOP. Information is then held from two (2) to five (5) days for a matching order with new connect activity prior to being included in a PN Report. Non-transmission day and holiday PN is reported on the next transmission day. PN for CLECs is reported at the same time as Verizon's. Orders with disconnect activity held greater than five (5) days are moved to the Provider Notification report.</p>					
Note:					
<p>Verizon offers its CLEC customers the option of receiving PN Reports through the Network Data Mover (NDM) /Connect Direct, EDI, and Customer Wholesale Portal (CWP) processes. The time of report delivery will be defined as:</p> <ul style="list-style-type: none"> For the NDM and EDI processes, the delivery time will be considered to be the date/time stamp in the message header. This date/time stamp represents Verizon's first attempt to send the report to the CLEC. For CWP, the delivery time will be considered to be the create time shown in the file directory. 					
Exclusions:					
<ul style="list-style-type: none"> Verizon Test Orders 					
Formula:					
(Total loss records in "y" transmission days divided by the total records on file) multiplied by 100					
Performance Standard:					
OR-11-01: 95% in two (2) Calendar Days					
Report Dimensions					
Company: <ul style="list-style-type: none"> CLEC Aggregate CLEC Specific 	Geography: <ul style="list-style-type: none"> State Specific 				
Sub-Metrics					
OR-11-01 % Resale Provider Notifications in Days					
Products:	<ul style="list-style-type: none"> Resale 				
Calculation	<table border="1" style="width: 100%;"> <thead> <tr> <th style="width: 50%;">Numerator</th> <th style="width: 50%;">Denominator</th> </tr> </thead> <tbody> <tr> <td>Number of loss notices sent on daily PN reports processed during month, where the difference between the Effective Date and the report date is equal to or less than two (2) calendar days.</td> <td>Number of Loss Records on PN Reports transmitted during the month.</td> </tr> </tbody> </table>	Numerator	Denominator	Number of loss notices sent on daily PN reports processed during month, where the difference between the Effective Date and the report date is equal to or less than two (2) calendar days.	Number of Loss Records on PN Reports transmitted during the month.
Numerator	Denominator				
Number of loss notices sent on daily PN reports processed during month, where the difference between the Effective Date and the report date is equal to or less than two (2) calendar days.	Number of Loss Records on PN Reports transmitted during the month.				

Deleted: VZEAST201003

Deleted: NY200909Version

Deleted: 17

Function:		
OR-12 % Accuracy White Pages Directory Listings (Applicable to RI only)		
Definition:		
<p>This metric measures the accurate provisioning of LSR and DL orders (LSR/DL) that result in the update of Directory Listings in the Verizon White Pages. Changes to the White Pages Directory Listings that were not authorized by a LSR/DL are also measured and counted as errors. The measurement is based on CLEC Directory Listings without CLEC reported errors as a percent of CLEC Directory Listings.</p> <p>"Directory Listing" means a CLEC customer's name, address and telephone number.</p> <p>"Error" means: the omission from the directory of a Directory Listing that the CLEC requested be included in the directory; the inclusion in the directory of a Directory Listing that the CLEC requested be excluded from the directory; incorrect telephone number; incorrect address; or, incorrect name. "Errors" include only errors that are attributable to Verizon and that are reported by a CLEC to Verizon's applicable Directory Listing error reporting interface, along with a copy of the applicable LSR/DL.¹⁵ "Errors" do not include any Directory Listing that was provisioned in accordance with the applicable LSR or DL.</p> <p>The data included each month are for directories published in the third calendar month prior to the current data month. CLECs have at least three months after book publishing to report errors for inclusion in this metric.¹⁶</p>		
Exclusions:		
<ul style="list-style-type: none"> • VZ Test Orders • Directory Listing errors that were in the previous published directory and for which the CLEC did not submit a correcting LSR/DL after the publication of the previous published directory. • Directory Listing errors that were incorrect on the LVR and not reported by the CLEC to Verizon for correction by the close out date for the Directory. 		
Performance Standard:		
OR-12-01: 97% Accuracy		
Report Dimensions:		
Company:		Geography:
<ul style="list-style-type: none"> • CLEC Aggregate on a per directory basis 		<ul style="list-style-type: none"> • State Specific
Sub-Metrics:		
OR-12-01 % Accuracy White Pages Directory Listings		
Products	ALL	
Calculation	Numerator	Denominator
	Number of Published Directory Listings in White Pages plus CLEC reported Directory Listings omitted in error plus Non-Published Directory Listings, minus number of Directory Listings with CLEC reported Verizon errors.	Number of Published Directory Listings in White Pages plus CLEC reported Directory Listings omitted in error plus Non-Published Directory Listings.

Note: OR-12-01 is a tracking metric for a trial period after which it will be evaluated to determine if it captures both the appropriate performance and measures it meaningfully.

¹⁵ If a listing changed from the prior directory and should not have changed (for example, there was no LSR/DL activity), then the prior directory would be referenced.
¹⁶ For example, all directories published in June could have errors reported in June, July, August and September and the % accuracy for the directories published in June would be reported in the report for the September data month.

Deleted: VZEAST201003
Deleted: NY200909Version
Deleted: 17

Function:		
OR-13 % of Large Job Hot Cut Project Negotiations Completed		
Definition:		
<p>This sub-metric measures the time between a request for a Large Job and a Verizon response with a proposed schedule. The proposed schedule includes the count of lines by wire center by due date. The CLEC request will contain three elements:</p> <ul style="list-style-type: none"> the Central Office(s) of the Hot Cuts, the number of lines to be cut, and the requested date and start time of the cut. <p>Verizon is required to respond by 5:00PM on the fourth business day after receipt of the CLEC request.</p>		
Exclusions:		
<ul style="list-style-type: none"> VZ Test Orders Verizon Administrative orders For Verizon North only: Additional segments on orders (parts of a whole order are included in the whole) <p>Negotiations that are not complete. (Negotiations are included in the month that they are complete)</p>		
Performance Standard:		
OR-13-01: 98% within four business days		
Report Dimensions		
Company: <ul style="list-style-type: none"> CLEC Aggregate CLEC Specific 		Geography: <ul style="list-style-type: none"> State Specific
Sub-Metrics		
OR-13-01 % of Large Job Hot Cut Project Negotiations Completed		
Products	UNE: <ul style="list-style-type: none"> Loop- Large Job Hot Cut 	
Calculation	Numerator	Denominator
	Number of negotiations completed within four (4) business days from receipt of request with a date and time stamp.	Number of requests sent for negotiation request.

Deleted: VZEAST201003
Deleted: NY200909Version
Deleted: 17

Section 3
Provisioning Performance
(PR)

Function	Number of Sub-metrics
PR-1 Average Interval Offered	7
PR-3 Completed within Specified Number of Days (1-5 Lines)	9
PR-4 Missed Appointments	8
PR-5 Facility Missed Orders	2
PR-6 Installation Quality	3
PR-8 Percent Open Orders in a Hold Status	1
PR-9 Hot Cut Performance	3

Deleted: VZEAST201003

Deleted: NY200909Version

Deleted: 17

Function:**PR-1 Average Interval Offered****Definition:**

This metric measures the average interval offered for completed and cancelled orders. The PR-1 sub-metric calculations for the report month include Orders that are complete in the billing system. (Orders that are not billing completed in the report month are not included in PR-1 calculations). For POTS and Specials, the Average Interval Offered is also known as the Average Appointed Interval. The average number of business days between order application date and committed due date (appointment date). The application date is the date that a valid service request is received. **Note:** Orders received after 5:00PM are counted as received the next business day.

Complex Orders include:

- 2-Wire Digital Services (ISDN)
- 2-Wire xDSL Loops for UNE.

Specials Orders include: All Designed circuits which include (but are not limited to) such services as high capacity services (DS1 or DS3), primary rate ISDN, 4-Wire xDSL services, digital services, and private lines or foreign served services (a line physically in one exchange, served by another through a circuit). EEL and IOF are reported separately from Specials in sub-metric PR-1-09.

Trunks: The amount of time in business days between receipt of a clean ASR (received date restarted for each SUPP) and DD committed to from FOC. Measures service orders completed between the measured dates.

Notes:

- (1) The offered intervals for cancelled orders are counted in the month during which the cancellation occurs.
- (2) Sub-metrics reported according to line size groupings will be based on the total lines in the orders.

Exclusions:

- VZ Test Orders.
- Orders with the X appointment code. The X appointment code is used for customer requested or negotiated intervals beyond the standard appointment interval.
- Verizon Administrative orders.
- Orders with invalid intervals (e.g. *Negative intervals or intervals over 200 business days – indicative of typographical error*).
- For Verizon North only: Additional segments (pages or sections on individual orders) on orders (parts of a whole order are included in the whole).
- Special Project PONs (if applicable) per the process documented in Appendix S.
- Orders requiring manual loop qualification (does not apply to disconnect orders).
 - Note:** 2-Wire Digital and 2-Wire xDSL orders that require a manual loop qualification have an R populated in the **Required** field of the LR (indicating that a manual loop qualification is required).
- Disconnects are excluded from all sub-metrics.

Deleted: VZEAST201003

Deleted: NY200909Version

Deleted: 17

Performance Standard:

PR-1-01 through PR-1-09 (except for both PR-1-01 and PR-1-02 UNE 2-Wire xDSL Loops, and PR-1-09 UNE IOF, EEL – Backbone, and EEL – Loop): Parity with VZ Retail.

PR-1-01 and 1-02, UNE 2-Wire xDSL Loops: No Standard.

PR-1-09 UNE IOF, UNE EEL – Backbone and EEL – Loop: No standard. Refer to the EEL and IOF legends on the C2C report templates.

PR-1-13: No Standard

The published interval for one (1) to five (5) xDSL loops is six (6) business days (pre-qualified) Refer to the URL matrix at the beginning of the guidelines to obtain the specific URLs for Resale, UNE, and Collocation product interval guides.

Report Dimensions:

Company:

- CLEC Aggregate
- CLEC Specific

Geography:

- State Specific

Sub-Metrics – PR-1 Average Interval Offered**PR-1-01 Average Interval Offered – Total No Dispatch**

Products

Resale:

- POTS: Residence
- POTS: Business
- 2-Wire Digital Services

UNE:

- 2-Wire Digital Services
- 2-Wire xDSL Loops

Calculation:

Numerator

Denominator

Sum of committed DD minus the application date for orders without an outside dispatch in product groups.

Number of orders without an outside dispatch in product groups.

PR-1-02 Average Interval Offered – Total Dispatch

Products

Resale:

- 2-Wire Digital Services

UNE:

- 2-Wire Digital Services
- 2-Wire xDSL Loops

Calculation

Numerator

Denominator

Sum of committed DD minus application date for orders with an outside dispatch in product groups.

Number of orders with an outside dispatch in product groups.

Deleted: VZEAST201003

Deleted: NY200909Version

Deleted: 17

Sub-Metrics – PR-1 Average Interval Offered (continued)		
PR-1-03 Average Interval Offered – Dispatch one (1) to five (5) Lines		
Products	Resale: • POTS: Residence • POTS: Business	UNE: • POTS – Loop – Total
Calculation	Numerator	Denominator
	Sum of committed DD minus application date for POTS orders with an outside dispatch in product groups for orders with one (1) to five (5) lines.	Number of POTS orders with an outside dispatch in product groups for orders with one (1) to five (5) lines.
PR-1-04 Average Interval Offered – Dispatch six (6) to nine (9) Lines		
Products	Resale: • POTS – Total	UNE: • POTS – Loop – Total
Calculation	Numerator	Denominator
	Sum of committed DD minus application date for POTS orders with an outside dispatch in product groups for orders with six (6) to nine (9) lines.	Number of POTS orders with an outside dispatch in product groups for orders with six (6) to nine (9) lines.
PR-1-05 Average Interval Offered – Dispatch (≥ 10 Lines)		
Products	Resale: • POTS – Total	UNE: • POTS – Loop – Total
Calculation	Numerator	Denominator
	Sum of committed DD minus application date for POTS orders with an outside dispatch in product groups for orders with 10 or more lines.	Number of POTS orders with an outside dispatch in product groups for orders with 10 or more lines.
	•	•
	•	•

Deleted: VZEAST201003
Deleted: NY200909Version
Deleted: 17

Sub-Metrics – PR-1 Average Interval Offered (continued)			
	•		•
PR-1-09 Average Interval Offered – Total			
Products	Resale: • DS0	UNE: • IOF • EEL – Backbone • EEL – Loop • DS0 • DS1	CLEC Trunks: • Interconnection Trunks ((CLEC) ≤ 192 Trunks) • Interconnection =Trunks ((CLEC) > 192 and Unforecasted Trunks)
Calculation	Numerator		Denominator
	Sum of committed DD minus application date for product group orders.		Number of orders for product group.
	•		•
PR-1-13 Average Interval Offered – Hot Cuts – No Dispatch			
Products	UNE: • POTS Loop – Basic Hot Cut (21 lines and greater) •		
Calculation	Numerator		Denominator
	Sum of committed DD minus application date for product group.		Number of orders for product group.

Deleted: VZEAST201003
 Deleted: NY200909Version
 Deleted: 17

Function:**PR-3 Completed within Specified Number of Days****Definition:**

This metric measures the percent of POTS orders completed in specified number (by metric) of business days, between application and work completion dates. The application date is the date (day zero (0)) that a valid service request is received. **Note:** Orders received after 5:00PM are counted as received the next business day.

The PR-3 sub-metric calculations for the report month include orders that are complete in the billing system. (Orders that are not billing completed are not included in PR-3 calculations). **Note:** For PR-3-08 UNE Basic Hot Cut Loops, orders in the calculation are based on physical work completion.

Exclusions:

- VZ Test Orders.
- Disconnect Orders.
- Orders with the X appointment code. The X appointment code is used for customer requested or negotiated intervals beyond the standard appointment interval.
- Verizon Administrative orders.
- Orders with invalid intervals (e.g. *Negative Intervals or intervals over 200 business days – indicative of typographical error*).
- For Verizon North only: Additional Segments on orders (parts of a whole order are included in the whole).
- Orders completed late due to any end-user or CLEC caused delay.
- Coordinated cut-over Unbundled Network Elements such as loops or number portability orders. (This exclusion applies to all PR-3 sub-metrics except PR-3-08, PR-3-11, PR-3-12, and PR-3-13).
- Special Project PONs (if applicable) per the process documented in Appendix S.
- For sub-metrics PR-3-10 2-Wire Digital, and 2-Wire xDSL Loop, orders that require a manual loop qualification (does not apply to disconnect orders).

Note: 2-Wire Digital and 2-Wire xDSL Loop orders that require manual loop qualification have an R populated in the **Required** field of the LSR (indicating that a manual loop qualification is required).

For 2-Wire Digital and 2-Wire xDSL Loop only:

- Orders missed due to facility reasons.

Performance Standard:

PR-3-01, PR-3-06, and PR-3-09: Parity with VZ Retail.

PR-3-08: Basic Hot Cut Loops (1-10 lines): 95%

PR-3-10: 2-Wire Digital Loops: Parity with Retail

PR-3-10: 2-Wire xDSL Loops: 95%

PR-3-11: 95%

PR-3-12: No Standard

PR-3-13: 98%

Refer to the URL matrix at the beginning of the C2C guidelines for the specific URLs for products and intervals in effect at the time of the compliance filing.

Deleted: VZEAST201003

Deleted: NY200909Version

Deleted: 17

70

Report Dimensions		
Company:	Geography:	
<ul style="list-style-type: none"> CLEC Aggregate CLEC Specific 	<ul style="list-style-type: none"> State Specific 	
Sub-Metrics		
PR-3-01 % Completed in one (1) Day one (1) to five (5) Lines – No Dispatch		
Products	Resale:	
	<ul style="list-style-type: none"> POTS – Total 	
Calculation	Numerator	Denominator
	Number of No Dispatch POTS orders with one (1) to five (5) lines where completion date minus application date is one (1) or fewer days.	Number of No Dispatch POTS orders with one (1) to five (5) lines.
PR-3-06 % Completed in three (3) Days one (1) to five (5) Lines – Dispatch		
Products	Resale:	UNE:
	<ul style="list-style-type: none"> POTS – Total 	<ul style="list-style-type: none"> POTS Loop - New
Calculation	Numerator	Denominator
	Number of Dispatch POTS orders with one (1) to five (5) lines where completion date minus application date is three (3) or fewer days.	Number of Dispatch POTS orders with one (1) to five (5) lines.
PR-3-08 % Completed in five (5) days No Dispatch		
Products	UNE:	
	<ul style="list-style-type: none"> Basic Hot Cut Loops (1-10 lines) 	
Calculation	Numerator	Denominator
	Number of No Dispatch POTS Basic Hot Cut Loop orders with one (1) to ten (10) lines where completion date minus application date is five (5) or fewer days.	Number of No Dispatch POTS Basic Hot Cut Loop orders with one (1) to ten (10) lines.

Deleted: VZEAST201003
Deleted: NY200909Version
Deleted: 17

**Sub-Metrics PR-3 % Completed within Specified Number of Days (1-5 Lines)
(continued)**

PR-3-09 % Completed in five (5) Days one (1) to five (5) Lines – Dispatch		
Products	Resale: • POTS – Total	UNE: • POTS Loop – New
Calculation	Numerator	Denominator
	Number of POTS orders with one (1) to five (5) lines where completion date minus application date is five (5) or fewer days.	Number of Dispatch POTS orders with one (1) to five (5) lines.
PR-3-10 % Completed in six (6) Days one (1) to five (5) Lines – Total		
Products	UNE: • 2-Wire xDSL Loops • 2-Wire Digital Loops	
Calculation	Numerator	Denominator
	Number of orders (by specified product) with one (1) to five (5) lines where completion date minus application date is six (6) or fewer days.	Number of orders (by specified product) with one (1) to five (5) lines.
PR-3-11 % Completed in 10 Business Days		
Products	UNE: • POTS Loop Basic Hot Cut (11 to 20 lines)	
Calculation	Numerator	Denominator
	Number of Basic Hot Cut Loop (11 to 20 lines) orders where the completion date minus application date is 10 or fewer business days.	Number of Basic Hot Cut Orders for 11 to 20 lines.
PR-3-12 % Completed in 15 Business Days		
Products	UNE: • POTS Loop Large Job Hot Cut (1-5 lines) • POTS Loop Large Job Hot Cut (6 or more lines)	
Calculation	Numerator	Denominator
	Number of Large Job Hot Cut Loop orders (by line size group above) where the completion date minus the application date is 15 or fewer business days.	Number of Large Job Hot Cut Loop orders (by lines size group above).
PR-3-13 % Completed in 26 Business Days		
Products	UNE: • POTS Loop Large Job Hot Cut (1-5 lines) • POTS Loop Large Job Hot Cut (6 or more lines)	
Calculation	Numerator	Denominator
	Number of Large Job Hot Cut Loop orders (by line size group above) where the completion date minus the application date is 26 or fewer business days.	Number of Large Job Hot Cut Loop orders (by lines size group above).

Deleted: VZEAST201003

Deleted: NY200909Version

Deleted: 17

Function:	PR-4 Missed Appointments
Definition:	<p>This metric measures the Percent of Orders completed after the due date. The PR-4 sub-metric calculations for the report month include Orders that are complete in the billing system. (Orders that are not billing completed in the report month are not included in the PR-4 calculations). Note: This does not apply to the following metrics, which are calculated based on physical work completion: Interconnection Trunks (CLEC) PR-4-02, PR-4-03, and PR-4-15.</p> <p>For LNP: The percent of orders completed on time (not early)</p> <p>xDSL Loops are considered complete if completed on time on the due date. After completing the installation of a UNE 2-Wire xDSL Loop, Verizon will perform a cooperative continuity test for those CLECs that participate, as described in Appendix T of the C2C guidelines. The use of a DD-2 test or a CLECs 800 #, or a CLEC's serial number has no impact in the determination of a completed xDSL Loop.</p> <p>Trunks: Includes reciprocal trunks from VZ to CLEC. For PR-4-03, the percentage of trunks completed for which there was a missed appointment due to CLEC reasons. For PR-4-15, the percentage of trunks completed on or before the order due date.</p> <p>Metric PR-4-15 includes orders that were Customer Not Ready (CNR), and were completed in the report month.</p>
Exclusions:	<ul style="list-style-type: none"> • VZ Test Orders • Disconnect Orders (does not apply to PR-4-07) • Verizon Administrative orders • For Verizon North only: Additional Segments on orders (parts of a whole order are included in the whole) • For PR-4-07, LNP orders without office equipment which do not have a trigger placed on the line. • For PR-4-04 2-Wire Digital, and PR-4-14 UNE 2-Wire xDSL Loop only exclude orders missed for facility reasons.
Performance Standard:	<p>Metrics PR-4-01, 4-02, 4-04 and 4-05 (except PR-4-02 Interconnection Trunks (CLEC)): Parity with VZ Retail¹⁷</p> <p>PR-4-02 Interconnection Trunks (CLEC): None – Analysis only.</p> <p>PR-4-03: No standard</p> <p>PR-4-07 LNP: 95% on Time</p> <p>PR-4-14 UNE 2-Wire xDSL Loop: 95% on Time.</p> <p>PR-4-15 Interconnection Trunks (CLEC) : 95% on Time</p>

¹⁷ % Missed Appointment Customer – No Standard – Not in Control of Verizon

Deleted: VZEAST201003
 Deleted: NY200909Version
 Deleted: 17

Report Dimensions:			
Company:		Geography:	
<ul style="list-style-type: none"> CLEC Aggregate CLEC Specific 		<ul style="list-style-type: none"> State Specific 	
Sub-Metrics			
PR-4-01 % Missed Appointment – Verizon – Total			
Description	The percent of orders completed after the due date, due to Verizon reasons.		
Products	Resale: <ul style="list-style-type: none"> DS0 DS1 DS3 	UNE: <ul style="list-style-type: none"> EEL IOF DS0 DS1 DS3 	
Calculation	Numerator		Denominator
	Number of orders where the Order completion date is greater than the order DD due to Verizon reasons for product group.		Number of orders completed for product group.
PR-4-02 Average Delay Days – Total			
Description	For orders/trunks missed due to Verizon reasons, the average number of business days between the order DD and actual work completion date.		
Products	Resale: <ul style="list-style-type: none"> POTS - Total 2-Wire Digital Services Specials Total 	UNE: <ul style="list-style-type: none"> POTS - Loop 2-Wire Digital Services. 2-Wire xDSL Loops Specials Total EEL IOF 	Trunks: <ul style="list-style-type: none"> Interconnection Trunks (CLEC)
Calculation	Numerator		Denominator
	Sum of the completion date minus DD for orders/trunks missed due to company reasons by product group.		Number of orders/trunks missed for company reasons, by product group.

Deleted: VZEAST201003

Deleted: NY200909Version

Deleted: 17

74

Sub-Metrics (continued) PR-4 Missed Appointments			
PR-4-03 % Missed Appointment – Customer			
Description	The percent of orders/trunks completed after the due date, due to CLEC or end-user delay. (Refer to Appendix B for Customer Miss Codes)		
Products	Resale: <ul style="list-style-type: none"> • POTS - Total • 2-Wire Digital Services. • Specials Total 	UNE: <ul style="list-style-type: none"> • POTS - Loop • 2-Wire Digital Services. • 2-Wire xDSL Loops • EEL • IOF • Specials - Total 	Trunks: <ul style="list-style-type: none"> • Interconnection Trunks (CLEC)
Calculation	Numerator		Denominator
	Number of orders/trunks where the order completion date is greater than the order DD due to customer reasons for product group.		Number of orders/trunks completed for product group.
PR-4-04 % Missed Appointment – Verizon – Dispatch			
Description	The Percent of Dispatched Orders completed after the due date, due to Verizon reasons.		
Products	Resale: <ul style="list-style-type: none"> • POTS - Total • 2-Wire Digital Services. 	UNE: <ul style="list-style-type: none"> • Loop – New • 2-Wire Digital Services 	
Calculation	Numerator		Denominator
	Number of Dispatched Orders where the order completion date is greater than the order DD due to Verizon reasons for product group.		Number of Dispatched Orders completed for product group.

Deleted: VZEAST201003
Deleted: NY200909Version
Deleted: 17

Sub-Metrics (continued) PR-4 Missed Appointments		
PR-4-05 % Missed Appointment – Verizon – No Dispatch		
Description	The Percent of No-Dispatch Orders completed after the due date, due to Verizon reasons.	
Products	Resale: <ul style="list-style-type: none"> • POTS - Total • 2-Wire Digital Services. 	UNE: <ul style="list-style-type: none"> • 2-Wire Digital Services. • Loop - New
Calculation	Numerator	Denominator
	Number of No Dispatch Orders where the Order completion date is greater than the order DD due to Company Reasons for product group.	Number of No Dispatch Orders Completed for product group.
PR-4-07 % On Time Performance – LNP Only		
Description	Percent of all LNP orders (including both the Trigger message and associated disconnect order) where trigger is in place one business day before the disconnect due date and disconnect is completed on or after 11:59PM of the due date. For LNP <i>only</i> orders, the percent of LNP (retail disconnect) orders completed in translation on or after due date on the order. Telephone Numbers disconnected early at the customer's request are considered met. Orders where the trigger is in place less than one business day prior to the disconnect due date but before the number is ported by the CLEC are not scored as missed triggers.	
Products	UNE: <ul style="list-style-type: none"> • LNP 	
Calculation	Numerator	Denominator
	Number of LNP orders (1 order = Trigger message and disconnect order), where port trigger is completed one (1) business day before the due date and the retail disconnect is completed on or after 11:59PM of the due date.	Number of LNP orders completed (1 order = Trigger message and disconnect order).

Deleted: VZEAST201003
Deleted: NY200909Version
Deleted: 17

Sub-Metrics (continued) PR-4 Missed Appointments	
PR-4-14	% Completed On Time – 2-Wire xDSL
Description:	% of 2-Wire xDSL Loop completed on time.
Products	UNE <ul style="list-style-type: none"> • 2-Wire xDSL Loop
Calculation	Numerator
	Number of all orders completed on or before the DD.
Calculation	Denominator
	Number of completed orders minus any orders delayed for customer reasons
PR-4-15	% On Time Provisioning – Trunks
Description:	The percent of trunks completed on or before the order due date.
Products	Trunks <ul style="list-style-type: none"> • Interconnection Trunks (CLEC)
Calculation	Numerator
	The number of trunks where the order completion date is less than or equal to the order due date.
Calculation	Denominator
	The number of trunks completed within the month.

Deleted: VZEAST201003
Deleted: NY200909Version
Deleted: 17

Function:	
PR-5 Facility Missed Orders	
Definition:	
<p>These sub-metrics measure facility missed orders.</p> <p>The PR-5 sub-metric calculations for the report month include Orders that are complete in the billing system. (Orders that are not billing completed in the report month are not included in the PR-5 calculations). Orders completed on the Due Date are considered to be completed on-time regardless of the time of day the order was actually completed.</p> <p>Facility Missed Orders: The Percent of Dispatched Orders completed after the due date, where the cause of the delay is lack of facilities.</p> <p>Facility Missed Orders > 15 Days: The percent of Dispatched orders missed for lack of facilities where the completion date minus the appointment date is greater than 15 calendar days.</p> <p>Facility Missed Trunks: The percentage of trunks completed after the due date, where the cause of the delay was due to lack of facilities. Note: trunks are not dispatched.</p>	
Exclusions:	
<ul style="list-style-type: none"> • VZ Test Orders • Disconnect Orders • Verizon Administrative orders • For Verizon North only: Additional Segments on orders (parts of a whole order are included in the whole) • 	
Performance Standard:	
PR-5-01 through PR-5-02: Parity with VZ Retail.	
Report Dimensions:	
Company: <ul style="list-style-type: none"> • CLEC Aggregate • CLEC Specific 	Geography: <ul style="list-style-type: none"> • State Specific

Deleted: VZEAST201003
Deleted: NY200909Version
Deleted: 17

Sub-Metrics			
PR-5-01	% Missed Appointment – Verizon – Facilities		
Description	The percent of Dispatched Orders or trunks completed after the due date, due to lack of Verizon facilities.		
Products	Resale: <ul style="list-style-type: none"> • POTS - Total • Specials - Total • 2-Wire Digital Services. 	UNE: <ul style="list-style-type: none"> • POTS Loop - Total • Specials - Total • 2-Wire Digital Services. • 2-Wire xDSL Loops 	Trunks: <ul style="list-style-type: none"> • Interconnection Trunks (CLEC)
Calculation	Numerator		Denominator
	Number of dispatched orders or trunks where the order completion date is greater than the order DD due to Verizon Facility reasons for product group.		Number of dispatched orders or trunks completed for product group.
PR-5-02	% Orders Held for Facilities > 15 Days		
Description	The Percent of Dispatched Orders or trunks completed more than 15-days after the due date, due to lack of Verizon facilities.		
Products	Resale: <ul style="list-style-type: none"> • POTS - Total • Specials - Total • 2-Wire Digital Services. 	UNE: <ul style="list-style-type: none"> • POTS Loop - Total • Specials - Total • 2-Wire Digital Services. • 2-Wire xDSL Loops 	Trunks: <ul style="list-style-type: none"> • Interconnection Trunks (CLEC)
Calculation	Numerator		Denominator
	Number of dispatched orders or trunks where the completion date minus DD is 15 or more days for Company Facility reasons for product group.		Number of dispatched orders or trunks completed for product group.

Deleted: VZEAST201003
Deleted: NY200909Version
Deleted: 17

Sub-Metrics (continued) Facility Missed Orders	

Deleted: VZEAST201003
 Deleted: NY200909Version
 Deleted: 17

Function:	
PR-6 Installation Quality	
Definition:	
<p>This metric measures the percent of lines/circuits/trunks installed where a reported trouble was found in the Verizon network within 30 days of order completion. Any additional trouble received after the initial I-code is closed out, and is within the specified time period (7 or 30 days) is counted as a repeater.</p> <p>For sub-metric PR-6-03 only, the UNE POTS Loop Total product includes UNE Loop Hot Cuts. The PR-6 sub-metric calculations for the report month include Orders that are complete in the billing system. (Orders that are not billing completed in the report month are not included in the PR-6 calculations). Note: This does not apply to Hot Cuts and Interconnection Trunks (CLEC) which are calculated based on physical work completion.</p> <p>Trunks: Includes reciprocal trunks from VZ to CLEC.</p> <p>Note: For POTS services, the percent of lines/circuits/trunks installed where a reported trouble was found in the network within seven (7) days. This includes Disposition Codes 03 (Drop Wire), 04 (Cable) and 05 (Central Office). Disposition Code 05 includes translation troubles automatically cleared via Switch to Order Compare (STORC) for Verizon North and SERVICE for Verizon Mid-Atlantic (or other similar record verification system utilized by Verizon) by CLEC. The source system: NMP-Mai.</p>	
Exclusions:	
<ul style="list-style-type: none"> • Subsequent reports (additional customer calls while the trouble is pending). • Troubles closed due to customer action. • Troubles reported by Verizon employees in the course of performing preventative maintenance, where no customer has reported a trouble. • Special Project PONs (if applicable) per the process documented in Appendix S. 	
Formula:	
Installation Troubles (within seven (7) or 30 days) with Disposition Codes 03, 04 and 05 divided by Lines completed multiplied by 100.	
Performance Standard:	
PR-6-01: Parity with VZ Retail For Found Troubles	
PR-6-02: % Installation Troubles Reported within seven (7) Days: 2%	
PR-6-03: No standard	
Report Dimensions	
Company:	Geography:
<ul style="list-style-type: none"> • CLEC Aggregate • CLEC Specific 	<ul style="list-style-type: none"> • State Specific

Deleted: VZEAST201003
Deleted: NY200909Version
Deleted: 17

Sub-Metrics			
PR-6-01 % Installation Troubles reported within 30 Days			
Description	The percent of lines/circuits/trunks installed where a reported trouble was found in Verizon's network within 30 days of order completion. Includes Disposition Codes 03 (Drop Wire), 04 (Cable) and 05 (Central Office).		
Products	Resale: <ul style="list-style-type: none"> • POTS - Total • 2-Wire Digital services (ISDN) • Specials - Total 	UNE: <ul style="list-style-type: none"> • POTS - Loop - New • 2-Wire Digital Loops. • 2-Wire xDSL Loops • Specials - Total 	Trunks: <ul style="list-style-type: none"> • Interconnection Trunks (CLEC)
Calculation	Numerator		Denominator
	Number of Central Office and outside plant loop (Disposition Codes 03, 04 and 05) troubles with installation activity within 30 days of trouble report.		Total Lines installed in calendar month.
PR-6-02 % Installation Troubles reported within seven (7) Days			
Description	The percent of lines installed where a reported trouble was found in the network within seven (7) days of order completion. Includes Disposition Codes 03 (Drop Wire), 04 (Cable) and 05 (Central Office).		
Products	UNE: <ul style="list-style-type: none"> • Loop Basic Hot Cut (all line size) • Loop - Large Job Hot Cut (all line size) • 		
Calculation	Numerator		Denominator
	Number of Central Office and outside plant loop (Disposition Codes 03, 04 and 05) troubles with installation activity within seven (7) days of trouble report.		Total Lines installed in calendar month.
PR-6-03 % Installation Troubles reported within 30 Days - FOK/TOK/CPE			
Description	The percent of lines/circuits/trunks installed where a reported trouble was not found in the network within 30 days of order completion. Includes Disposition Codes 07, 08, and 09 (Found OK/Test OK) and Disposition Codes 12 and 13 (CPE).		
Products	Resale: <ul style="list-style-type: none"> • POTS - Total • 2-Wire Digital Services (ISDN) • Specials - Total 	UNE: <ul style="list-style-type: none"> • POTS - Loop - Total • 2-Wire Digital Services. • 2-Wire xDSL Loops • Specials - Total 	Trunks: <ul style="list-style-type: none"> • Interconnection Trunks (CLEC)
Calculation	Numerator		Denominator
	Number of Not Found, Test OK and CPE troubles with installation activity within 30 days of trouble report.		Total Lines installed in calendar month.

Deleted: VZEAST201003

Deleted: NY200909Version

Deleted: 17

Function:	
PR-8 Percent Open Orders in a Hold Status	
Definition:	
<p>This metric measures the number of open orders that at the close of the reporting period have been in a hold status for more than 30 calendar days, as a percentage of orders completed in the reporting period.</p> <p>The PR-8 sub-metric calculations for the report month include Orders that are complete in the billing system. (Orders that are not billing completed in the report month are not included in the PR-8 calculations). Note: This does not apply to the following metrics, which are calculated based on physical work completion: PR-8-01 Interconnection Trunks (CLEC).</p> <p>An open order is a valid order that has not been completed or cancelled. Open orders in a hold status include:</p> <ol style="list-style-type: none"> Open orders that have passed the originally committed completion date due to VZ reasons <p>Measurement of the 30 day intervals for open orders that have passed the originally committed completion date due to VZ reasons will commence with such passed originally committed completion date (passed originally committed completion date = Day 0).</p>	
Exclusions:	
<ul style="list-style-type: none"> VZ Test Orders. Disconnect Orders. Verizon Administrative orders. For Verizon North only: Additional segments on orders (parts of a whole order are included in the whole). Orders that are complete or cancelled. Orders that have passed the committed completion date, or whose completion has been delayed, due to CLEC or end user delay. (including VZ requests for cancellation) Orders that at the request of the CLEC or VZ Retail customer have not been assigned a completion date. 	
Performance Standard:	
Parity with Verizon Retail.	
Report Dimensions:	
Company <ul style="list-style-type: none"> CLEC Aggregate CLEC Specific 	Geography: <ul style="list-style-type: none"> State Specific

Deleted: VZEAST201003
 Deleted: NY200909Version
 Deleted: 17

Sub-Metrics			
PR-8-01 Percent Open Orders in a Hold Status > 30 Days			
Products:	Resale: <ul style="list-style-type: none"> • POTS – Total • 2-Wire Digital Services • Specials - Total 	UNE: <ul style="list-style-type: none"> • POTS - Loop • 2-Wire Digital Services • 2-Wire xDSL Loops • Specials - Total • EEL • IOF 	Trunks: <ul style="list-style-type: none"> • Interconnection Trunks (CLEC)
Calculation	Numerator		Denominator
	Number of open orders that at the close of the reporting period have been in a hold status for more than 30 days.		Total number of orders completed in the reporting period.

Deleted: VZEAST201003
Deleted: NY200909Version
Deleted: 17

Function:

PR-9 Hot Cut Loops

Definition:

The PR-9-01 sub-metric measures the percent on-time performance for UNE Hot Cut Loops. The PR-9-02 sub-metric measures the total number of lines cut before the frame due time.

For sub-metric PR-9-08, troubles are counted in the month the trouble report is closed. This metric measures Average Duration of Hot Cut Installation Troubles where a reported trouble was found in the Verizon network within 7 days of order completion. Any additional trouble received after the initial I-code that is closed and is within the specified time period (7 days) is counted as a repeater.

There are three types of Hot Cut Loops: Basic Hot Cuts and Large Job Hot Cuts.

A Basic or Large Job Hot Cut is considered **complete** when the following situation occurs:

1. Work is done at the appointed Frame Due Time (FDT) as noted on the LSRC or the work is done at a time mutually agreed upon by the RCCC/CLEC. For Basic, the time within a prescribed interval as noted in the C2C guidelines. For Large Jobs, it is a mutually accepted interval agreed upon by Verizon and the CLEC (e.g. *project completes by a certain date*). Work is complete when the order is completed in WPTS.
2. Orders missed for customer reasons, where there is no Verizon miss, will be counted as completed on-time once completed.

Note: If Verizon re-institutes the acceptance testing process, the percent on time measure will include the time it takes to complete acceptance testing.

A Basic or Large Job Hot Cut is considered **missed** when one of the following occurs:

1. Premature disconnect called in to 1-877-HotCuts (otherwise the disconnect would be captured as a Retail trouble).
2. Work was not done (e.g. *work was not turned up to CLEC by some means (WPTS, e-mail, VMS, direct phone call)*) by close of intervals noted under *Met Hot Cuts* definition due to a Verizon reason (e.g. *HFC, late turn-up, due date pushed out due to Verizon action*).

1.

Deleted: VZEAST201003

Deleted: NY200909Version

Deleted: 17

Definition

Note: For all types of Hot Cuts:

- Verizon will not complete a Hot Cut if there is no dial tone at either the Old Switch Provider or the New Switch Provider. If Verizon cannot verify the Telephone number (ANI), the cut will not be done and the New Switch provider will be required to resolve the problem. The Hot Cut will be scored as a customer miss. However, if Verizon is the Old Switch Provider and there is no dial tone at the Old Switch, this will not be a customer miss.
- Any errors on the LSR that result in a problem with the Hot Cut will not be attributable to Verizon.
- Verizon will not be responsible for a premature disconnect that is caused by another Switch Provider.
- Verizon can not guarantee a throwback if there is no dial tone on the Old Switch Provider (other than Verizon).

Exclusions:

- VZ Test Orders
- Verizon Administrative orders
- For Verizon North only: Additional segments on orders (parts of a whole order are included in the whole)
- Orders that are not complete. (Orders are included in the month that they are complete)
- If a CLEC cancels an order before the start of a Hot Cut window and VZ performs the Hot Cut, this VZ error will result in a retail /Resale/JUNE-L trouble report and need not be reflected elsewhere.

For PR-9-02 applicable to MD & VA only:

- Early cuts not reported by CLEC

Performance Standard:

PR-9-01: 95% completed within window

PR-9-02: (Applicable to MD & VA only)

- MD: Not more than 2% of lines cut early
- VA: Not more than 1% of lines cut early

PR-9-08: Parity with Verizon Retail

Standard for Basic Cut-Over Window: Amount of time from start to completion of physical cut-over of lines:

- one (1) to nine (9) lines: one (1) Hour
- 10 to 49 lines: two (2) Hours
- 50 to 99 lines: three (3) Hours

If IDLC is involved – Four (4) hour window (8:00AM to 12:00PM (Noon) or 1:00PM to 5:00PM). Four (4) hour window applies to start time. This is only applicable if Verizon notified the CLEC by 2:30PM EST on DD-2 that the service was on IDLC.

Note: Large Job Hot Cuts may be completed over multiple days per agreement with the CLEC. Large Jobs are completed in the order specified by the CLEC, starting at a specified time.

Deleted: VZEAST201003

Deleted: NY200909Version

Deleted: 17

Report Dimensions:		
Company:	Geography:	
<ul style="list-style-type: none"> CLEC Aggregate CLEC Specific 	<ul style="list-style-type: none"> State Specific 	
Stb-Metrics – Hot Cut Loops		
PR-9-01 % On Time Performance – Hot Cut		
Description.	Percent of all UNE Loop orders completed within the cut-over window. For UNE Loops, includes both Loop only and Loop & Number Portability. Orders disconnected early are considered not met.	
Products	UNE: <ul style="list-style-type: none"> Loop – Basic Hot Cut (all line size) Loop – Large Job Hot Cut (all line size) 	
Calculation	Numerator	Denominator
	Number of Hot Cut (coordinated loop) orders (with or without number portability) completed within commitment window (as scheduled on order) on DD.	Number of Hot Cut (coordinated loop orders) completed.
PR-9-02 % Early Cuts – Lines (Applicable to MD and VA only)		
Description	The total number of lines cut before the frame due time (i.e. the beginning of the cut-over window) or cut before mutually agreed upon time between Verizon and the CLEC divided by the total number of hot cut lines completed in the month.	
Products	UNE: <ul style="list-style-type: none"> Loop- Hot Cut (Coordinated Cut-over) 	
Calculation	Numerator	Denominator
	Count of hot cut (coordinated loop) lines (With or without number portability) cut before frame due time or cut before mutually agreed upon time between Verizon and the CLEC.	Count of hot cut lines completed.

Deleted: VZEAST201003

Deleted: NY200909Version

Deleted: 17

Sub-Metrics – Hot Cut Loops, continued	
PR-9-08	Average Duration of Hot Cut Installation Troubles
Description	The average repair time (Mean Time to Repair – (MTTR)) for Hot Cut Installation troubles.
Products	UNE: <ul style="list-style-type: none"> POTS – Loop – Hot Cut Total
Calculation	Numerator
	The sum of the trouble clear date and time minus the trouble receipt date and time for Central Office and Loop troubles (disposition codes 03, 04, and 05) for HotCut Installation troubles reported within seven (7) calendar days.
	Denominator
	Number of Central Office and Loop troubles (disposition codes 03, 04, and 05) for HotCut Installation troubles reported within seven (7) calendar days.

Deleted: VZEAST201003
Deleted: NY200909Version
Deleted: 17

Section 4
Maintenance & Repair Performance
(MR)

	Function	Number of Sub-metrics
MR-1	Response Time OSS Maintenance Interface	12
MR-2	Trouble Report Rate	4
MR-3	Missed Repair Appointments	3
MR-4	Trouble Duration Intervals	8
MR-5	Repeat Trouble Reports	1

Deleted: VZEAST201003
Deleted: NY200909Version
Deleted: 17

Function:
MR-1 Response Time OSS Maintenance Interface
Definition:
Local Service Interface – Trouble Administration (LSI-TA): These sub-metrics measure the response time defined as the time, in seconds, that elapses from receipt of a request at Verizon's access platform to issuance of a response from Verizon's access platform. Only POTS Total transactions are included in this measure.
Electronic Bonded Interface (TAXI): These sub-metrics measure the response time, defined as the time in seconds, that elapses from receipt of a request submitted by CLEC to issuance of a response from Verizon.
Exclusions:
LSI-TA
<ul style="list-style-type: none"> • CLEC Create Transactions – complex create trouble transactions not available to retail including: <ul style="list-style-type: none"> • Feature fix create • Transactions on circuits with recent change activity requiring Service Order lookup • Other CLEC Transactions – functions not available to Verizon Retail including: <ul style="list-style-type: none"> • Transactions on circuits with recent change activity requiring Service Order look-up • Create transaction for multiple circuits on one trouble ticket.
LSI-TA and Electronic Bonded Interface (TAXI):
<ul style="list-style-type: none"> • Excluded from MR-1-06 and MR-1-12: transactions that are incomplete due to Line In Use (LIU); specifically, all MR-1-06 and MR-1-12 transactions with a VER code response of "6" or "61".
Methodology
LSI-TA: 8:00AM to 5:00PM seven (7) days per week, no holiday exclusions.
For VZ retail transactions, retail performance is reported directly from Verizon's access platform. Measurements begin when Verizon's access-platform receives a request from the GUI, and end when Verizon's access platform sends a response to the GUI. The retail trouble transaction measurements, are the sum of the averages of the response times of the initial inquiry transaction and trouble report transaction. If the user cancels the transaction between the first and second measurement, the time from the first measurement is still included in the calculation of the average for the first measurement.
For VZ wholesale transactions, actual response times are reported by Verizon's access platform. CLEC modify transactions also include close/cancel transactions with an error code of 0302 (ticket cannot be closed due to pending work in progress).
Electronic Bonded Interface (TAXI): System Availability is 24 x 7 Measurement includes all successful transactions. Successful transactions are those transactions where the requested information was returned to the requestor, and errors are those responses that did not contain the requested information. For VZ wholesale transactions, the performance is measured from the point of entry, after the firewall, to the point of exit, prior to the firewall, of the Verizon interface application. For MR-1-06 and MR-1-12, the transaction response contains the line test information. MR-1-07 measures the electronic closure rate for opened E-Bonded trouble tickets. It measures the % of E-Bonded trouble tickets that actually received an electronic closeout notification on the day that the ticket was closed.

Deleted: s
Deleted: EBTA and

Deleted: s
Deleted: EBTA and

Deleted: s
Deleted: EBTA and

Deleted: VZEAST201003
Deleted: NY200909Version
Deleted: 17

Performance Standard:			
Metrics MR-1-01 through MR-1-06:			
LSI-TA: Parity with Retail plus not more than four (4) seconds. Four (4)-second difference allows for variations in functionality.			
Metric MR-1-07:			
TAXI: 98%			
Metrics MR-1-08 through MR-1-12:			
TAXI: 95% within 2 minutes			
Report Dimensions			
Company:	Geography:		
• CLEC Aggregate	LSI-TA and Electronic Bonded Interface, (TAXI)		
	<ul style="list-style-type: none"> • New York/Connecticut • New England (Massachusetts, Rhode Island) • New Jersey • Pennsylvania/Delaware • Maryland, Washington, D.C., Virginia, 		
Products	LSI-TA:		TAXI:
	<ul style="list-style-type: none"> • MR-1-01 through MR-1-06 		<ul style="list-style-type: none"> • MR 1-07, MR 1-08 through MR 1-12

Deleted: ¶
EBTA: 98%¶

Deleted: ¶
EBTA: 95% within 2 minutes¶

Deleted: s
Deleted: EBTA and

Deleted: , West Virginia

Deleted: EBTA: ¶
¶
<#>MR-1-07, MR-1-08 through MR-1-12¶

Formatted: Bulleted + Level: 1 +
Aligned at: 0" + Tab after: 0.25" +
Indent at: 0.25"

Deleted: VZEAST201003
Deleted: NY200909Version
Deleted: 17

Sub-Metrics		
MR-1-01 Average Response Time – Create Trouble		
Calculation	Numerator	Denominator
	Sum of all response times from the time transaction is received to the time a response is sent as specified in the methodology.	Number of Create Trouble transactions.
MR-1-02 Average Response Time – Status Trouble		
Calculation	Numerator	Denominator
	Sum of all response times from the time transaction is received to the time a response is sent as specified in the methodology.	Number of Status Trouble transactions.
MR-1-03 Average Response Time – Modify Trouble		
Calculation	Numerator	Denominator
	Sum of all response times from the time transaction is received to the time a response is sent as specified in the methodology.	Number of Modify Trouble transactions.
MR-1-04 Average Response Time – Request Cancellation of Trouble		
Calculation	Numerator	Denominator
	Sum of all response times from the time transaction is received to the time a response is sent as specified in the methodology.	Number of Close/Cancel Trouble transactions.
MR-1-05 Average Response Time – Trouble Report History (by TN/Circuit)		
Calculation	Numerator	Denominator
	Sum of all response times from the time transaction is received to the time a response is sent as specified in the methodology.	Number of Trouble History transactions.
MR-1-06 Average Response Time – Test Trouble (POTS Only)		
Calculation	Numerator	Denominator
	Sum of all response times from the time transaction is received to the time a response is sent as specified in the methodology.	Number of Trouble Test transactions.
MR-1-07 % On-Time Ticket Closure on Bonded Open Tickets		
Calculation	Numerator	Denominator
	Number of trouble tickets where a Notification of Ticket Closure was sent on the date the ticket was closed.	Number of trouble tickets that were closed within the reporting period.

Deleted: VZEAST201003
Deleted: NY200909Version
Deleted: 17

MR-1-08	% On-Time – Create Trouble	
Calculation	Numerator	Denominator
	Number of Create Trouble transactions where the response time is less than or equal to the specified standard.	Number of Create Trouble transactions.
MR-1-09	% On-Time – Status Trouble	
Calculation	Numerator	Denominator
	Number of Status Trouble transactions where the response time is less than or equal to the specified standard.	Number of Status Trouble transactions.
MR-1-10	% On-Time – Modify Trouble	
Calculation	Numerator	Denominator
	Number of Modify Trouble transactions where the response time is less than or equal to the specified standard.	Number of Modify Trouble transactions.
MR-1-11	% On-Time – Request Cancellation of Trouble	
Calculation	Numerator	Denominator
	Number of Cancellation Trouble transactions where the response time is less than or equal to the specified standard.	Number of Cancellation Trouble transactions.
MR-1-12	% On-Time – Test Trouble (POTS Only)	
Calculation	Numerator	Denominator
	Number of Test Trouble transactions where the response time is less than or equal to the specified standard.	Number of Test Trouble transactions.

Deleted: VZEAST201003
Deleted: NY200909Version
Deleted: 17

Function:**MR-2 Trouble Report Rate****Definition:**

This metric measures the total initial Customer Direct (CD) or Customer Referred (CR) troubles (Category 1) reported, where the trouble disposition was found to be in the network, per 100 lines/circuits/trunks in service. Loop equals Drop Wire plus Outside Plant Loop. Network Trouble means a trouble with Disposition Codes of 03 (Drop-wire), 04 (Outside Plant Loop), 05 (Central Office) or Trouble codes of FAC, CO and STN for Specials and Trunks. Troubles are reported in the month the trouble ticket is closed.

Category 1 consists of:

- Customer Direct (CD): A customer contacts Verizon, using standard trouble reporting procedures about a trouble with a Residence, Business or Other company provided service.
- Customer Referred (CR): A customer refers a trouble report, outside the standard trouble reporting procedures, to a Verizon employee and the Verizon employee then refers the trouble to Verizon for processing.

Subsequent Reports: Additional customer trouble calls while an existing trouble report is pending – typically for status or to change or update information.

The Disposition Codes can be found on the Verizon Partner Solutions website. Refer to the URL matrix at the beginning of the C2G guidelines for the URL to find disposition codes in effect at the time of the compliance filing.

Exclusions:

- Report rate excludes subsequent reports (additional customer calls while the trouble is pending)
- Troubles reported on VZ official (administrative lines)
- Troubles closed due to customer action.
- Troubles reported by Verizon employees in the course of performing preventative maintenance, where no customer has reported a trouble
- Switch and Translation troubles from the Retail compare of UNE POTS Loop, UNE 2-Wire Digital Loop, and UNE 2-Wire xDSL Loop.

Excluded from Total and Loop/CO report rates:

- Customer Premises Equipment (CPE) troubles
- Troubles reported but not found (Found OK, Test OK, Non-Plant Classified (NPC) and Came Clear(CC)).

Excluded from MR-2-02 and MR-2-03 for 2-Wire xDSL Loops: Installation troubles

Deleted: VZEAST201003

Deleted: NY200909Version

Deleted: 17

94

Performance Standard
MR-2-01: For UNE Specials -- No Standard MR-2-01: Except for UNE Specials -- Parity With VZ Retail
MR-2-02 and MR-2-03 Report Rate: Parity with Verizon Retail Trunk Retail Equivalent = IXC FGD. Parity should be assessed in conjunction with MTTR
MR-2-05, % CPE/TOK/FOK Reports: (Customer Premises Equipment, Test OK, Found OK, Non-Plant Classified and Came Clear) No standard. Used for root cause analysis. For CLEC troubles a not found trouble is coded as CPE.

Deleted: ,

Formatted: Font: Not Bold

Deleted: ,

Report Dimensions	
Company: • CLEC Aggregate • CLEC Specific	Geography: • State Specific

Sub-Metrics

MR-2-01	Network Trouble Report Rate		
Products	Resale: • Specials	UNE: • Specials	Trunks: • Interconnection Trunks (CLEC)
Calculation	Numerator		Denominator
	Number of all trouble reports with found network troubles (Trouble codes FAC, CO, and STN).		Number of specials or trunks in service.

Deleted: disposition

MR-2-02	Network Trouble Report Rate – Loop		
Products	Resale: • POTS • 2-Wire Digital Services (ISDN)	UNE: • Loop • 2-Wire Digital Loop • 2-Wire xDSL Loops	
Calculation	Numerator		Denominator
	Number of all loop trouble reports (Disposition Codes of 03 and 04).		Number of Lines in service.

MR-2-03	Network Trouble Report Rate – Central Office		
Products	Resale: • POTS • 2-Wire Digital services (ISDN)	UNE: • Loop • 2-Wire Digital Loop • 2-Wire xDSL Loops	
Calculation	Numerator		Denominator
	Number of all Central Office trouble reports (Disposition Code of 05).		Number of Lines in service.

Deleted: VZEAST201003

Deleted: NY200909Version

Deleted: 17

MR-2-05	% CPE/TOK/FOK/NPC/CC Trouble Report Rate	
Products	Resale: <ul style="list-style-type: none"> • POTS • 2 Wire Digital Services (ISDN) • Specials 	UNE: <ul style="list-style-type: none"> • Loop • 2-Wire Digital Loop • 2-Wire xDSL Loops • Specials
Calculation	Numerator	Denominator
	Number of all CPE (Disposition Codes 12/13), Test OK, and Found OK troubles (Disposition Codes 07, 08, and 09), or Trouble Codes of No Trouble Found (NTF), Non Plant Classified (NPC), <u>Customer Provided Equipment (CPE)</u> and Came Clear (CC) for Specials.	Number of lines in service.

Deleted: VZEAST201003

Deleted: NY200909Version

Deleted: 17

Function:	
MR-3 Missed Repair Appointments	
Definition:	
<p>These metrics measure the percent of reported Network Troubles not repaired and cleared by the date and time committed. Also referred to as percent of customer troubles not resolved within estimate. Appointment intervals vary with force availability in the POTS environment. Includes Disposition Codes 03 (Drop Wire), 04 (Cable) and 05 (Central Office). Troubles are reported in the month the trouble ticket is closed.</p> <p>Loop is defined as Disposition Codes 03 plus 04. These troubles are always dispatched out.</p> <p>Verizon uses a single ticket process for misdirected troubles on UNE POTS voice loops (only). This process enables Verizon to redirect a trouble to the opposite end of the circuit after a CLEC made an error in the initial dispatch direction.</p>	
Exclusions:	
<ul style="list-style-type: none"> • Troubles reported on VZ official (administrative lines) • Missed appointments where the CLEC or end-user causes the missed appointment or required access was not available during appointment interval • Excludes subsequent reports (additional customer calls while the trouble is pending) • *Customer Premises Equipment (CPE) troubles • *Troubles reported but not found (Found OK (FOK) and Test OK (TOK)). • Troubles closed due to customer action. • Troubles reported by Verizon employees in the course of performing preventative maintenance, where no customer reported a trouble. • Switch and Translation troubles from the Retail compare of UNE POTS Loop, UNE 2-Wire Digital Loop, and UNE 2-Wire xDSL Loop. • Sub-metric MR-3-02 POTS Loop Only: exclude <i>redirected</i> troubles. A trouble ticket is considered a <i>redirect</i> if it was dispatched IN and OUT, and the trouble was found in the opposite direction from the CLEC's reported trouble direction. Reports with multiple dispatches in the same direction are not excluded. <p>Note: The following <i>No Access Rule</i> applies to MR-3 Missed Repair Appointments sub-metrics: Exclude records where Verizon dispatches a technician prior to the appointment date, and encounters a <i>No Access</i> situation.</p> <p>* The CPE and FOK/TOK exclusions do not apply to sub-metric MR-3-03.</p>	
Performance Standard:	
MR-3-01 and MR-3-02 – Parity with VZ Retail.	
MR-3-03: No standard	
Report Dimensions:	
Company:	Geography:
<ul style="list-style-type: none"> • CLEC Aggregate • CLEC Specific 	<ul style="list-style-type: none"> • State Specific

Deleted: VZEAST201003
Deleted: NY200909Version
Deleted: 17

Strb-Metrics		
MR-3-01 % Missed Repair Appointment – Loop		
Products	Resale: <ul style="list-style-type: none"> • POTS - Business • POTS – Residence • 2 Wire Digital Services (ISDN) 	UNE: <ul style="list-style-type: none"> • Loop • 2-Wire Digital Loop • 2-Wire xDSL Loops
Calculation	Numerator	Denominator
	Number of Loop troubles where clear time is greater than commitment time (Disposition Codes 03 and 04).	Number of Loop troubles (Disposition Codes 03 and 04).
MR-3-02 % Missed Repair Appointment – Central Office		
Products	Resale: <ul style="list-style-type: none"> • POTS- Business • POTS- Residence • 2 Wire Digital Services (ISDN) 	UNE: <ul style="list-style-type: none"> • Loop • 2-Wire Digital Loop • 2-Wire xDSL Loops
Calculation	Numerator	Denominator
	Number of Central Office troubles where clear time is greater than commitment time (Disposition Code 05).	Number of Central Office Troubles (Disposition Code 05).
MR-3-03 % CPE/TOK/FOK – Missed Appointment		
Products	Resale: <ul style="list-style-type: none"> • POTS • 2 Wire Digital Services (ISDN) 	UNE: <ul style="list-style-type: none"> • Loop • 2-Wire Digital Loop • 2-Wire xDSL Loops
Calculation	Numerator	Denominator
	Number of CPE, FOK and TOK troubles where clear time is greater than appointment time for (Disposition Codes 07, 08, 09, 12, and 13).	Number of CPE, FOK and TOK troubles (Disposition Codes 07, 08, 09, 12, and 13).

Deleted: VZEAST201003
Deleted: NY200909Version
Deleted: 17

Function:
MR-4 Trouble Duration Intervals
Definition:
<p>This metric measures trouble duration intervals. Mean Time to Repair: (MTTR) For Network Trouble reports, the average duration time from trouble receipt to trouble clearance. Includes Disposition Codes 03 (Drop Wire), 04 (Cable) and 05 (Central Office) or Trouble Codes of FAC, CO and STN for Specials and Trunks. Troubles are reported in the month the trouble ticket is closed.</p> <p>For POTS and Resale, trouble duration intervals are measured on a <i>running clock</i> basis. Run clock includes weekends and holidays.</p> <p>For UNE Loop, UNE 2-Wire Digital Loop, and UNE 2-Wire xDSL Loop products, trouble duration intervals are measured on a limited <i>stop clock</i> basis. A <i>stop clock</i> is used when the customer premises access, provided by the CLEC and its end user, is after the offered repair interval. <i>For example</i>, if customer premises access is not available on a weekend, the clock stops at 5:00PM Friday, and resumes at 08:00AM Monday. This applies to dispatch out tickets only.</p> <p>For Special Services and Interconnection Trunks (CLEC), this is measured on a <i>stop clock</i> basis (e.g., the clock is stopped when CLEC testing is occurring, VZ is awaiting carrier acceptance, or VZ is denied access).</p> <p>Out of Service Intervals: The percent of Network Troubles that indicate an Out-Of-Service (OOS) condition which was repaired and cleared more than "y" hours after receipt of trouble report. OOS means that there is no dial tone, the customer cannot call out, or the customer cannot be called. The OOS period commences when the trouble is logged into VZ's designated trouble management system after the trouble is entered via a trouble reporting interface. OOS intervals are measured using the same duration calculations that apply to Mean Time to Repair metrics for the products listed above. Includes Disposition Codes 03 (Drop Wire), 04 (Cable) and 05 (Central Office) or Trouble codes of FAC, CO and STN for Specials and Trunks. Note: "y" equals hours OOS (2, 4, 12 or 24 hours).</p> <p>For Special Services: An OOS condition is defined as follows: Troubles where, in the initial contact with the customer, it is determined that the circuit is completely OOS (osi = "y") and not just an intermittent problem, and the trouble completion code indicated that a trouble was found within the Verizon network.</p> <p>Verizon uses a single ticket process for misdirected troubles on UNE POTS voice loops (only). This process enables Verizon to redirect a trouble to the opposite end of the circuit after a CLEC made an error in the initial dispatch direction.</p>

Deleted: .

Deleted: .)

Deleted: VZEAST201003

Deleted: NY200909Version

Deleted: 17

Exclusions:

- Troubles reported on VZ official (administrative lines)
- Subsequent reports (additional customer calls while the trouble is pending)
- Customer Premises Equipment (CPE) troubles
- Troubles reported but not found (Found OK and Test OK).
- Troubles closed due to customer action.
- Troubles reported by Verizon employees in the course of performing preventative maintenance, where no customer reported a trouble.
- Switch and Translation troubles from the Retail compare of UNE POTS Loop, UNE 2-Wire Digital Loop, and UNE 2-Wire xDSL Loop.
- For, Sub-metric MR-4-03 POTS Loop Only: exclude *redirected* troubles. A trouble ticket is considered a *redirect* if it was dispatched **IN** and **OUT**, and the trouble was found in the opposite direction from the CLEC's reported trouble direction. Reports with multiple dispatches in the same direction are not excluded.

For troubles where the *stop clock* is used:

- The time period from when the *stop clock* is initiated until the time when the clock resumes.

Performance Standard:

MR-4-02 through MR-4-08: Parity with VZ Retail

MR-4-01: For 2-Wire Digital Loop, No Standard

MR-4-01: Except for 2 Wire Digital Loop, Parity With VZ Retail –

Report Dimensions

Company:

- CLEC Aggregate
- CLEC Specific

Geography:

- State Specific

Sub-Metrics – Trouble Duration Intervals

MR-4-01 Mean Time To Repair – Total

Products

Resale:

- 2 Wire Digital Services (ISDN)
- Specials non DS0 and DS0
- Specials DS1 and DS3

UNE:

- 2-Wire Digital Loop
- Specials non DS0 and DS0
- Specials DS1 and DS3

Trunks:

- Interconnection Trunks (CLEC)

Calculation

Numerator

Sum of trouble clear date and time minus trouble receipt date and time for Central Office and Loop troubles (Disposition Codes 03, 04 and 05, or Trouble Codes of FAC, CO, and STN).

Denominator

Number of Central Office and Loop troubles (Disposition Codes 03, 04 and 05, or Trouble Codes of FAC, CO, and STN).

Deleted: VZEAST201003

Deleted: NY200909Version

Deleted: 17

Sub-Metrics – Trouble Duration Intervals, continued			
MR-4-02 Mean Time To Repair – Loop Trouble			
Products	Resale: • POTS- Business • POTS- Residence • 2-Wire Digital Services (ISDN)	UNE: • Loop • 2-Wire Digital Loop • 2-Wire xDSL Loops	
Calculation	Numerator		Denominator
	Sum of the trouble clear date and time minus the trouble receipt date and time for Loop troubles (Disposition Codes 03 and 04).		Number of Loop troubles (Disposition Codes 03 and 04).
MR-4-03 Mean Time To Repair – Central Office Trouble			
Products	Resale: • POTS- Business • POTS- Residence • 2 Wire Digital Services (ISDN)	UNE: • POTS - Loop • 2-Wire Digital Loop • 2-Wire xDSL Loops	
Calculation	Numerator		Denominator
	Sum of trouble clear date and time minus trouble receipt date and time for Central Office troubles (Disposition Code 05).		Number of Total Central Office troubles (Disposition Codes 05).
MR-4-04 % Cleared (all troubles) within 24 Hours			
Products	Resale: • POTS • 2 Wire Digital Services (ISDN) • Specials non DS0 and DS0 • Specials DS1 and DS3	UNE: • Loop • 2-Wire Digital Loop • 2-Wire xDSL Loops • Specials non DS0 and DS0 • Specials DS1 and DS3	Trunks: • Interconnection Trunks (CLEC)
Calculation	Numerator		Denominator
	Number of troubles, where the trouble clear date and time minus trouble receipt date and time is less than or equal to 24 hours (Disposition Codes 03, 04, and 05, or Trouble Codes FAC, CO, and STN).		Number of Central Office and Loop troubles (Disposition Codes 03, 04 and 05, or Trouble Codes of FAC, CO, and STN).

Deleted: ,
Deleted: ,
Deleted:

Deleted: VZEAST201003
Deleted: NY200909Version
Deleted: 17

Sub-Metrics – Trouble Duration Intervals, continued			
MR-4-05 % Out of Service > 2 Hours			
Products	Trunks: • Interconnection Trunks (CLEC)		
Calculation	Numerator		Denominator
	Number of trunk troubles OOS, where the trouble clear date and time minus the trouble receipt date and time is greater than two (2) hours. (Trouble Codes of FAC, CO, and STN)		Number of Total OOS trunk troubles (Loop and Central Office). (Trouble Codes of FAC, CO, and STN)
MR-4-06 % Out of Service > 4 Hours			
Products	Resale: • Specials non DS0 and DS0 • Specials DS1 and DS3	UNE: • Specials non DS0 and DS0 • Specials DS1 and DS3	Trunks: • Interconnection Trunks (CLEC)
	Numerator		Denominator
Calculation	Number of troubles OOS, where the trouble clear date and time minus trouble receipt date and time is greater than four (4) hours. (Trouble Codes of FAC, CO, and STN)		Number of OOS troubles (Loop and Central Office). (Trouble Codes of FAC, CO, and STN)
MR-4-07 % Out of Service > 12 Hours			
Products	Resale: • POTS – Business • POTS - Residence • 2 Wire Digital Services (ISDN)	UNE: • Loop • 2-Wire Digital Loop • 2-Wire xDSL Loops	Trunks: • Interconnection Trunks (CLEC)
	Numerator		Denominator
Calculation	Number of troubles OOS, where the trouble clear date and time minus trouble receipt date and time is greater than 12 hours. (Disposition Codes 03, 04, and 05 or Trouble Codes FAC, CO, and STN).		Number of OOS troubles (Loop and Central Office). (Disposition Codes 03, 04, and 05 or Trouble Codes FAC, CO, and STN).

Deleted: VZEAST201003
Deleted: NY200909Version
Deleted: 17

Sub-Metrics – Trouble Duration Intervals, continued

MR-4-08		% Out of Service > 24 Hours	
Products	Resale: <ul style="list-style-type: none"> • POTS- Business • POTS- Residence • 2 Wire Digital Services (ISDN) • Specials non DS0 and DS0 • Specials DS1 and DS3 	UNE: <ul style="list-style-type: none"> • Loop • 2-Wire Digital Loop • 2-Wire xDSL Loops • Specials non DS0 and DS0 • Specials DS1 and DS3 	Trunks: <ul style="list-style-type: none"> • Interconnection Trunks (CLEC)
Calculation	Numerator		Denominator
	Number of troubles OOS, where the trouble clear date and time minus trouble receipt date and time is greater than 24 hours. (Disposition Codes 03, 04, and 05 or Trouble Codes FAC, CO, and STN).		Number of OOS troubles (Loop and Central Office). (Disposition Codes 03, 04, and 05 or Trouble Codes FAC, CO, and STN).

Deleted: VZEAST201003
 Deleted: NY200909Version
 Deleted: 17

Function:	
MR-5 Repeat Trouble Reports	
Definition:	
<p>This metric measures the percent of troubles closed that have an additional trouble closed within 30 days for which a network trouble (Disposition Codes 03, 04, or 05, or <u>Trouble Codes of FAC, CO, and STN for Specials and Trunks</u>) is found. A repeat trouble report is defined as a trouble on the same line/circuit/trunk as a previous trouble report that occurred within the last 30 calendar days of the previous trouble. Any trouble, regardless of the original Disposition Code, that repeats as a Disposition Code 03, 04, or 05 will be classified as a repeat report with the exception of those exclusions listed in Section A below.</p> <p>The identification of a repeat report and the scoring (number of days since original report) is based on the Close Date of the original report (often referred to as the "OR") to the Close Date of the repeater. Troubles are reported in the month the trouble ticket is closed.</p>	
Exclusions:	
<p>Section A:</p> <p>A report is not scored as a <i>repeat</i> when the original reports are:</p> <ul style="list-style-type: none"> • For Loop troubles (e.g. <i>analog loop, 2-Wire Digital Loops, and 2-Wire xDSL Loops</i>) a repeat is not scored when the original report is no access or misdirected. <ol style="list-style-type: none"> 1. An initial trouble may only be closed to a <i>No Access</i> disposition code if access is not available within the appointment window. 2. An original report that was closed to No Trouble Found (NTF), Found OK (FOK), or Customer Premises Equipment (CPE) is deemed to have been <i>misdirected</i> if the trouble is found in the opposite direction from the direction reported by the CLEC. <p>Section B:</p> <p>Excluded from the <i>repeat</i> reports are:</p> <ul style="list-style-type: none"> • Troubles reported on VZ official (administrative lines) • Subsequent reports (additional customer calls while the trouble is pending) • CPE troubles • Troubles reported but not found upon dispatch (Found OK and Test OK). • Troubles closed due to customer action. • Troubles reported by Verizon employees in the course of performing preventative maintenance, where no customer reported a trouble. • Troubles that are reported in the PR-6-01 % Installation Troubles Reported within 30 Days metric. 	
Performance Standard:	
Parity with VZ Retail	
Report Dimensions:	
<p>Company:</p> <ul style="list-style-type: none"> • CLEC Aggregate • CLEC Specific 	<p>Geography:</p> <ul style="list-style-type: none"> • State Specific

Deleted: VZEAST201003
Deleted: NY200909Version
Deleted: 17

MR-5 Sub-Metrics			
MR-5-01 % Repeat Reports within 30 Days			
Products	Resale:	UNE:	Trunks:
	<ul style="list-style-type: none"> • POTS • 2-Wire Digital Services (ISDN) • Specials 	<ul style="list-style-type: none"> • Loop • 2-Wire Digital Loop • 2-Wire xDSL Loops • Specials 	<ul style="list-style-type: none"> • Interconnection Trunks (CLEC)
Calculation	Numerator		Denominator
	Number of Central Office and Loop troubles that had previous troubles within the last 30 days. (Disposition Codes 03, 04, and 05, or Trouble Codes of FAC, CO, and STN that repeated from Disposition Codes < 14). (Repeat Flag is set)		Total Central Office and Loop Found troubles (Disposition Codes 03, 04 and 05, or Trouble Codes of FAC, CO, and STN) within the calendar month.

Deleted: ,

Deleted: VZEAST201003
 Deleted: NY200908Version
 Deleted: 17

Section 5
Network Performance
(NP)

	Function	Number of Sub-metrics
NP-1	Percent Final Trunk Group Blockage	4
NP-2	Collocation Performance	2
NP-6	NXX Updates *Applicable to NJ only*	1

VZEAST201103-NY201012Version_18.0

106

Deleted: VZEAST201003
Deleted: NY200909Version
Deleted: 17

Network Performance (NP)

Function:
NP-1 Percent Final Trunk Group Blockage
Definition:
<p>These sub-metrics measure percent of dedicated one-way Final Trunk Groups (FTGs) carrying traffic from Verizon's tandem to the CLEC that exceed blocking design threshold. Monthly trunk blockage studies are based on a time consistent busy hour. The percentage of VZ trunk groups exceeding the applicable blocking design threshold will be reported. Data collected in a single study period to monitor trunk group performance is a sample and is subject to statistical variation based upon the number of trunks in the group and the number of valid measurements. With this variation, for any properly engineered trunk group, the measured blocking for a trunk group for a single study may exceed the design-blocking threshold. [Verizon uses blocking threshold tables (Service Threshold) to determine the statistical probability that the design blocking standard is not being met; with the resulting trunk group requiring service action. For the NP-1 metrics, trunk groups exceeding a 2% threshold require action to prevent future blocking].</p> <p>The NP-1-01 and NP-1-02 sub-metrics include all FTGs provisioned per CLEC request regardless of whether or not the CLEC utilizes the FTG.</p> <p>For this measure, VZ Retail Trunks are defined as Common Final Trunks carrying Local Traffic between offices. Typical common final trunks are between end-offices and access tandems. CLEC Trunks are dedicated final trunks carrying traffic from the VZ tandem to the CLEC. Trunks not included:</p> <ul style="list-style-type: none">• IXC Dedicated Trunks• Common Trunks carrying only IXC traffic
Exclusions:
<p>Verizon will electronically notify CLECs (operational trunk staffs), of the following situations for blocked trunks. The notification states that Verizon identified a blocked trunk group due to CLEC reasons and that the trunk group will be excluded from Verizon performance. Verizon will make the exclusion automatically, unless the CLEC responds back within two business days from the date the e-mail notification was sent with valid documentation that the information presented by Verizon for the trunk group blockage is inaccurate.</p> <ul style="list-style-type: none">• Trunks blocked due to CLEC network failure• Trunks that actually overflow to a final trunk, but are not designated as an overflow trunk• Trunks blocked where CLEC order for augmentation is overdue• Trunks blocked where CLEC has not responded to or has denied VZ request for augmentation• Trunks blocked due to other CLEC trunk network rearrangements.
Performance Standard:
<p>Metrics NP-1-01, 02, and 03: No standard (Note: Because common trunks carry both retail and CLEC traffic, there will be parity with Retail on common trunks.)</p> <p>For individual trunk groups carrying traffic between VZ and CLECs, VZ will provide an explanation (and action plan if necessary) on individual trunks blocking for two months consecutively.</p> <p>Metric NP-1-04: An individual trunk should not be blocked for three consecutive months.</p>

Deleted: VZEAST201003

Deleted: NY200909Version

Deleted: 17

107

Report Dimensions – NP-1 Percent Final Trunk Group Blockage		
Company:		Geography:
<ul style="list-style-type: none"> • CLEC Aggregate • CLEC Specific 		<ul style="list-style-type: none"> • State Specific
Products:	Trunks:	
	<ul style="list-style-type: none"> • CLEC Trunks 	
Sub-Metrics		
NP-1-01 % Final Trunk Groups Exceeding Blocking Standard		
Calculation	Numerator	Denominator
	Number of Final Trunk Groups that exceed blocking threshold for one (1) month exclusive of trunks that block due to CLEC network problems as agreed by CLECs.	Total number of final trunk groups.
NP-1-02 % Final Trunk Groups Exceeding Blocking Standard (No Exclusions)		
Calculation	Numerator	Denominator
	Number of Final Trunk Groups that exceed blocking threshold.	Total number of final trunk groups.
NP-1-03 Number Final Trunk Groups Exceeding Blocking Standard – Two (2) Months		
Calculation	Numerator	Denominator
	Number of Final Trunk Groups that exceed blocking threshold, for two (2) consecutive months, exclusive of trunks that block due to CLEC network problems as agreed by CLECs.	Not applicable.
NP-1-04 Number Final Trunk Groups Exceeding Blocking Standard – Three (3) Months		
Calculation	Numerator	Denominator
	Number of Final Trunk Groups that exceed blocking threshold, for three (3) consecutive months, exclusive of trunks that block due to CLEC network problems as agreed by CLECs.	Not applicable.

Deleted: VZEAST201003

Deleted: NY200909Version

Deleted: 17

108

VZEAST201103-NY201012Version_18.0

Function:

NP-2 Collocation Performance

Definition:

This metric includes physical collocation arrangement products ordered and provisioned via the state tariffs. Products ordered include new arrangements and augments to existing arrangements where Verizon is required to perform work to add capacity for space, cable termination or DC power. Both state and federal collocation arrangements are provisioned in accordance with the intervals listed in the state tariff.

Interval: The average number of business days between order application date and completion or between order application date and response (notification of space availability) date. If a CLEC delays the collocation installation, the collocation interval is extended by the same number of days as the CLEC-caused delay. The application date is the date that a valid service request is received. A valid service request is a service request that was populated in accordance with the collocation application instructions found in the URL matrix listed at the beginning of the C2C guidelines.

Verizon and the CLECs may negotiate shorter or longer intervals after Verizon completes an initial space assessment and determination of the collocation request. In these cases, the NP-2 % On-time sub-metrics measure whether or not Verizon met the negotiated due date. The negotiated due date is documented on the initial response form. If Verizon is not able to provide a due date on the initial response form because space is not immediately available to accommodate the CLEC request, but space is pending, rather than reject the CLEC request (because no space is immediately available) Verizon will provide a negotiated due date on a subsequent letter to the CLEC.

Refer to the state tariff in effect for interval information. Refer to the URL matrix listed at the beginning of the C2C guidelines for the URL for specific collocation intervals (specific timelines and stop clocks are listed in the tariff). After accessing the referenced URL, select the desired state to access the state-specific tariffs.

Completions: VZ will not be deemed to have completed work on a collocation case until the arrangement is suitable for use by the CLEC, and the cable assignment information necessary to use the facility has been provided to the CLEC.

Exclusions:

- None

NP-2 Collocation Formula:

% On Time: (Number of Arrangements completed on or before DD (adjusted for milestone misses) divided by Number of Arrangements completed) multiplied by 100.

Milestone misses: The Milestone timeline is attached in Appendix P.

Performance Standard:

The collocation performance standards are based on the state tariff in effect for collocation. Refer to the URL matrix at the beginning of the C2C guidelines for the state tariff URL to obtain specific collocation intervals.

NP-2-01, and NP-2-05 Physical: 95% On Time

- Deleted: VZEAST201003
- Deleted: NY200909Version
- Deleted: 17

Report Dimensions:		
Company:		Geography:
<ul style="list-style-type: none"> CLEC Aggregate CLEC Specific 		<ul style="list-style-type: none"> State Specific
Products	<ul style="list-style-type: none"> New Applications Augment Applications 	
NP-2-01		
Sub-Metrics		
NP-2-01	% On Time Response to Request for Physical Collocation	
Calculation	Numerator	Denominator
	Number of requests for Physical Collocation arrangements where a response to the request was due in report period and was answered on time.	Number of requests for Physical Collocation where the initial response was due in report period.

Deleted: VZEAST201003
Deleted: NY200909Version
Deleted: 17

Sub-Metrics NP-2 Collocation Performance (continued)

NP-2-05		% On Time – Physical Collocation	
Products	<ul style="list-style-type: none"> New Applications Augment Applications 		
Calculation	Numerator		Denominator
	Number of Physical Collocation arrangements completed on or before DD (including DD extensions resulting from CLEC milestone misses).		Number of Physical Collocation arrangements completed.
	•		
	•		
	•		

Deleted: VZEAST201003
 Deleted: NY200909Version
 Deleted: 17

Function:		
NP-6 NXX Updates (Applicable to NJ Only)		
Definition:		
This metric measures the percentage of NXX updates that were installed in Verizon's switches by the Local Exchange Routing Guide ("LERG") effective date. This metric will be measured and reported on a calendar quarterly basis and will be included in Performance Standards calculations for the final month of the quarter.		
Exclusions:		
<ul style="list-style-type: none"> NXX updates where the interval between Verizon receipt of the CLEC request for the NXX update and the CLEC requested NXX update installation date is less than the industry standard interval specified by ATIS for requesting an NXX update (including, but not limited to, a requested activation date that is less than 45 days from input of code request information into the LERG). Delays in installation of NXX updates caused by the CLEC (including, but not limited to, activation requests with errors or omissions in the LERG, RDBS or BRIDS, changes in the information entered in the LERG, RDBS or BRIDS, or delays in assignment of NXX codes or installation of NXX codes caused by the CLEC). 		
Performance Standard:		
Parity with Verizon Retail.		
Report Dimensions:		
Company:	Geography:	
<ul style="list-style-type: none"> CLEC Aggregate CLEC Specific 	<ul style="list-style-type: none"> State Specific 	
Sub-Metrics		
NP-6-01 % of NXX Updates Installed by the LERG Effective Date		
Calculation	Numerator	Denominator
	Number of NXX updates in the reporting period that were installed by the LERG effective date.	Total number of NXX updates in the reporting period.

Deleted: VZEAST201003
Deleted: NY200909Version
Deleted: 17

Section 6
Billing Performance

(BI)

Function	Number of Sub-metrics
BI-1 Timeliness of Daily Usage Feed	1
BI-2 Timeliness of Carrier Bill	1
BI-3 Billing Accuracy and Claims Processing	4
BI-4 DUF Accuracy* (*Applicable to NJ Only)	1
BI-5 Accuracy of Mechanized Bill Feed* (*Applicable to NJ Only)	1
BI-6 Completeness of Usage Charges* (*Applicable to NJ & PA Only)	2
BI-7 Completeness of Fractional Recurring Charges* (*Applicable to NJ & PA Only)	2
BI-8 Non-Recurring Charge Completeness* (*Applicable to NJ & PA Only)	2
BI-9 Billing Completeness	1

Formatted: French (France)

Deleted: VZFAST201003

Deleted: NY200909Version

Deleted: 17

Billing Performance (BI)

Function:		
BI-1 Timeliness of Daily Usage Feed		
Definition:		
<p>This metric measures the number of business days from the creation of the message to the date that the usage information is made available to the CLEC on the Daily Usage Feed (DUF). Measured in percentage of usage records transmitted within four (4) business days. One report covers both UNE and Resale. For CLECs requesting this service, usage records will be provided to CLECs each business day. The usage process starts with collection of usage information from the switch. Most offices have this information teleprocessed to the data center. Not all offices poll usage every business day. Weekend and holiday usage is captured on the next business day. Usage for all CLECs is collected at the same time as VZ's.</p>		
Exclusions:		
<ul style="list-style-type: none"> • Verizon Test Orders • Long Duration Calls* <p>*Long Duration calls are defined as those calls that remain connected through two successive midnights. On all such calls, the call assembly process may output up to three record types indicating the beginning, continuation, or end of a long duration call. An annual study will be performed each December to determine the current volume of long duration calls.</p>		
Formula:		
<p>(Total usage records on DUF made available to CLEC in "y" business days divided by the total records on file) multiplied by 100 Note: y = 4</p>		
Performance Standard:		
BI-1-02: 95% in Four (4) Business Days		
Report Dimensions		
Company: <ul style="list-style-type: none"> • CLEC Aggregate • CLEC Specific 	Geography: <ul style="list-style-type: none"> • State Specific 	
Sub-Metrics		
BI-1-02	% DUF in four (4) Business Days	
Calculation	Numerator	Denominator
	Number of usage records on daily usage feed processed during month, where the difference between current date and call date is four (4) business days or less.	Number of Usage Records on DUF processed during month.

Deleted: VZEAST201003

Deleted: NY200909Version

Deleted: 17

Function:		
BI-2 Timeliness of Carrier Bill		
Definition:		
The percent of carrier bills sent to the carrier, unless the CLEC requests special treatment, within 10 business days of the bill date. The bill date is the end of the billing period for recurring, non-recurring and usage charges.		
Exclusions:		
<ul style="list-style-type: none"> Verizon Test Orders 		
Formula:		
(Number of Bills sent within 10 business days divided by Number of Bills sent) multiplied by 100.		
Performance Standard:		
98% in 10 Business Days		
Report Dimensions:		
Company:		Geography:
<ul style="list-style-type: none"> CLEC Aggregate 		<ul style="list-style-type: none"> State Specific
Sub-Metrics		
BI-2-01	Timeliness of Carrier Bill	
Calculation	Numerator	Denominator
	Number of carrier bills sent to CLEC ¹⁸ within 10 business days of bill date.	Number of Carrier Bills distributed.

¹⁸ Sent to Carrier, unless other arrangements are made with CLEC

Deleted: VZEAST201003

Deleted: NY200909Version

Deleted: 17

Function:**BI – 3 Billing Accuracy & Claims Processing****Definition:**

For sub-metrics BI-3-04, BI-3-05, BI-3-07 and BI-3-08:

These sub-metrics measure the promptness with which Verizon acknowledges and resolves CLEC billing adjustment claims processed in the Verizon Bill Claim Center. These sub-metrics include CLEC claims relating to a Wholesale Local bill presented by Verizon to the CLECs and is the CLEC's bill of record. These sub-metrics apply to CLEC claims that are submitted within 60 calendar days of the bill date and that are related to bill periods beginning on or after April 1st, 2003 in Verizon NY, CT and MA¹⁹.

Procedural Issues:

- Business hours for receipt of billing claims and transmission of responses are Monday through Friday, 8:00AM to 5:00PM Eastern Time, excluding Verizon Holidays;
- CLEC claims for billing errors or Verizon responses received outside these business hours shall be considered received at 8:00AM Eastern Time on the first business day thereafter.
- Claims must be submitted by e-mail to the appropriate claims organization. Refer to the URL matrix at the beginning of the C2C guidelines for the URL on Inquiries, Claims and Adjustments in effect at the time of the filing. All requested information must be provided. Only claims submitted via e-mail are included in the BI-3 metric calculations. Claims submitted via fax or US mail or any means other than email are not included in the BI-3 metric calculations.

Acknowledgment

- Acknowledgement is defined as the transmission of a specifically formatted message acknowledging receipt of the claim with required information or transmission of a message informing the CLEC that the (numbered) claim cannot be processed for a specified reason(s) (for example, if additional detail or information is needed) by e-mail to the e-mail address from which the CLEC sent the claim. The message will contain both the Verizon claim number and the associated CLEC claim number (when provided by the CLEC).
- Day of receipt shall be considered Day zero (0) for computing acknowledgement performance. The e-mail date/time stamp on the CLEC e-mail of claim submission will determine Day 0.
- The date/time stamp on the e-mail containing the Acknowledgement message will be considered the Acknowledgement time of record.

Resolution

- A claim is considered "resolved" when Verizon transmits an e-mail (in a predefined standard format) to the e-mail address from which the CLEC sent the claim and that either 1) denies the claim, 2) grants the claim or 3) denies the claim in part and grants the claim in part.
- Day of acknowledgement of a billing claim (as evidenced by the e-mail date/time stamp on the acknowledgement message) shall be considered Day "0"
- If the 28th calendar day falls on a weekend or Verizon Holiday, resolution will be considered timely if returned on the next business day.

¹⁹ The April 1, 2003 start date applies to New York, Connecticut, and Massachusetts. The start dates for the remaining VZ East states are as follows: Rhode Island: December 1st, 2001; Pennsylvania: April 1st, 2003; Delaware: July 1st, 2002; New Jersey: Contingent on Guideline approval; Maryland: Jan 1st, 2003; District of Columbia: Sept 1st, 2002; Virginia: June 1st, 2002.

Deleted: , West Virginia: Feb 1st, 2003

Deleted: VZEAST201003

Deleted: NY200909Version

Deleted: 17

Definition, continued

Closure

- A claim is considered "closed" when the credit appears (with both the Verizon and CLEC claim numbers) in the adjustment section of the Verizon invoice or when the CLEC agrees (via e-mail with Verizon's denial of the claim).

Scope

- For each master billing account number (BAN), each reason code submitted by a CLEC will count as a separate claim. There is no limitation on the number of claims by BAN or by reason code.

Note: Sub-metric BI-3-08 is reported on a two (2) month delayed basis.

Exclusions:

- For sub-metrics BI-3-04, and BI-3-05, BI-3-07 and BI-3-08: CLEC claims for adjustments such as: charges for directories, incentive regulation credits, credits for performance remedies, out-of-service credits, and special promotional credits.

Performance Standard:

- BI-3-04: 95% within two (2) business days after receipt
- BI-3-05: 95% within 28 calendar days after acknowledgement
- BI-3-07: No standard
- BI-3-08: 97.5% within 45 calendar days

Report Dimensions

Company:

- CLEC Aggregate
- CLEC Specific (applicable to MD for BI-3-04 and BI-3-05 only)
- MD Only: Verizon Affiliate Aggregate
- MD Only: Verizon Affiliate Specific

Geography:

- State Specific

Deleted: VZEAST201003
Deleted: NY200909Version
Deleted: 17

Sub-Metrics		
BI-3-04	% CLEC Billing Claims Acknowledged within two (2) Business Days	
Calculation	Numerator	Denominator
	Number of billing adjustment claims received during the month that are acknowledged within two business days after receipt.	Total number of billing adjustment claims received during the month.
BI-3-05	% CLEC Billing Claims Resolved within 28 Calendar Days After Acknowledgement	
Calculation	Numerator	Denominator
	Number of billing adjustment claims where the resolution was due in the report month and are resolved within 28 calendar days after acknowledgement.	Total number of billing adjustment claims where the resolution was due during the month.
BI-3-07	% Full or Partial Denials	
Calculation	Numerator	Denominator
	Number of claims for which the Verizon resolution is a full or partial denial in a month.	Total number of current month resolved claims.
BI-3-08	% CLEC Billing Claim Adjustments Appearing on the Bill within 45 days	
Calculation	Numerator	Denominator
	Number of resolved billing claims in the report month where the adjustment has appeared on an invoice in 45 or less days from the resolution date.	Total number of resolved billing claims in the report month where adjustment is granted.

Deleted: VZEAST201003

Deleted: NY200909Version

Deleted: 17

Function:	
BI – 4 DUF Accuracy (Applicable to NJ Only)	
Definition:	
<p>This measure captures the accuracy of the usage records transmitted from Verizon to the CLEC on the Daily Usage Feed ("DUF"). The measure is derived by dividing the number of usage records delivered in the reporting period that had complete information content and proper formatting by the total number of usage records delivered in the reporting period. The CLEC must report to Verizon within thirty (30) days after receipt usage records that do not have complete information content or proper formatting.</p> <p>In order to allow CLECs thirty (30) days to report DUF errors, the measurement for a reporting period will be reported and used for Performance Standards purposes on a one-month delayed basis (e.g., the measurement for the January reporting period will be included with measurements for February that are reported in March).</p>	
Exclusions:	
For Metric BI-4-01, any usage record with incomplete information content or improper formatting that is not reported to Verizon by CLEC within thirty (30) days after CLEC receipt of the usage record.	
Performance Standard:	
Metric BI-4-01: 95%	
Report Dimensions:	
Company: <ul style="list-style-type: none"> • CLEC Aggregate • CLEC Specific 	Geography: <ul style="list-style-type: none"> • State Specific
Sub-Metrics	
BI-4-01 % Usage Accuracy	
Calculation	Numerator
	Denominator
	Number of usage records delivered in the reporting period that had complete information content and proper formatting
	Total number of usage records delivered in the reporting period

Deleted: VZEAST201003
 Deleted: NY200909Version
 Deleted: 17

Function:		
BI – 5 Accuracy of Mechanized Bill Feed (Applicable to NJ Only)		
Definitions:		
<p>This measure captures the accuracy of the mechanized bill feed for CRIS bills. The measure is derived by dividing the total number of mechanized bill feed files delivered in the reporting period that had complete information content and proper formatting by the total number of files delivered in the reporting period. The CLEC must report to Verizon within thirty (30) days after receipt mechanized bill feed files that do not have complete information content or proper formatting.</p> <p>In order to allow CLECs thirty (30) days to report mechanized bill feed errors, the measurement for a reporting period will be reported and used for Performance Standards purposes on a one-month delayed basis (e.g., the measurement for the January reporting period will be included with measurements for February that are reported in March).</p>		
Exclusions:		
Any file with incomplete information content or improper formatting not reported to Verizon by CLEC within thirty (30) days after CLEC receipt of the file.		
Performance Standard:		
95%		
Report Dimensions:		
Company:	Geography:	
<ul style="list-style-type: none"> CLEC Aggregate CLEC Specific 	<ul style="list-style-type: none"> State Specific 	
Sub-Metrics:		
BI-5-01 % Accuracy of Mechanized Bill Feed		
Calculation	Numerator	Denominator
	Total number of files delivered in the reporting period that had complete information content and proper formatting	Total number of files delivered in the reporting period

Deleted: VZEAST201003
 Deleted: NY200909Version
 Deleted: 17

Function:					
BI – 6 Completeness of Usage Charges (Applicable to NJ & PA Only)					
Definition:					
<p>This measure captures the completeness of VZ usage charges and VZ usage billing errors that are itemized by date on the carrier bill of record. It is derived by dividing the count of date itemized usage charges on the bill that were recorded during the last two billing cycles by the total count of date itemized usage charges that appear on the bill.</p> <p>For VZ Retail, VZ may elect to perform this measurement by using a statistically valid sampling methodology.</p> <p>The BI-6-01 metric is applicable to both NJ and PA. The BI-6-02 metric is applicable to PA only.</p>					
Exclusions:					
Metric BI-6-02: A usage charge that accrued prior to the last two billing cycles and whose billing was delayed because of an order activity post completion discrepancy.					
Formula:					
$\frac{[(\text{Usage charges shown on the bill that were recorded during the last two billing cycles}) / (\text{Total usage charges shown on the bill})] \times 100}{}$					
Performance Standard:					
<p>BI-6-01: NJ: Parity with VZ Retail PA: No standard</p> <p>BI-6-02: Parity with VZ Retail.</p>					
Report Dimensions:					
Company: <ul style="list-style-type: none"> CLEC Aggregate CLEC Specific 	Geography: <ul style="list-style-type: none"> BI-6-01: State Specific BI-6-02: PA: State Specific 				
Sub-Metrics:					
BI-6-01 % Completeness of Usage Charges – Including Order Activity Post Completion Discrepancy Delayed Charges					
Calculation	<table border="1"> <thead> <tr> <th>Numerator</th> <th>Denominator</th> </tr> </thead> <tbody> <tr> <td>Usage charges shown on the bill that were recorded during the last two billing cycles</td> <td>Total usage charges shown on the bill</td> </tr> </tbody> </table>	Numerator	Denominator	Usage charges shown on the bill that were recorded during the last two billing cycles	Total usage charges shown on the bill
Numerator	Denominator				
Usage charges shown on the bill that were recorded during the last two billing cycles	Total usage charges shown on the bill				
BI-6-02 % Completeness of Usage Charges – Excluding Order Activity Post Completion Discrepancy Delayed Charges * applicable to PA only*					
Calculation	<table border="1"> <thead> <tr> <th>Numerator</th> <th>Denominator</th> </tr> </thead> <tbody> <tr> <td>Usage charges shown on the bill that were recorded during the last two billing cycles</td> <td>Total usage charges shown on the bill</td> </tr> </tbody> </table>	Numerator	Denominator	Usage charges shown on the bill that were recorded during the last two billing cycles	Total usage charges shown on the bill
Numerator	Denominator				
Usage charges shown on the bill that were recorded during the last two billing cycles	Total usage charges shown on the bill				

Deleted: VZEAST201003
 Deleted: NY200909Version
 Deleted: 17

Functions:		
BI – 7 Completeness of Fractional Recurring Charges (Applicable to NJ & PA Only)		
Definition:		
<p>This measure captures the completeness of VZ fractional recurring charges shown on the carrier bill of record. The measure is derived by dividing the fractional recurring charges shown on the bill that accrued in the last two billing cycles by the total fractional recurring charges shown on the bill.</p> <p>A "fractional recurring charge" is a recurring charge for a service that was subscribed to by a CLEC for only a portion of a billing cycle (e.g., the monthly recurring charge for a service that was installed or terminated on 15th day of a 30 day bill cycle).</p> <p>For VZ Retail, VZ may elect to perform this measurement by using a statistically valid sampling methodology.</p> <p>The BI-7-01 metric is applicable to both NJ and PA. The BI-7-02 metric is applicable to PA only.</p>		
Exclusions:		
Metric BI-7-02: A fractional recurring charge that accrued prior to the last two billing cycles and whose billing was delayed because of an order activity post completion discrepancy.		
Formula:		
$\left(\frac{\text{Fractional recurring charges shown on the bill that accrued in the last two billing cycles}}{\text{Total fractional recurring charges shown on the bill}} \right) \times 100$		
Performance Standard:		
<p>BI-7-01: NJ: Parity with VZ Retail PA: No standard.</p> <p>BI-7-02: Parity with VZ Retail.</p>		
Report Dimensions:		
Company:	Geography:	
<ul style="list-style-type: none"> CLEC Aggregate CLEC Specific 	<ul style="list-style-type: none"> BI-7-01: State Specific BI-7-02: PA: State Specific 	
Sub-Metrics		
BI-7-01 % Completeness of Fractional Recurring Charges – Including Order Activity Post Completion Discrepancy Delayed Charges		
Calculation	Numerator	Denominator
	Fractional recurring charges shown on the bill that accrued in the last two billing cycles	Total fractional recurring charges shown on the bill
BI-7-02 % Completeness of Fractional Recurring Charges – Excluding Order Activity Post Completion Discrepancy Delayed Charges *metric is applicable to PA only*		
Calculation	Numerator	Denominator
	Fractional recurring charges shown on the bill that accrued in the last two billing cycles	Total fractional recurring charges shown on the bill

Deleted: VZEAST201003
 Deleted: NY200909Version
 Deleted: 17

Function:	
BI – 8 Non-Recurring Charge Completeness (Applicable to NJ & PA Only)	
Definition:	
This measure captures the completeness of VZ non-recurring charges shown on the carrier bill of record. The measure is derived by dividing the non-recurring charges shown on the bill that accrued in the last two billing cycles by the total non-recurring charges shown on the bill.	
For VZ Retail, VZ may elect to perform this measurement by using a statistically valid sampling methodology.	
The BI-8-01 metric is applicable to both NJ and PA. The BI-8-02 metric is applicable to PA only.	
Exclusions:	
Metric BI-8-02: A non-recurring charge that accrued prior to the last two billing cycles and whose billing was delayed because of an order activity post completion discrepancy.	
Formula:	
[(Non-recurring charges shown on the bill that accrued in the last two billing cycles) / (Total non-recurring charges shown on the bill)] x 100	
Performance Standard:	
BI-8-01: NJ: Parity with VZ Retail PA: No standard.	
BI-8-02: Parity with VZ Retail.	
Report Dimensions:	
Company: • CLEC Aggregate • CLEC Specific	Geography: • BI-8-01: State Specific • BI-8-02: PA: State Specific
Sub-Metrics	
BI-8-01 % Completeness of Non-Recurring Charges – Including Order Activity Post Completion Discrepancy Delayed Charges	
Calculation	Numerator Non-recurring charges shown on the bill that accrued in the last two billing cycles
	Denominator Total non-recurring charges shown on the bill
BI-8-02 % Completeness of Non-Recurring Charges – Excluding Order Activity Post Completion Discrepancy Delayed Charges *Applicable to PA only*	
Calculation	Numerator Non-recurring charges shown on the bill that accrued in the last two billing cycles
	Denominator Total non-recurring charges shown on the bill

Deleted: VZEAST201003
Deleted: NY200909Version
Deleted: 17

Function:		
BI – 9 Billing Completeness		
Definition:		
<p>This measure captures the completeness of charges and credits by measuring the proportion of credits and charges appearing on the bill within the timeframes specified below. The measure includes the absolute value of the Verizon charges and credits shown on the Carrier bill of record (issued during the reporting month) except in the case of rate changes as described below. The measure is derived by dividing the charges and credits shown on the bill of record that accrued in the last twelve monthly billing cycles or within twelve billing cycles from the billing cycle specified below by the total charges and credits shown on the bill.</p> <ul style="list-style-type: none"> For rate adjustments where there is a credit for the entire amount billed at the prior rate and a corresponding charge for the entire amount at the revised rate for the same CLEC billed element and time period, the amount considered "not complete" (i.e., an amount that did not accrue within twelve monthly billing cycles) is the absolute value of the net increase or net decrease resulting from the difference between the credit for the prior rate and the corresponding charge for the revised rate. For example, if the rate for a billed element is revised to \$12 from \$10 per month, the absolute value of the net increase is \$2, or $\\$12 - \\10 per month. Similarly, if the rate for a billed element is revised to \$10 from \$12 per month, the absolute value of the net decrease is \$2, or $\\$10 - \\12 per month. For maintenance service charges start from the third billing cycle after trouble ticket close date. For billing adjustments (i.e. rate changes, rate restructures) as a result of a regulatory order (including but not limited to retroactive regulatory orders), start from the first billing cycle after the date the order is effective, unless otherwise ordered. For adjustment charges and credits relating to the reconciliation of customer reported information (e.g., Percent Local Usage), start from the first billing cycle after the date the information is received by Verizon. For charges and credits resulting from movement between accounts or invoices, start from the first billing cycle after the date of the agreement (or alternatively, the date all parties sign the agreement, if there is a written agreement) to move the charges or credits. 		
Exclusions:		
<ul style="list-style-type: none"> Performance Credits including PAP, IP, or ICA credits that are delayed by arbitration/contract signature Charges and credits attributable to fraud Charges and credits delayed by a third party carrier (e.g., meet point billing) 		
Performance Standard:		
Metric BI-9-01: 96%		
Report Dimensions:		
Company: <ul style="list-style-type: none"> CLEC Aggregate CLEC Specific 		Geography: <ul style="list-style-type: none"> State Specific
Sub-Metrics:		
BI-9-01 % Billing Completeness in Twelve Billing Cycles		
Calculation	Numerator	Denominator
	Current charges and credits shown on the bill that accrued in the last twelve billing cycles or within twelve billing cycles from the billing cycle specified above.	Total current charges and credits shown on the bill

Deleted: VZEAST201003
 Deleted: NY200909Version
 Deleted: 17

Section 7

Operator Services & Directory Assistance

(OD)

	Function	Number of Sub-metrics
OD-2	LIDB, Routing and OS/DA Platforms	0
OD-3	DA Database Update Accuracy* (<i>*Applicable to NJ Only</i>)	1

VZEAST201103-NY201012Version,18.0

125

Deleted: VZEAST201003

Deleted: NY200909Version

Deleted: 17

Operator Services and Databases (OD)

Function:
OD-2 LIDB, Routing and OS/DA Platforms
Performance Standard:
LIDB: <ul style="list-style-type: none">• LIDB reply rate to all query attempts: Bellcore produced standard• LIDB query time out: Bellcore produced standard• Unexpected data values in replies for all LIDB queries: 2%• Group troubles in all LIDB queries Delivery to OS Platform: 2% 800 Database: Bellcore produced standard AIN: Bellcore produced standard
Metrics Not Reported:
Verizon does not have the capability to report this performance area.

VZEAST201103-NY201012Version.18.0

126

Deleted: VZEAST201003

Deleted: NY200909Version

Deleted: 17

Function:	
OD-3 DA Database Update Accuracy (Applicable to NJ only)	
Definition:	
Directory Assistance. For Directory Assistance updates completed during the reporting period, the update order that the CLEC sent to Verizon is compared to the Directory Assistance database following completion of the update by Verizon. An update is "completed without error" if the Directory Assistance database accurately reflects the new listing, listing deletion or listing modification, submitted by the CLEC.	
Methodology:	
This measurement will be performed using statistically valid samples.	
Exclusions:	
<ul style="list-style-type: none"> None. 	
Performance Standard:	
OD-3-01: Parity with Verizon Retail.	
Report Dimensions:	
Company: <ul style="list-style-type: none"> CLEC Aggregate CLEC Specific 	Geography: <ul style="list-style-type: none"> State Specific
Sub-Metrics:	
OD-3-01 % Directory Assistance Update Accuracy – Including Service Order (Order Activity Post Completion Discrepancy) Errors	
Calculation	
	Numerator
	Denominator
	Number of updates completed without error
	Total number of updates.

Deleted: VZEAST201003
Deleted: NY200909Version
Deleted: 17

Section 8

General and Miscellaneous Standards

(GE)

	Function	Number of Sub-metrics
GE-1	Directory Listing Verification Reports* (*Applicable to NJ Only)	1
GE-2	Poles, Ducts, Conduit and Rights of Way* (*Applicable to NJ Only)	1
GE-3	Bona Fide Request Responses* (*Applicable to NJ Only)	1

Deleted: Directory Listing Verification Reports* (*Applicable to PA Only)]
Timely and Accurate Provisioning of White Page Directory Listings LSRs and DSRs* (*Applicable to PA Only)

Deleted: GE-5]
GE-6

Deleted: 5]

Deleted: 2

Deleted: VZEAST201003

Deleted: NY200909Version

Deleted: 17

128

General (GE)

Function:		
GE-1 Directory Listing Verification Reports (Applicable to NJ Only)		
Definition:		
This metric measures the percentage of directory listing verification reports transmitted on or before the due date. For the purposes of this metric, the due date for a directory listing verification report will be deemed to be the date 30 business days prior to the close out date for the directory. The process for obtaining listing verification reports is documented in Verizon's CLEC and Reseller Handbooks.		
Exclusions:		
<ul style="list-style-type: none"> • Reports that the CLEC has requested be transmitted less than 30 business days prior to the close out date for the directory. 		
Performance Standard:		
95% of directory listing verification reports transmitted on or before the due date.		
Report Dimensions:		
Company:	Geography:	
<ul style="list-style-type: none"> • CLEC Aggregate • CLEC Specific 	<ul style="list-style-type: none"> • State Specific 	
Sub-Metrics		
GE-1-01 % of Directory Listing Verification Reports Furnished On-Time		
Calculation	Numerator	Denominator
	Number of directory listing verification reports due in the reporting period that are transmitted on or before the due date.	Total number of directory listing verification reports due in the reporting period.

Deleted: VZFAST201003
 Deleted: NY200909Version
 Deleted: 17

Function:	
GE-2 Poles, Ducts, Conduit and Rights of Way (Applicable to NJ Only)	
Definition:	
This metric measures the percentage of requests for access to Verizon poles, ducts, conduit and rights of way, for which a response stating whether access will be granted is transmitted on or before the due date. For the purposes of this metric, the due date for a response to a request for access will be deemed to be the date 45 days after Verizon's receipt of a complete and accurate request for access.	
Exclusions:	
<ul style="list-style-type: none"> • Requests for access where the requesting party has agreed to receive a response to the request more than 45 days after Verizon's receipt of the request. • Delays in Verizon's response to the request caused by the CLEC (including, but not limited to, a failure by the CLEC to submit a reasonably complete and accurate request [application] for access, a failure by the CLEC to timely provide information needed to process its request for access, and changes in the CLEC's request for access). 	
Performance Standard:	
95% of responses transmitted on or before the due date.	
Report Dimensions	
Company: <ul style="list-style-type: none"> • CLEC Aggregate • CLEC Specific 	Geography: <ul style="list-style-type: none"> • State Specific
Sub-Metrics	
GE-2-01	% of Access Request Responses Transmitted On-Time
Calculation	Numerator
	Denominator
	Number of access request responses due in the reporting period that are transmitted on or before the due date.
	Total number of access request responses due in the reporting period.

Deleted: VZEAST201003
Deleted: NY200909Version
Deleted: 17

Function:		
GE-3 Bona Fide Request Responses (Applicable to NJ Only)		
Definition:		
This metric measures the percentage of bona fide requests ("BFRs") for access to UNEs, for which a response stating whether the requested access will be offered is transmitted on or before the due date. For the purposes of this metric, the due date for a response to a request for access will be deemed to be the due date specified in the CLEC's interconnection agreement with Verizon or such later date as may have been agreed to by the CLEC and Verizon.		
Exclusions:		
<ul style="list-style-type: none"> None 		
Performance Standard:		
No standard.		
Report Dimensions:		
Company:	Geography:	
<ul style="list-style-type: none"> CLEC Aggregate CLEC Specific 	<ul style="list-style-type: none"> State Specific 	
Sub-Metrics		
GE-3-01 % of BFR Responses Furnished On-Time		
Calculation	Numerator	Denominator
	Number of BFR access request responses due in the reporting period that are transmitted on or before the due date.	Total number of BFR access request responses due in the reporting period.

Deleted: VZEAST201003
 Deleted: NY200909Version
 Deleted: 17

Function:

Deleted: GE-5 Directory Listing
Verification Reports (Applicable to
PA Only) ... [3]

VZFAST201103-NY201012Version.18.0

132

Deleted: VZFAST201003

Deleted: NY200909Version

Deleted: 17

Glossary

Application Date	The date that a valid order is received.
ASR	Access Service Request
VZ Administrative Orders	Orders completed by VZ for administrative purposes and NOT at the request of a CLEC or end user. These also include administrative orders for VZ official lines and LIDT (Left in Dial Tone).
Basic Edits	Front-end edits performed by Request Manager prior to order submission. Basic Edits performed against Request Manager provided source data include the following validations: State Code must equal NY, CT, MA, RI, PA, DE, NJ, MD, DC, VA; CLEC ID can not be blank; All dates and times must be numeric; Order Type must be '1','2','3','4'; Svc Order Type must be '0','1','2'; Flowthru Candidate Ind and Flowthru Indicator must be 'Y' or 'N'; Lines Number must be numeric; Service Order Classification must be '0' or '1'; Confirmation Method must be 'E', 'M' 'W'; Each submission must have a unique key (PON + Ver + CLEC ID + State); Confirmation, Reject and Completion Transactions must have matching Submission record. Any changes to basic edits will be provided via VZ Change Control procedures. Orders which failed edits have a reject date and a reject source type.
Bill Cycle Hold	The time during which certain Verizon Billing systems hold transactions while the monthly bill is processed.
Collocation Milestones	Refer to the state tariff for specific collocation intervals. In Physical Collocation, the CLEC and VZ control various interim milestones they must meet to meet the overall intervals. The interval clock will stop, and the final due date will be adjusted accordingly, for each milestone the CLEC misses (day for day). Prior to the CLEC beginning the installation of its equipment, the CLEC must sign the VZ work completion notice, indicating acceptance of the multiplexing node construction work and providing VZ with a security fee, if required, as set forth on the Verizon Partner Solutions website. Payment is due within 30 days of bill date. The CLEC may not install any equipment of facilities in the multiplexing node(s) until after the receipt by VZ of the VZ work completion notice and any applicable security fee. In Virtual Collocation, VZ and the CLEC shall work cooperatively to jointly plan the implementation milestones. VZ and the CLEC shall work cooperatively in meeting those milestones and deliverables as determined during the joint planning process. A preliminary schedule will be developed outlining major milestones including anticipated delivery dates for the CLEC-provided transmission equipment and for training.

Deleted: , WV

Deleted: VZEAST201003

Deleted: NY200909Version

Deleted: 17

133

Change Management Notices	Change Management Notices are notices sent to the CLECs to notify CLECs of scheduled interface-affecting changes.
Interconnection Trunks (CLEC) Requests	< = 192 Forecasted Trunks are CLEC requests for 192 trunks or less that are forecasted by the CLEC and are not projects. > 192 and Unforecasted Trunks are CLEC requests that are for greater than 192 trunks, or are not forecasted by the CLEC, or are projects.
Common Final Trunk Blockage:	Common final trunks carry traffic between VZ end offices and the VZ access tandem, including local traffic to VZ customers as well as CLEC customers. (In rare circumstances, it is possible to have a common final trunk group between two end offices.) The percentage of VZ common final trunk groups carrying local traffic, exceeding the applicable blocking design standard (either B.01 or B.005) will be reported. All CLEC trunks are engineered at the B.005 level. In all but the Washington Metropolitan area, local common trunks are engineered at the B.005 level. In the Washington Metropolitan area, common trunks are engineered at the B.01 level.
Common Trunks:	High Usage Trunks carry two-way local traffic between two VZ end offices. High Usage Common Trunks are designed so that traffic will overflow to final trunk groups. Local trunks are designed such that no more than 0.5% (B.005 standard) of traffic will overflow during the busy hour in all Verizon New York geographies. Final Trunks: (All Verizon except New York LATA) Final Trunks carry two-way local and long distance IXC traffic between an end office and an access tandem switch. Common Final Trunks are designed so that no more than 0.5% (B.005 standard) of traffic will block during the busy hour. Final Trunks – Local (NY LATA 132) Final Trunks carry local two-way traffic between an end office and an access tandem switch. Common Final Trunks are designed so that no more than 0.5% (B.005 standard) of traffic will block during the busy hour. Final Trunks – IXC (NY LATA 132 and Washington Metropolitan Calling Area) Final Trunks carry long distance IXC two-way traffic between an end office and an access tandem switch. Common Final Trunks are designed so that no more than 0.5% (B.005 standard) of traffic will block during the busy hour.
Company Initiated Orders	Provisioning orders processed for administrative purposes and not at customer request.
Company Services	Official Verizon Lines
Completion Date	The date noted on the service order as the date that all physical work is completed as ordered.
Hot Cut Coordinated	A coordinated Hot Cut is the live manual transfer of a dial tone line to a CLEC Loop completed with manual coordination by VZ and CLEC technicians to minimize disruptions for the end user customer. Coordinated Hot Cuts include Basic Hot Cuts and Large Job Hot Cuts. The specific type of request will be identified on the LSR according to published business rules.
CPE	Customer Premises Equipment.

Deleted: VZEAST201003

Deleted: NY200909Version

Deleted: 17

Cut-Over Window	Amount of time from start to completion of physical cut-over of lines.
Dedicated Final Trunks Blockage:	A dedicated final trunk group does not overflow. Dedicated final trunk groups carry local traffic from a VZ Access Tandem to a CLEC switch. All dedicated final trunk groups to the CLECs are engineered at a design-blocking threshold of B.005.
Dedicated Trunks	<p>High Usage Trunks – CLEC Interconnection: carry one-way traffic from a CLEC end office to a Verizon Tandem Office or carry two-way local traffic between a Verizon end-office and a CLEC end-office. High Usage Common Trunks are designed so that traffic will overflow to final trunk groups. Local trunks are designed such that no more than 0.5% (B.005 standard) of traffic will overflow during the busy hour in all Verizon geographies. These trunks are ordered by the CLEC.</p> <p>Final Trunks – CLEC Interconnection: carry one-way traffic from a CLEC end-office to a Verizon Tandem Office or carry two-way traffic between an end-office and a tandem switch. CLECs order these trunks from VZ and engineer to their desired blocking design threshold.</p> <p>High Usage Trunks – VZ to CLEC Interconnection: carry one-way local traffic from a Verizon end-office to a CLEC end-office. High Usage Common Trunks are designed so that traffic will overflow to final trunk groups. Local trunks are designed such that no more than 0.5% (B.005 standard) of traffic will overflow during the busy hour in all Verizon geographies. VZ orders these trunks from CLECs.</p> <p>Final Trunks – VZ to CLEC Interconnection: carry one-way traffic from a VZ end office or a tandem switch. Final Trunks are designed so that no more than 0.5% (B.005 standard) of traffic will block during the busy hour in all Verizon geographies. VZ orders these trunks from CLECs.</p> <p>High Usage Trunks – IXC Feature Group D: carry two-way traffic between a Verizon end-office and an IXC POP. High Usage Trunks are designed so that traffic will overflow to final trunk groups. IXC trunks are designed such that no more than 0.5% (B.005 standard) of traffic will overflow during the busy hour in all Verizon geographies. IXCs order these trunks from VZ.</p> <p>Final Trunks – IXC Feature Group D: carry two-way traffic between an end-office and a tandem switch. Common Final Trunks are designed so that no more than 0.5% (B.005 standard) of traffic will block during the busy hour in all Verizon geographies. IXCs order these trunks from VZ.</p>
Dispatched Orders:	An order requiring dispatch of a Verizon Field technician outside of a Verizon Central Office. Intervals differ by line size. In all areas, for orders greater than or equal to 10 lines, a facility check is required and the interval negotiated. In many, but not all areas, a facility records check (in Engineering) is also performed for orders with six (6) to nine (9) lines.

Deleted: VZEAST201003

Deleted: NY200909Version

Deleted: 17

Dispatched Troubles:	Loop or Drop Wire Troubles reports found to be in drop wire or outside plant. Disposition codes 03 or 04.
Disposition Codes	The code assigned by the Field Technician upon closure of trouble. This code identifies the plant type/location in the network where the trouble was found.
DUF	Daily Usage Feed:
EEL	Enhanced Extended Link (EEL) is a combination of dedicated Unbundled Network Elements that includes loops, transport, and may include multiplexing.
FOC	Firm Order Confirmation.
Hot Cut – Basic	<p>A Basic Hot Cut is a Hot Cut that is not a Large Job Hot Cut, as defined below. A Basic Hot Cut is a Coordinated Hot Cut. Basic Hot Cuts have fixed intervals depending upon line size. CLECs specify FDT on the LSR.</p> <p>A non-WPTS Basic Hot Cut is a Hot Cut that is not a Large Job Hot Cut, as defined below, and in which the CLEC declines to use WPTS or is not trained or certified to use WPTS.</p>
Hot Cut – Large Job	A Large Job Hot Cut is a Hot Cut in which the loops included in a CLEC's order (or in multiple orders submitted by a single CLEC) are processed as a group, and are cut-over together at a specified time. A coordinated Hot Cut specified on the LSR as a Large Job. Intervals for Large Jobs are negotiated. Large Jobs are specified by a CLEC and include multiple orders/lines within the same Central Office. IDLC Loops are not eligible for the Large Job Hot Cut process and will be counted as Basic Hot Cuts.
Line Sharing	<p>Line Sharing allows a separate high-speed data channel on an existing copper pair to be made available to the customer. This single line (a shared loop), with the use of a splitter, simultaneously supports analog voice-grade POTS service and data communications.</p> <p>In order for a loop to be eligible for a Line Share Arrangement, the analog voice-grade POTS service must be provided to the customer by Verizon and the dial tone must originate from a Verizon End Office Switch in the wire center where the Line Share Arrangement is being requested, and the xDSL technology deployed by Verizon does not interfere with the analog voice band transmission.</p> <p>Line Sharing is only available where Verizon provides the voice and data service.</p>

Deleted: VZEAST201003

Deleted: NY200909Version

Deleted: 17

2-Wire Digital	This service provides a digital 2-Wire enhanced channel. It is equivalent to a 2-wire loop less than 18,000 feet from the NID at the end user's premises to the main distributing frame (which is connected to the CLEC's collocation arrangement in the Verizon Central Office in which the end user is served. The 2-Wire Digital – ISDN BRI Loop is only available to the CLEC for use in conjunction with the provision of local exchange service and exchange access to its end users.
2W xDSL Loop	xDSL links provide transmission technologies capable of supporting the following DSL technologies. 1. Asymmetrical Digital Subscriber Line (ADSL) 2. High-Bit Rate Digital Subscriber Line (HDSL) 3. Symmetrical Digital Subscriber Line (SDSL) 4. Integrated Digital Subscriber Line (IDSL) 5. Other DSL technologies to the extent that standards are identified and approved by ANSI (T1E1). These xDSL technologies are provisioned on qualified facilities and use line codes as specified in ANSI standards. 6. Includes UNE Loop Sharing where technically feasible. For metrics purposes, Loop Share is the process in which one CLEC provides narrowband voice service over the low frequency portion of a UNE copper loop, that is part of a UNE Loop arrangement (not UNE Platform), and a second CLEC provides digital subscriber line service over the high frequency portion of that same loop. Digital Two-Wire Link (including ADSL, HDSL, SDSL and IDSL)— Provides a channel equivalent to a two-wire, non-loaded, twisted copper pair loop from an end user's premises to a POI at a collocation arrangement in the Telephone Company's central office. These links are provisioned in accordance with the technical specifications approved and adopted by ANSI. The digital two-wire link is available where qualified facilities exist. The Telephone Company will not construct new copper facilities to provide these links. Only non-loaded and non-repeated twisted cable pairs that do not exceed a technical length limitation as specified in ANSI documentation can support xDSL capabilities.
Loop Qualification	Loop qualification is the manual step whereby it is determined if the loop facility meets or can be made to meet specifications necessary for 2-Wire Digital or xDSL services.
LSR	Local Service Request
LSRC	Local Service Request Confirmation
Mechanized Flow-Through:	Orders received electronically through the ordering interface (Request Manager) and requiring no manual intervention to be entered into the SOP.
Negotiated Intervals	A process whereby Verizon and the CLEC discuss and come to a mutual agreement on a delivery date of requested services. This agreement should be based on customer, CLEC and Verizon requirements; including but not limited to equipment, facility and work resources required for completing the requested services. Both the CLEC and Verizon should be able to explain the requirements and positions for the discussion.
Network Troubles	Troubles with a disposition code of 03 (Drop Wire), 04 (Loop), or 05 (Central Office) or trouble codes of CO (Central Office), FAC (Facility), or STN (Station). Excludes Subsequent reports (additional customer calls while the trouble is pending), Customer Premises Equipment (CPE) troubles, troubles reported but not found on dispatch (Found OK and Test OK), and troubles closed due to customer action.

Deleted: VZEAST201003
Deleted: NY200909Version
Deleted: 17

Non-Mechanized:	Orders that require some manual processing. Includes orders received electronically that are not processed directly into the legacy provisioning systems, and are manually entered by a VZ representative into the VZ Service Order Processor (SOP) system. For orders not received electronically (such as faxed or courier orders), 24 hours are added to all intervals.
No-Dispatch Troubles:	Troubles reports found to be in the Central Office, including frame wiring and translation troubles. Disposition Codes 05.
No-Dispatch Orders:	Orders completed without a dispatch outside a Verizon Central Office. Includes orders with translation changes and dispatches inside a Verizon Central Office.
Orders with \geq six (6) lines:	In all geographic areas, a facility check is completed on orders greater than or equal to six (6) lines.
OSS	Operations Support Systems
Parsed CSR	The Parsed CSR transaction returns fielded Customer Service Record data to the customer when the PARSEIND field = Y on the inquiry. The parsed CSR transaction enables CLECs to populate their ordering template. This transaction is available on EDI and CORBA. The Verizon Parsed CRS transaction supports POTS accounts, it currently does not support complex accounts including ISDN and Centrex.
POTS Total (Business/Residence)	Plain Old Telephone Services (POTS) include all non-designed lines/circuits that originate at a customer's premise and terminate on an OE (switch Office Equipment). POTS include Centrex, and PBX trunks.
UNE POTS Total	This product group includes UNE POTS-Loop, and excludes UNE Hot Cut Loops.
PON	Purchase Order Number: Unique purchase order provided by CLEC to VZ placed on LSRC or ASR as an identifier of a unique order.
Projects	<p>Projects are designated by CLECs. For Trunks, any request for a new trunk group, augment for more than 384 trunks, complex (E911 or DA) or request out of the ordinary requiring special coordination, such as rearrangements is considered a project.</p> <p>For Special Services ordered via ASRs the following is considered a project:</p> <p>UNE IOF Projects – New connects: The A or Z end of the circuit must be at the same location, and the number of circuits for DS1 is eight (8) or more circuits, and for DS3 is eight (8) or more circuits.</p> <p>UNE Loop Projects – New connects: The A or Z end of the circuit must be at the same location, and the number of circuits to qualify for a project are : for DS1 = 10 or more circuits, for DS3 10 or more circuits.</p> <p>Coordinated Conversions (when one CLEC assumes another CLECs circuits due to bankruptcy, takeovers or mergers):</p> <p>For additional information on Special Services projects, refer to the CLEC Handbook.</p>

Deleted: VZEAST201003
Deleted: NY200909Version
Deleted: 17

Reject	An order is rejected when there are omissions or errors in required information. Rejects also include queries where notification is provided to a CLEC for clarification on submitted orders. The order is considered rejected and order processing is suspended while a request is returned or queried.
Run Clock	A measure of duration time where no time is excluded. Duration time is calculated comparing the date and time that a trouble is cleared to the date and time that the trouble was reported.
Segment	Segments are parts of whole orders. [NVL SEGMENT, 0=<1] A segment is used to apportion a longer order to meet limitations of record lengths. Similar to a separate page or section on the same order. Applicable to Verizon North only.
SOP	Service Order Processor
Special Services	Special Services are services that require engineering design intervention. These services include (but are not limited to) such services as: high capacity services (DS1 or DS3, primary rate ISDN, 4-Wire xDSL services, digital services, and private lines or foreign served services (a line physically in one exchange, served by another through a circuit). Excludes access service (access services are defined as those purchased under the state or federal access tariff by a wholesale/carrier customer). For Retail, any service or element involving circuit design purchased by a Verizon retail customer, regardless of state or federal access tariff. Excludes trunks. IOF and EEL are separately reported for provisioning.
Stop Clock	A measure of duration time where some time is excluded. The clock is stopped when testing is occurring, VZ is awaiting carrier acceptance, or VZ is denied access.
Suspend/Restore Orders	Orders completed by VZ to suspend for non-payment or restore for payment . [SNPRES_IND.IS NOT NULL]
Test Orders	Orders processed for "fictional" CLECs for VZ to test new services, attestation of services etc.
TGSR	Trunk Group Service Request. A request that CLECs submit to Verizon to request augmentation to the Verizon network to accommodate an increase in CLEC volume.
Two wire digital ISDN Loop	2-Wire unbundled digital loop (previously called 2-Wire Digital Loop) that is compatible with ISDN basic Rate service. It is capable of supporting simultaneous transmission of two (2) B channels and One (1) D channel. It must be provided on non-loaded facilities with less than 1300 OHMs of resistance and not more than 6 kft of bridge tap. This service provides a digital 2-Wire enhanced channel. It is equivalent to a 2-Wire loop less than 18,000 feet from the NID at the end user's premises to the main distributing frame (which is connected to the CLEC's collocation arrangement), in Verizon's Central Office where the end user is served. The 2-Wire Digital – ISDN BRI loop, currently offered by Verizon, is designed to support the Integrated Services Digital Network (ISDN) Basic Rate Service which operates digital signals at 160 kilobytes per second (kbps). The 2-Wire Digital – ISDN BRI loop is only available to the CLEC for use in conjunction with the provision of local exchange service and exchange access to its end-users.

Deleted: VZEAST201003

Deleted: NY200909Version

Deleted: 17

WPTS	<p>Wholesale Provisioning and Tracking System (WPTS) is an automated system used by Verizon for the following purpose:</p> <ul style="list-style-type: none"> • delivering information to CLECs relating to the status of Hot Cut orders, • receiving information or instructions relating to Hot Cut orders from CLECs, • retrieving information relating to Hot Cut orders from other Verizon systems, • for generating reports. <p>The term "WPTS" is also used to refer to any system subsequently utilized by Verizon to perform similar functions in place of or in addition to the version of WPTS that is currently being utilized (at time of the NY PSC 12/16/04 order).</p>
------	--

VZFAST201103-NY201012Version_18.0

140

Deleted: VZFAST201003
Deleted: NY200909Version
Deleted: 17

Product identification descriptions:

Retail	Major Customer Name/Number entered on Provisioning order first four (4) characters does not contain the values "RSID" which indicates resold or "AECN" which indicates unbundled.
Resale	Major Customer Name/Number entered on Provisioning order-first four (4) characters does contain the value "RSID" the 6th through 10th indicate reseller id. RSID except test and training RSID orders Ordering: ORDER-TYPE of ORDERING-MASTER-REC = ' 1'
UNE	Major Customer Name/Number entered on provisioning order- first four (4) characters contains the values "AECN" which indicates unbundled. Characters 6 through 10 indicate the Telecommunications carrier id. Ordering: ORDER-TYPE of ORDERING-MASTER-REC = '2' or '3'
POTS - Total	Two-wire analog service with a telephone number and POTS class of service. Includes analog loop (SVGAL). Ordering: <ul style="list-style-type: none"> • Service order classification of ordering master rec = 0 Provisioning: <ul style="list-style-type: none"> • POTS Orders are defined as not having a circuit layout or are not for ISDN service Maintenance: <ul style="list-style-type: none"> • Class Service = 04/05/06/07/08/09/10/13/19/20/21
Complex:	Provisioning: <ul style="list-style-type: none"> • ISDN Basic Rate: Service Code Modifier (SCM) begins with IB • 2-Wire Digital Services • 2-Wire xDSL Services
Special Services	Criteria for inclusion (for line count and trouble tickets) is report category (rpt_cat) is "CR" indicating a Customer Reported trouble, circuit ID does not indicate (fourth character of circuit id for a length of 2) "TK","IB","DI","DO" because these are considered POTS, 7th character of circuit id does not indicate official Verizon line as defined by Bellcore standard practice, trouble code (TROUBLE_CD) is either "FAC" "CO" or "STN" indicating a network trouble, Maintenance center (MCTR) is not training or blank which excludes troubles entered for employee training purposes, Subsequent calls on the same trouble are not included in these metrics, Troubles/lines are excluded where circuit id (cktid character 4 for a length of 2) indicates non-UNE access circuit.
For Trunks:	For Maintenance: Criteria for inclusion is Circuit format (cfmt) is 'M' as defined by Bellcore standard, report category (rpt_cat) is "CR" indicating a Customer Reported trouble, trouble code (trbl_cd) is either "FAC" or "CO" indicating the trouble was found in the Facility-cable (from Central Office to customers location) or in the Central Office (the trouble was found within the Verizon Central Office), Maintenance Center (MCTR) is not training or blank which excludes troubles entered for employee training purposes, Subsequent calls on the same trouble are not included in these metrics.

Deleted: VZEAST201003

Deleted: NY200909Version

Deleted: 17

Version Information

Version Number	Reason for Update	Filed Date	Effective Date (NY)
1.0	NY PSC 6/30/1999 Order in Case 97-C-0139	7/12/1999	
1.1	NY PSC 11/5/1999 Order in Case 97-C-0139	11/15/1999	
2.0	NY PSC 2/16/2000 Order in Case 97-C-0139	2/29/2000	
3.0	NY PSC 12/15/2000 Order in Case 97-C-0139	12/22/2000	
4.0	NY PSC 10/29/2001 Order in Case 97-C-0139	11/8/2001	
5.0	NY PSC 4/29/2002 Order in Case 97-C-0139	5/14/2002	
6.0	NY PSC 10/25/2002 Order in Case 97-C-0139	11/8/2002	December, 2002
7.0	NY PSC 10/29/2003 Order in Case 97-C-0139	11/13/2003	January, 2004 March, 2004 (BI-3-08) June, 2004 (OR-11) September, 2004 (OR-RPON)
8.0*	NY PSC 8/27/2004 Order in Case 97-C-0139	9/13/2004	December, 2004
8.01	Errata Filing: Corrected South OR SOP hours. Corrected Footer effective month information Removed SNP & Restore exclusion from PR-1	9/24/2004	December, 2004
9.0	NY PSC 12/16/2004 Hot Cut C2C Guidelines Order in Case 97-C-0139	1/06/2005	February, 2005
10.0	NY PSC 4/15/2005 Order in Case 97-C-0139	5/02/2005	November, 2005
11.0	NY PSC 12/1/2005 Order in Case 97-C-0139	12/16/2005	Consensus Changes: April, 2006
12.0	NY PSC 6/30/2006 Order in Case 97-C-0139	7/11/2006	November, 2006
13.0	NY PSC 10/23/2006 Order in Case 97-C-0139	10/27/2006	March, 2007
14.0	NY PSC 05/23/2007 Order in Case 97-C-0139	6/7/2007	June, 2007
15.0	NY PSC 07/20/2007 Order in Case 97-C-0139	7/20/2007	November, 2007
16.0	NY PSC 12/16/2008 Order in Case 97-C-0139	12/31/2008	July, 2009
17.0	NY PSC 09/17/2009 Order in Case 97-C-0139	10/19/2009	March, 2010
18.0	NY PSC 12/21/2010 Order in Case 97-C-0139	01/20/2011	March, 2011

* Migration to the regional East Guidelines document

Deleted: VZEAST201003

Deleted: NY200909Version

Deleted: 17

Implementation process for the East Guidelines

State	Compliance Filing Due Date
NY, CT	Generally 15 calendar days after order issue date
MA	10 calendar days after NY filing
RI	30 calendar days after NY filing
NJ, DE, MD*, VA	30 calendar days after NY filing
PA	30 calendar days after NY filing
DC	30 calendar days after NY filing

Deleted: , WV

Deleted: VZEAST201003

Deleted: NY200909Version

Deleted: 17

GE-5 Directory Listing Verification Reports (Applicable to PA Only)

Definition:

This metric measures the timeliness and accuracy of directory listing verification reports ("DLVR"), and corrections to the electronically transmitted DLVR that CLECs submit to correct errors in the DLVR. For the purposes of this metric, the due date for a directory listing verification report will be deemed to be the date 30 business days prior to the close out date for the directory. The due date for CLEC submissions of corrections is 15 calendar days prior to the close out date for the directory. The due date for Verizon's corrected DLVR to CLECs is 10 calendar days prior to the close out date for the directory. The process for obtaining listing verification reports is documented in VZ's CLEC and Reseller Handbooks, as supplemented by this performance metric.

This metric also measures the completeness and accuracy of the listings contained in Verizon's White Pages Directories.

Error means any omission of a directory listing for which the CLEC requested the inclusion of the listing in the directory; the inclusion of a directory listing for which the CLEC requested the exclusion of the listing in the directory; incorrect telephone number; incorrect address; incorrect name.

"Incorrect" means any deviation from the listing information contained in the LSR or DSR.

GE-5-01 will examine a statistically valid random sample of each individual CLEC's white pages listings contained in each DLVR to determine whether those listings were provisioned accurately in accordance with the CLEC's DSR/LSR. For LSR/DSR orders that select the "retain as is" or "ERL" field, Verizon PA must examine the listing information contained in the database prior to processing the CLEC order and subsequent to processing the CLEC order, to determine whether the CLEC order was provisioned accurately.

Notes:

GE-5 was originally numbered as GE-1 in the Pennsylvania C2C Guidelines.

GE-5 is a tracking metric for a trial period after which it will be evaluated to determine if it captures both the appropriate performance and measures it meaningfully.

Exclusions:

Reports that the CLEC has requested be transmitted less than 30 business days prior to the close out date for the directory.

GE-5-02 Directory Listings that were provisioned accurately in accordance with the original DSR or LSR.

Performance Standard:

GE-5-01 95% of DLVRs transmitted on or before the due date.

GE-5-02 98% accuracy of DLVRs

GE-5-03 98% of DLVR revisions transmitted on or before the due date

GE-5-04 98% accuracy on DLVRs revisions

GE-5-05 99% accuracy of White Page Listings

Page Break

Report Dimensions:

Company: CLEC Aggregate CLEC Specific	Geography: State Specific
Products:	All

Sub-Metrics – GE-5 Directory Listing Verification Reports		
GE-5-01 % of Directory Listing Verification Reports Furnished On-Time		
Calculation	Numerator	Denominator
	Number of DLVRs due in the reporting period that are transmitted on or before the due date.	Total number of DLVRs due in the reporting period.
GE-5-02 % Accuracy of DSR/LSR Inclusion in DLVRs		
Calculation	Numerator	Denominator
	Number of CLEC specific listings included in the random sample of listings contained in each DLVR transmitted within the reporting period or the prior reporting period for which the due date for the submissions of DLVRs is within the reporting period, that were provisioned accurately in accordance with the original DSR/LSR.	Total Number of sampled CLEC specific listings.
GE-5-03 % DLVR Corrections Furnished on Time		
Calculation	Numerator	Denominator
	Number of DLVR revisions in the reporting period that are transmitted on or before the due date to the CLEC	Total number of DLVRs revisions due in the reporting period provided to Verizon by CLEC
GE-5-04 % Accuracy of DLVR Corrections		
Calculation	Numerator	Denominator
	Number of DLVR corrections for which no further CLEC request for correction is submitted within the reporting month.	Total number of DLVR corrections transmitted during the reporting month.
GE-5-05 White Pages Errors and Omissions		
Calculation	Numerator	Denominator
	Number of Lines of White Pages Errors in White Pages Directories previously identified in LVR on a per CLEC per Directory basis.	Total number of CLEC White pages listing lines in White pages directories appearing in an LVR for each directory on a per CLEC, per directory basis.

-----Page Break-----

Function:
GE-6 Timely and Accurate Provisioning of White Page Directory Listings LSRs and DSRs (Applicable to PA Only)
Definition:
Measurement of the timely and accurate provisioning of LSR and DSR Orders that result in the update of the directory assistance database and the database used for the publication of the directory white pages. The measurement is based on a statistically valid sampling of all LSR and DSR orders for each CLEC individually, performed monthly, to determine that the order was timely and accurately provisioned. Verizon and CLECs must mutually agree on the random sampling methodology.

Notes:

GE-6 was originally numbered as GE-3 in the Pennsylvania C2C Guidelines

GE-6 is a tracking metric for a trial period after which it will be evaluated to determine if it captures both the appropriate performance and measures it meaningfully.

Exclusions:

VZ Test Orders

Orders submitted by a means other than EDI or WEB GUI (e.g. faxed or mailed orders), unless EDI or GUI is unavailable

Performance Standard:

Metric GE-6-01: 95% on time

Metric GE-6-02: 98% of orders provisioned accurately.

Report Dimensions

Company:
CLEC Aggregate
CLEC Specific

Geography:
State Specific

Sub-Metrics**GE-6-01 Completion on Time**

Products

ALL

Calculation

Calculation

Numerator

Denominator

Number of orders processed for update to the directory assistance/white page listing database on time

Number of orders pulled for random sample on a per CLEC basis in a single month.

GE-6-02 Accuracy of Processing

Products

ALL

Calculation

Calculation

Numerator

Denominator

Number of lines in sample for each CLEC without errors when compared with the CLEC DSR/LSR

Number of orders pulled for random sample on a per CLEC basis in a single month.

Carrier-to-Carrier Guidelines Performance Standards and Reports Appendices

Verizon Reports

Connecticut
Delaware
District of Columbia
Maryland
Massachusetts
New Jersey
New York
Pennsylvania¹
Rhode Island
Virginia

Deleted: West Virginia¹

Deleted: VZEAST201003

Deleted: 09

Deleted: 09

Deleted: 17

¹ Not Applicable to former GTE Territory

Table of Contents

Appendix A	4
Appendix B	6
PROVISIONING CODES	
<i>NMP Provisioning Tables</i>	7
<i>Missed Appointment Code (MAC)</i>	8
<i>Service Code Modifier (SCM)</i>	10
Appendix C	14
PRE-ORDERING DETAILS	
Appendix D	17
RESERVED FOR FUTURE USE	
Appendix E	19
LOCAL NUMBER PORTABILITY PROCESS	
Appendix F	22
E911 UPDATES	
Appendix G	24
REPAIR DISPOSITION CODES	
8.8.1 <i>Disposition Codes North</i>	25
8.9.1 <i>Cause Code Table - North</i>	26
8.7.2 <i>Disposition Codes South (PA, DE, NJ, MD, DC, VA)</i>	27
8.8.2 <i>Cause Code Table - South (PA, DE, NJ, MD, DC, VA)</i>	33
Appendix H	34
FLOW THROUGH ORDERING SCENARIOS	
<i>VERIZON GENERIC FLOW-THROUGH SCENARIOS</i>	35
<i>COVERING THE FORMER BELL ATLANTIC TERRITORIES IN</i>	
<i>CT, MA, NY, RI,</i>	
<i>VERIZON GENERIC FLOW-THROUGH SCENARIOS</i>	49
<i>COVERING THE FORMER BELL ATLANTIC TERRITORIES IN</i>	
<i>DE, MD, NJ, PA, VA, DC</i>	
Appendix I	66
Appendix J	67
Appendix K	68
STATISTICAL METHODOLOGY	
<i>Appendix K</i>	69
Appendix L	78
EXAMPLE OF C2C PERFORMANCE REPORTS IN ASCII FORMAT	

Deleted: , WV

Deleted: , WV

Deleted: WV,

Deleted: VZEAST201003

Deleted: 09

Deleted: 09

Deleted: 17

Appendix M	80	
ORDER ACCURACY DETAILS		
<i>Order Accuracy</i>	81	
<i>Order Accuracy – Directory Listing*</i>	82	
Appendix N	83	
VERIZON WHOLESALE CHANGE CONTROL NOTIFICATION PROCESS		
Appendix O	85	
TEST DECK- WEIGHTED TRANSACTION MATRIX		
MDV, (eTRAK) <i>Quality Baseline Validation Test Deck- LSOG 5/6</i>	86	Deleted: W
<i>Pennsylvania/Delaware/New Jersey Quality Baseline Validation Test Deck- LSOG 5/6</i>	87	
<i>Northeast Regional Quality Baseline Validation Test Deck- LSOG 5/6</i>	88	
Appendix P	89	
COLLOCATION 45 DAY AUGMENT MILESTONE CHART		
Maryland Appendix Q	92	
CHANGES TO THE CARRIER-TO-CARRIER GUIDELINES PERFORMANCE STANDARDS AND REPORTS		
New Jersey Appendix Q	95	
CHANGES TO THE CARRIER-TO-CARRIER GUIDELINES PERFORMANCE STANDARDS AND REPORTS		
Appendix R	98	
NEW YORK CARRIER WORKING GROUP		
STATEMENT OF PURPOSE & GUIDELINES FOR PARTICIPATION		
Appendix S	100	
PROJECTS REQUIRING SPECIAL HANDLING		
Appendix T	104	
PROVISIONING COOPERATIVE CONTINUITY TESTING – UNE 2-WIRE xDSL LOOP		
Maryland Appendix U	106	
INTERCONNECTION TRUNKS PROVIDED OVER LOOP TRANSPORT FACILITIES		
Maryland Exhibit 1	108	
Virginia Exhibit 1	110	
New Jersey Exhibit 1	113	Deleted: West Virginia Exhibit 1 - 112112112
		Deleted: 113
		Deleted: 114

- Deleted: VZEAST201003
- Deleted: 09
- Deleted: 09
- Deleted: 17

Appendix A

Reserved For Future Use

VZEAST201103-NY201012Version 18.0

- Deleted: VZEAST201003
- Deleted: 09
- Deleted: 09
- Deleted: 17

VZEAST201103-NY201012Version 18.0

- Deleted: VZEAST201003
- Deleted: 09
- Deleted: 09
- Deleted: 17

Appendix B

Provisioning Codes

- Deleted: VZEAST201003
- Deleted: 09
- Deleted: 09
- Deleted: 17

VZEAST201103-NY201012Version 18.0

NMP Provisioning Tables

ORDER TYPE:

Defines what type of service is requested

N	New Service
T	The "To" portion when a customer moves From one address To another address
C	Change request to existing service (add or remove features/services)
R	Record Change
D	Disconnect of entire service
F	Disconnect portion of an outside move from the "From" location

Appointment Type Code (ATC):

This code identifies how the appointment date was derived

W	The customer accepted the company's offered due date
X	The customer requested a due date that was greater than the company's offered Due date
S	The customer requested a due date that was earlier than the company's offered due date
C	The customer requested a special due date to coordinate a hot cut.
R	A due date could not be applied due to company or customer reasons.
K	Used on Billing Record Orders where a service order is issued for billing rearrangements.
Y	Verizon Initiated Customer Affecting
Z	Verizon Initiated Customer Non-Affecting

Deleted: VZEAST201003
 Deleted: 09
 Deleted: 09
 Deleted: 17

Missed Appointment Code (MAC)

When the original scheduled due date is missed a code is applied to the order to identify the reason for the miss

Customer Missed Appointment:

- SA Access could not be obtained to the customer's premises (customer not at home)
- SR Customer was not ready to receive the new service
- SO Any other customer caused reason for the delay (e.g., unsafe working conditions at the customer site)
- SL Customer requested a later appointment date prior to the due date
- SP Customer requested an earlier appointment date prior to the due date
- SC CLEC Not Ready
- Under Development: CLEC Not Ready – due to late FOC

Company (VZ) Missed Appointment:

- CA The cable pair from the VZ central office to the customer premises could not be assigned by the due date due to any reason, including assignment load. If after the due date it is determined that no facilities were available, a CF miss is applied.
- CB The VZ business office taking the request caused the delay (misplaced the order)
- CC A Common Cause that affected a large area caused the delay (Hurricanes/work stoppages)
- CF The assigned cable facility was bad
- CL Not enough VZ technicians to complete the work on a given day
- CO Any other delay caused by the Company not listed here (e.g., Technicians truck broke down)
- CS The VZ Central office work was not complete (line not programmed)

Other Missed Appointment:

- EO Used to indicate that Missed Appointment Code placed on service order in error.

Deleted: VZEAST201003
 Deleted: 09
 Deleted: 09
 Deleted: 17

SWO:

A code applied when the order is completed to identify the service grouping

- NR Residence service
- NL Small business (2 lines or less)
- NV Large business (3 lines or more)
- NF & NC Internal VZ service
- NS Special services
- NP VZ Coin services
- NI Private Public Pay Phone (not VZ)

For South:

- NO & O Verizon Internal Services

SELLER TYPE:

A code used to identify orders for Wholesale/Resale/UNE

- 1 VZ Retail
- R Resale
- A or C UNE
- P COIN

RID:

The presence of a Record Inventory Date (RID) indicates a Special Services order.

Deleted: VZEAST201003
Deleted: 09
Deleted: 09
Deleted: 17

Service Code Modifier (SCM)

Identifies the service grouping of a special service circuit.

ITEM	SERVICE ORDER	NMP Provisioning Field	VALUE
Dispatch	OCB in STAT section	OCB_COC	= '0'
No Dispatch	N0 OCB in STAT section	OCB_COC	<> '0'
Dispatch	Number of times dispatched by the WFA/DO system	WFA_NUM_DO	> 0
No Dispatch	Number of times dispatched by the WFA/DO system	WFA_NUM_DO	= 0
Offered Interval	Elapsed business days between the application date and due date in Header Section	APPINTV	INTEGER
Completion Interval	Elapsed business days between the application date and completion date in header section	CMPINTV	INTEGER
Status complete		STATUS	= '55B'
Company services	Line of Business (LOB) indicator	LOB	'09000' (New York/New England '09' (Mid-Atlantic))
Seller	RSID, AECN, or CCAR in ID section	SELLER_NAME	
ATC	Appointment type code after due date in header section	ATC	'W' OR 'X' See: Appointment Type Code (ATC)
Service Code Modifier	Position 3-4 of circuit ID in S&E section	SCM	SEE DS TABLE
Customer/Company Missed Appointment	Follows "SD/" after due date in Header Section	CISR_MAC	COMPANY BEGINS WITH 'C'. CUSTOMER = SA, SR, SO, SL, SC

Deleted: VZEAST201003

Deleted: 09

Deleted: 09

Deleted: 17

SERVICE CODE MODIFIER (SCM) TABLE FOR DS LEVEL REPORTING

SCM	TYPE	LEVEL	ACCESS	SCM	TYPE	LEVEL	ACCESS	SCM	TYPE	LEVEL	ACCESS
AA	ANALOG	DS0	N	LE	ANALOG	DS0	A	WF	DIGITAL	DS0	A
AB	DIGITAL	DS0	N	LF	ANALOG	DS0	A	WG	ANALOG	DS0	N
AD	ANALOG	DS0	N	LG	ANALOG	DS0	A	WI	ANALOG	DS0	N
AF	ANALOG	DS0	N	LH	ANALOG	DS0	A	WJ	ANALOG	DS0	A
AI	ANALOG	DS0	N	LJ	ANALOG	DS0	A	WL	ANALOG	DS0	A
AL	ANALOG	DS0	N	LK	ANALOG	DS0	A	WN	ANALOG	DS0	A
AN	ANALOG	DS0	N	LL	ANALOG	DS0	N	WO	ANALOG	DS0	N
AP	ANALOG	DS0	N	LN	ANALOG	DS0	A	WP	ANALOG	DS0	A
AQ	DIGITAL	DS0	N	LP	ANALOG	DS0	A	WQ	ANALOG	DS0	A
AR	DIGITAL	DS0	N	LQ	ANALOG	DS0	A	WR	ANALOG	DS0	A
AT	ANALOG	DS0	N	LR	ANALOG	DS0	A	WS	ANALOG	DS0	N
AU	ANALOG	DS0	N	LS	ANALOG	DS0	N	WU	ANALOG	DS0	N
BA	LCL SPL	DS0	N	LT	ANALOG	DS0	N	WV	ANALOG	DS0	N
BL	ANALOG	DS0	N	LV	ANALOG	DS0	A	WX	ANALOG	DS0	N
BS	ANALOG	DS0	N	LY	ANALOG	DS0	A	WY	ANALOG	DS0	N
CA	ANALOG	DS0	N	LZ	ANALOG	DS0	A	WZ	ANALOG	DS0	N
CC	DIGITAL	DS0	N	MA	ANALOG	DS0	N	XA	DIGITAL	DS0	A
CE	ANALOG	DS0	N	MC	ANALOG	DS0	N	XB	DIGITAL	DS0	A
CF	ANALOG	DS0	N	ML	ANALOG	DS0	N	XC	DIGITAL	DS0	A
CG	ANALOG	DS0	N	MQ	ANALOG	DS0	A	XD	DIGITAL	DS0	A
CI	ANALOG	DS0	N	MR	ANALOG	DS0	A	XE	DIGITAL	DS0	A
CK	ANALOG	DS0	N	MS	ANALOG	DS0	N	XF	DIGITAL	DS0	A
CL	LCL SPL	DS0	N	MT	ANALOG	DS0	N	XG	DIGITAL	DS0	A
CN	ANALOG	DS0	N	NA	ANALOG	DS0	N	XH	DIGITAL	DS0	A
CP	ANALOG	DS0	N	NC	ANALOG	DS0	N	XI	DIGITAL	DS0	A
CR	ANALOG	DS0	N	ND	LCL SPL	DS0	N	XJ	DIGITAL	DS0	A
CS	ANALOG	DS0	N	NQ	ANALOG	DS0	A	XL	ANALOG	DS0	A
CT	ANALOG	DS0	N	NT	ANALOG	DS0	A	XR	DIGITAL	DS0	A
CV	ANALOG	DS0	N	NU	ANALOG	DS0	A	XX	ANALOG	DS0	N
CW	ANALOG	DS0	N	NV	ANALOG	DS0	A	YG	DIGITAL	DS0	A
CX	ANALOG	DS0	N	NW	ANALOG	DS0	A	YN	DIGITAL	DS0	A
CZ	ANALOG	DS0	N	NY	ANALOG	DS0	A	ZA	COMPANY CKTS	DS0	N
DA	DIGITAL	DS0	N	OC	ANALOG	DS0	N	ZC	COMPANY CKTS	DS0	N
DC	DIGITAL	DS0	N	OI	ANALOG	DS0	N	ZD	COMPANY CKTS	DS0	N
DD	ANALOG	DS0	N	ON	ANALOG	DS0	N	ZE	COMPANY CKTS	DS0	N
DI	LCL SPL	DS0	N	OP	ANALOG	DS0	N	ZF	COMPANY CKTS	DS0	N
DJ	ANALOG	DS0	N	OS	ANALOG	DS0	N	ZM	COMPANY CKTS	DS0	N
DK	ANALOG	DS0	N	PA	ANALOG	DS0	N	ZP	COMPANY CKTS	DS0	N
DL	ANALOG	DS0	N	PB	ANALOG	DS0	A	ZQ	COMPANY CKTS	DS0	N
DM	DIGITAL	DS0	N	PC	DIGITAL	DS0	N	ZS	COMPANY CKTS	DS0	N
DO	LCL SPL	DS0	N	PD	ANALOG	DS0	N	ZT	COMPANY CKTS	DS0	N
DP	DIGITAL	DS0	N	PE	ANALOG	DS0	A	ZV	COMPANY CKTS	DS0	N

- Deleted: VZEAST201003
- Deleted: 09
- Deleted: 09
- Deleted: 17

SERVICE CODE MODIFIER (SCM) TABLE FOR DS LEVEL REPORTING, continued

SCM	TYPE	LEVEL	ACCESS	SCM	TYPE	LEVEL	ACCESS	SCM	TYPE	LEVEL	ACCESS
DQ	DIGITAL	DS0	N	PF	ANALOG	DS0	A	ZZ	COMPANY CKTS	DS0	N
DR	DIGITAL	DS0	N	PG	ANALOG	DS0	N				
DS	DIGITAL	DS0	N	PI	ANALOG	DS0	N				
DT	ANALOG	DS0	N	PJ	ANALOG	DS0	A	AC	HIGHCAP	DS1	A
DU	ANALOG	DS0	N	PK	ANALOG	DS0	A	AH	HIGHCAP	DS1	A
DW	DIGITAL	DS0	N	PL	ANALOG	DS0	N	AS	HIGHCAP	DS1	N
DX	DIGITAL	DS0	N	PM	ANALOG	DS0	N	CH	HIGHCAP	DS1	N
DY	DIGITAL	DS0	N	PN	ANALOG	DS0	A	DB	HIGHCAP	DS1	N
DZ	DIGITAL	DS0	N	PQ	ANALOG	DS0	A	DF	HIGHCAP	DS1	N
EA	ANALOG	DS0	N	PR	ANALOG	DS0	N	DG	HIGHCAP	DS1	N
EB	ANALOG	DS0	N	PS	ANALOG	DS0	N	DH	HIGHCAP	DS1	N
EC	ANALOG	DS0	N	PT	ANALOG	DS0	N	FL	HIGHCAP	DS1	N
EE	ANALOG	DS0	N	PV	ANALOG	DS0	N	HC	HIGHCAP	DS1	A
EF	ANALOG	DS0	N	PW	ANALOG	DS0	N	HJ	HIGHCAP	DS1	A
EG	ANALOG	DS0	N	PX	LCL SPL	DS0	N	HK	HIGHCAP	DS1	N
EL	ANALOG	DS0	N	PZ	ANALOG	DS0	N	HL	HIGHCAP	DS1	N
EM	ANALOG	DS0	N	QB	DIGITAL	DS0	N	HN	HIGHCAP	DS1	N
EN	ANALOG	DS0	N	QD	DIGITAL	DS0	N	HU	HIGHCAP	DS1	N
EO	ANALOG	DS0	N	QE	DIGITAL	DS0	N	HX	HIGHCAP	DS1	A
EP	ANALOG	DS0	N	QJ	DIGITAL	DS0	N	IP	HIGHCAP	DS1	N
EQ	ANALOG	DS0	N	QK	DIGITAL	DS0	N	JE	HIGHCAP	DS1	A
ES	ANALOG	DS0	N	QL	DIGITAL	DS0	N	QA	HIGHCAP	DS1	N
EV	ANALOG	DS0	N	QR	DIGITAL	DS0	N	QG	HIGHCAP	DS1	N
EW	ANALOG	DS0	N	QS	DIGITAL	DS0	N	SY	HIGHCAP	DS1	A
EX	ANALOG	DS0	N	QU	ANALOG	DS0	N	TD	HIGHCAP	DS1	A
FA	ANALOG	DS0	N	QY	DIGITAL	DS0	N	TE	HIGHCAP	DS1	A
FD	ANALOG	DS0	N	RA	ANALOG	DS0	N	UF	HIGHCAP	DS1	N
FE	DIGITAL	DS0	N	RC	DIGITAL	DS0	N	UH	HIGHCAP	DS1	N
FF	DIGITAL	DS0	N	RD	ANALOG	DS0	N	UM	HIGHCAP	DS1	N
FP	ANALOG	DS0	N	RE	ANALOG	DS0	N	VS	HIGHCAP	DS1	N
FQ	ANALOG	DS0	N	RG	ANALOG	DS0	N	VW	HIGHCAP	DS1	N
FR	ANALOG	DS0	N	RL	ANALOG	DS0	N	VX	HIGHCAP	DS1	N
FT	ANALOG	DS0	N	RO	ANALOG	DS0	N	VY	HIGHCAP	DS1	N
FV	ANALOG	DS0	N	RS	ANALOG	DS0	N	YB	HIGHCAP	DS1	A
FW	ANALOG	DS0	N	RT	ANALOG	DS0	N	ED	HIGHCAP	DS3	A
FX	ANALOG	DS0	N	SA	ANALOG	DS0	N	EH	HIGHCAP	DS3	A
FZ	ANALOG	DS0	N	SB	ANALOG	DS0	A	EJ	HIGHCAP	DS3	A
GA	DIGITAL	DS0	N	SC	ANALOG	DS0	N	EK	HIGHCAP	DS3	A
GB	DIGITAL	DS0	N	SD	ANALOG	DS0	A	FI	HIGHCAP	DS3	N
GC	DIGITAL	DS0	N	SE	ANALOG	DS0	A	GW	HIGHCAP	DS3	N
GD	DIGITAL	DS0	N	SF	ANALOG	DS0	A	HD	HIGHCAP	DS3	A
GE	DIGITAL	DS0	N	SG	ANALOG	DS0	N	HE	HIGHCAP	DS3	A
GF	DIGITAL	DS0	N	SJ	ANALOG	DS0	A	HF	HIGHCAP	DS3	A
GG	DIGITAL	DS0	N	SK	ANALOG	DS0	N	HG	HIGHCAP	DS3	A
GH	DIGITAL	DS0	N	SL	LCL SPL	DS0	N	HH	HIGHCAP	DS3	A
GI	DIGITAL	DS0	N	SM	ANALOG	DS0	N	HI	HIGHCAP	DS3	N
GJ	DIGITAL	DS0	N	SN	ANALOG	DS0	N	HT	HIGHCAP	DS3	A
GK	DIGITAL	DS0	N	SQ	ANALOG	DS0	N	HZ	HIGHCAP	DS3	N
GL	DIGITAL	DS0	N	SS	ANALOG	DS0	N	JI	HIGHCAP	DS3	A
GM	DIGITAL	DS0	N	ST	DIGITAL	DS0	N	LI	HIGHCAP	DS3	N
GN	DIGITAL	DS0	N	SV	ANALOG	DS0	A	LM	HIGHCAP	DS3	N
GO	DIGITAL	DS0	N	SZ	ANALOG	DS0	A	LO	HIGHCAP	DS3	N
GP	DIGITAL	DS0	N	TA	ANALOG	DS0	N	LU	HIGHCAP	DS3	N

- Deleted: VZEAST201003
- Deleted: 09
- Deleted: 09
- Deleted: 17

SERVICE CODE MODIFIER (SCM) TABLE FOR DS LEVEL REPORTING, continued

SCM	TYPE	LEVEL	ACCESS	SCM	TYPE	LEVEL	ACCESS	SCM	TYPE	LEVEL	ACCESS
GQ	DIGITAL	DS0	N	TB	ANALOG	DS0	N	LW	HIGHCAP	DS3	N
GR	DIGITAL	DS0	N	TC	ANALOG	DS0	N	LX	HIGHCAP	DS3	A
GS	DIGITAL	DS0	N	TF	ANALOG	DS0	N	MB	HIGHCAP	DS3	N
GT	DIGITAL	DS0	N	TG	ANALOG	DS0	N	MD	HIGHCAP	DS3	N
GU	DIGITAL	DS0	N	TK	LCL SPL	DS0	N	MF	HIGHCAP	DS3	N
GV	DIGITAL	DS0	N	TL	ANALOG	DS0	N	MI	HIGHCAP	DS3	N
GX	ANALOG	DS0	N	TM	ANALOG	DS0	N	MM	HIGHCAP	DS3	N
GZ	DIGITAL	DS0	N	TN	ANALOG	DS0	N	OA	HIGHCAP	DS3	A
H	ANALOG	DS0	N	TO	ANALOG	DS0	N	OE	HIGHCAP	DS3	A
HA	DIGITAL	DS0	N	TQ	ANALOG	DS0	A	QC	HIGHCAP	DS3	N
HB	DIGITAL	DS0	N	TR	ANALOG	DS0	N	QH	HIGHCAP	DS3	N
HM	DIGITAL	DS0	N	TT	ANALOG	DS0	N	QI	HIGHCAP	DS3	N
HP	DIGITAL	DS0	N	TU	ANALOG	DS0	N	TV	HIGHCAP	DS3	A
HQ	DIGITAL	DS0	N	TW	ANALOG	DS0	A	TZ	HIGHCAP	DS3	A
HR	DIGITAL	DS0	N	TX	ANALOG	DS0	N	VR	HIGHCAP	DS3	N
HS	DIGITAL	DS0	A	TY	ANALOG	DS0	N	YH	HIGHCAP	DS3	A
HV	ANALOG	DS0	N	UN	ANALOG	DS0	N	YI	HIGHCAP	DS3	A
HW	DIGITAL	DS0	N	US	DIGITAL	DS0	N	JJ	HIGHCAP	Other	A
HY	DIGITAL	DS0	N	VF	ANALOG	DS0	N	JK	HIGHCAP	Other	A
IA	DIGITAL	DS0	A	VH	ANALOG	DS0	N	ME	HIGHCAP	Other	N
IB	DIGITAL	DS0	N	VI	ANALOG	DS0	N	MG	HIGHCAP	Other	N
ID	DIGITAL	DS0	N	VM	ANALOG	DS0	N	MH	HIGHCAP	Other	N
IO	ANALOG	DS0	N	VN	ANALOG	DS0	N	MJ	HIGHCAP	Other	N
IT	ANALOG	DS0	N	VT	ANALOG	DS0	N	MK	HIGHCAP	Other	N
KC	ANALOG	DS0	A	WA	ANALOG	DS0	A	MP	HIGHCAP	Other	N
LA	ANALOG	DS0	N	WB	DIGITAL	DS0	A	OB	HIGHCAP	Other	A
LB	ANALOG	DS0	A	WC	DIGITAL	DS0	A	OD	HIGHCAP	Other	A
LC	ANALOG	DS0	A	WD	DIGITAL	DS0	A	OF	HIGHCAP	Other	A
LD	ANALOG	DS0	A	WE	DIGITAL	DS0	A	OG	HIGHCAP	Other	A

Deleted: VZEAST201003
 Deleted: 09
 Deleted: 09
 Deleted: 17

Appendix C

Pre-Ordering Details

VZEAST201103-NY201012Version 18.0

- Deleted: VZEAST201003
- Deleted: 09
- Deleted: 09
- Deleted: 17

ENVIEW PROCESS – NOTES:

The EnView process' resulting response times are reported for each of the Verizon Regions. EnView executes transactions through customized scripts. The customized scripts were created for each application based on the replications of actual transactions that were executed by a Verizon service representative using the OSS, and of a CLEC representative accessing the OSS through a Verizon interface. The EnView robot creates log records that indicate whether the transaction was successful or failed. The robot also records transaction response times.

The EnView robot sends transactions to the same interface that CLECs utilize to gain access to Verizon's OSS. There is no difference between the processing of the EnView transactions, and those submitted by the CLECs through the interface. Corresponding transactions are sent directly by EnView to the OSS as well.

Data from the EnView robot log files is processed daily for each of the Pre-Order transactions (Customer Service Record, Due Date Availability, Address Validation, Product & Service Availability, Telephone Number Availability & Reservation, Facility Availability (ADSL Loop Qualification), and Reject Query.

Timeouts are set at 60 seconds, and are an indication that the EnView robot prior to the 60-second time-out threshold did not receive a response. Timeouts are removed from the queue, and therefore are not included in the response time calculations; instead they are captured in the PO-1-08 % Timeout metric.

Log file – the daily files produced by each of the robots that include the records for all of the requests issued during the report period and the resulting dispositions and response times.

Currently the log files are stored on the robots for nine days; however, they are automatically FTP'd (File Transfer Protocol) daily to multiple locations including the EnView server for storage and the BigFile server located in the Verizon data center in Burlington, Massachusetts.

NMP Application – The Network Metrics Platform (NMP) application uses an Oracle database to produce average response time results. All preorder data used for average response time calculations is read into the Oracle database.

Deleted: VZEAST201003
Deleted: 09
Deleted: 09
Deleted: 17

The following transactions and response time differences are measured and reported for Pre-Order response times:

EDI/CORBA/Web GUI Due Date Availability (DDA)
Live Wire Due Date Availability
Difference

EDI/CORBA/Web GUI Customer Address Validation (ADV)
Live Wire Customer Address Validation
Difference

EDI/CORBA/Web GUI Reserve TN (TNS)
Live Wire Reserve TN
Difference

EDI/CORBA/Web GUI Product & Service Availability (PSA)
Live Wire Product & Service Availability
Difference

EDI/CORBA/Web GUI Customer Service Record (CSR)
BOSS Customer Service Record (CSR)
Difference

EDI/CORBA/Web GUI Facility Availability (ADSL Loop Qualification)
OSS Facility Availability (ADSL Loop Qualification)
Difference

EDI/CORBA Parsed CSR
Difference

In order to make a like for like comparison between Request Manager and the OSS an adjustment is made to the response times prior to calculating the Request Manager and OSS response time differences. The daily average response time for the PREMIS/LiveWire Address Validation transaction is combined with the response time for the PREMIS/LiveWire Telephone Number Select transaction. Monthly average response times and differences are calculated and reported at the close of each month. Average Response Time is the sum of the response times divided by the number of Pre-Ordering queries in the report period. Monthly results include response times for each of the PreOrder transaction types. Transaction count weighting factors are not included in the averaging process.

Deleted: VZEAST201003
Deleted: 09
Deleted: 09
Deleted: 17

Appendix D

VZEAST201103-NY201012Version_18.0

- Deleted: VZEAST201003
- Deleted: 09
- Deleted: 09
- Deleted: 17

Reserved For Future Use

VZEAST201103-NY201012Version_18.0

- Deleted: VZEAST201003
- Deleted: 09
- Deleted: 09
- Deleted: 17

Appendix E

Local Number Portability Process

Deleted: VZEAST201003
Deleted: 09
Deleted: 09
Deleted: 17

VZEAST201103-NY201012Version 18.0

LOCAL NUMBER PORTABILITY/HOT-CUT

LNP/Hot-Cut Process

The CLEC sends an LSR to VZ for a loop hot-cut with LNP. VZ returns a FOC to the CLEC with the date and time for the cutover. VZ also sends a message via the SOA (service order activation system) to NPAC indicating that the affected telephone number will be made available for LNP activation. This message creates a subscription version in the NPAC. VZ sends the message to NPAC at the same time that the service order is issued. This is mechanized for all orders except DID/CTX. The FOC, (or more correctly the LSC), will be returned to the CLEC the same time the service order is issued and the message goes to the NPAC.

Upon receipt of the FOC, the CLEC sends a message to NPAC specifying the date and time for the activation of LNP. Alternatively, the CLEC may specify only the date initially and, when they are ready to port, a second message to NPAC to activate LNP in real time. VZ has observed that most CLECs' initial subscription entered into NPAC via SOA contains the date due only. On the date due the CLEC will send an ACTIVATE message via SOA to NPAC when they are ready to port the Verizon number. Two basic scenarios may occur.

Scenario 1 - PORT OUT of the Verizon number associated with an Unbundled Loop HOT CUT conversion:

Prior to the due date, the VZ Regional CLEC Co-ordination Center (RCCC) will arrange with internal VZ personnel to have the cable pairs moved on the agreed upon due date at specific time known as the frame due time (FDT). In addition, at least one day prior to the due date VZ will install a 10 digit unconditional trigger on the VZ line (during the porting process, it is VZ's policy to place the 10 digit trigger on all telephone numbers, with the exception of virtual numbers like DID and distinctive ringing, to direct all calls to the number being ported to be queried at the LNP data base before any call termination is attempted). For all HOT CUTS (with or without LNP) of unbundled loops, the CLEC is required to have dial tone at their collocation 48 hours before the DD. The RCCC will verify dialtone two days prior to the HOT CUT in the afternoon and notify the CLEC of any problems found. On the due date, the CLEC will notify the RCC of the "Go Ahead" via the Wholesale Provisioning Tracking System (WPTS) which is an interactive web-based system; or the RCCC will contact the CLEC before the scheduled HOT CUT time to ensure that both parties are ready. Verizon has an obligation to meet FDT and DD within a specific window of time. The window of time as follows:

1-9 lines	1 hour
10-49 lines	2 hours
50-99 lines	3 hours
100-199 lines	4 hours
200 + lines	8 hours

Exception: Hot Cut conversions involving IDLS have a requirement to be completed within a four (4) hour window. For example, AM = 8:00AM to 12:00PM. PM = 1:00PM to 5:00PM.

If the CLEC indicates that the port should proceed, VZ will cut the loop at the scheduled time (FDT), or AM/PM window if IDLC and report the completion to the CLEC within the appropriate HOT CUT window via WPTS or by a call. Upon notification of the completion, the CLEC will send a notice to NPAC to activate LNP in real time. As long as a trigger has been placed on the Verizon line, this PORT OUT is under the total control of the CLEC. However, the line should be ported upon notification of the successful HOT CUT to prevent any possible service interruptions.

Deleted: VZEAST201003

Deleted: 09

Deleted: 09

Deleted: 17

Scenario 2 - PORT OUT of the Verizon number NOT associated with an Unbundled Loop HOT CUT:

VZ will issue service orders to place the 10-digit trigger on the line at least one day prior to the date due and to remove the end user telephone number translation from the VZ switch at 11:59 pm using the FDT. For informational purposes the CLEC requested work completion time will be carried on the VZ service order. At the same time the service orders are issued, VZ will send the FOC to the CLEC and create the subscription version to the NPAC. Since no Hot Cut is involved, once the 10 digit trigger is added to the VZ telephone number, the CLEC has control of the porting activity and there should be no customer service interruption if the CLEC completes their work by 11:59pm on the confirmed due date. If the 10-digit trigger is not applied because the VZ account has virtual telephone numbers, e.g. DID, then the FDT would govern the porting out activity and VZ will handle in the same manner as a Hot Cut by verbal communication.

VZ places the 10-digit trigger on all porting orders with the exception of virtual telephone numbers. Virtual telephone numbers are those numbers without OE (office equipment), e.g. DID, remote call forwarding. The 10-digit trigger enables intraswitch call origination and donor switch query calls to be routed to the CLEC's switch even if the line is not disconnected from the switch. This will happen only if the CLEC has updated the LNP database via an NPAC activation message. Basically the 10 digit trigger mitigates the need to closely co-ordinate the disconnect of the line with the CLEC. VZ activates the 10 digit trigger at least 1 day prior to the porting due date; it is de-activated when the TN translations are removed from the switch. The 10-digit trigger has no other network purpose. Since DID numbers do not have OE, porting requests for DID service requires coordination between the CLEC and the RCCC at the FDT.

On all ports without a loop and with a trigger, the VZ service order will carry a FDT of 11:59 PM. *The trigger will not be deactivated until that time. Therefore, the CLEC is able to use the full day of the due date to complete their work activities (switch translations, loop installs, NPAC activate, etc.) before the VZ line is disconnected from the switch.*

Deleted: VZEAST201003
Deleted: 09
Deleted: 09
Deleted: 17

Appendix F

E911 Updates

VZEAST201103-NY201012Version 18.0

- Deleted: VZEAST201003
- Deleted: 09
- Deleted: 09
- Deleted: 17

ENHANCED 911 DATABASE UPDATES

Background:

The E911 database identifies the street address associated with each telephone number, thus enabling PSAPs to automatically identify an emergency caller's location, if the emergency caller is unable to communicate this information verbally.

The E911 database is owned and maintained by VZ in those counties where VZ is the incumbent telephone company or has been contracted by the municipality or state to be the lead telephone company or database administrator. However, the company that provides dial tone to a telephone number is responsible for updating the E911 database when there is service order activity. VZ is responsible for updating the E911 database for their own customers, for customers of CLECs served by resale of VZ's local service or by VZ's UNEs. CLECs are responsible for updating the E911 database for customers that receive dial tone via CLECs' switching equipment.

The E911 database is updated by means of an electronic interface. VZ updates the E911 database once each evening from the VZ service order systems through a file transfer protocol. Facilities based CLECs use PS/ALI and have the opportunity to upload their records 10 times per day. VZ developed this interface for PBX's and subsequently it is available for use by CLECs so that they can update the E911 database when they provide the dial tone.

When VZ or a CLEC attempts to update the E911 database, the address is compared against a range of permissible street addresses contained in the Master Street Address Guide (MSAG). The MSAG is compiled by the E911 municipalities and consists of address information provided by each of the E911 municipalities. Thus, the MSAG is only as accurate as the information supplied by the municipalities.

If the E911 database cannot accept the update, either because of a discrepancy with MSAG or for some other reason, the E911 database generates an error message that identifies the nature of the problem. The Telephone Company attempting to update the database must then correct the problem and resubmit the information.

Local Number Portability (LNP) requires additional steps pursuant to procedures developed by the National Emergency Number Association called "NENA Recommended Standards for Service Provider Local Number Portability." The donor company must issue an "unlock" order to the E911 database to make the telephone number available to the recipient company, and the recipient company must issue a "migrate" order to the E911 database to identify the new dial tone provider. The E911 database does not have the updated customer's carrier identification code until both orders are issued in the proper sequence. Nevertheless, the customer's E911 record is present in the database and the customer's access to E911 service is unaffected. The responsibilities and procedures for updating the E911 database are described on the Verizon Partner Solutions website.

Deleted: VZEAST201003
Deleted: 09
Deleted: 09
Deleted: 17

Appendix G

Repair Disposition Codes

- Deleted: VZEAST201003
- Deleted: 09
- Deleted: 09
- Deleted: 17

All repair codes can be found on the Verizon Partner Solutions website

Disposition Codes: http://www22.verizon.com/wholesale/clecsupport/content/1,16835,East%20east-wholesale-customer_docs-verizon_east_cust_docs,00.html

Cause Codes: http://www22.verizon.com/wholesale/clecsupport/content/1,16835,East%20east-wholesale-customer_docs-verizon_east_cust_docs,00.html

(Repair) Disposition Codes

Disposition Codes exist to identify defects in equipment or facilities and customer error or misuse of Telephone Company (TELCO) and Customer Equipment.

Disposition Codes North

Disposition Code Table	
Disposition Code	Trouble was found in:
03xx	Verizon Wire
0371	Protector
0372	Ground Wire
0373	Radio Suppressor
0381/0382	Aerial Drop Wire
0383/0384	Buried Drop Wire
0385	Block/Bridle Wire
0391-97	Network Interface Device
04xx	Verizon Cable Plant
040x	Pair Transferred
041x	Sheath, Case, End Cap, etc.
042x	Closure/Splice Case
043x	Terminal
044x	Fiber Optic Cable
045x	Fiber Termination
046x	Fiber Splice
047x	Pair Gain Analog
048x	Pair Gain Digital
049x	Cable Misc. (Pole, Guy, Trench, etc.)
05xx	Verizon Central Office
051x	Switch
052x	Translations (Software)
053/054x	Frame (Hardware)
055x	Power Equipment
056x	Central Office Misc. Equipment

- Deleted: VZEAST201003
- Deleted: 09
- Deleted: 09
- Deleted: 17

Disposition Code Table	
Disposition Code	Trouble was found in:
057x	Central Office Special Services Equipment
058x	Central Office Voice Mail Service Equipment
12xx	CPE (Customer Premises Equipment)
1220	Dispatched Out on a demand dispatch/trouble proven into CPE/IDC applies.
1232	Dispatched In/trouble proven in CLEC portion of circuit/IDC applies.
1235	Demand dispatch for cooperative test IDC applies.
1239	Dispatch Out on a demand dispatch/proven into CLEC portion of circuit/IDC applies.
1239	Dispatch Out on a demand dispatch/no access to premises/CNR applies.
1296	Dispatched In/trouble not found within Verizon's Central Office/IDC applies.

Cause Code Table - North

The Cause Code describes the trouble's cause.

Cause Code Table	
Cause Code	Trouble was caused by.....
1XX	Employee
2XX	Non-employee
3XX	Plant Equipment
4XX	Weather
5XX	Other
6XX	Miscellaneous
600	Unknown
610	Came Clear
698	CPE Trouble – IDC Incurred
699	CPE Trouble – Auto Generated IDC Incurred

- Deleted: VZEAST201003
- Deleted: 09
- Deleted: 09
- Deleted: 17

Disposition Codes South (PA, DE, NJ, MD, DC, VA)

Deleted: , WV

Disposition Code:	Trouble was found in:
03xx	Station Wiring
030x	Complex Inside Wiring
031x	Reserved
0300	Other/Came Clear
0301	Less Than 25 Pairs
0302	25-50 Pairs
0303	Over 50 Pairs
0304	25 Pair Ribbon Connector
0305	Jack/Connecting Block
032x	Modular Connector (OCS, Public and 911 only)
0320	Other/Came Clear
0321	Surface Mount
0322	Flush Mount
0323	Wall Phone Mount
0324	1A Type converter
0325	Customer convenience Termination
0326	"R" Interface (TA)
0327	"S" Interface (NT2-TA / TE1)
0328	"T" Interface (NT1-NT2)
0329	"U" Interface (NT1-Loop)
033x	Simple Inside Wiring (OCS, Public and 911 only)
0331	Simple Inside Wire
0339	Came Clear
034x	Network Interface Device
0341	Indoor-Single/Multiple
0342	Outdoor-Single/Multiple
0343	Network Terminating Wire
0344	(PCA) Protective Connecting Arrangement

Deleted: VZEAST201003
 Deleted: 09
 Deleted: 09
 Deleted: 17

0349	Came Clear
035x	Nonmodular Termination (OCS, Public and 911 only)
0350	Other/Came Clear
0351	Connecting Block
0352	Jack
036x	Reserved for Protective Live Wire
037x	Protection
0371	Protection
0372	Grounding/Bonding
0379	Came Clear
038x	Aerial/Buried Service Wire
0381	Aerial
0382	Buried
0389	Came clear
039x	Other Network Devices
0390	Reserved for Future Regional Use
0391	Suppressor
0392	(MTU) Maintenance Test Unit
0399	Came Clear
04xx	Outside Plant
040x	Trouble Not Repaired
0400	Came clear
0401	Pair Transferred
0402	Pair Cut Dead / Bridge Tap Removed
0403	Pair Transposed
0404	Reversing Clips / Shoes
041x	Cable – Distribution & Feeder
0411	Cable
0412	Load Coil Capacitor/Buildout
0413	Temporary Closure
0414	Cut and Damaged Cable
042x	Closure/Splice Case
0421	Hard Closure/Case
0422	Poly /Ready Access Closure
0423	Encapsulated
0424	Closure Pedestal
043x	Terminal
0431	Ready Access-Aerial
0432	Ready Access-Buried
0433	Fixed Count Distribution Aerial/Buried
0434	Cross Connecting Terminal
044x	Distribution Wire/Terminal
0441	Distribution Wire
0442	Wire Terminal
045x	Reserved

Deleted: VZEAST201003

Deleted: 09

Deleted: 09

Deleted: 17

046x	IOF Carrier Supporting Hardware
0461	IOF Copper Fed
0462	IOF Fiber Fed
047x	Loop Carrier Supporting Hardware
0471	Multiplexer
0472	Power Source
0473	Common Circuit Pack
0474	Channel Unit
0475	Repeater Shelf
0476	Wiring
0477	Monitoring Unit
0478	Fiber Termination Panel
048x	Miscellaneous
0481	Miscellaneous
0482	Loop Treatment Device
0483	Fiber Optics
05xx	Central Office
050x	Other Switched Services
0501	Billing
0502	Signal Transfer Point
0503	Access Tandem
0504	Originating Equipment Change
0505	Frame –Cross connect Changes
0506	Protector Change
0507	Precautionary Changes (All)
051x	Switching Equipment
0510	Other/Came Clear
0511	Common Equipment
0512	Line Equipment
0513	Subscriber Line Carrier – Integrated
0514	Trunk Equipment
0515	Carrier System Integrated Other
0516	Common Channel Signaling C.O. Equipment
0517	Power
052x	Line Translations
0520	Other/Came Clear
0525	Line Translations Error
0526	Line Translations Document Error
0529	PIC Provisioning Error
053x	Frame
0530	Other/Came Clear
0531	Cross Connection
0532	Protector
0533	Reversing Device/Test Cord
055x	Software

Deleted: VZEAST201003

Deleted: 09

Deleted: 09

Deleted: 17

0550	Other/Came Clear
0551	Switch Software
0552	Translations - Other
056x	Network Terminal Equipment
0560	Other/Came Clear
0561	Digital Loop Carrier
0562	IOF Carrier
0563	Transmission/Signaling/Equipment
0564	Miscellaneous Customer Service Equipment
0565	Test System/Circuit
057x	Non Message Network Switched Services
0571	Central Office-Local Area Network
0572	PPSN-Access Concentrator (ANP)
0573	PPSN-Packet Switch (EXD-P)
0574	Group Access Bridging Equipment (GAB)
0575	Regulated Adjunct Processors
0576	Multi Services Platform (MSP)
058x	Radio System
0580	Other /Came Clear
0581	Maritime
0582	Improved Mobile Telephone Service (IMTS)
0583	Manual Mobile Radio Service
059x	Database for Data Driven Service
0590	Other/Came clear
0591	Calling Card Service
0592	Automatic Intercept System (AIS)
0593	Expanded 911 Service (E911)
0594	BOC 800 Service
0595	Class
0596	900 NXX Service
0597	Advanced Intelligent Network (AIN)
06xx	Customer Action
060x	No Access-Customer Can't be Reached during 3 day Follow-up period
0601	No Access-Unable to Renegotiate
061x	Error or Misuse of Equipment (OCS, Public and 911 only)
0611	Use of Equipment (i.e., ROH, Dialing, Power)
062x	Error or Misuse of customer Administered Systems
0621	Use of Features (i.e., MACSTAR, CCFR)
063x	Error or Misuse of Features/Company Administered
0630	VMS
0631	Custom Calling Features
0632	Multi Services Platform (MSP)
0637	Class
0639	Miscellaneous

Deleted: VZEAST201003

Deleted: 09

Deleted: 09

Deleted: 17

09xx	Not Found Troubles
090x	Miscellaneous
0901	Dispatched out, No Access and During Follow-up Procedures in the Center, the Customer States that the Trouble has Disappeared
0902	Found OK by Technician
0903	Found OK by Customer
091x	Reserved
093x	Public Technician Dispatched & Found OK
0931	Found OK by Technician
0932	Found OK per Customer
094x	OCS Technician Dispatched & Found OK
0941	Found OK by Technician
0942	Found OK per Customer
097x	Test OK and Trouble is NOT Referred or Dispatched
0971	Verified OK with Customer
0972	Customer Does Not Answer
0973	Traffic Overload
0974	Test OK via Front-end – Closed Out
0975	Customer Canceled Original Report
0979	Predictor
098x	Found OK in Database Driven Services
0980	Other
0981	Calling Card Service
0982	Automatic Intercept System (AIS)
0983	Expanded 911 Service
0984	BOC 800 Service
0985	Class
0986	900 NXX Service
099x	Other Switched Services
0991	(CO-LAN)
0992	Public Packet Switched Network (PPSN)-Access Concentrator
0993	Public Packet Switched Network (PPSN)-Packet Switched
0994	Group Access Bridging (GAB) Equipment
0995	Found OK – IN
0996	Found OK – IN (VMS)
10xx	Referred Out
101x	Referred to Another Unit Number
1010	(PAB) Applies when a Trouble Report is Referred via SAB Resulting in a PAB Status – Detail Code 1010 is automatically applied to originating MC upon closeout from the receiving MC
12xx	Customer Equipment and Wiring
120x	Other (i.e., Wire Tap Investigations-No charge applied)
1204	Wire Tap (Bell Atlantic PA, DE only)
1205	Wire Tap Found
1206	Wire Tap Not Found
122x	Customer Equipment/Wire Cable-Dispatched Out-Charge Applied

Deleted: VZEAST201003

Deleted: 09

Deleted: 09

Deleted: 17

1221	Equipment
1222	Customer Wire/Cable
1223	Installation T&M as a Result of a No Visit Order, Repair Work is Performed and T&M Charges apply
1225	No Access-Trouble Proven to Customer's Side of Network Interface Device (NID)
1231	Wholesale No Trouble Found – OK to NID – Dispatch Out – Proved to CPE
1232	Wholesale No Trouble Found – Dispatch In
1233	No Access to NID – Dispatch Out
1239	Wholesale No Trouble Found - OK to NID – Dispatch Out
124x	Company/Customer Initiated Test No Charge Applied
1241	Company Initiated Test Dispatched/Non Dispatched
1242	Customer/ Vendor Initiated Test Dispatched/Non-Dispatched
125x	Non Standard Wire/Cable- Non Registered Equipment-Dispatched Out-Charge Applied
1251	Equipment/Wire/Cable
126x	Reserved
127x	Customer Equipment/Diagnostics and Vendor Referral-No Charge Applied
1270	Unregulated-MSP Services
1271	CRSAB/CSB
1272	MC/CSB/CSC/NTC/NRC/Technician, etc.
1273**	Guardian/Sentry/Set Customer Received Loaner Set
1274	Customer who has taken a Bell Atlantic telephone number with them to a co-carrier and the trouble is not in the facilities provided by Bell Atlantic
1275	Referred to Long Distance Vendor
1276	Sentry II
1277	Sentry III
1278	BASI CPE Contract
1279	VMS CO Equipment
128x	Maintenance Agreements
1282	Total Premise Solution One year warranty
1283	Guardian/Sentry I Mounting Cord (Cust did not receive loaner set)
1284	90 day Warranty
1285	Residence/Business OWMP Wire & Jacks
1286	Guardian/Sentry I Wire & Jacks
1287	Contractual Agreements
129x	Customer Equipment/Wire/Cable-No Charge Applied
1290	No NID, No T&M "If Company Policy"
1299	Special Billing Arrangements

Deleted: VZEAST201003

Deleted: 09

Deleted: 09

Deleted: 17

Cause Code Table – South (PA, DE, NJ, MD, DC, VA)

Deleted: , WV

The Cause Code describes the trouble's cause.

Cause Code	Trouble was caused by:
1XX	Employee & Operational Support System
161	LNP-LSMS/SOA (Local Service Management System/Service Order Activation)
162	LNP-Database Signal Control Point (SCP)
163	LNP-Switch/Translations
2XX	Non-employee
216	Competitive Local Exchange Carrier (CLEC) or Long Distance/Inter-Exchange Carrier (IC)
3XX	Plant Equipment
4XX	Weather/Environment

Deleted: VZEAST201003
 Deleted: 09
 Deleted: 09
 Deleted: 17

Appendix H

Flow Through Ordering Scenarios

Deleted: VZEAST201003
Deleted: 09
Deleted: 09
Deleted: 17

VZEAST201103-NY201012Version 18.0

**VERIZON GENERIC FLOW-THROUGH SCENARIOS
COVERING THE FORMER BELL ATLANTIC TERRITORIES IN
CT, MA, NY, RI**

Title	Request Types	Updated: 01/15/04
Resale Services	Mechanically Generated (Flow-through)	Exceptions* *Is not inclusive of LSR entry errors
Basic Exchange – Residence (res & bus)	<ul style="list-style-type: none"> • Conversions As Is – <i>Includes:</i> - Local & Foreign Directory Lstg for Straight Main and Additional listings • Conversions As Is with Changes – <i>Includes:</i> - Local & Foreign Directory Lstg for Straight Main and Additional Listings • Conversions As Specified (Full Migration) – <i>Includes:</i> - Local & Foreign Directory Lstg for Straight Main and Additional listings - Addition and Deletion of lines - New, Change, Delete Single Line Hunting - USOC In scope list by state • Conversions As Specified (Partial Migration – Non BTN and BTN) – <i>Includes:</i> - Local & Foreign Directory Lstg for Straight Main and Additional listings - Addition and Deletion of lines - New, Change, Delete Single Line Hunting - USOC In Scope list by state • New Activity <i>Includes:</i> - Local & Foreign Directory Lstg for Straight Main and Additional Listings - New Single Line Hunting - USOC In scope list by state 	<ul style="list-style-type: none"> • New activity over 5 lines (for facility check) - all other activity 20 or more lines • Expedites (EXP) • Directory Captions and Indents • Multi Line Hunting • New activity if Telephone field populated with "N" • Post Migration Deny • Post Migration Restore Deny • Conversion of Retail to Resale where the Retail account is suspended • Conversion of Resale to Resale where the Resale account is suspended • Certain conditions occasionally exist on the end user account such as Different Premise Address (DPA), Special Pricing Plan (SPP) • PAL • COIN • CENTREX • ISDN (BRI) • ISDN (PRI) • PBX • Advanced Services • Foreign exchange service • Semi-public • Prison/Inmate • WATS • WSOP (Working Service on Premise) = V (Validate Status of existing service) • NPI (Number Portability Type) = C (Port in Working Telephone Number) • TC MULT • ECCKT • SNGL (Signaling) = GS (Ground Start) = WS (Wink Start) = DD (Delayed Dial) = IM (Immediate) = E1 (E + M1) = E2 (E + M2) = E3 (E = M3) • Resale Private Line • Resale Frame Relay

Deleted: VZEAST201003
 Deleted: 09
 Deleted: 09
 Deleted: 17

<p>Resale: Basic Exchange – Residence (res & bus) (cont.)</p>	<ul style="list-style-type: none"> • Resale Account Activity <i>Includes:</i> <ul style="list-style-type: none"> - Remote Call Forwarding - USOC In scope list by state - Add lines - Delete Account - Delete lines - Seasonal Suspend - Restore of Seasonal Suspend - Outside Move (change end user location) - Change PIC/LPIC - Add, Change, Delete Freeze PIC/LPIC - Add, Change, Delete Blocking - Add, Change, Delete Features - Existing, New, Change, Remove Single Line Hunting - Add, Change, or Delete Local & Foreign Directory Lstg for Straight Main and Additional listings in conjunction with appropriate scenarios listed above - Change telephone number (BTN and non-BTN) - SNP - Restore - Call Intercept • Resale to Resale "As Is" <i>Includes:</i> <ul style="list-style-type: none"> - Local & Foreign Directory Lstg for Straight Main and Additional listings • Resale to Resale "As Is With Changes" <i>Includes:</i> <ul style="list-style-type: none"> - Local & Foreign Directory Lstg for Straight Main and Additional listings 	<ul style="list-style-type: none"> • Supplement Type (SUP) <ul style="list-style-type: none"> = 1 post confirmation if service order is still pending with a due date that is the same or less than the day the sup is received = 2 post confirmation if the original request was <i>not Flowthrough</i> or if service order is still pending with a due date that is the same or less than the day the sup is received = 3 if request previously confirmed
---	---	--

Deleted: VZEAST201003
Deleted: 09
Deleted: 09
Deleted: 17

<p>Resale: Basic Exchange – Residence (res & bus) (cont.)</p>	<ul style="list-style-type: none"> • Resale to Resale “As Specified” (Full Migration) <i>Includes:</i> - Local & Foreign Directory Lstg for Straight Main and Additional listings - New, Change, Delete Single Line Hunting - USOC In scope list by state • Resale to Resale “As Specified” (Partial Migration – Non BTN) <i>Includes:</i> - Local & Foreign Directory Lstg for Straight Main and Additional listings - New, Change, Delete Single Line Hunting - USOC In scope list by state • Platform to Resale “As Is” <i>Includes:</i> - Local & Foreign Directory Lstg for Straight Main and Additional listings • WSOP (Working Service on Premise) = C (Cut Through exists) • Supplement Type (SUP) = 1, 2, 3 if confirmation not sent = 1 post confirmation if service order is still pending with a due date greater than the day the SUP is received =2 post confirmation if the original request was Flowthrough and if service order is still pending with a due date greater than the day the SUP is received 	
---	--	--

Deleted: VZEAST201003
 Deleted: 09
 Deleted: 09
 Deleted: 17

Unbundled Network Elements (UNE)	Request Types Mechanically Generated (Flow-through)	Exceptions* *Is not inclusive of LSR entry errors
<p>Loop</p> <ul style="list-style-type: none"> • 2W Analog 2W CSS Loop • 4W Analog 4W CSS Loop • 2W digital <i>Includes:</i> - ISDN - ADSL - HDSL - XDSL - Digital Design • 4W digital - HDSL - 56 KBs - 64 KBs • Sub Loop <i>Includes:</i> - 2W Analog - 4W Analog 2W Digital <i>Includes:</i> - ISDN - ADSL - XDSL - Digital Design 4W Digital <i>Includes:</i> - HDSL - 56 KBs - 64 KBs • PART <i>Includes:</i> - Line Share with DS3 Port Term - CLEC Voice and CLEC Data With DS3 Port Term 	<ul style="list-style-type: none"> • Conversions from Retail and Resale <i>Includes:</i> - 2 Wire Analog Basic loop w/Local & Foreign Directory Lstg for Straight Main and Additional listings • New Activity <i>Includes:</i> - ISDN loop w/Local & Foreign Directory Lstg for Straight Main and Additional listings - 2 Wire Analog Basic Analog w/Local & Foreign Directory Lstg for Straight Main and Additional listings - ADSL • Partial Conversion (BTN and non-BTN) • All Disconnect Activity (except Line Sharing) • CHC (coordinated hot cut) • Supplement Type (SUP) = 1, 2, 3 if confirmation not sent =1 post confirmation if service order is still pending with a due date greater than the day the SUP is received =2 post confirmation if the original request was Flowthrough and if service order is still pending with a due date greater than the day the SUP is received • Line Sharing <i>Includes:</i> - New - Delete - DPA on account - Line Sharing Speed Changes 	<ul style="list-style-type: none"> • Loop Qualification Status of R (Required) • New activity over 5 lines (for facility check) • Conversion of ISDN loop • ANALOG - 2W CSS Loop - 4W analog - 4W CSS Loop • DIGITAL - All Digital 2W Zero Bridge Taps - 2W HDSL - 2W XDSL - 2W Digital Design - 4W Digital - 4W HDSL - 56 KBs - 64 KBs • Line Sharing (except New and Delete) • Expedites • Directory Captions and Indents • Certain conditions occasionally exist on the end user account such as Different Premise Address (DPA), Gift Billing (GSZ), and Customer provided equipment (CPE) • Supplement Type (SUP) = 1 post confirmation if service order is still pending with a due date that is the same or less than the day the SUP is received = 2 post confirmation if the original request was not Flowthrough or if service order is still pending with a due date that is the same or less than the day the SUP is received = 3 if request previously confirmed • Sub Loop Analog - All 4 Wire Digital - All Digital 2W Zero Bridge Taps - 4W HDSL - 4W 56KBs - 4W 64KBs

Deleted: VZEAST201003
 Deleted: 09
 Deleted: 09
 Deleted: 17

Loop (cont.)	<ul style="list-style-type: none">• Conversion of Platform to Loop (Full Migration) • Line Splitting<ul style="list-style-type: none">- New- Disc Data • Sub Loop<ul style="list-style-type: none"><i>Includes:</i>- Analog: 2 Wire New and Delete- Digital: 2 Wire New and Delete<i>Includes:</i>ISDNADSLHDSLXDSLDigital DesignLine Share • PART<ul style="list-style-type: none">- Line Share With DS3 Port Term- Data only With DS3 Port Term- CLEC Voice and CLEC Data With DS3 Port Term- Disconnects	
--------------	--	--

Deleted: VZEAST201003
Deleted: 09
Deleted: 09
Deleted: 17

Unbundled Network Elements (UNE)	Request Types Mechanically Generated (Flow-through)	Exceptions* *Is not inclusive of LSR entry errors
Loop with LNP	<ul style="list-style-type: none"> • Conversions from Retail and Resale <i>Includes:</i> Basic loop w/ Local & Foreign Directory Lstg for Straight Main and Additional listings • Partial Migrations (BTN and non-BTN) • All Disconnects • Supplement Type (SUP) = 1, 2, 3 if confirmation not sent • Conversion of Platform to Loop with LNP (Full Migration) • Supplement Type (SUP) = 1, 2, 3 if confirmation not sent on any prior version = 1 post confirmation if service order is still pending with a due date minus 1 day greater than the day the SUP is received = 2 post confirmation if the original request was Flowthrough and if service order is still pending with a due date minus 1 day greater than the day the SUP is received 	<ul style="list-style-type: none"> • Directory Captions and Indents • Certain conditions occasionally exist on the end user account such as Different Premise Address (DPA), Gift Billing (GSZ), and Customer provided equipment (CPE) • Supplement Type (SUP) = 1 post confirmation if service order is still pending with a due date minus 1 day that is the same or less than the day the SUP is received = 2 post confirmation if the original request was not Flowthrough or if service order is still pending with a due date minus 1 day that is the same or less than the day the SUP is received = 3 if request previously confirmed

Deleted: VZEAST201003
 Deleted: 09
 Deleted: 09
 Deleted: 17

Unbundled Network Elements (UNE)	Request Types Mechanically Generated (Flow-through)	Exceptions* *Is not inclusive of LSR entry errors
LNP	<ul style="list-style-type: none"> • Conversions from Retail and Resale <i>Includes:</i> Local & Foreign Directory Lstg for Straight Main • Partial Migrations (BTN and non-BTN) • Supplement Type (SUP) = 1, 2, 3 if confirmation not sent = 1 post confirmation if <i>service order is still pending</i> with a due date that is equal to or greater than the day the SUP is received = 2 post confirmation if the original request was Flowthrough and if service order is still pending with a due date greater than the day the SUP is received • Conversion of Platform to LNP (Full Migration) 	<ul style="list-style-type: none"> • Migrations with additional listings • Directory Captions and Indents • Certain conditions occasionally exist on the end user account such as Different Premise Address (DPA), Gift Billing (GSZ), and Customer provided equipment (CPE) • Supplement Type (SUP) = 1 post confirmation if service order is still pending with a due date that is less than the day the SUP is received = 2 post confirmation if the original request was not Flowthrough or if service order is still pending with a due date that is the same or less than the day the SUP is received = 3 if request previously confirmed

Deleted: VZEAST201003
 Deleted: 09
 Deleted: 09
 Deleted: 17

LIDB (Line Information Data Base)	Request Types Mechanically Generated (Flow-through)	Exceptions* *Is not inclusive of LSR entry errors
LIDB	All (only an ACT of C and an LNA of C is allowed)	

Standalone Directory	Request Types Mechanically Generated (Flow-through)	Exceptions* *Is not inclusive of LSR entry errors
Standalone Directory Listings	<ul style="list-style-type: none"> Local & Foreign New, Change, Delete Directory Lstg for Straight Main and Additional listings Supplement Type (SUP) = 1, 2, 3 if confirmation not sent = 1 post confirmation if service order is still pending with a due date greater than the day the SUP is received = 2 post confirmation if the original request was Flowthrough and if service order is still pending with a due date greater than the day the SUP is received 	<ul style="list-style-type: none"> Directory Captions and Indents Supplement Type (SUP) = 1 post confirmation if service order is still pending with a due date that is the same or less than the day the SUP is received = 2 post confirmation if the original request was not Flowthrough or if service order is still pending with a due date that is the same or less than the day the SUP is received = 3 if request previously confirmed

Note:

1. Unless otherwise noted in Request Types Mechanically Generated (Flow-through), product to product i.e. Loop to Loop, does not flow through at Level 5.

Synopsis of Changes:

Date Changed	Title	Column: F/T = Flowthrough E = Exceptions T = Title	A = Add, C = Change, D = Delete
11/20/00	Resale	E	C: from Auxiliary Lines C: to Auxiliary Lines (Residence)
12/21/00	Platform	E	D: Partial Conversion As Specified (BTN)
12/21/00	Platform	F/T	C: from Partial Conversion As Specified (Non-BTN) C: to Partial Conversion As Specified (BTN/Non-BTN)
12/22/00	Loop	E	C: from Line Sharing C: to Line Sharing (except New)
12/22/00	Loop	F/T	A: Line Sharing (New only)
12/22/00	Loop	F/T	C: from All Disconnect Activity C: to All Disconnect Activity (except Line Sharing)
12/27/00	Platform	E	A: Migration of Residence Auxiliary Lines
01/19/01	All Scenarios	F/T	C: from Supplement Type (SUP) = 1, 2, 3 if no service order in the system

- Deleted: VZEAST201003
- Deleted: 09
- Deleted: 09
- Deleted: 17

			C: to Supplement Type (SUP) = 1, 2, 3 if confirmation not sent
01/19/01	All Scenarios	E	C: from Supplement Type (SUP) = 1, 2, 3 if service order is in the system C: to Supplement Type (SUP) = 1, 2, 3 if request previously confirmed
02/05/01	Resale	E	C: from Auxiliary Lines (Residence) C: to Auxiliary Lines (Residence) (NE only)
02/20/01	Loop	R	C: Line Sharing (New only) C: Line Sharing (New and Delete only)
02/20/01	Loop	E	C: Line Sharing (except New) C: Line Sharing (except New and Delete)
03/09/01	All	Header	D: Notation "Legacy System"
06/19/01	Resale	F/T	C: from Resale Account Activity - New, Change, Remove Single Line Hunting C: to Resale Account Activity - Existing, New, Change, Remove Single Line Hunting
06/19/01	Resale	E	D: Hunting activity of "E"
06/19/01	Loop	F/T	A: Conversion of Platform to Loop (Full Migration)
06/19/01	Loop	F/T	A: Conversion of Platform to Loop (Partial Migration Non-BTN)
06/19/01	Loop with LNP	F/T	A: Conversion of Platform to Loop with LNP (Full Migration)
06/19/01	Loop with LNP	F/T	A: Conversion of Platform to Loop with LNP (Partial Migration Non-BTN)
06/19/01	LNP	F/T	A: Conversion of Platform to LNP (Full Migration)
06/19/01	LNP	F/T	A: Conversion of Platform to LNP (Partial Migration Non-BTN)
06/19/01	Line Splitting	F/T	A: Line Splitting Account Activity (New York only) <i>Includes:</i> - Platform USOC In scope list by State - Change PIC/LPIC - Add, Change, Remove Freeze PIC/LPIC - Add, Change, Delete Blocking - Add, Change, Delete Features
06/19/01	LIDB	F/T	A: Offered by Contract All (only an ACT of C and an LNA of C is allowed)
08/03/01	Loop	E	A: Loop Qualification Status of R (Required)
08/21/01	Platform	E	D: Outside Move (Change end user location)
08/21/01	Platform	F/T	A: Outside Move (Change end user location)
08/21/01	Platform	E	D: Change telephone number (BTN)
08/21/01	Platform	F/T	A: Change telephone number (BTN)
08/21/01	Platform	E	A: COIN - Change telephone number (BTN)
08/21/01	Platform	E	A: COIN - Outside Move (Change end user location)
09/17/01	Platform	E	A: COIN - Partial Migration (BTN and non-BTN)
09/17/01	Loop	F/T	D: Conversion of Platform to Loop (Partial Migration Non-BTN)
09/17/01	Loop with LNP	F/T	D: Conversion of Platform to Loop with LNP (Partial Migration Non-BTN)
09/17/01	LNP	F/T	D: Conversion of Platform to LNP (Partial Migration Non-BTN)
10/23/01	Heading	T	C: from heading of Service C: to heading of Title
10/23/01	Column	Column	C: from Column Identifier R (Request Type) C: to F/T = Flowthrough
10/23/01	Loop	T	D: All reference to M Loop (Use ASR to order)
10/23/01	Loop	E	D: All reference to M Loop (Use ASR to order)
10/23/01	Loop	T	A: 2W CSS Loop
10/23/01	Loop	T	A: 4W CSS Loop

Deleted: VZEAST201003
 Deleted: 09
 Deleted: 09
 Deleted: 17

10/23/01	Loop	T	A: 2W Digital Design
10/23/01	Loop	T	D: 4W Digital ISDN
10/23/01	Loop	T	D: 4W Digital ADSL
10/23/01	Loop	T	D: 4W Digital XDSL
10/23/01	Loop	T	A: 4W Digital 56KBs
10/23/01	Loop	T	A: 4W Digital 64KBs
10/23/01	Loop	T	A: Sub Loop Includes: - 2W Analog - 4W Analog - 2W Digital Includes: - ISDN - ADSL - XDSL - Digital Design - 4W Digital Includes: - HDSL - 56KBs - 64KBs
10/23/01	Loop	F/T	D: All reference to 2W CSS
10/23/01	Loop	E	A: 2W CSS Loop A: 4W CSS Loop
10/23/01	Loop	F/T	C: from Basic loop w/Local & Foreign Directory Lstg for Straight Main and Additional Listing C: to 2 Wire Analog Basic Loop w/Local & Foreign Directory Lstg for Straight Main and Additional Listing
10/23/01	Loop	F/T	A: Line Splitting - New - Disc Data
10/23/01	Loop	E	(UNDER ANALOG) D: 2W P phone
10/23/01	Loop	E	(UNDER DIGITAL) A: All Digital 2W Zero Bridge Taps
10/23/01	Loop	E	(UNDER DIGITAL) D: 2W ADSL zero bridge tap
10/23/01	Loop	E	(UNDER DIGITAL) A: 2W Digital Design
10/23/01	Loop	E	(UNDER DIGITAL) A: 4W Digital
10/23/01	Loop	E	(UNDER DIGITAL) A: 4W HDSL
10/23/01	Loop	E	(UNDER DIGITAL) A: 56KBs
10/23/01	Loop	E	(UNDER DIGITAL) A: 64KBs
10/23/01	Loop	E	A: Sub Loop - Analog All 4-Wire - Digital All Digital 2W Zero Bridge Taps 4W HDSL 4W 56KBs 4W 64KBs
10/23/01	Resale	F/T	Under Supplement Type (SUP) A: = 1 post confirmation if service order is still pending with a due date greater than the day the SUP is received

- Deleted: VZEAST201003
- Deleted: 09
- Deleted: 09
- Deleted: 17

			=2 post confirmation if the original request was Flowthrough and if service order is still pending with a due date greater than the day the SUP is received
10/23/01	Resale	E	Supplement Type (SUP) C: from = 1, 2, 3 if request previously confirmed C: to 3 if request previously confirmed A: = 1 post confirmation if service order is still pending with a due date that is the same or less than the day the SUP is received = 2 post confirmation if the original request was not Flowthrough or if service order is still pending with a due date that is the same or less than the day the SUP is received
10/23/01	Resale	E	D: Change telephone number (BTN or Non-BTN)
10/23/01	Resale	F/T	A: Change telephone number (BTN and Non-BTN)
10/23/01	Platform	F/T	Under Supplement Type (SUP) A: = 1 post confirmation if service order is still pending with a due date greater than the day the SUP is received = 2 post confirmation if the original request was Flowthrough and if service order is still pending with a due date greater than the day the SUP is received
10/23/01	Platform	E	Supplement Type (SUP) C: from = 1, 2, 3 if request previously confirmed C: to 3 if request previously confirmed A: = 1 post confirmation if service order is still pending with a due date that is the same or less than the day the SUP is received = 2 post confirmation if the original request was not Flowthrough or if service order is still pending with a due date that is the same or less than the day the SUP is received
10/23/01	Line Splitting	T	C: from Line Splitting C: to Line Splitting Platform
10/23/01	Line Splitting Platform	F/T	C: from Line Splitting Account Activity (New York only) C: to Line Splitting Account A
10/23/01	Line Splitting Platform	F/T	A: Disconnects with Line Splitting A: Line Sharing to Line Splitting (Same CLEC)
10/23/01	Standalone Listing	E	C: from Supplement Type (SUP) = 1, 2, 3 if request previously confirmed C: to Supplement Type (SUP) = 1 post confirmation if service order is still pending with a due date that is the same or less than the day the SUP is received = 2 post confirmation if the original request was not Flowthrough or if service order is still pending with a due date that is the same or less than the day the SUP is received = 3 if request previously confirmed
10/23/01	Standalone Listing	F/T	C: from Supplement Type (SUP) = 1, 2, 3 if confirmation not sent C: to Supplement Type (SUP) = 1, 2, 3 if confirmation not sent = 1 post confirmation if service order is still pending with a due date greater than the day the SUP is received = 2 post confirmation if the original request was Flowthrough and if service order is still pending with a due date greater than the day the SUP is received

Deleted: VZEAST201003
 Deleted: 09
 Deleted: 09
 Deleted: 17

12/20/01	Resale	E	D: = C (Cut Through exists)
12/20/01	Resale	F/T	A: WSOP (Working Service on Premise) = C (Cut Through exists)
12/20/01	Resale	F/T	A: Platform to Resale "As Is" Includes: - Local & Foreign Directory Lstg for Straight Main and Additional listings
12/20/01	Loop	E	D: Partial conversion with BTN
12/20/01	Loop	F/T	C: from Partial Conversion (Non-BTN) C: to Partial Conversion (BTN and Non-BTN)
12/20/01	Loop wi LNP	E	D: Partial conversion with BTN
12/20/01	Loop wi LNP	F/T	C: from Partial Migration (Non-BTN) C: to Partial Migration (BTN and Non-BTN)
12/20/01	LNP	E	D: Partial conversion with BTN
12/20/01	LNP	F/T	C: from Partial Migration (Non-BTN) C: to Partial Migration (BTN and Non-BTN)
12/20/01	LNP	E	C: from Supplement Type (SUP) = 1, 2, 3 if request previously confirmed C: to Supplement Type (SUP) = 1 post confirmation if service order is still pending with a due date that is less than the day the SUP is received = 2 post confirmation if the original request was not Flowthrough or if service order is still pending with a due date that is the same or less than the day the SUP is received = 3 if request previously confirmed
12/20/01	LNP	F/T	C: from Supplement Type (SUP) = 1, 2, 3 if no confirmation sent C: to Supplement Type (SUP) = 1, 2, 3 if confirmation not sent = 1 post confirmation if service order is still pending with a due date that is equal to or greater than the day the SUP is received = 2 post confirmation if the original request was Flowthrough and if service order is still pending with a due date greater than the day the SUP is received
03/14/02	Loop	F/T	A: Under Sub Loop: Line Share
05/29/02	Resale	E	D: Auxiliary Lines (Residence) (NE only)
05/29/02	Resale	E	D: Partial Migration As Specified (BTN)
05/29/02	Resale	F/T	C: Conversion As Specified (Partial Migration – Non-BTN and BTN)
05/29/02	Resale	E	D: Remote Call Forwarding
05/29/02	Resale	F/T	A: Remote Call Forwarding
05/29/02	Platform	E	D: WSOP (Working Service on Premise) = C (Cut Through Exists)
05/29/02	Loop	E	A: PART - Line Share With DS3 Port Term - Data only With DS3 Port Term - CLEC Voice and CLEC Data with DS3 Port Term
10/23/02	Resale	F/T	A: Under Resale Account Activity - SNP - Restore
10/23/02	Platform	F/T	A: Under platform Account Activity - Delete of hunting
10/23/02	Platform	F/T	C: Under Platform Account Activity From: Delete Account To: Delete Account includes Hunting

- Deleted: VZEAST201003
- Deleted: 09
- Deleted: 09
- Deleted: 17

01/28/03	UNE	F/T	A: PART - Line Share With DS3 Port Term - Data only With DS3 Port Term - CLEC Voice and CLEC Data With DS3 Port Term - Disconnects
01/28/03	UNE	E	D: PART - Line Share With DS3 Port Term - Data only With DS3 Port Term - CLEC Voice and CLEC Data With DS3 Port Term - Disconnects
03/21/03	Resale	F/T	A: Call Intercept
08/12/03	UNE	E	C: Supplement Type (SUP) = 1, 2, 3 if request previously confirmed T: Supplement Type (SUP) = 1 post confirmation if service order is still pending with a due date that is less than the day the SUP is received = 2 post confirmation if the original request was not Flowthrough or if service order is still pending with a due date that is the same or less than the day the SUP is received = 3 if request previously confirmed
08/12/03	Loop w/ LNP	E	C: Supplement Type (SUP) = 1, 2, 3 if request previously confirmed T: Supplement Type (SUP) = 1 post confirmation if service order is still pending with a due date that is less than the day the SUP is received = 2 post confirmation if the original request was not Flowthrough or if service order is still pending with a due date that is the same or less than the day the SUP is received = 3 if request previously confirmed
10/05/03	Loop	F/T	A: Under Line Sharing (New and Delete only) Line Sharing with DBA
10/05/03	Loop	F/T	A: Under Line Sharing (New and Delete only) Line Sharing Speed Changes
01/15/04	Line Splitting	F/T	A: Supplement Type (SUP) = 1, 2, 3 if confirmation not sent = 1 post confirmation if service order is still pending with a due date greater than the day the SUP is received = 2 post confirmation if the original request was Flowthrough and if service order is still pending with a due date greater than the day the SUP is received
01/15/04	Loop	F/T	A: = 1 post confirmation if service order is still pending with a due date greater than the day the SUP is received = 2 post confirmation if the original request was Flowthrough and if service order is still pending with a due date greater than the day the SUP is received
01/15/04	Line Splitting	E	A: Supplement Type (SUP) = 1 post confirmation if service order is still pending with a due date that is the same or less than the day the SUP is received

- Deleted: VZEAST201003
- Deleted: 09
- Deleted: 09
- Deleted: 17

			<p>= 2 post confirmation if the original request was not Flowthrough or if service order is still pending with a due date that is the same or less than the day the SUP is received</p> <p>= 3 if request previously confirmed</p>
01/15/04	Loop wi LNP	F/T	<p>C: From: Supplement Type (SUP)</p> <p>= 1, 2, 3 if confirmation not sent</p> <p>T: Supplement Type (SUP)</p> <p>= 1, 2, 3 if confirmation not sent on any prior version</p> <p>= 1 post confirmation if service order is still pending with a due date minus 1 day greater than the day the SUP is received</p> <p>= 2 post confirmation if the original request was Flowthrough and if service order is still pending with a due date minus 1 day greater than the day the SUP is received</p>
01/15/04	Loop wi LNP	E	<p>C: From: Supplement Type (SUP)</p> <p>= 1 post confirmation if service order is still pending with a due date that is less than the day the SUP is received</p> <p>= 2 post confirmation if the original request was not Flowthrough or if service order is still pending with a due date that is the same or less than the day the SUP is received</p> <p>= 3 if request previously confirmed</p> <p>C: To: Supplement Type (SUP)</p> <p>= 1 post confirmation if service order is still pending with a due date minus 1 day that is the same or less than the day the SUP is received</p> <p>= 2 post confirmation if the original request was not Flowthrough or if service order is still pending with a due date minus 1 day that is the same or less than the day the SUP is received</p> <p>= 3, if request previously confirmed</p>

- Deleted: VZEAST201003
- Deleted: 09
- Deleted: 09
- Deleted: 17

**VERIZON GENERIC FLOW-THROUGH SCENARIOS
COVERING THE FORMER BELL ATLANTIC TERRITORIES IN
DE, MD, NJ, PA, VA, DC**

Deleted: WV,

Title	Request Types	Updated: 01/15/04
Resale Services	Mechanically Generated (Flow-through)	Exceptions* <i>*Is not inclusive of LSR entry errors</i>
Basic Exchange – Residence (res & bus)	<ul style="list-style-type: none"> • Conversions As Is – <i>Includes:</i> - Local & Foreign Directory Lstg for Straight Main and Additional listings • Conversions As Is with Changes – <i>Includes:</i> - Local & Foreign Directory Lstg for Straight Main and Additional Listings • Conversions As Specified <i>Includes:</i> - Local & Foreign Directory Lstg for Straight Main and Additional listings - Addition and Deletion of lines - USOC In scope list by state • New Activity <i>Includes:</i> - Local & Foreign Directory Lstg for Straight Main and Additional Listings - USOC In scope list by state • Resale Account Activity <i>Includes:</i> - USOC In scope list by state - Add lines - Delete Account - Delete lines - Deny - Restore Deny - Outside Move - Change telephone number (BTN) - Change telephone number (Non-BTN) - Change PIC/LPIC - Freeze PIC/LPIC (all valid entries) 	<ul style="list-style-type: none"> • New activity over 10 lines Business and 5 lines (Residence) • Expedites (EXP) • Directory Captions and Indents, Special instructions lstgs • Hunting activity • For conversion as specified with a Line activity of conversion as is • Partial conversion • Conversion as specified disconnect of main line • New activity if Telephone field populated with "N" • Additional Engineering (AENG) • Certain conditions occasionally exist on the end user account such as Different Premise Address (DPA), Gift Billing (GSZ), and Customer provided equipment (CPE) • PAL • CENTREX • ISDN (BRI) • ISDN (PRI) • PBX • Advanced Services • Foreign exchange service • Semi-public • Prison/Inmate • WATS • SADLO = NEW ADDR • ADL (Additional line request) • Total number of listings over 99 • New Jersey – Retail to Resale Migration of SNP'd account • Resale Private Line • Resale Frame Relay • All listing changes that are not end state. (i.e. request that does not contain all necessary fields including) LAPR (Listed Address House Prefix) LANO (Listed Address House Number) LASF (Listed Address House Number Suffix) LASD (Listed Address Street Directional) LASN (Listed Address Street Name)

Deleted: VZEAST201003
Deleted: 09
Deleted: 09
Deleted: 17

<p>Resale: Basic Exchange – Residence (res & bus) (cont.)</p>	<ul style="list-style-type: none"> - Add, Change, Delete Blocking - Add, Change, Delete Features - Add, Change, or Delete Local & Foreign Directory Lstg for Straight Main and Additional listings - Remote Call Forwarding • COIN/COCOT to Resale <ul style="list-style-type: none"> - As is - As Specified - Disconnect Subsequent changes: <ul style="list-style-type: none"> - Change PIC/LPIC - Add, Change, Delete Blocking - Add, Change, Delete Features • Supplement Type (SUP) <ul style="list-style-type: none"> = 1, 2, 3 if confirmation not sent on any prior version = 1 post confirmation if service order is still pending with a due date greater than the day the SUP is received = 2 post confirmation if the original request was Flowthrough and if service order is still pending with a due date greater than the day the SUP is received • Platform to Resale Conversion "As Is" <ul style="list-style-type: none"> <i>Includes:</i> - Local & Foreign Directory Lstg for Straight Main and Additional listings • Platform to Resale Conversion "As Is With Changes" <ul style="list-style-type: none"> <i>Includes:</i> - Local & Foreign Directory Lstg for Straight Main and Additional listings 	<p>LATH (Listed Address Thoroughfare) LASS (Listed Address Street Suffix) LALOC (Listed Address Locality) LAST (Listed Address State/Province) LAZC (Listed Address Zip Code)</p> <p>If they are present on the existing listing.</p> <ul style="list-style-type: none"> • Supplement Type (SUP) <ul style="list-style-type: none"> = 1 post confirmation if service order is still pending with a due date that is the same or less than the day the sup is received = 2 post confirmation if the original request was not Flowthrough or if service order is still pending with a due date that is the same or less than the day the sup is received = 3 if request previously confirmed • Seasonal Suspend • Seasonal Restore • TOS 3rd character (class) of G (Message)
---	---	--

Deleted: VZEAST201003
 Deleted: 09
 Deleted: 09
 Deleted: 17

<p>Resale: Basic Exchange – Residence (res & bus) (cont.)</p>	<ul style="list-style-type: none"> • Platform to Resale Conversion “As Specified (Full Migration)” <i>Includes:</i> - Local & Foreign Directory Lstg for Straight Main and Additional listings - USOC In scope list by state • Resale to Resale Conversions “As Is” <i>Includes:</i> - Local & Foreign Directory Lstg for Straight Main and Additional listings • Resale to Resale Conversion “As Is With Changes” <i>Includes:</i> - Local & Foreign Directory Lstg for Straight Main and Additional listings • Resale to Resale Conversions “As Specified” (Full Migration) <i>Includes:</i> - Local & Foreign Directory Lstg for Straight Main and Additional listings - Addition and Deletion of lines - USOC In scope list by state • Conversion of Retail to Resale and the Retail Account is Seasonally Suspended or in a Deny Status • Conversion of Resale to Resale and the Resale account is Seasonally Suspended or in a Deny Status • Partial Conversion, Retail to Resale, WTN only 	
---	--	--

Deleted: VZEAST201003
 Deleted: 09
 Deleted: 09
 Deleted: 17

Unbundled Network Elements (UNE)	Request Types Mechanically Generated (Flow-through)	Exceptions* *Is not inclusive of LSR entry errors
<p>Loop</p> <ul style="list-style-type: none"> • 2W Analog 2W CSS Loop • 4W Analog 4W CSS Loop • 2W digital <i>Includes:</i> - ISDN - ADSL - HDSL - XDSL - Digital Design • 4W digital - HDSL - 56 KBs - 64 KBs • Sub Loop <i>Includes:</i> - 2W Analog - 4W Analog - 2W Digital <i>Includes:</i> - ISDN - ADSL - XDSL - Digital Design - 4W Digital <i>Includes:</i> - HDSL - 56 KBs - 64 KBs • PART <i>Includes:</i> - Line Share with DS3 Port Term - Data only with DS3 Port Term - CLEC Voice and CLEC Data With DS3 Port Term 	<ul style="list-style-type: none"> • Conversions from Retail and Resale <i>Includes:</i> - 2 Wire Analog Basic loop w/Local & Foreign Directory Lstg for Straight Main and Additional listings • New Activity <i>Includes:</i> - ISDN loop w/Local & Foreign Directory Lstg for Straight Main and Additional listings - 2 Wire Analog w/Local & Foreign Directory Lstg for Straight Main and Additional listings - ADSL • All Disconnect Activity • CHC (coordinated hot cut) • Supplement Type (SUP) = 1, 2, 3 if confirmation not sent =1 post confirmation if service order is still pending with a due date greater than the day the SUP is received =2 post confirmation if the original request was Flowthrough and if service order is still pending with a due date greater than the day the SUP is received • Line Sharing (New and Disconnect only) • Line Splitting - New - Disc Data 	<ul style="list-style-type: none"> • Loop Qualification Status of R (Required) • Conversion & New over 20 loops • New Activity – Digital Loop Not Qualified • Disconnect over 50 loops • Partial Conversion with BTN • Conversion of ISDN loop • ANALOG - 2W CSS Loop - 4W analog - 4W CSS Loop • DIGITAL - All Digital 2W Zero Bridge Taps - 2W HDSL - 2W XDSL - 2W Digital Design - 4W Digital - 4W HDSL - 56 KBs - 64 KBs • Line Sharing (except New and Disconnect) • Additional Engineering (AENG) • Expedites • Directory Captions and Indents, Special instruction lstgs • Certain conditions occasionally exist on the end user account such as Different Premise Address (DPA), Gift Billing (GSZ), and Customer provided equipment (CPE) • SADLO = NEW ADDR • Total number of listing over 99 • All listing changes that are not end state. (i.e. request that does not contain all necessary listing fields including LAPR (Listed Address House Prefix) LANO (Listed Address House Number) LASF (Listed Address House Number Suffix) LASD (Listed Address Street Directional) LASN (Listed Address Street Name) LATH (Listed Address Thoroughfare) LASS (Listed Address Street Suffix) LALOC (Listed Address Locality) LAST (Listed Address State/Province) LAZC (Listed Address Zip Code) If they are present on the existing listing. • New Jersey, Delaware, Pennsylvania only: Full migrations with new listing

Deleted: VZEAST201003
 Deleted: 09
 Deleted: 09
 Deleted: 17

<p>Loop (cont.)</p>	<ul style="list-style-type: none"> • Sub Loop <i>Includes:</i> - Analog: 2 Wire New and Delete - Digital: 2 Wire New and Delete <i>Includes:</i> ISDN ADSL HDSL XDSL Digital Design Line Share • Conversion of Platform to Loop (Full Migration) • Conversion As Specified (Partial Migration non BTN only) • Partial Conversion (Non-BTN) • PART - Line Share With DS3 Port Term - Data only With DS3 Port Term - CLEC Voice and CLEC Data With DS3 Port Term • Conversion from Retail to Sub-Loop <i>Includes:</i> 2W Analog 	<ul style="list-style-type: none"> • Supplement Type (SUP) = 1 post confirmation if service order is still pending with a due date that is the same or less than the day the SUP is received = 2 post confirmation if the original request was not Flowthrough or if service order is still pending with a due date that is the same or less than the day the SUP is received or if the new due date is less than the original due date (due to Frame Ready Date (FRD)) = 3 if request previously confirmed • Sub Loop Analog - All 4 Wire Digital - All Digital 2W Zero Bridge Taps - 4W HDSL - 4W 56KBs - 4W 64KBs • Partial Migration of BTN
---------------------	--	--

- Deleted: VZEAST201003
- Deleted: 09
- Deleted: 09
- Deleted: 17

Unbundled Network Elements (UNE)	Request Types Mechanically Generated (Flow-through)	Exceptions* *Is not inclusive of LSR entry errors
Loop with LNP	<ul style="list-style-type: none"> • Conversions from Retail and Resale <i>Includes:</i> Basic loop w/ Local & Foreign Directory Lstg for Straight Main and Additional listings • Disconnects • Supplement Type (SUP) = 1, 2, 3 if confirmation not sent on any prior version = 1 post confirmation if service order is still pending with a due date greater than the day the SUP is received = 2 post confirmation if the original request was Flowthrough and if service order is still pending with a due date greater than the day the SUP is received • Conversion of Platform to Loop with LNP (Full Migration) • Partial Conversion (Non-BTN) • Conversion from Retail to Sub-Loop <i>Includes:</i> 2W Analog • Conversion from Retail to Loop with LNP for COCOT 	<ul style="list-style-type: none"> • Partial conversion with BTN • Disconnect over 50 • Directory Captions and Indents, Special instruction lstgs • Additional Engineering (AENG) • Certain conditions occasionally exist on the end user account such as Different Premise Address (DPA), Gift Billing (GSZ), and Customer provided equipment (CPE) • SADLO = NEW ADDR • Total number of listings over 99 • All listing changes that are not end state. (i.e. request that does not contain all necessary listing fields including LAPR (Listed Address House Prefix) LANO (Listed Address House Number) LASF (Listed Address House Number Suffix) LASD (Listed Address Street Directional) LASN (Listed Address Street Name) LATH (Listed Address Thoroughfare) LASS (Listed Address Street Suffix) LALOC (Listed Address Locality) LAST (Listed Address State/Province) LAZC (Listed Address Zip Code) If they are present on the existing listing. • New Jersey, Delaware, Pennsylvania only: Full migrations with new listing • Supplement Type (SUP) = 1 post confirmation if service order is still pending with a due date that is the same or less than the day the SUP is received = 2 post confirmation if the original request was not Flowthrough or if service order is still pending with a due date that is the same or less than the day the SUP is received or if the new due date is less than the original due date (due to Frame Ready Date (FRD)) = 3 if request previously confirmed

Deleted: VZEAST201003
 Deleted: 09
 Deleted: 09
 Deleted: 17

Unbundled Network Elements (UNE)	Request Types Mechanically Generated (Flow-through)	Exceptions* *Is not inclusive of LSR entry errors
LNP	<ul style="list-style-type: none"> • Conversions from Retail and Resale • Supplement Type (SUP) = 1, 2, 3 if confirmation not sent on any prior version = 1 post confirmation if service order is still pending with a due date that is equal to or greater than the day the SUP is received = 2 post confirmation if the original request was Flowthrough and if service order is still pending with a due date greater than the day the SUP is received • Conversion of Platform to Loop with LNP (Full Migration) • Partial Conversion (Non-BTN) 	<ul style="list-style-type: none"> • Partial conversion with BTN • Additional Engineering (AENG) • Certain conditions occasionally exist on the end user account such as Different Premise Address (DPA), Gift Billing (GSZ), and Customer provided equipment (CPE) • SADLO = NEW ADDR • Total number of listings over 99 • All listing changes that are not end state. (i.e. request that does not contain all necessary listing fields including LAPR (Listed Address House Prefix) LANO (Listed Address House Number) LASF (Listed Address House Number Suffix) LASD (Listed Address Street Directional) LASN (Listed Address Street Name) LATH (Listed Address Thoroughfare) LASS (Listed Address Street Suffix) LALOC (Listed Address Locality) LAST (Listed Address State/Province) LAZC (Listed Address Zip Code) If they are present on the existing listing. • Supplement Type (SUP) = 1 post confirmation if service order is still pending with a due date that is less than the day the SUP is received = 2 post confirmation if the original request was not Flowthrough or if service order is still pending with a due date that is the same or less than the day the SUP is received or if the new due date is less than the original due date (due to Frame Ready Date (FRD)) = 3 if request previously confirmed

Deleted: VZEAST201003
 Deleted: 09
 Deleted: 09
 Deleted: 17

LIDB (Line Information Data Base)	Request Types Mechanically Generated (Flow-through)	Exceptions* *Is not inclusive of LSR entry errors
LIDB	All (only an ACT of C and an LNA of C is allowed)	

Standalone Directory	Request Types Mechanically Generated (Flow-through)	Exceptions* *Is not inclusive of LSR entry errors
Standalone Directory Listings	<ul style="list-style-type: none"> • Local & Foreign New, Change, Delete Directory Lstg for Straight Main and Additional listings • Supplement Type (SUP) = 1, 2, 3 if confirmation not sent = 1 post confirmation if service order is still pending with a due date greater than the day the SUP is received = 2 post confirmation if the original request was Flowthrough and if service order is still pending with a due date greater than the day the SUP is received 	<ul style="list-style-type: none"> • Directory Captions and Indents, Special instruction lstgs • SADLO = NEW ADDR • Total number of listing over 99 • All listing changes that are not end state. (i.e. request that does not contain all necessary listing fields including LAPR (Listed Address House Prefix) LANO (Listed Address House Number) LASF (Listed Address House Number Suffix) LASD (Listed Address Street Directional) LASN (Listed Address Street Name) LATH (Listed Address Thoroughfare) LASS (Listed Address Street Suffix) LALOC (Listed Address Locality) LAST (Listed Address State/Province) LAZC (Listed Address Zip Code) • If they are present on the existing listing. • Supplement Type (SUP) = 1 post confirmation if service order is still pending with a due date that is the same or less than the day the SUP is received = 2 post confirmation if the original request was not Flowthrough or if service order is still pending with a due date that is the same or less than the day the SUP is received = 3 if request previously confirmed

Note:

1. Listing Exception: 20 or more listings in DC, MD, VA do not flow Level 5
- Unless otherwise noted in Request Types Mechanically Generated (Flow-through), product to product i.e. Loop to Loop, does not flow through at Level 5.

Deleted: WV

Deleted: VZEAST201003

Deleted: 09

Deleted: 09

Deleted: 17

Synopsis of Changes:

Date Changed	Title	Column: F/T = Flowthrough E = Exceptions T = Title	A = Add, C = Change, D = Delete
10/27/00	Loop	F/T = Disconnect	C: from Disconnect Activity C: to All Disconnect Activity
10/27/00	Resale	E	A: New Jersey – Retail to Resale Migration of SNP'd account
11/16/00	Resale	F/T =Conversation As Specified	A: USOC In scope list by state
11/16/00	Resale	F/T =New Activity	A: USOC In scope list by state
11/16/00	Resale	F/T =Account Activity	C: from Change Blocking C: to Add, Change, Delete Blocking
11/16/00	Resale	F/T =Account Activity	C: from Change Features C: to Add, Change, Delete Features
11/16/00	Resale	E	A: Resale Private Line
11/16/00	Resale	E	A: Resale Frame Relay
11/16/00	Platform	F/T =Conversation As Specified	A: USOC in scope list by state
11/16/00	Platform	F/T =New Activity	A: USOC In scope list by state
11/16/00	Platform	F/T =Account Activity	C: from Change Blocking C: to Add, Change, Delete Blocking
11/16/00	Platform	R =Account Activity	C: from Change Features C: to Add, Change, Delete Features
11/16/00	All Scenarios	E	A: All listing changes that are not end state. (i.e. request that does not contain all necessary listing fields, e.g. listed name and address fields, etc.)
12/01/00	All Scenarios	E	C: from All listing changes that are not end state. (i.e. request that does not contain all necessary listing fields, e.g. listed name and address fields, etc.) C: to All listing changes that are not end state. (i.e. request that does not contain all necessary listing fields including LAPR (Listed Address House Prefix) LANO (Listed Address House Number) LASF (Listed Address House Number Suffix) LASD (Listed Address Street Directional) LASN (Listed Address Street Name) LATH (Listed Address Thoroughfare) LASS (Listed Address Street Suffix) LALOC (Listed Address Locality) LAST (Listed Address State/Province) LAZC (Listed Address Zip Code) If they are present on the existing listing.
01/26/01	Platform	F/T – expanded the statement Conversion of Retail and Resale to Platform	C: from Conversion of Retail and Resale to Platform C: to <ul style="list-style-type: none"> Resale to Platform Conversions As Is – Includes: Local & Foreign Directory Lstg for Straight Main and Additional Listings Resale to Platform Conversion As Is – with Changes Includes: -Local & Foreign Directory Lstg for

- Deleted: VZEAST201003
- Deleted: 09
- Deleted: 09
- Deleted: 17

			<p>Straight Main and Additional Listings</p> <ul style="list-style-type: none"> Resale to Platform Conversion As Specified (Full Migration) Includes: Local & Foreign Directory Lstg for Straight Main and Additional Listings USOC In scope list by state
01/26/01	All Scenarios	Remove Note: Add info to F/T and E columns	<p>Remove Note 1: SUP 3 flows through at Level 5 if no service order in the system. Exception for SUP: Sup 1, 2, with or without a service order in the system and 3 if a service order is in the system.</p> <p>Add to R column: Supplement Type (Sup) = 1 if confirmation not sent on any prior version</p> <p>Add to E Column: Supplement Type (Sup) = 2, 3 = 1, if request previously confirmed</p>
01/26/01	All Scenarios	Note:	Change numbering of notes.
01/26/01	All Scenarios	E	A: New Jersey only: Removal or change to existing listing where NLST precedes the listing
01/26/01	Platform	E	A: New Jersey only: Suspend (two way)
01/26/01	Loop and Loop wi LNP	E	A: New Jersey, Delaware, Pennsylvania only: Full migrations with new listing
02/05/01	Platform	E	A: Option B (PA only)
02/05/01	Loop	F/T: Added Line Sharing (New only)	C: from Line Sharing C: to Line Sharing (except New)
02/20/01	All Scenarios	E	D: New Jersey only: Removal or change to existing listing where NLST precedes the listing
02/20/01	Platform	E	D: New Jersey only: Suspend (two way)
03/09/01	All	Header	D: Notation "Legacy System"
03/21/01	Platform	E	D: Option B (PA only)
03/21/01	Platform	F/T	A: Option B (PA only)
04/04/01	Loop, Loop wi LNP, LNP	F/T	D: Partial Migration (Non-BTN)
04/04/01	Loop, Loop wi LNP, LNP	E	A: Partial Migration (Non-BTN)
04/18/01	Resale	F/T	D: Suspend (two way)
04/18/01	Resale	F/T	D: Restore (two way)
04/18/01	Resale	F/T	A: Deny
04/18/01	Resale	F/T	A: Restore Deny
04/18/01	Resale	E	A: Seasonal Suspend
04/18/01	Resale	E	A: Seasonal Restore
06/07/01	Platform	F/T	A: Clec to Clec As Specified (Full Migration)
06/07/01	Platform	E	D: Migration of Platform to Platform
06/07/01	All	F/T	C: from Supplement Type (Sup) = 1 if confirmation not sent on any prior version C: to Supplement Type (Sup) = 1, 3 if confirmation not sent on any prior version
06/07/01	All	E	C: from Supplement Type (Sup) = 2, 3 = 1, if request previously confirmed

- Deleted: VZEAST201003
- Deleted: 09
- Deleted: 09
- Deleted: 17

			C: to Supplement Type (Sup) = 2 with or without a confirmation = 1, 3, if request previously confirmed
06/19/01	Resale	F/T	C: from Freeze PIC/LPIC C: to Freeze PIC/LPIC (all valid entries)
06/19/01	Resale	E	D: Remove inter/intra and inter-intra freeze
06/19/01	Loop	F/T	C: from Line Sharing (New only) C: to Line Sharing (New and Disconnect only)
06/19/01	Loop	E	C: from Line Sharing (except New) C: to Line Sharing (except New and Disconnect)
06/19/01	Platform	E	D: Outside Move
06/19/01	Platform	F/T	A: Outside Move
06/19/01	LIDB	F/T	A: Offered by Contract All (only an ACT of C and an LNA of C is allowed)
08/03/01	Loop	E	A: Loop Qualification Status of R (Required)
08/21/01	Platform	E	D: Change telephone number (BTN)
08/21/01	Platform	F/T	A: Change telephone number (BTN)
08/21/01	Resale	E	C: from Change telephone number (BTN) C: to Change telephone number (BTN) MDV, and eTRAK
08/21/01	Resale	F/T	A: to Change telephone number (BTN) PA, DE, NJ
08/21/01	Resale	F/T	A: Platform to Resale Conversion As Specified (Full Migration) -Includes: Local & Foreign Directory Lstg for Straight Main and Additional Listings - USOC In scope list by state
08/21/01	Resale	E	A: TOS 3 rd character (class) of G (Message)
09/17/01	Resale	F/T	A: Resale to Resale Conversions As Is – Includes: - Local & Foreign Directory Lstg for Straight Main and Additional listings
09/17/01	Resale	F/T	A: Resale to Resale Conversion As Is – with Changes Includes: - Local & Foreign Directory Lstg for Straight Main and Additional Listings
09/17/01	Resale	F/T	Add: Resale to Resale Conversions As Specified (Full Migration) Includes -Local & Foreign Directory Lstg for Straight Main and Additional listings -Addition and Deletion of lines -USOC In scope list by state
10/23/01	Heading	T	C: from heading of Service C: to heading of Title
10/23/01	Column	Column	C: from Column Identifier R (Request Type) C: to F/T =Flowthrough
10/23/01	Resale	E	D: Change telephone number (BTN) MDV, and eTRAK
10/23/01	Resale	F/T	C: from Change telephone number (BTN) PA, DE, NJ C: to Change telephone number (BTN)
10/23/01	Resale	F/T	Supplement Type (Sup) C: from Supplement Type (Sup) = 1, 3 if confirmation not sent on any prior version C: to Supplement Type (Sup) = 1, 2, 3 if confirmation not sent on any prior version A: =1 post confirmation if service order is still pending with a due date greater than the day the sup is received

Deleted: W

Deleted: W

Deleted: VZEAST201003

Deleted: 09

Deleted: 09

Deleted: 17

			= 2 post confirmation if the original request was Flowthrough and if service order is still pending with a due date greater than the day the sup is received
10/23/01	Resale	E	C: from =2 with or without a confirmation = 1, 3, if request previously confirmed C: to =1 post confirmation if service order is still pending with a due date that is the same or less than the day the sup is received = 2 post confirmation if the original request was not Flowthrough or if service order is still pending with a due date that is the same or less than the day the sup is received =3, if request previously confirmed
10/23/01	Loop	T	D: All reference to M Loop (Use ASR to order)
10/23/01	Loop	E	D: All reference to M Loop (Use ASR to Order)
10/23/01	Loop	T	A: 2 W CSS Loop
10/23/01	Loop	T	A: 4 W CSS Loop
10/23/01	Loop	T	A: 2 W Digital Design
10/23/01	Loop	T	D: 4W Digital ISDN
10/23/01	Loop	T	D: 4W Digital ADSL
10/23/01	Loop	T	D: 4W Digital XDSL
10/23/01	Loop	T	A: 4W Digital 56KBs
10/23/01	Loop	T	A: 4W Digital 64KBs
10/23/01	Loop	T	A: Sub Loop Includes: -2W Analog -4W Analog -2 W Digital Includes: -ISDN -ADSL -XDSL -Digital Design - 4W Digital Includes: -HDSL -56 KBs -64 KBs
10/23/01	Loop	F/T	D: All reference to 2W CSS
10/23/01	Loop	E	A: 2W CSS Loop A: 4W CSS Loop
10/23/01	Loop	F/T	C: from Basic loop w/Local&Foreign Directory Lstg for Straight Main and Additional Listing C: to 2 Wire Analog Basic loop w/Local & Foreign Directory Lstg for Straight Main and Additional Listing
10/23/01	Loop	F/T	A: Line Splitting -New -Disc Data
10/23/01	Loop	F/T	A: Sub Loop Includes: - Analog: 2 Wire New and Delete - Digital: 2 Wire New and Delete Includes: ISDN ADSL HDSL XDSL

- Deleted: VZEAST201003
- Deleted: 09
- Deleted: 09
- Deleted: 17

10/23/01	Loop, Loop LNP, LNP	wi	F/T	Digital Design C: from Supplement Type (Sup) = 1, 3 if confirmation not sent on any prior version C: to Supplement Type (Sup) = 1, 2, 3 if confirmation not sent on any prior version A: = 1 post confirmation if service order is still pending with a due date greater than the day the sup is received = 2 post confirmation if the original request was Flowthrough and if service order is still pending with a due date greater than the day the sup is received
10/23/01	Loop, Loop LNP, LNP	wi	E	C: from Supplement Type (Sup) = 2 with or without a confirmation = 1, 3, if request previously confirmed C: to Supplement Type (Sup) = 1 post confirmation if service order is still pending with a due date that is the same or less than the day the sup is received = 2 post confirmation if the original request was not Flowthrough or if service order is still pending with a due date that is the same or less than the day the sup is received or if the new due date is less than the original due date (due to Frame Ready Date (FRD)) = 3, if request previously confirmed
10/23/01	Loop		E	(UNDER ANALOG) D: 2W P phone
10/23/01	Loop		E	(UNDER DIGITAL) A: All Digital 2W Zero Bridge Taps
10/23/01	Loop		E	(UNDER DIGITAL) D: 2W ADSL zero bridge tap
10/23/01	Loop		E	(UNDER DIGITAL) A: 2W Digital Design
10/23/01	Loop		E	(UNDER DIGITAL) A: 4W Digital
10/23/01	Loop		E	(UNDER DIGITAL) A: 4W HDSL
10/23/01	Loop		E	(UNDER DIGITAL) A: 56KBs
10/23/01	Loop		E	(UNDER DIGITAL) A: 64KBs
10/23/01	Loop		E	A: Sub Loop -Analog All 4Wire -Digital: All Digital 2W Zero Bridge Taps 4W HDSL 4W 56KBs 4W 64KBs
10/23/01	Platform		F/T	Under Supplement Type (Sup) C: from Supplement Type (Sup) = 1, 3 if confirmation not sent on any prior version C: to Supplement Type (Sup)

- Deleted: VZEAST201003
- Deleted: 09
- Deleted: 09
- Deleted: 17

			<p>= 1, 2, 3 if confirmation not sent on any prior version A: =1 post confirmation if service order is still pending with a due date greater than the day the sup is received = 2 post confirmation if the original request was Flowthrough and if service order is still pending with a due date greater than the day the sup is received</p>
10/23/01	Platform	E	<p>Supplement Type (SUP) C: from = 1, 2, 3 if request previously confirmed C: to 3 if request previously confirmed A: =1 post confirmation if service order is still pending with a due date that is the same or less than the day the sup is received = 2 post confirmation if the original request was not Flowthrough or if service order is still pending with a due date that is the same or less than the day the sup is received</p>
10/23/01	Line Splitting (Platform)	T	A: Title of Line Splitting (Platform)
10/23/01	Line Splitting Platform	F/T	<p>A: Line Splitting Account Includes: -Platform USOC In scope list by State -Change PIC/LPIC -Add, Change, Remove Freeze PIC/LPIC -Add Change Delete Blocking -Add, Change Delete Features A: Disconnects with Line Splitting A: Line Sharing to Line Splitting (Same Clec)</p>
10/23/01	Standalone Listings	F/T	<p>C: from Supplement Type (Sup) = 1, 3 if confirmation not sent on any prior version C: to: Supplement Type (Sup) = 1, 2, 3 if confirmation not sent on any prior version =1 post confirmation if service order is still pending with a due date greater than the day the sup is received = 2 post confirmation if the original request was Flowthrough and if service order is still pending with a due date greater than the day the sup is received</p>
10/23/01	Standalone Listings		<p>C: from Supplement Type (Sup) = 2 with or without a confirmation = 1, 3, if request previously confirmed C: to Supplement Type (Sup) =1 post confirmation if service order is still pending with a due date that is the same or less than the day the sup is received = 2 post confirmation if the original request was not Flowthrough or if service order is still pending with a due date that is the same or less than the day the sup is received =3, if request previously confirmed</p>
12/20/01	Resale	F/T	<p>A: Platform to Resale Conversion As Is Includes: -Local & Foreign Directory Lstg for Straight Main and Additional Listings</p>

- Deleted: VZEAST201003
- Deleted: 09
- Deleted: 09
- Deleted: 17

12/20/01	Resale	F/T	A: Platform to Resale: Conversion As Is – with Changes Includes:- Local & Foreign Directory Lstg for Straight Main and Additional Listings
12/20/01	Resale	F/T	A: Conversion of Retail to Resale where the Retail account is Seasonally Suspended
12/20/01	Resale	F/T	A: Conversion of Resale to Resale where the Resale account is Seasonally Suspended
12/20/01	Loop	F/T	A: Conversion of Platform to Loop (Full migration)
12/20/01	Loop wi LNP	F/T	A: Conversion of Platform to Loop with LNP (Full migration)
12/20/01	LNP	F/T	A: Conversion of Platform to LNP (Full migration)
12/20/01	LNP	E	C: from Supplement Type (Sup) = 1 post confirmation if service order is still pending with a due date that is the same or less than the day the sup is received = 2 post confirmation if the original request was not Flowthrough or if service order is still pending with a due date that is the same or less than the day the sup is received or if the new due date is less than the original due date (due to Frame Ready Date (FRD)) = 3, if request previously confirmed C: to Supplement Type (Sup) = 1 post confirmation if service order is still pending with a due date that is less than the day the sup is received = 2 post confirmation if the original request was not Flowthrough or if service order is still pending with a due date that is the same or less than the day the sup is received or if the new due date is less than the original due date (due to Frame Ready Date (FRD)) = 3, if request previously confirmed
12/20/01	LNP	F/T	C: from Supplement Type (Sup) = 1, 2, 3 if confirmation not sent on any prior version =1 post confirmation if service order is still pending with a due date greater than the day the sup is received = 2 post confirmation if the original request was Flowthrough and if service order is still pending with a due date greater than the day the sup is received C: to Supplement Type (Sup) = 1, 2, 3 if confirmation not sent on any prior version =1 post confirmation if service order is still pending with a due date is equal to or greater than the day the sup is received = 2 post confirmation if the original request was Flowthrough and if service order is still pending with a due date greater than the day the sup is received
12/20/01	Platform	F/T	A: Conversion of Retail/Resale to Platform where the Retail account is Seasonally Suspended
12/20/01	Platform	F/T	A: Conversion of Platform to Platform where the

- Deleted: VZEAST201003
- Deleted: 09
- Deleted: 09
- Deleted: 17

03/14/02	Resale	E	Platform account is Seasonally Suspended C: from New activity over 5 lines C: to New activity over 10 lines Business and 5 lines (Residence)
03/14/02	Loop	F/T	A: Under Sub Loop Line Share
03/14/02	Loop, Loop LNP, LNP wi	F/T	D: Partial Conversion (BTN)
03/14/02	Loop, Loop LNP, LNP wi	F/T	A: Partial Conversion (Non-BTN)
03/14/02	Platform	E	C: from All Partial Migrations (BTN and Non-BTN) C: to Partial migrations (BTN)
03/14/02	Platform	F/T	A: to Partial migrations (non-BTN)
03/14/02	Note	Note	C from: Note: 1. Listing Exception: 20 or more listings in DC, MD, VA, do not flow Level 5 C to: Note: 2. Listing Exception: 20 or more listings in DE, MD, VA, do not flow Level 5
05/30/02	Resale	E	D: Remote Call Forwarding
05/30/02	Resale	F/T	A: Remote Call Forwarding
05/30/02	Platform	E	A: Partial Migration of BTN
05/30/02	Platform	F/T	A: Conversion As Specified (Partial Migration non BTN only)
05/30/02	Loop	E	A: Partial Migration of BTN
05/30/02	Loop	F/T	A: Conversion As Specified (Partial Migration non BTN only)
05/30/02	Resale	F/T	C: From: COIN conversion as is To: Coin to Resale for MDV,-- As Is, As Specified, Disconnect, Subsequent Changes: PIC/LPIC changes, Line Side Answer Supervision, Blocking Options
05/30/02	Resale	E	C: From: COIN Conversion as is with Changes, As Specified, New Activity and all Post Migration To: COIN Conversion as is with Changes, As Specified, New Activity, and all Post Migration changes for New Jersey, Delaware, Pennsylvania.
05/30/02	Platform	F/T	A: COIN to PAL for New Jersey, Delaware, Pennsylvania – As is, As Specified, Disconnect, Subsequent Changes: PIC/LPIC changes, Line Side Answer Supervision, Blocking Options
05/30/02	Platform	E	A: COIN to PAL for MDV,
05/30/02	Resale	F/T	C: From: Conversion of Retail to Resale and the Retail account is Seasonally Suspended To: Conversion of Retail to Resale and the Retail Account is Seasonally Suspended or in a Deny Status
05/30/02	Resale	F/T	C: From: Conversion of Resale to Resale and the Resale account is Seasonally Suspended To: Conversion of Resale to Resale and the Resale Account is Seasonally Suspended or in a Deny Status

Deleted: , WW

Deleted: , WW

Deleted: W

Deleted: W

Deleted: VZEAST201003

Deleted: 09

Deleted: 09

Deleted: 17

05/30/02	Loop	F/T	A: PART -Line Share With DS3 Port Term -Data only With DS3 Port Term -CLEC Voice and CLEC Data With DS3 Port Term
08/19/02	Platform	E	D: Partial migration (BTN)
08/19/02	Platform	F/T	A: Partial migration (BTN)
08/19/02	Resale	E	D: COCOT – Conversion As Is with Changes, As Specified, and all Post Migration changes for New Jersey, Delaware, Pennsylvania
08/19/02	Resale	F/T	A: COCOT – Conversion As Is with Changes, As Specified, and all Post Migration changes for New Jersey, Delaware, Pennsylvania
10/04/02	Platform	F/T	D: Partial migration (BTN)
10/04/02	Platform	E	A: Partial migration (BTN)
11/25/02	Platform	F/T	A: Under Platform Account Activity Remote Call Forwarding
11/25/02	UNE	F/T	A: Conversion from Retail to Sub-Loop Includes: 2W Analog:
11/25/02	Loop with LNP	F/T	A: Conversion from Retail to Sub-Loop Includes: 2W Analog:
11/25/02	Platform	F/T	C: From Coin to PAL for New Jersey, Delaware, Pennsylvania To: Retail COIN/COCOT to PAL
11/25/02	Platform	E	D: COIN to PAL for MDV,
11/25/02	Resale	F/T	C: From COIN to Resale for MDV, To: COIN/COCOT to Resale
11/25/02	Resale	E	D: COIN – New Activity for New Jersey, Delaware, Pennsylvania
01/24/03	Loop w/LNP	F/T	A: Conversion from Retail to Loop with LNP for COCOT
01/24/03	Platform	F/T	A: Resale COIN/COCOT to PAL -As Specified -As is -Disconnect -Subsequent change
01/24/03	Platform	F/T	A: Platform COIN/COCOT to Platform -As Specified -As is -Subsequent changes
01/24/03	Resale	F/T	A: Partial Conversion, Retail to Resale, WTN only

Deleted: W
Deleted: W

Deleted: VZEAST201003
Deleted: 09
Deleted: 09
Deleted: 17

Appendix I

Reserved For Future Use

VZEAST201103-NY201012Version 18.0

- Deleted: VZEAST201003
- Deleted: 09
- Deleted: 09
- Deleted: 17

Appendix J

Reserved For Future Use

VZEAST201103-NY201012Version 18.0

- Deleted: VZEAST201003
- Deleted: 09
- Deleted: 09
- Deleted: 17

Appendix K

Statistical Methodology

VZEAST201103-NY201012Version 18.0

Deleted: VZEAST201003
Deleted: 09
Deleted: 09
Deleted: 17

Appendix K Statistical Metric Evaluation Procedures

Carrier to Carrier Statistical Metric Evaluation Procedures

Statistical evaluation is used here as a tool to assess whether the Incumbent Local Exchange Company's (ILEC) wholesale service performance to the Competitive Local Exchange Companies (CLECs) is at least equal in quality to the service performance that the ILEC provides to itself (i.e., parity). Carrier-to-Carrier (C2C) measurements having a parity standard are metrics where both the CLEC and ILEC performance are reported.²

A. Statistical Framework

The statistical tests of the null hypothesis of parity against the alternative hypothesis of non-parity defined in these guidelines use ILEC and CLEC observational data. The ILEC and CLEC observations for each month are treated as random samples drawn from operational processes that run over multiple months. The null hypothesis is that the CLEC mean performance is at least equal to or better than the ILEC mean performance.

Statistical tests should be performed under the following conditions.

- 1) The data must be reasonably free of measurement/reporting error.
- 2) The ILEC to CLEC comparisons should be reasonably like to like.
- 3) The minimum sample size requirement for statistical testing is met. (Section B)
- 4) The observations are independent. (Section D)

These conditions are presumed to be met until contrary evidence indicates otherwise.

To the extent that the data and/or operational analysis indicate that additional analysis is warranted, a metric may be taken to the Carrier Working Group for investigation.

² Section 251(c)(2)(C) of the Telecommunications Act of 1996 states that facilities should be provided to CLECs on a basis "that is at least equal in quality to that provided by the local exchange carrier to itself." Paragraph 3 of Appendix B of FCC Opinion 99-404 states, "Statistical tests can be used as a tool in determining whether a difference in the measured values of two metrics means that the metrics probably measure two different processes, or instead that the two measurements are likely to have been produced by the same process."

Deleted: VZEAST201003
Deleted: 09
Deleted: 09
Deleted: 17

B. Sample Size Requirements

The assumptions that underlie the C2C Guidelines statistical models include the requirement that the two groups of data are comparable. With larger sample sizes, differences in characteristics associated with individual customers are more likely to average out. With smaller sample sizes, the characteristics of the sample may not reasonably represent those of the population. Meaningful statistical analysis may be performed and confident conclusions may be drawn, if the sample size is sufficiently large to minimize the violations of the assumptions underlying the statistical model.

The following sample size requirements, based upon both statistical considerations and also some practical judgment, indicate the minimum sample sizes above which parity metric test results (for both counted and measured variables) may permit reasonable statistical conclusions.

The statistical tests defined in these guidelines are valid under the following conditions:

- If there are only 6 of one group (ILEC or CLEC), the other must be at least 30.*
- If there are only 7 of one, the other must be at least 18.*
- If there are only 8 of one, the other must be at least 14.*
- If there are only 9 of one, the other must be at least 12.*
- Any sample of at least 10 of one and at least 10 of the other is to be used for statistical evaluation.*

When a parity metric comparison does not meet the above sample size criteria, it may be taken to the Carrier Working Group for alternative evaluation. In such instances, a statistical score (Z score equivalent) will not be reported, but rather an "SS" (for Small Sample) will be recorded in the statistical score column; however, the means (or proportions), number of observations and standard deviations (for means only) will be reported.

C. Statistical Testing Procedures

Parity metric measurements that meet the sample size criteria in Section B will be evaluated according to the one-tailed permutation test procedure defined below.

Combine the ILEC and CLEC observations into one group, where the total number of observations is $n_{ilec} + n_{clec}$. Take a sufficiently large number of random samples of size n_{clec} (e.g., 500,000). Record the mean of each re-sample of size n_{clec} . Sort the re-sampled means from best to worst (left to right) and compare where on the distribution of re-sampled means the original CLEC mean is located. If 5% or less of the means lie to the right of the reported CLEC mean, then reject the null hypothesis that the original CLEC sample and the original ILEC sample came from the same population.

If the null hypothesis is correct, a permutation test yields a probability value (*p value*) representing the probability that the difference (or larger) in the ILEC and CLEC sample means is due to random variation.

Permutation test *p values* are transformed into "Z score equivalents." These "Z score equivalents" refer to the standard normal Z score that has the same probability as the p-values from the permutation test. Specifically, this statistical score equivalent refers to the inverse of the standard normal cumulative distribution associated with the probability of seeing the reported CLEC mean, or worse, in the distribution of re-sampled permutation test means. A Z score of less than or equal to -1.645 occurs at most 5% of the time under the null hypothesis that the

Deleted: VZEAST201003

Deleted: 09

Deleted: 09

Deleted: 17

CLEC mean is at least equal to or better than the ILEC mean. A Z score greater than -1.645 (p-value greater than 5%) supports the belief that the CLEC mean is at least equal to or better than the ILEC mean. For reporting purposes, Z score equivalents equal to or greater than 5.0000 are displayed on monthly reports as 5.0000. Similarly, values for a Z statistics equal to or less than -5.0000 are displayed as -5.0000 .

Alternative computational procedures (i.e., computationally more efficient procedures) may be used to perform measured and counted variable permutation tests so long as those procedures produce the same p-values as would be obtained by the permutation test procedure described above. The results should not vary at or before the fourth decimal place to the Z score equivalent associated with the result generated from the exact permutation test. (i.e., the test based upon the exact number of combinations of n_{clec} from the combined $n_{ilec} + n_{clec}$).

Measured Variables (i.e., metrics of intervals, such as mean time to repair or average delay days):

The following permutation test procedure is applied to measured variable metrics:

1. Compute and store the mean for the original CLEC data set.
2. Combine the ILEC and CLEC data to form one data set.
3. Draw a random sample without replacement of size n_{clec} (sample size of original CLEC data) from the combined data set.
 - a) Compute the test statistic (re-sampled CLEC mean).
 - b) Store the new value of test statistic for comparison with the value obtained from the original observations.
 - c) Recombine the data set.
4. Repeat Step 3 enough times such that if the test were re-run many times the results would not vary at or before the fourth decimal place of the reported Z score equivalent (e.g., draw 500,000 re-samples per Step 3).
5. Sort the CLEC means created and stored in Step 3 and Step 4 in ascending order (CLEC means from best to worst).
6. Determine where the original CLEC sample mean is located relative to the collection of re-sampled CLEC sample means. Specifically, compute the percentile of the original CLEC sample mean.
7. Reject the null hypothesis if the percentile of the test statistic (original CLEC mean) for the observations is less than .05 (5%). That is, if 95% or more of the re-sampled CLEC means are better than the original CLEC sample mean, then reject the null hypothesis that the CLEC mean is at least equal to or better than the ILEC mean. Otherwise, the data support the belief that the CLEC mean is at least equal to or better than the ILEC mean.
8. Generate the C2C Report "Z Score Equivalent," known in this document as the standard normal Z score that has the same percentile as the test statistic.

Deleted: VZEAST201003

Deleted: 09

Deleted: 09

Deleted: 17

Counted Variables (i.e., metrics of proportions, such as percent measures):

A hypergeometric distribution based procedure (a.k.a., Fisher's Exact test)³ is an appropriate method to evaluate performance for counted metrics where performance is measured in terms of success and failure. Using sample data, the hypergeometric distribution estimates the probability (*p value*) of seeing at least the number of failures found in the CLEC sample. In turn, this probability is converted to a Z score equivalent using the inverse of the standard normal cumulative distribution.

The hypergeometric distribution is as follows:

$$p \text{ value} = 1 - \left\{ \sum_{i=\max(0, \{n_{ilec} p_{ilec} + n_{clec} p_{clec}\} - \{n_{clec} - (n_{ilec} + n_{clec})\})}^{n_{clec} p_{clec} - 1} \frac{\binom{n_{clec} p_{clec} + n_{ilec} p_{ilec}}{i} \binom{n_{clec} + n_{ilec} - [n_{clec} p_{clec} + n_{ilec} p_{ilec}]}{n_{clec} - i}}{\binom{n_{clec} + n_{ilec}}{n_{clec}}} \right\}$$

Where:

p value = the probability that the difference in the ILEC and CLEC sample proportions could have arisen from random variation, assuming the null hypothesis

n_{clec} and *n_{ilec}* = the CLEC and ILEC sample sizes (i.e., number of failures + number of successes)

p_{clec} and *p_{ilec}* = the proportions of CLEC and ILEC failed performance, for percentages 10% translates to a 0.10 proportion = number of failures / (number of failures + number of successes)

Either of the following two equations can be used to implement a hypergeometric distribution-based procedure:

The probability of observing exactly *f_{clec}* failures is given by:

$$\Pr(i = f_{clec}) = \frac{\binom{f_{clec} + f_{ilec}}{f_{clec}} \binom{(n_{clec} + n_{ilec}) - (f_{clec} + f_{ilec})}{n_{clec} - f_{clec}}}{\binom{(n_{clec} + n_{ilec})}{n_{clec}}}$$

Where:

f_{clec} = CLEC failures in the chosen sample = *n_{clec} p_{clec}*

f_{ilec} = ILEC failures in the chosen sample = *n_{ilec} p_{ilec}*

n_{clec} = size of the CLEC sample

n_{ilec} = size of the ILEC sample

³ This procedure produces the same results as a permutation test of the equality of the means for the ILEC and CLEC distributions of 1s and 0s, where successes are recorded as 0s and failures as 1s.

Deleted: VZEAST201003
 Deleted: 09
 Deleted: 09
 Deleted: 17

Alternatively, the probability of observing **exactly** f_{clec} failures is given by:

$$\Pr(i = f_{clec}) = \frac{n_{clec}! n_{ilec}! f_{total}! s_{total}!}{(n_{clec} + n_{ilec})! f_{clec}! (n_{clec} - f_{clec})! (f_{total} - f_{clec})! (n_{ilec} - f_{total} + f_{clec})!}$$

Where:

- S_{clec} = the number of CLEC successes = $n_{clec} (1 - p_{clec})$
- S_{ilec} = the number of ILEC successes = $n_{ilec} (1 - p_{ilec})$
- $f_{total} \equiv f_{clec} + f_{ilec}$
- $S_{total} \equiv S_{clec} + S_{ilec}$

The probability of observing f_{clec} or more failures [$Pr(i \geq f_{clec})$] is calculated according to the following steps:

1. Calculate the probability of observing exactly f_{clec} using either of the equations above.
2. Calculate the probability of observing all more extreme frequencies than $i = f_{clec}$, conditional on the
 - a. total number of successes (S_{total}),
 - b. total number of failures (f_{total}),
 - c. total number of CLEC observations (n_{clec}), and the
 - d. total number of ILEC observations (n_{ilec}) remaining fixed.
3. Sum up all of the probabilities for $Pr(i \geq f_{clec})$.
4. If that value is less than or equal to 0.05, then the null hypothesis is rejected.

D. Root Cause/Exceptions

Root Cause: If the permutation test shows an "out-of-parity" condition, the ILEC may perform a root cause analysis to determine cause. Alternatively, the ILEC may be required by the Carrier Working Group to perform a root cause analysis. If the cause is the result of "clustering" within the data, the ILEC will provide such documentation.

Clustering Exceptions: Due to the definitional nature of the variables used in the performance measures, some comparisons may not meet the requirements for statistical testing. Individual data points may not be independent. The primary example of such non-independence is a cable failure. If a particular CLEC has fewer than 30 troubles and all are within the same cable failure with long duration, the performance will appear out of parity. However, for all troubles, including the ILEC's troubles, within that individual event, the trouble duration is identical.

Another example of clustering is if a CLEC has a small number of orders in a single location with a facility problem. If this facility problem exists for all customers served by that cable and is longer than the average facility problem, the orders are not independent and clustering occurs.

Finally, if root cause shows that the difference in performance is the result of CLEC behavior, the ILEC will identify such behavior and work with the respective CLEC on corrective action.

Deleted: VZEAST201003
 Deleted: 09
 Deleted: 09
 Deleted: 17

Another assumption underlying the statistical models used here is the assumption that the data are independent. In some instances, events included in the performance measures of provisioning and maintenance of telecommunication services are not independent. The lack of independence contributes to "clustering" of data. Clustering occurs when individual items (orders, troubles, etc.) are clustered together as one single event. This being the case, the ILEC will have the right to file an exception to the performance scores in the Performance Assurance Plan if the following events occur:

- a. Event-Driven Clustering - Cable Failure: If a significant proportion of a CLEC's troubles are in a single cable failure, the ILEC will provide data demonstrating that all troubles within that failure, including the ILEC troubles, were resolved in an equivalent manner. Then, the ILEC also will provide the repair performance data with that cable failure performance excluded from the overall performance for both the CLEC and the ILEC and the remaining troubles will be compared according to normal statistical methodologies.

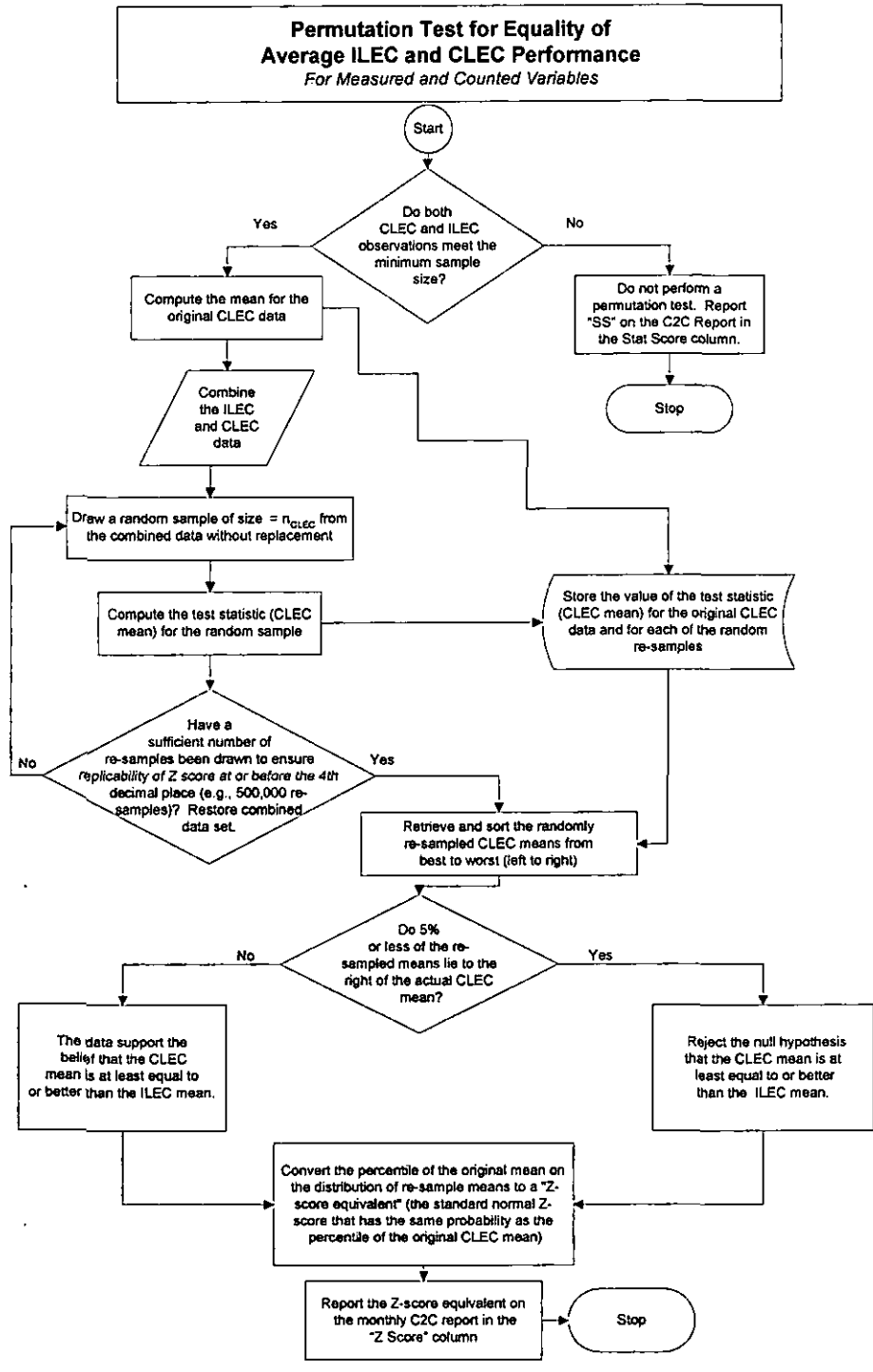
Deleted: VZEAST201003
Deleted: 09
Deleted: 09
Deleted: 17

- b. **Location-Driven Clustering - Facility Problems:** If a significant proportion of a CLEC's missed installation orders and resulting delay days were due to an individual location with a significant facility problem, the ILEC will provide the data demonstrating that the orders were "clustered" in a single facility shortfall. Then, the ILEC will provide the provisioning performance with that data excluded from the overall performance for both the CLEC and the ILEC and the remaining troubles will be compared according to normal statistical methodologies. Additional location-driven clustering may be demonstrated by disaggregating performance into smaller geographic areas.
- c. **Time-Driven Clustering - Single Day Events:** If a significant proportion of CLEC activity, provisioning, or maintenance occurs on a single day within a month, and that day represents an unusual amount of activity in a single day, the ILEC will provide the data demonstrating the activity is on that day. The ILEC will compare that single day's performance for the CLEC to the ILEC's own performance. Then, the ILEC will provide data with that day excluded from overall performance to demonstrate "parity."

CLEC Actions: If performance for any measure is impacted by unusual CLEC behavior, the ILEC will bring such behavior to the attention of the CLEC to attempt resolution. Examples of CLEC behavior impacting performance results include order quality, causing excessive missed appointments; incorrect dispatch identification, resulting in excessive multiple dispatch and repeat reports, inappropriate X coding on orders, where extended due dates are desired; and delays in rescheduling appointments, when the ILEC has missed an appointment. If such action negatively impacts performance, the ILEC will provide appropriate detailed documentation of the events and communication to the individual CLEC and the Commission.

Documentation: The ILEC will provide all necessary detailed documentation to support its claim that an exception is warranted, ensuring protection of customer proprietary information, to the CLEC(s) and Commission. ILEC and CLEC performance details include information on individual trouble reports or orders. For cable failures, the ILEC will provide appropriate documentation detailing all other troubles associated with that cable failure.

Deleted: VZEAST201003
Deleted: 09
Deleted: 09
Deleted: 17



Deleted: VZEAST201003
 Deleted: 09
 Deleted: 09
 Deleted: 17

VZEAST201103-NY201012Version 18.0

- Deleted: VZEAST201003
- Deleted: 09
- Deleted: 09
- Deleted: 17

Appendix L

Example of C2C Performance Reports in ASCII Format

VZEAST201103-NY201012Version_18.0

78

Deleted: VZEAST201003
Deleted: 09
Deleted: 09
Deleted: 17

Field Name	Type	Description	Example
STATE	ALPHA	The state for which performance is being reported	NY
METRIC_MONTH	DATE	The month for which performance is being reported in MM/DD/YYYY format (DD is first day of reported month).	4/1/2004
CLEC_ID	ALPHANUMERIC	The identifier associated with a CLEC (AGGR for Aggregate reporting).	AGGR
METRIC_ID	ALPHANUMERIC	The metric ID for each reported measure in NN-RR-CC-TTTT format where: NN is the domain (Pre-Ordering, Ordering, etc.) RR is the metric number (1, 2, etc.) CC is the sub-metric number (01, 02, etc.) TTTT is the product code (2100, etc.)	PO-1-01-6020
GEOGRAPHY	ALPHA	The geography associated with the reporting ('Entire State' for state-level reporting.)	Entire State
METRIC_DESC	ALPHANUMERIC	The description associated with the performance measure.	Average Response Time - Customer Service Record (CSR)
PRODUCT_DESC	ALPHA	The description associated with the metric product code	EDI
STANDARD	ALPHANUMERIC	The performance standard for the sub-metric	Parity plus <= 4 Seconds
VZ_PERF	NUMERIC	The Verizon performance	
CLEC_PERF	NUMERIC	The CLEC performance	
VZ_DEN	NUMERIC	The Verizon denominator	
CLEC_DEN	NUMERIC	The CLEC denominator	
VZ_NUM	NUMERIC	The Verizon numerator	
CLEC_NUM	NUMERIC	The CLEC numerator	
DIFFERENCE	NUMERIC	The difference between Verizon and CLEC performance	
STANDARD_DEV	NUMERIC	The standard deviation	
Z_SCORE	NUMERIC	The Z-Score calculation	

Deleted: VZEAST201003

Deleted: 09

Deleted: 09

Deleted: 17

Appendix M

Order Accuracy Details

VZEAST201103-NY201012Version_18.0

80

Deleted: VZEAST201003
Deleted: 09
Deleted: 09
Deleted: 17

Order Accuracy Details:

In the order processing area two issues of concern are: (1) whether appropriate information is being recorded on the Order Confirmation ("LSRC") that Verizon is sending CLECs; and (2) whether the Verizon order correctly reflects what is included on the Local Service Request. Verizon will separately measure performance for order confirmation and order accuracy.

LSRC Accuracy:

Long Term Solution: (NY, CT, MA, RI, PA, DE, NJ, MD, DC, VA)

Deleted: , WV

Upon implementation of the "Request Manager" (formerly known as LSRM in the South states), Verizon will have an automated capability to measure % LSRCs re-sent due to error.

Order Accuracy

Permanent Solution:

Order accuracy performance will be completed whereby 20 completed Service Orders are selected each day using a random number generator within Request Manager. Verizon will compare the Service Order to the last version of the associated LSR (LSRC for the due date field). The complexity of each order type precludes a complete list on a field-by-field basis for inclusion in this filing. However the specific fields to be addressed include:

- RSID or AECN
- PON Number
- Telephone Number (if applicable, required for resold POTS and LNP/INP)
- Circuit ID (if applicable, required for specials and loops)
- Directory Listing Information (if included)
- Features (for Resale and Switching orders)
- Due Date

Includes all fields on service order that impact service. For example "optional fields" such as call forwarding to telephone number would be included as a "feature" field and be subject to review.

VZEAST201103-NY201012Version 18.0

Deleted: VZEAST201003

Deleted: 09

Deleted: 09

Deleted: 17

Order Accuracy – Directory Listing*

The following fields on the Directory Listing Form of the LSR (LSOG4 or greater) (if populated) need to be compared to SOP: Else - the CSR of the former retail customer needs to be compared to SOP.

<u>Field</u>	<u>Name</u>	<u>Definition</u>
10	LACT	Listing Activity (new, z, change)
11	ALI	Alpha Numeric Listing Identifier Code (optional - change or delete activity) resale additional listings, UNE primary and additional listings
12	RTY	Record Type (main, addl, foreign listing)
13	LTY	Listing Type (listed, non listed)
39	LTN	Listed Telephone Number
45	LNLN	Listed Name, Last Name
46	LNFN	Listed Name, First Name
56	ADI	Address Indicator (O to omit address)
59	LASF	Listed Address House Number Suffix
60	LASD	Listed Address Street Directional
61	LASN	Listed Address Street Name
62	LATH	Listed Address Thorofare (St., Rd., Ave.)
63	LASS	Listed Address Street Suffix (Main St. West)
65	LALOC	Listed Address Locality
94	YPH	Yellow Page Heading

*Applicable to Verizon East states that report OR-6-04

Deleted: VZEAST201003
 Deleted: 09
 Deleted: 09
 Deleted: 17

Appendix N

Verizon Wholesale Change Control Notification Process

VZEAST201103-NY201012Version 18.0

Deleted: VZEAST201003
Deleted: 09
Deleted: 09
Deleted: 17

Verizon issues wholesale metrics change controls to update program algorithms used to produce metric results. Verizon distributes a notification file to CLECs on a weekly basis that details the metrics change controls worked during the week. The notification file contains the following information:

- Time period covered in the notice
- Change Control Number
- Notification Number
- Title of the change
- Status of the Change
- Change Type
- Sub-Type
- First Data Month in Production
- Scheduled Filing Date
- Data Months Affected
- Business Reason
- Additional Notes
- Domain Impacted
- Report Type
- Metric Impacted
- Product Codes
- States affected.

Types of Distribution Lists

Notifications are sent to CLECs via the following two types of distribution lists:

State specific: This list contains a list of parties who have requested to receive wholesale metric change control notifications for specific East states. For example, a CCR that impacts the state of New York will utilize a NY distribution list. Any CLEC who does business in New York and has requested to receive metrics change control notifications will be on this distribution list.

CLEC Specific: This list contains a CLEC specific email addresses. This list is utilized for wholesale metric change controls that are CLEC specific. For example, Special Project PON CCRs are specific to one CLEC resulting in a metrics change control notification to the specific CLEC involved in the project.

Maintenance of CLEC distribution lists

CLECs are responsible to notify Verizon when the CLEC needs distribution list updates. CLECs requests for updates or additions to a state or CLEC specific list must be sent via email to the following Verizon email address:

`vz.ccr.notification.request@core.verizon.com`

Verizon will monitor the email database and will make updates once a week. CLECs will be notified of updates via a response to the email.

Deleted: VZEAST201003
Deleted: 09
Deleted: 09
Deleted: 17

Appendix O

Test Deck- Weighted Transaction Matrix

~~VZEAST201103-NY2010,12Version,18.0~~

- Deleted: VZEAST201003
- Deleted: 09
- Deleted: 09
- Deleted: 17

MDV, (eTRAK) Quality Baseline Validation Test Deck- LSOG 9

Deleted: W

PRE-ORDER 25% of total weights 24 scenarios						ORDER 75% of total weights 50 scenarios			TOTAL 100% 74 scenarios				
40% of preorder 10% of total 5 scenarios		12% of preorder 3% of total 1 scenario		12% of preorder 3% of total 5 scenarios		12% of preorder 3% of total 3 scenarios		12% of preorder 3% of total 5 scenarios		RESALE 20% of orders 15% of total 18 scenarios	UNE 40% of orders 30% of total 17 scenarios	PLATFORM 40% of orders 30% of total 15 scenarios	SYSTEMS L = Legacy C = CORBA
Customer Service Record	Due Date Availability	Address Validation		Product & Service Availability/Directory Listings/Service Analyzer		TN Availability Ord Reservation		Facility Availability (Loop Qualification)/ Loop Make-Up		Scenarios	Scenarios	Scenarios	
16C 2.00%	4 3.00%	6C 0.60%	5 0.60%	1 1.00%	14 0.60%	1 0.83%	30 1.76%	18 2.00%					
16L 2.00%		6L 0.60%	10 0.60%	2 1.00%	15L 0.60%	2 0.83%	31 1.76%	19 2.00%					
17 2.00%		7 0.60%	11 0.60%	3 1.00%	15C 0.60%	3 0.83%	32 1.76%	20 2.00%					
18 2.00%		8 0.60%	12 0.60%		20C 0.60%	4 0.83%	32S 1.76%	21 2.00%					
19 2.00%		9 0.60%	13 0.60%		20L 0.60%	5 0.83%	32J 1.76%	22 2.00%					
						6 0.83%	33 1.76%	23 2.00%					
						7 0.83%	34 1.76%	24 2.00%					
						8 0.83%	35 1.76%	25 2.00%					
						8S 0.83%	35S 1.76%	26 2.00%					
						9 0.83%	36 1.76%	27 2.00%					
						10 0.83%	*37 0.00%	27S 2.00%					
						11 0.83%	38 1.76%	28 2.00%					
						12 0.83%	40 1.76%	29 2.00%					
						13 0.83%	41 1.76%	39 2.00%					
						14 0.83%	43 1.76%	42 2.00%					
						15 0.83%	44 1.76%						
						16 0.83%	45 1.76%						
						17 0.83%	46 1.76%						
10.00%	3.00%	3.00%	3.00%	3.00%	3.00%	15.00%	30.00%	30.00%	100.00%				

*****Order UNE Scenario 37 serves as a placeholder for a future scenario

- Deleted: VZEAST201003
- Deleted: 09
- Deleted: 09
- Deleted: 17

Pennsylvania/Delaware/New Jersey Quality Baseline Validation Test Deck- LSOG 9

PRE-ORDER 25% of total weights 26 scenarios						ORDER 75% of total weights 50 scenarios			TOTAL 100% 76 scenarios
						RESALE	UNE	PLATFORM	SYSTEMS
40% of preorder 10% of total 5 scenarios	12% of preorder 3% of total 1 scenario	12% of preorder 3% of total 5 scenarios	12% of preorder 3% of total 7 scenarios	12% of preorder 3% of total 3 scenarios	12% of preorder 3% of total 5 scenarios	20% of orders 15% of total 18 scenarios	40% of orders 30% of total 17 scenarios	40% of orders 30% of total 15 scenarios	L = Legacy C = CORBA
Customer Service Record	Due Date Availability	Address Validation	Product & Service Availability/Directory Listings/Service Analyzer	TN Availability Ord Reservation	Facility Availability (Loop Qualification)/ Loop Make-Up	Scenarios	Scenarios	Scenarios	
16C 2.00%	4 3.00%	6C 0.60%	5 0.43%	1 1.00%	14 0.60%	1 0.83%	30 1.76%	18 2.00%	
16L 2.00%		6L 0.60%	10 0.43%	2 1.00%	15C 0.60%	2 0.83%	31 1.76%	19 2.00%	
20 2.00%		7 0.60%	11 0.43%	3 1.00%	15L 0.60%	3 0.83%	32 1.76%	20 2.00%	
21 2.00%		8 0.60%	12 0.43%		20C 0.60%	4 0.83%	32S 1.76%	21 2.00%	
22 2.00%		9 0.60%	13 0.43%		20L 0.60%	5 0.83%	32J 1.76%	22 2.00%	
			21C 0.43%			6 0.83%	33 1.76%	23 2.00%	
			21L 0.43%			7 0.83%	34 1.76%	24 2.00%	
						8 0.83%	35 1.76%	25 2.00%	
						9 0.83%	35S 1.76%	26 2.00%	
						9S 0.83%	36 1.76%	27 2.00%	
						10 0.83%	*37 0.00%	27S 2.00%	
						11 0.83%	38 1.76%	28 2.00%	
						12 0.83%	40 1.76%	29 2.00%	
						13 0.83%	41 1.76%	39 2.00%	
						14 0.83%	43 1.76%	42 2.00%	
						15 0.83%	44 1.76%		
						16 0.83%	45 1.76%		
						17 0.83%	46 1.76%		
10.00%	3.00%	3.00%	3.00%	3.00%	3.00%	15.00%	30.00%	30.00%	100.00%

*****Order UNE Scenario 37 serves as a placeholder for a future scenario

Deleted: VZEAST201003
 Deleted: 09
 Deleted: 09
 Deleted: 17

Northeast Regional Quality Baseline Validation Test Deck- LSOG 9

PRE-ORDER 25% of total weights 24 scenarios						ORDER 75% of total weights 50 scenarios			TOTAL 100% 74 scenarios																																																																					
40% of preorder 10% of total 6 scenarios		12% of preorder 3% of total 1 scenario		12% of preorder 3% of total 5 scenarios		12% of preorder 3% of total 7 scenarios		12% of preorder 3% of total 3 scenarios		12% of preorder 3% of total 5 scenarios		RESALE 20% of orders 15% of total 18 scenarios	UNE 40% of orders 30% of total 17 scenarios	PLATFORM 40% of orders 30% of total 15 scenarios	SYSTEMS L = Legacy C = CORBA																																																															
Customer Service Record		Due Date Availability		Address Validation		Product & Service Availability/Directory Listings/Service Analyzer		TN Availability Ord Reservation		Facility Availability (Loop Qualification)/ Loop Make-Up		Scenarios	Scenarios	Scenarios																																																																
16C 1.67%	16L 1.67%	17 1.67%	18 1.67%	19 1.67%	22 1.67%	4 3.00%	6C 0.60%	6L 0.60%	7 0.60%	8 0.60%	9 0.60%	5 0.43%	10 0.43%	11 0.43%	12 0.43%	14 0.43%	21C 0.43%	21L 0.43%	1 1.00%	2 1.00%	3 1.00%	14 0.60%	15L 0.60%	15C 0.60%	20C 0.60%	20L 0.60%	1 0.83%	2 0.83%	3 0.83%	4 0.83%	5 0.83%	6 0.83%	7 0.83%	8 0.83%	8S 0.83%	9 0.83%	10 0.83%	11 0.83%	12 0.83%	13 0.83%	14 0.83%	15 0.83%	16 0.83%	17 0.83%	30 1.76%	31 1.76%	32 1.76%	32S 1.76%	32J 1.76%	33 1.76%	34 1.76%	35 1.76%	35S 1.76%	36 1.76%	*37 0.00%	38 1.76%	40 1.76%	41 1.76%	43 1.76%	44 1.76%	45 1.76%	46 1.76%	18 2.00%	19 2.00%	20 2.00%	21 2.00%	22 2.00%	23 2.00%	24 2.00%	25 2.00%	26 2.00%	27 2.00%	27S 2.00%	28 2.00%	29 2.00%	39 2.00%	42 2.00%	
10.00%		3.00%		3.00%		3.00%		3.00%		3.00%		15.00%	30.00%	30.00%	100.00%																																																															

*****Order UNE Scenario 37 serves as a placeholder for a future scenario

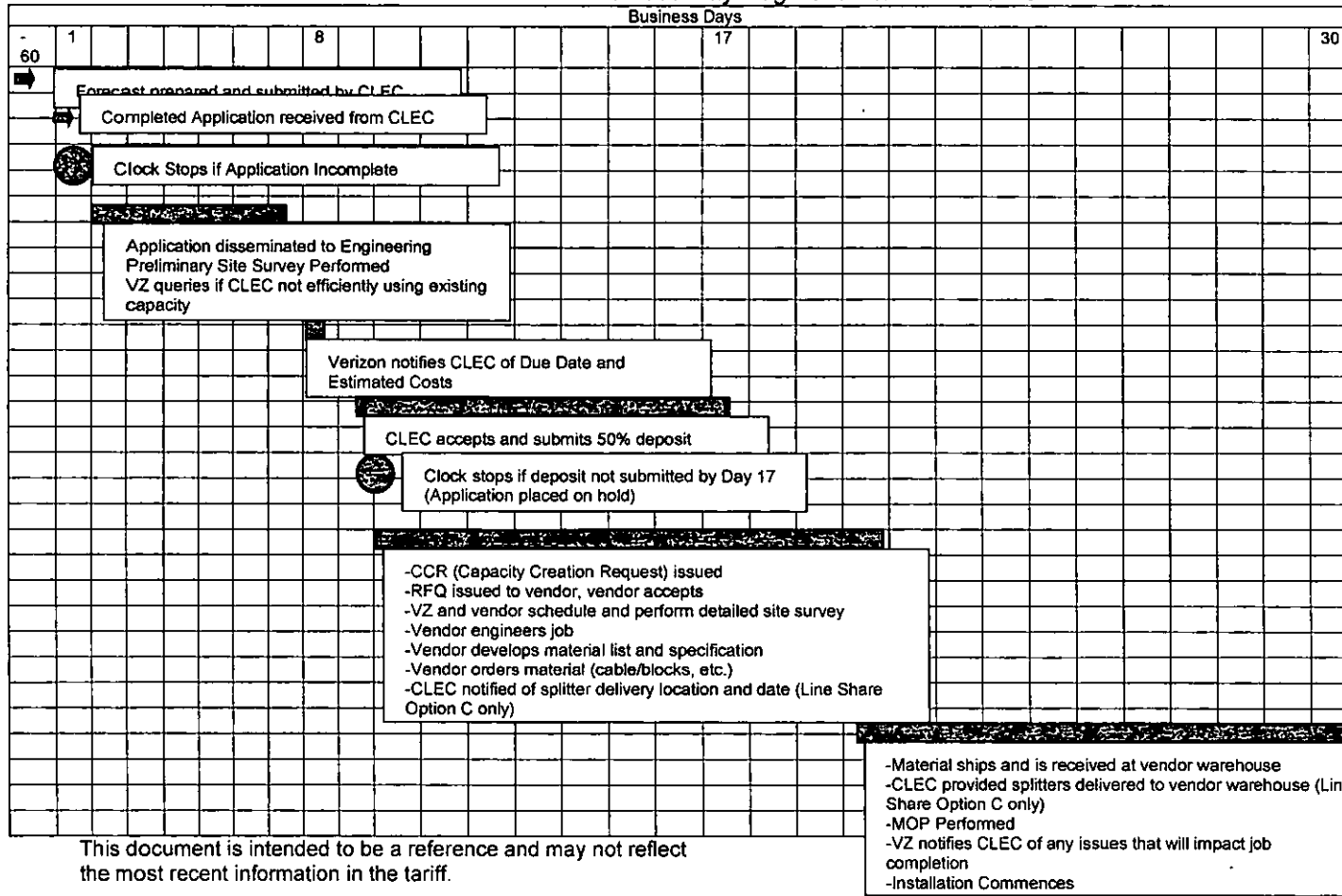
- Deleted: VZEAST201003
- Deleted: 09
- Deleted: 09
- Deleted: 17

Appendix P

Collocation 45 Day Augment Milestone Chart

- Deleted: VZEAST201003
- Deleted: 09
- Deleted: 09
- Deleted: 17

Collocation Interval Timeline November 2004
45/76 Business Day Augment Interval Timeline



This document is intended to be a reference and may not reflect the most recent information in the tariff.

- Deleted: VZEAST201003
- Deleted: 09
- Deleted: 09
- Deleted: 17

VZEAST201103-NY201012

Clock stops if material or splitters not received

Collocation Interval Timeline November 2004
Interval Timeline cont.

																			45/76
Vendor installs splitters and cabling																			
Vendor completes installation																			
																EOJ Walk-thru			
																Quality Audit			
																Update Inventory			
																CFA to CLEC			

Guidelines for Deployment of 45 Business Day Augment Interval

- Verizon reserves the right to negotiate longer intervals if the CLEC is not efficiently using existing terminations or facilities and cannot demonstrate an immediate need for a 45 business day augment interval.
- CLEC must install sufficient equipment to support requested terminations/facilities
- CFA will be delivered at completion of augment
- In large central offices with complex cable runs (i.e.:multiple floors) VZ may request to negotiate extensions to the 45 business day interval
- CLEC may elect to pay expedite charges for material delivery (i.e.:cable) to insure interval is met

This document is intended to be a reference and may not reflect the most recent information in the tariff.

Deleted: VZEAST201003
Deleted: 09
Deleted: 09
Deleted: 17

Maryland Appendix Q

Changes to the Carrier-to-Carrier Guidelines Performance Standards and Reports

- Deleted: VZEAST201003
- Deleted: 09
- Deleted: 09
- Deleted: 17

VZEAST201103-NY201012Version 18.0

Consensus Decision⁴ and Nonconsensus Decision⁵

1. Verizon Maryland shall file with the Commission the New York consensus and/or nonconsensus metric change(s) and proposed implementation interval(s), including an explanation of time required to implement, and description of the changes made to adapt to Maryland systems. Such filings shall be within 30 calendar days of submission date of the compliance filing in New York⁶ and shall be made in accordance with the Commission's Rules and Procedures.
2. With each such filing, Verizon Maryland may submit to the Commission any opposition to adoption of any metric change(s). Verizon Maryland shall set forth its reasons for opposition in any such filing.
3. Verizon Maryland shall make an electronic copy of its filing on the proposed consensus and/or nonconsensus change(s) available to the Maryland Carrier Collaborative ("MCC"), the Office of People's Counsel and the Commission Staff at the time of filing.
4. The Commission Staff, Office of People's Counsel, and interested parties shall have an opportunity to comment and/or request a hearing on the proposed metric change(s) submitted by Verizon Maryland. Such comments are not limited but should address whether the metric change(s) appropriately adapts the New York metric to Maryland; should discuss the proposed implementation interval(s) and should be filed within 20 days of Verizon Maryland's filing. Verizon Maryland and others that did not object to a metric change(s) or proposed implementation interval(s) shall be provided an opportunity to respond if anyone objects to the adoption of the change(s) or implementation intervals within 10 days of the filing of the objection, or 30 days following Verizon Maryland's initial filing.

⁴ A consensus decision is a change to the NY Guidelines that has been agreed to (or not opposed) by the parties in the NY Carrier Working Group and has been approved by the New York Public Service Commission.

⁵ A nonconsensus decision is a change to the NY Guidelines that has been approved by the New York Public Service Commission but not agreed to by all parties in the NY Carrier Working Group.

⁶ The compliance filing in New York is the filing by Verizon New York with the New York Public Service Commission of revisions to the NY Guidelines that contain metric changes that have been approved by the New York Public Service Commission.

Deleted: VZEAST201003
Deleted: 09
Deleted: 09
Deleted: 17

5. If neither the Commission Staff, the Office of People's Counsel, nor any interested party, including Verizon Maryland, has objected to the adoption of a proposed consensus or nonconsensus metric change(s) after the Commission has provided an opportunity for comment, the change should be considered approved forty-five (45) days after submission of the filing, unless otherwise ordered by the Commission.

Other Changes

1. The Maryland Carrier-to-Carrier Collaborative shall remain as a forum for parties to discuss performance standards, metric change(s) and other issues relevant to the Maryland telecommunications industry.
2. The Commission encourages parties to continue participating in the Maryland Collaborative process and to consider the MCC as the most appropriate vehicle for the initial consideration of any proposed Maryland-specific metric change(s).
3. The MCC is encouraged to submit proposed metric change(s) to the New York Carrier Working Group for its consideration. Thereafter, the proposed changes should be presented to the Commission in accordance with the existing Consensus Decision and Nonconsensus Decision process contained in the MD Guidelines.
4. Any party shall be free to oppose, before the Commission, a proposal to which it has not agreed. While no party shall be prevented from proposing metric change(s) to the MD Guidelines in accordance with the Commission's Rules of Practice and Procedure, the Commission would expect that the Maryland Collaborative process would be bypassed only in extreme situations.

Deleted: VZEAST201003
Deleted: 09
Deleted: 09
Deleted: 17

New Jersey Appendix Q

Changes to the Carrier-to-Carrier Guidelines Performance Standards and Reports

VZEAST201103-NY201012Version 18.0

- Deleted: VZEAST201003
- Deleted: 09
- Deleted: 09
- Deleted: 17

CHANGES TO THE NEW JERSEY CARRIER-TO-CARRIER GUIDELINES PERFORMANCE STANDARDS AND REPORTS AND TO THE INCENTIVE PLAN AND REPORTS

Consensus Decision⁷ and Nonconsensus Decision⁸

1. Verizon New Jersey Inc. shall electronically submit to a designee of the Division of Telecommunications Staff of the New Jersey Board of Public Utilities (Board Staff) the New York consensus and nonconsensus metric change(s) and proposed implementation interval(s), including an explanation of the time required to implement, and description of the changes made to adapt to New Jersey systems. In addition, Verizon New Jersey Inc. shall submit to the Board Staff a recommendation for the manner in which the proposed changes shall be reflected in the Incentive Plan (IP). Such submissions shall be made no later than 30 calendar days after the submission date of the compliance filing in New York⁹ and shall be made in accordance with the Board's Rules and Procedures.
2. The Board Staff shall submit an electronic copy of the proposed consensus and nonconsensus change(s) for comment to the New Jersey Carrier Working Group ("CWG"), the Ratepayer Advocate and any interested party within three (3) business days of Verizon New Jersey's electronic submission.
3. Changes to the Guidelines:
 - a) Any interested party, which shall include but not be limited to parties participating in the New Jersey Carrier Working Group ("CWG") and the Ratepayer Advocate, shall have an opportunity to comment and request an examination of the proposed metric change(s) submitted by the Board Staff. Such comments shall be filed with the Board Staff within 20 calendar days of Board Staff's initial submission. All interested parties shall have an opportunity to respond to any such comments or requests. Such response shall be filed within 30 calendar days following Board Staff's initial submission.
 - b) If no interested party has objected to the adoption of a proposed consensus or nonconsensus metric change(s) after the opportunity for comment, the change shall be considered approved forty-five (45) calendar days after the initial submission by Board Staff, unless otherwise determined by the Board of Public Utilities.
 - c) Upon receipt of an objection by the Board Staff, the change proposed will be considered suspended until such time as final resolution on the issue can be reached and all parties are notified of the outcome, whether by formal Board action or through Carrier Working Group negotiations.

⁷ A consensus decision is a change to the NY Guidelines that has been agreed to (or not opposed) by the parties in the NY Carrier Working Group and has been approved by the New York Public Service Commission.

⁸ A nonconsensus decision is a change to the NY Guidelines that has been approved by the New York Public Service Commission but not agreed to by all parties in the NY Carrier Working Group.

⁹ The compliance filing in New York is the filing by Verizon New York with the New York Public Service Commission of revisions to the NY Guidelines that contain metric changes that have been approved by the New York Public Service Commission.

Deleted: VZEAST201003
Deleted: 09
Deleted: 09
Deleted: 17

4. Changes to Appendix A of the Incentive Plan:
- a) All interested parties, which shall include but not be limited to parties participating in the New Jersey Carrier Working Group ("CWG") and the Ratepayer Advocate, shall have an opportunity to comment and request an examination of the proposed IP change(s) submitted by Board Staff. Such comments shall be filed within 20 calendar days of Board Staff's initial submission. Any interested party shall have an opportunity to respond to any such comments or requests. Such response shall be filed within 30 calendar days following Board Staff's initial submission.
 - b) If no interested party has objected to the proposed IP change(s) after the Board Staff has provided an opportunity for comment, the change shall be considered approved forty-five (45) calendar days after the initial submission by Board Staff, unless otherwise determined by the Board of Public Utilities.
 - c) Upon receipt of an objection by the Board Staff, the change proposed will be considered suspended until such time as final resolution on the issue can be reached and all parties are notified of the outcome, whether by formal Board action or through Carrier Working Group negotiations.

Other Changes

- 1. The New Jersey CWG shall remain as a forum for parties to discuss performance standards, metric change(s) and other issues relevant to the New Jersey telecommunications industry.
- 2. The Board encourages parties to continue participating in the New Jersey Collaborative process and to consider the CWG as the most appropriate vehicle for the initial consideration of any proposed New Jersey-specific metric change(s).
- 3. The CWG is encouraged to submit proposed metric change(s) to the New York Carrier Working Group for its consideration. Thereafter, the proposed changes should be presented to the Board in accordance with the existing Consensus Decision and Nonconsensus Decision process contained in the NJ Guidelines.

Deleted: VZEAST201003
Deleted: 09
Deleted: 09
Deleted: 17

Appendix R
New York Carrier Working Group
Statement of Purpose & Guidelines for Participation

VZEAST201103-NY201012Version 18.0

Deleted: VZEAST201003
Deleted: 09
Deleted: 09
Deleted: 17

Reviewing and revising Case 97-C-0139 Carrier-to-Carrier guidelines for performance metrics in the state of New York is primary purpose of this group. Carrier Working Group will address only those issues that pertain to the state of New York or are common to New York and other states.

Party participation in the Carrier Working Group is limited to ILECs, CLECs, Commission staffs, and Consultants sponsored by any of the preceding entities. Active participants are requested to acknowledge their understanding of the Guidelines for Participation by providing their signature at the bottom of this document.

While parties understand that consensus does not mean unanimous approval, the group recognizes that it has historically operated most effectively by modifying resolutions of issues to the maximum extent possible to achieve unanimity and minimizing the number of issues left to the Commission for decision.

General Guidelines:

- Carrier Working Group meetings are public however the call-in number will only be circulated to active participants.
- All participants to a Carrier Working Group conference call must announce themselves.
- Discussions are confidential.
- Discussions conducted via email are also confidential and only to be distributed among active participants.
- All subgroup and committee meetings and discussions are confidential.
- All public documents and discussions of the Carrier Working Group activities shall contain no attribution, i.e., individual carriers' positions will not be disclosed.
- If a party raises an issue that the Carrier Working Group decides is not applicable to New York, the Group will facilitate a separate meeting for those interested parties and the associated State Commission staff.

- While discussions are open to all, a party may participate in the consensus assessment process only if it operates in New York. A party that attends Carrier Working Group meetings for purposes of monitoring only cannot block consensus.
- Verizon will post the Consensus Log, Scope & Schedule List and Meeting Agendas on its website
- Those parties interested in participating or requesting scope and schedule items may do so at Verizon's web site.
- Parties agree to complete assigned action items in a timely manner.

Participant Signature

Deleted: VZEAST201003
Deleted: 09
Deleted: 09
Deleted: 17

Appendix S

Projects Requiring Special Handling

VZEAST201103-NY201012Version 18.0
100

- Deleted: VZEAST201003
- Deleted: 09
- Deleted: 09
- Deleted: 17

Projects Requiring Special Handling

Verizon customers have the opportunity to request special handling for unique or large-volume order activity that requires a particular type of coordination which results in defined deviation from normal business practices and system edits on the part of both the customer and Verizon. This special handling is called a "project"¹⁰ and exists both on the Retail and Wholesale sides of the business. In Retail, a project could be a large POTS to Centrex or PBX conversion that would require coordination between the customer, the Verizon business office, the Verizon downstream provisioning forces (central office and field) and Verizon site support. Negotiated critical dates, times, and customized provisioning and feature packages are part of the effort. In addition to this scenario, examples of Projects requiring special handling for CLECs also include: migrations of many end users to the CLEC's platform acquired simultaneously from either Verizon or another CLEC in a business acquisition such as a bankruptcy (however this process is described in detail in the NY PSC Case 00-C-0188 Order dated December 4, 2001 (<http://www.dps.state.ny.us/fileroom/doc10880.pdf>) and is not part of this appendix); line or feature changes to an entire CLEC customer base (for example, hundreds of thousands of changes to the PIC or LPIC or blocking of certain types of services); high volumes of hot-cuts in the same central office where special handling and communication between the CLEC and Verizon is critical; and large jobs involving a large, sensitive customer such as a hospital or government agency. This special handling/coordination is of great benefit to the customer and ensures timely installation on the negotiated due dates and accurate provisioning of requested services associated with a large request or unusual circumstances. This special handling is also of benefit to Verizon in controlling and managing potentially disrupting workflow.

To serve the CLECs in this area, each Verizon Wholesale National Market Center (NMC) has established a "project group" staffed by representatives and managers. These groups are expert in provisioning these large, complex and sensitive requests. They act as the Single Point of Contact to the CLEC and provide the CLEC a conduit for communications throughout the entire project. The project team works the project LSRs in aggregate, as opposed to random distribution throughout the general NMC representative population. This level of service can provide the CLEC specialized instruction, directions for completing LSRs, up-to-the-minute status, and can eliminate delay and re-work that might normally arise out of a query on an incorrectly filled out LSR. To that end, order information is typically organized and scrubbed to ensure accuracy. This specialized support also facilitates real time correction of facilities issues such as "working pairs" and "no dial tone" situations on a hot-cut.

To the extent that this specialized project support causes Verizon to miss certain metrics, Verizon will exclude the PONS associated with the project from specific ordering and provisioning metrics. For example, a CLEC might elect to transmit all orders for the entire project at once yet, schedule the implementation and resulting due dates at varying later times.

¹⁰ This project description does not apply to those orders that Verizon unilaterally requires a project be established (e.g. routine CLEC to CLEC migrations).

Deleted: VZEAST201003
Deleted: 09
Deleted: 09
Deleted: 17

Upon agreement from both Verizon and the CLEC that the work will be handled as a project the CLEC will transmit either electronically or in writing the following information:

1. A list of PONs to be associated with the project.
2. A unique PON identifier.
3. Start date
4. Approximate completion date
5. A definition of the special handling to be required by the project and the requested deviations from standard business practices due to the project.
6. The state(s) in which the special project PONs will apply.

Verizon will exclude such PONs from specific metrics as shown in Table A. Table B lists measurements that would only be excluded if circumstances warrant. The metrics and the circumstances for exclusion are identified below. Verizon will exclude special project PONs from the results for the month if it receives a letter from the CLEC before the 15th of the month. Otherwise, the exclusion will begin in the next reporting month.

Based on the project specifications, including completion criteria, that Verizon personnel receive (or based on a copy of the CLEC project specifications forwarded by CLEC metrics personnel), Verizon will at the CLECs request alert the CLEC of potential Table B metric issues as early in the project planning as possible.

Verizon will provide the affected CLEC and the Commission staff notification of the exclusions via the metrics change control notification process. The change control notification identifies:

1. A list of the specific project PONs to be excluded from the Table B metrics (on a metric by metric basis) associated with the project along with sufficient data to justify the exclusion
2. The data months for which the exclusions will apply.

Should Verizon and the project requesting CLEC not agree on metrics to be excluded, Verizon will initiate the Wholesale Metrics Change Control and the project will proceed. Verizon and the CLEC will attempt to resolve the metrics issue on a business-to-business basis. Absent agreement, the parties will use the EDR process to resolve the issue.

Deleted: VZEAST201003
Deleted: 09
Deleted: 09
Deleted: 17

Projects requiring special handling will be excluded from the following metrics as appropriate:

TABLE A

<i>Metric #</i>	<i>Metric Name</i>	<i>Circumstances for exclusion</i>
OR-1	Order Confirmation Timeliness	For manually handled orders. Any special handling will require special resources and handling within Verizon's NMC. Orders that flow through will not be excluded from OR-1.
OR-2	Reject Timeliness	For manually handled orders. Any special handling will require special resources and handling within Verizon's NMC. Orders that automatically reject (flow through) will not be excluded from OR-2.
PR-1	Average Interval Offered	Special handling frequently results in longer than standard intervals. Verizon may not be able to exclude these via "X" coding per normal process. A PON specific exclusion may be redundant, but will ensure that the longer interval is excluded.
PR-3	Completed within Specified number of Days	Special handling frequently results in longer than standard intervals

Projects requiring special handling will be excluded from the following metrics if circumstances warrant. This will be determined on a case-by-case basis and/or at the CLEC's request when the project is being negotiated. Verizon will notify the CLEC of the metric exclusion through the Metrics Change Control process.

TABLE B

<i>Metric #</i>	<i>Metric Name</i>	<i>Circumstances for exclusion</i>
OR-4	Timeliness of Completion Notification	If the nature of the project or unique circumstances of the account will cause fall out for Post Completion Discrepancy (PCD), orders will be excluded from relevant metrics. For example, if a CLEC knows that it is providing incorrect address information, and requests that the LSRs not be rejected, the order will fall out for correction as a PCD.
OR-5	Percent Flow Through	An order that would in normal circumstances flow through, but does not because manual handling is required for the special project would be excluded
PR-6	Installation Quality	In situations where testing or cooperative testing can not occur through the normal process

Deleted: VZEAST201003
 Deleted: 09
 Deleted: 09
 Deleted: 17

Appendix T

Provisioning Cooperative Continuity Testing – UNE 2-Wire xDSL Loop

VZEAST201103-NY201012Version 18.0

104

Deleted: VZEAST201003
Deleted: 09
Deleted: 09
Deleted: 17

After completing the installation of a UNE 2-Wire xDSL Loop, the Verizon field technician will contact any CLEC that chooses to perform a cooperative continuity test. The CLEC indicates they elect to participate in cooperative testing by noting the CLEC's toll-free number on the LSR submitted to Verizon. The participating CLEC must provide a toll-free number and have remote test access capabilities.

The Verizon technician will test with the CLEC from the customer's demarcation point. . Once the Loop is accepted by the CLEC, the CLEC must provide a serial number to the Verizon technician. The Verizon technician will wait (i.e., hold) no longer than five (5)-minutes to begin the test.

If the CLEC remote test system is inoperative, or if the Verizon technician cannot complete the test for any reason, Verizon's Provisioning Center will contact the CLEC when the work is completed to provide the demarcation information to the CLEC, and permit the CLEC to perform a one-way test on the Loop to verify it meets service requirements. The CLEC may accept the Loop, or may indicate to the Verizon Provisioning Center that there is a defect. The CLEC shall specify the defect if one is encountered, and Verizon will take corrective action where possible (e.g., Verizon can take corrective action because the 2-Wire xDSL Loop is within the specified technical 2-Wire xDSL Loop parameters).

Deleted: VZEAST201003
Deleted: 09
Deleted: 09
Deleted: 17

Maryland Appendix U

Interconnection Trunks Provided Over Loop Transport Facilities

VZEAST201103-NY201012Version 18.0

106

- Deleted: VZEAST201003
- Deleted: 09
- Deleted: 09
- Deleted: 17

**Exception-Waiver
Interconnection Trunks Provided Over Loop Transport Facilities**

Verizon may file a petition for an exception or waiver in connection with interconnection trunks¹¹ that are provided over loop transport facilities.¹² If Verizon fails to meet a performance standard as a result of its performance in connection with interconnection trunks that are provided over loop transport facilities, Verizon may petition the Commission for an exclusion or adjustment of Verizon's performance results in connection with such interconnection trunks. In the petition, Verizon shall demonstrate why its performance in connection with interconnection trunks that are provided over loop transport facilities should be excluded or adjusted.¹³ CLECs and other interested parties shall be given an opportunity to respond to any Verizon MD petition for an exception or waiver. The Commission will determine which, if any, of the performance results should be excluded or adjusted.

¹¹ As used in this paragraph, "interconnection trunks" include, but are not limited to, "Interconnection Trunks," "Interconnection Trunks (CLEC)," "CLEC Trunks" and "VZ Inbound Augment Trunks."

¹² See, *In the Matter of the Review By the Commission Into Verizon Maryland Inc.'s Compliance with the Conditions of 47 U.S.C. §271(c)*, Case No. 8921, Letter of December 16, 2002, from the Maryland Public Service Commission to William R. Roberts, President, Verizon Maryland Inc., Para. 5, "Entrance Facilities."

¹³ The measurements affected by loop transport interconnection include, but are not limited to, measurements under the following metrics: PR-1, PR-4, PR-6, MR-2, MR-4, MR-5 and NP-1.

Deleted: VZEAST201003
Deleted: 09
Deleted: 09
Deleted: 17

Maryland Exhibit 1

VZEAST201103-NY201012Version 18.0

108

- Deleted: VZEAST201003
- Deleted: 09
- Deleted: 09
- Deleted: 17

ADDITIONAL PROVISIONS

Reporting Date. Performance Measurement Reports will be distributed on the 25th day of the month following the measured month for CLEC Aggregate Reports, and the 27th day of the month following the measured month for CLEC Specific Reports (or, if the 25th or 27th day of the month is a Saturday, Sunday or holiday observed by Verizon, the next Verizon business day).

Deleted: VZEAST201003
Deleted: 09
Deleted: 09
Deleted: 17

VZEAST201103-NY201012Version 18.0

Virginia Exhibit 1

VZEAST201103-NY201012Version 18.0

Deleted: VZEAST201003

Deleted: 09

Deleted: 09

Deleted: 17

ADDITIONAL PROVISIONS

1. **Reporting Date.** Performance Measurement Reports will be distributed on the 27th day of the month following the reporting month for Aggregate CLEC and Aggregate Affiliate Reports, and the 29th day of the month following the reporting month for CLEC Specific Reports (or, if the 27th or 29th day of the month is a Saturday, Sunday or holiday observed by Verizon, the next Verizon business day).

VZEAST201103-NY201012Version 18.0

Deleted: VZEAST201003
Deleted: 09
Deleted: 09
Deleted: 17

Deleted: West Virginia Exhibit 1

Deleted: West Virginia Exhibit 1¶

Page Break

ADDITIONAL PROVISIONS ¶

¶

1. Reporting Date. Performance Measurement Reports will be distributed on the 27th day of the month following the reporting month for Aggregate CLEC and Aggregate Affiliate Reports, and the 29th day of the month following the reporting month for CLEC Specific Reports (or, if the 27th or 29th day of the month is a Saturday, Sunday or holiday observed by Verizon, the next Verizon business day).¶

Deleted: VZEAST201003

Deleted: 09

Deleted: 09

Deleted: 17

New Jersey Exhibit 1

VZEAST201103-NY201012Version 18.0

113

- Deleted: VZEAST201003
- Deleted: 09
- Deleted: 09
- Deleted: 17

1. **Interpretation.** These Carrier-to-Carrier Guidelines (Guidelines) are intended to implement the order of the Board (In The Matter of the Establishment of Permanent Performance Measures and Standards, Docket Nos. TX98010010, TX95120631, TO96070519, TO98010035 and TO98060343 ("Order") (as amended from time-to-time), and other applicable orders of the Board. The Guidelines shall be construed and implemented so as to be consistent with and implement the Order and other applicable orders of the Board.
2. **Changes.** The Board may modify the Guidelines by Order, including, but not limited to, in order to conform the Guidelines to changes in Verizon's systems and processes.
3. **Skewed Data.** As determined by the Board, Verizon shall not be responsible for a failure to meet a performance standard, to the extent such failure was the result of: (a) a Force Majeure event; (b) a statistically invalid measurement; or, (c) Event Driven Clustering, Location Driven Clustering, Time Driven Clustering, or CLEC Actions, as described in Appendix J.

Force Majeure events include the following: (a) events or causes beyond the reasonable control of Verizon; or, (b) unusually severe weather conditions, earthquake, fire, explosion, flood, epidemic, war, revolution, civil disturbances, acts of public enemies, any law, order, regulation, ordinance or requirement of any governmental or legal body, strikes, labor slowdowns, picketing or boycotts, unavailability of equipment, parts or repairs thereof, or any acts of God.

If Verizon claims that it is excused under Exhibit I Section 3 from meeting a performance standard due to a Force Majeure event, Verizon will submit notice to the Board and all affected CLECs within 5 business days of the event. If any interested party wishes to dispute Verizon's claim, it must do so within thirty (30) calendar days after the monthly report is submitted to the Board, that party shall request that the Board institute an appropriate proceeding to resolve the dispute. If it is determined that no Force Majeure event existed, Verizon must pay the remedy with interest associated with the failure to meet the performance standard for that reporting period.

If at the time of the reporting period the specified performance standard was not met, Verizon will pay the appropriate remedy into an interest bearing escrow account. If no party disputes Bell's claim of a Force Majeure event within 30 days of the monthly report, the escrowed funds revert back to Verizon.

Deleted: VZEAST201003
Deleted: 09
Deleted: 09
Deleted: 17

4. Confidentiality.

(a) Verizon Information:

(1) As used in this Section 4(a), the following terms have the meanings stated below:

(A) "Verizon Information:" (1) information contained in the report for Verizon Retail performance; (2) information contained in the report for Verizon Affiliate Aggregate performance; and, (3) any other information about or related to Verizon retail customers or Verizon Affiliates, disclosed to a CLEC in conjunction with the Guidelines.

(B) "Agent:" (1) an employee, agent, contractor or affiliate¹⁴ of a CLEC; and, (2) an employee of an agent, contractor or affiliate of a CLEC.

(2) A CLEC may disclose Verizon Information to other persons only as follows:

(1) to CLEC Agents who need to receive the Verizon Information for a use permitted by this Section 4(a); (2) to the Board, the FCC, a court of competent jurisdiction, other governmental entity of competent jurisdiction, or an arbitrator or mediator, under seal or cover of a protective order or agreements, that reasonably protects the confidentiality and limits the use of the information; (3) as required by applicable law, under government seal or cover of a protective order, that reasonably protects the confidentiality and limits the use of the information; or, (4) as required or permitted by an agreement between Verizon and the CLEC. A CLEC may use Verizon Information only for the following purposes: (1) assessment of Verizon's performance in providing service; (2) assessment of Verizon's performance in complying with these Guidelines; (3) enforcement of the CLEC's rights under the Guidelines, an applicable agreement or tariff, or applicable law; (4) such other uses as may be required by applicable law or permitted by the Board, the FCC, a court of competent jurisdiction, other governmental entity of competent jurisdiction, or an arbitrator or mediator, including, but not limited to, reporting to the Board, the FCC, a court of competent jurisdiction, other governmental entity of competent jurisdiction, or an arbitrator or mediator; and, (5) such other uses as may be required or permitted by an agreement between Verizon and the CLEC. A CLEC's Agents shall be bound by the same restrictions on disclosure and use of Verizon Information as the CLEC is under this Section 4(a) and the CLEC shall require its Agents to comply with these restrictions.

(3) Except as otherwise expressly required by applicable law, in providing performance reports to a CLEC and otherwise performing its obligations under the Guidelines, Verizon shall not be obligated, and may decline, to disclose to a CLEC any individually identifiable information pertaining to a person other than the CLEC, including, but not limited to, any other carrier customer of Verizon or any retail customer of Verizon.

¹⁴ As used in this Section 4(a) definition of Agent, "an affiliate of a CLEC" is a person that (directly or indirectly) controls, is controlled by, or is under common control with, the CLEC.

Deleted: VZEAST201003
Deleted: 09
Deleted: 09
Deleted: 17

(b) CLEC Information

(1) As used in this Section 4(b), the following terms have the meanings stated below:

(A) "CLEC Information:" information disclosed by Verizon to a CLEC in a report for CLEC Specific performance for that CLEC, while such information is in a CLEC individually identifiable form.

(B) "Agent:" (1) an employee, agent, contractor or affiliate¹⁵ of Verizon; and, (2) an employee of an agent, contractor or affiliate of Verizon.

(2) Verizon may disclose CLEC Information to other person only as follows: (1) to Verizon's Agents who need to receive the CLEC Information for a use permitted by this Section 4(b); (2) to the Board, the FCC, a court of competent jurisdiction, other governmental entity of competent jurisdiction, or an arbitrator or mediator, under seal or cover of a protective order or agreement, that reasonably protects the confidentiality and limits the use of the information; (3) as required by applicable law, under government seal or cover of a protective order, that reasonably protects the confidentiality and limits the use of the information; or, (4) as required or permitted by an agreement between Verizon and the CLEC. Verizon may use CLEC Information only for the following purposes: (1) performing its obligations under the Guidelines; (2) assessment of Verizon's performance in providing service; (3) assessment of Verizon's performance in complying with these Guidelines; (4) enforcement of Verizon's rights under the Guidelines, an applicable agreement or tariff, or applicable law; (5) provision of service to CLECs; (6) such other uses as may be required by applicable law or permitted by the Board, the FCC, a court of competent jurisdiction, other governmental entity of competent jurisdiction, or an arbitrator or mediator including, but not limited to, reporting to the Board, the FCC, a court of competent jurisdiction, other governmental entity of competent jurisdiction, or an arbitrator or mediator; and, (7) such other uses as may be required or permitted by an agreement between Verizon and the CLEC. Verizon's Agents shall be bound by the same restrictions on disclosure and use of CLEC Information as Verizon is under this Section 4(b) and Verizon shall require its Agents to comply with these restrictions.

(c) Exceptions

The restrictions on disclosure and use of Verizon Information and CLEC Information stated in Sections 4(a) and 4(b), above shall not apply:

- (1) With regard to Verizon Information, if Verizon makes the Verizon Information publicly available; and,
- (2) With regard to CLEC Information, if the CLEC makes the CLEC Information publicly available.

¹⁵ As used in the Section 4(b) definition of "Agent," an "affiliate of Verizon" is a person that (directly or indirectly) controls, is controlled by, or is under control with, Verizon.

Deleted: VZEAST201003
Deleted: 09
Deleted: 09
Deleted: 17

- (d) This Section 4 is intended to be in addition to and not in derogation of any applicable law protecting the confidentiality of the information of a telecommunications carrier or the customers or users of a telecommunications carrier. This Section 4 shall not be construed as permitting any disclosure or use of information otherwise prohibited by applicable law.
5. **Reporting Date.** Performance Measurement Reports will be distributed on the 25th day of the month following the reporting month (or, if the 25th day of the month is a Saturday, Sunday or holiday observed by Verizon, the next Verizon business day).
 6. **CLEC General Obligations.** CLECs shall comply with all of the obligations imposed upon them by the Guidelines, including, but not limited to, the obligation to provide timely, accurate forecasts for interconnection trunks (both "CLEC to Verizon" and "Verizon to CLEC") and collocation.

Deleted: VZEAST201003
Deleted: 09
Deleted: 09
Deleted: 17

RECEIVED

FEB 22 2011

PA PUBLIC UTILITY COMMISSION
SECRETARY'S BUREAU

EXHIBIT 3

Carrier-to-Carrier Guidelines Performance Standards and Reports

Verizon Reports

**Connecticut
Delaware
District of Columbia
Maryland
Massachusetts
New Jersey
New York
Pennsylvania¹
Rhode Island
Virginia**

¹ Not Applicable to former GTE Territory

GENERAL EXCLUSIONS	10
RETAIL ANALOG COMPARE TABLE	12
PRODUCT CODE INFORMATION	14
PO-1 RESPONSE TIME OSS PRE-ORDERING INTERFACE.....	19
PO-1-01 AVERAGE RESPONSE TIME – CUSTOMER SERVICE RECORD (CSR)	21
PO-1-02 AVERAGE RESPONSE TIME – DUE DATE AVAILABILITY	21
PO-1-03 AVERAGE RESPONSE TIME – ADDRESS VALIDATION	21
PO-1-04 AVERAGE RESPONSE TIME – PRODUCT & SERVICE AVAILABILITY	21
PO-1-05 AVERAGE RESPONSE TIME – TELEPHONE NUMBER AVAILABILITY & RESERVATION	21
PO-1-06 AVERAGE RESPONSE TIME – MECHANIZED LOOP QUALIFICATION – xDSL	22
PO-1-08 % TIMEOUTS	22
PO-1-09 AVERAGE RESPONSE TIME- PARSED CSR	22
PO-2 OSS INTERFACE AVAILABILITY	23
PO-2-02 OSS INTERFACE AVAILABILITY – PRIME-TIME	25
PO-2-03 OSS INTERFACE AVAILABILITY – NON-PRIME-TIME	25
PO-3 CONTACT CENTER AVAILABILITY.....	26
PO-3-02 % ANSWERED WITHIN 30 SECONDS – ORDERING	27
PO-3-04 % ANSWERED WITHIN 30 SECONDS – REPAIR	27
PO-4 TIMELINESS OF CHANGE MANAGEMENT NOTICE.....	28
PO-4-01 % CHANGE MANAGEMENT NOTICES SENT ON TIME.....	29
PO-5 PERCENT ON TIME NOTICE OF INTERFACE OUTAGE.....	30
PO-5-01 % ON TIME NOTICE OF INTERFACE OUTAGE.....	30
PO-6 SOFTWARE VALIDATION	31
PO-6-01 SOFTWARE VALIDATION.....	31
PO-7 SOFTWARE PROBLEM RESOLUTION TIMELINESS.....	32
PO-7-01 % SOFTWARE PROBLEM RESOLUTION TIMELINESS.....	32
PO-8 MANUAL LOOP QUALIFICATION.....	33
PO-8-01 % ON TIME – MANUAL LOOP QUALIFICATION.....	33
OR-1 ORDER CONFIRMATION TIMELINESS.....	35
OR-1-02 % ON TIME LSRC – FLOW-THROUGH.....	39
OR-1-04 % ON TIME LSRC/ASRC - NO FACILITY CHECK (ELECTRONIC – NO FLOW-THROUGH)	39
OR-1-06 % ON TIME LSRC/ASRC – FACILITY CHECK (ELECTRONIC – NO FLOW-THROUGH)	40
OR-1-12 % ON TIME FOC	40
OR-1-13 % ON TIME DESIGN LAYOUT RECORD (DLR).....	40
OR-1-19 % ON TIME RESPONSE - REQUEST FOR INBOUND AUGMENT TRUNKS	40
OR-2 REJECT TIMELINESS.....	41
OR-2-02 % ON TIME LSR REJECT (FLOW-THROUGH).....	44
OR-2-04 % ON TIME LSR/ASR REJECT - NO FACILITY CHECK (ELECTRONIC – NO FLOW-THROUGH).....	44
OR-2-06 % ON TIME LSR/ASR REJECT - FACILITY CHECK (ELECTRONIC – NO FLOW-THROUGH)	44
OR-2-12 % ON TIME TRUNK ASR REJECT	44
OR-4 TIMELINESS OF COMPLETION NOTIFICATION.....	45
OR-4-11 % COMPLETED ORDERS WITH NEITHER A PCN NOR BCN SENT	45
OR-4-16 % PROVISIONING COMPLETION NOTIFIERS SENT WITHIN ONE (1) BUSINESS DAY.....	46

OR-4-17	% BILLING COMPLETION NOTIFIERS SENT ON TIME	46
OR-5 PERCENT FLOW-THROUGH		47
OR-5-01	% FLOW-THROUGH – TOTAL	47
OR-5-03	% FLOW-THROUGH ACHIEVED	47
OR-6 ORDER ACCURACY		48
OR-6-01	% SERVICE ORDER ACCURACY	49
OR-6-03	% ACCURACY – LSRC	49
OR-6-04	% ACCURACY – DIRECTORY LISTING	50
OR-10 PON NOTIFIER EXCEPTION RESOLUTION TIMELINESS		51
OR-10-01	% OF PON EXCEPTIONS RESOLVED WITHIN THREE (3) BUSINESS DAYS	52
OR-10-02	% OF PON EXCEPTIONS RESOLVED WITHIN TEN (10) BUSINESS DAYS	52
OR-11 TIMELINESS OF PROVIDER NOTIFICATION REPORT		53
OR-11-01	% RESALE PROVIDER NOTIFICATIONS IN DAYS	53
OR-12 % ACCURACY WHITE PAGES DIRECTORY LISTINGS (APPLICABLE TO RI ONLY)		54
OR-12-01	% ACCURACY WHITE PAGES DIRECTORY LISTINGS	54
OR-13 % OF LARGE JOB HOT CUT PROJECT NEGOTIATIONS COMPLETED		55
OR-13-01	% OF LARGE JOB HOT CUT PROJECT NEGOTIATIONS COMPLETED	55
PR-1 AVERAGE INTERVAL OFFERED		57
PR-1-01	AVERAGE INTERVAL OFFERED – TOTAL NO DISPATCH	58
PR-1-02	AVERAGE INTERVAL OFFERED – TOTAL DISPATCH	58
PR-1-03	AVERAGE INTERVAL OFFERED – DISPATCH ONE (1) TO FIVE (5) LINES	59
PR-1-04	AVERAGE INTERVAL OFFERED – DISPATCH SIX (6) TO NINE (9) LINES	59
PR-1-05	AVERAGE INTERVAL OFFERED – DISPATCH (≥ 10 LINES)	59
PR-1-09	AVERAGE INTERVAL OFFERED – TOTAL	59
PR-1-13	AVERAGE INTERVAL OFFERED – HOT CUTS – NO DISPATCH	59
PR-3 COMPLETED WITHIN SPECIFIED NUMBER OF DAYS		60
PR-3-01	% COMPLETED IN ONE (1) DAY ONE (1) TO FIVE (5) LINES – NO DISPATCH	61
PR-3-06	% COMPLETED IN THREE (3) DAYS ONE (1) TO FIVE (5) LINES – DISPATCH	61
PR-3-08	% COMPLETED IN FIVE (5) DAYS NO DISPATCH	61
PR-3-09	% COMPLETED IN FIVE (5) DAYS ONE (1) TO FIVE (5) LINES – DISPATCH	62
PR-3-10	% COMPLETED IN SIX (6) DAYS ONE (1) TO FIVE (5) LINES – TOTAL	62
PR-3-11	% COMPLETED IN 10 BUSINESS DAYS	62
PR-3-12	% COMPLETED IN 15 BUSINESS DAYS	62
PR-3-13	% COMPLETED IN 26 BUSINESS DAYS	62
PR-4 MISSED APPOINTMENTS		63
PR-4-01	% MISSED APPOINTMENT – VERIZON – TOTAL	64
PR-4-02	AVERAGE DELAY DAYS – TOTAL	64
PR-4-03	% MISSED APPOINTMENT – CUSTOMER	64
PR-4-04	% MISSED APPOINTMENT – VERIZON – DISPATCH	65
PR-4-05	% MISSED APPOINTMENT – VERIZON – NO DISPATCH	65
PR-4-07	% ON TIME PERFORMANCE – LNP ONLY	65
PR-4-14	% COMPLETED ON TIME – 2-WIRE XDSL	66
PR-4-15	% ON TIME PROVISIONING – TRUNKS	66
PR-5 FACILITY MISSED ORDERS		67
PR-5-01	% MISSED APPOINTMENT – VERIZON – FACILITIES	68
PR-5-02	% ORDERS HELD FOR FACILITIES > 15 DAYS	68

PR-6 INSTALLATION QUALITY	69
PR-6-01 % INSTALLATION TROUBLES REPORTED WITHIN 30 DAYS	70
PR-6-02 % INSTALLATION TROUBLES REPORTED WITHIN SEVEN (7) DAYS	70
PR-6-03 % INSTALLATION TROUBLES REPORTED WITHIN 30 DAYS – FOK/TOK/CPE	70
PR-8 PERCENT OPEN ORDERS IN A HOLD STATUS	71
PR-8-01 PERCENT OPEN ORDERS IN A HOLD STATUS > 30 DAYS	71
PR-9 HOT CUT LOOPS	72
PR-9-01 % ON TIME PERFORMANCE – HOT CUT	74
PR-9-02 % EARLY CUTS – LINES (APPLICABLE TO MD AND VA ONLY)	74
PR-9-08 AVERAGE DURATION OF HOT CUT INSTALLATION TROUBLES	74
MR-1 RESPONSE TIME OSS MAINTENANCE INTERFACE	76
MR-1-01 AVERAGE RESPONSE TIME – CREATE TROUBLE	78
MR-1-02 AVERAGE RESPONSE TIME – STATUS TROUBLE	78
MR-1-03 AVERAGE RESPONSE TIME – MODIFY TROUBLE	78
MR-1-04 AVERAGE RESPONSE TIME – REQUEST CANCELLATION OF TROUBLE	78
MR-1-05 AVERAGE RESPONSE TIME –TROUBLE REPORT HISTORY (BY TN/CIRCUIT)	78
MR-1-06 AVERAGE RESPONSE TIME – TEST TROUBLE (POTS ONLY)	78
MR-1-07 % ON-TIME TICKET CLOSURE ON BONDED OPEN TICKETS	78
MR-1-08 % ON-TIME – CREATE TROUBLE	79
MR-1-09 % ON-TIME – STATUS TROUBLE	79
MR-1-10 % ON-TIME – MODIFY TROUBLE	79
MR-1-11 % ON-TIME – REQUEST CANCELLATION OF TROUBLE	79
MR-1-12 % ON-TIME – TEST TROUBLE (POTS ONLY)	79
MR-2 TROUBLE REPORT RATE	80
MR-2-01 NETWORK TROUBLE REPORT RATE	81
MR-2-02 NETWORK TROUBLE REPORT RATE – LOOP	81
MR-2-03 NETWORK TROUBLE REPORT RATE – CENTRAL OFFICE	81
MR-2-05 % CPE/TOK/FOK/NPC/CC TROUBLE REPORT RATE	82
MR-3 MISSED REPAIR APPOINTMENTS	83
MR-3-01 % MISSED REPAIR APPOINTMENT – LOOP	84
MR-3-02 % MISSED REPAIR APPOINTMENT – CENTRAL OFFICE	84
MR-3-03 % CPE/TOK/FOK – MISSED APPOINTMENT	84
MR-4 TROUBLE DURATION INTERVALS	85
MR-4-01 MEAN TIME TO REPAIR – TOTAL	86
MR-4-02 MEAN TIME TO REPAIR – LOOP TROUBLE	87
MR-4-03 MEAN TIME TO REPAIR – CENTRAL OFFICE TROUBLE	87
MR-4-04 % CLEARED (ALL TROUBLES) WITHIN 24 HOURS	87
MR-4-05 % OUT OF SERVICE > 2 HOURS	88
MR-4-06 % OUT OF SERVICE > 4 HOURS	88
MR-4-07 % OUT OF SERVICE > 12 HOURS	88
MR-4-08 % OUT OF SERVICE > 24 HOURS	88
MR-5 REPEAT TROUBLE REPORTS	89
MR-5-01 % REPEAT REPORTS WITHIN 30 DAYS	90
NP-1 PERCENT FINAL TRUNK GROUP BLOCKAGE	92
NP-1-01 % FINAL TRUNK GROUPS EXCEEDING BLOCKING STANDARD	93
NP-1-02 % FINAL TRUNK GROUPS EXCEEDING BLOCKING STANDARD (NO EXCLUSIONS)	93
NP-1-03 NUMBER FINAL TRUNK GROUPS EXCEEDING BLOCKING STANDARD – TWO (2) MONTHS	93
NP-1-04 NUMBER FINAL TRUNK GROUPS EXCEEDING BLOCKING STANDARD – THREE (3) MONTHS	93

NP-2 COLLOCATION PERFORMANCE	94
NP-2-01 % ON TIME RESPONSE TO REQUEST FOR PHYSICAL COLLOCATION.....	95
NP-2-05 % ON TIME – PHYSICAL COLLOCATION.....	95
NP-6 NXX UPDATES (APPLICABLE TO NJ ONLY)	96
NP-6-01 % OF NXX UPDATES INSTALLED BY THE LERG EFFECTIVE DATE.....	96
BI-1 TIMELINESS OF DAILY USAGE FEED.....	98
BI-1-02 % DUF IN FOUR (4) BUSINESS DAYS.....	98
BI-2 TIMELINESS OF CARRIER BILL	99
BI-2-01 TIMELINESS OF CARRIER BILL	99
BI – 3 BILLING ACCURACY & CLAIMS PROCESSING	100
BI-3-04 % CLEC BILLING CLAIMS ACKNOWLEDGED WITHIN TWO (2) BUSINESS DAYS	102
BI-3-05 % CLEC BILLING CLAIMS RESOLVED WITHIN 28 CALENDAR DAYS AFTER ACKNOWLEDGEMENT	102
BI-3-07 % FULL OR PARTIAL DENIALS.....	102
BI-3-08 % CLEC BILLING CLAIM ADJUSTMENTS APPEARING ON THE BILL WITHIN 45 DAYS	102
BI – 4 DUF ACCURACY (APPLICABLE TO NJ ONLY).....	103
BI-4-01 % USAGE ACCURACY	103
BI – 5 ACCURACY OF MECHANIZED BILL FEED (APPLICABLE TO NJ ONLY)	104
BI-5-01 % ACCURACY OF MECHANIZED BILL FEED.....	104
BI – 6 COMPLETENESS OF USAGE CHARGES (APPLICABLE TO NJ & PA ONLY)	105
BI-6-01 % COMPLETENESS OF USAGE CHARGES – INCLUDING ORDER ACTIVITY POST COMPLETION DISCREPANCY DELAYED CHARGES	105
BI-6-02 % COMPLETENESS OF USAGE CHARGES – EXCLUDING ORDER ACTIVITY POST COMPLETION DISCREPANCY DELAYED CHARGES * APPLICABLE TO PA ONLY*.....	105
BI – 7 COMPLETENESS OF FRACTIONAL RECURRING CHARGES (APPLICABLE TO NJ & PA ONLY).....	106
BI-7-01 % COMPLETENESS OF FRACTIONAL RECURRING CHARGES – INCLUDING ORDER ACTIVITY POST COMPLETION DISCREPANCY DELAYED CHARGES.....	106
BI-7-02 % COMPLETENESS OF FRACTIONAL RECURRING CHARGES – EXCLUDING ORDER ACTIVITY POST COMPLETION DISCREPANCY DELAYED CHARGES *METRIC IS APPLICABLE TO PA ONLY*.....	106
BI – 8 NON-RECURRING CHARGE COMPLETENESS (APPLICABLE TO NJ & PA ONLY)	107
BI-8-01 % COMPLETENESS OF NON-RECURRING CHARGES – INCLUDING ORDER ACTIVITY POST COMPLETION DISCREPANCY DELAYED CHARGES	107
BI-8-02 % COMPLETENESS OF NON-RECURRING CHARGES – EXCLUDING ORDER ACTIVITY POST COMPLETION DISCREPANCY DELAYED CHARGES *APPLICABLE TO PA ONLY*.....	107
BI – 9 BILLING COMPLETENESS	108
BI-9-01 % BILLING COMPLETENESS IN TWELVE BILLING CYCLES.....	108
OD-2 LIDB, ROUTING AND OS/DA PLATFORMS.....	110
OD-3 DA DATABASE UPDATE ACCURACY (APPLICABLE TO NJ ONLY).....	111
OD-3-01 % DIRECTORY ASSISTANCE UPDATE ACCURACY – INCLUDING SERVICE ORDER (ORDER ACTIVITY POST COMPLETION DISCREPANCY) ERRORS	111
GE-1 DIRECTORY LISTING VERIFICATION REPORTS (APPLICABLE TO NJ ONLY)	113
GE-1-01 % OF DIRECTORY LISTING VERIFICATION REPORTS FURNISHED ON-TIME.....	113
GE-2 POLES, DUCTS, CONDUIT AND RIGHTS OF WAY (APPLICABLE TO NJ ONLY).....	114

GE-2-01	% OF ACCESS REQUEST RESPONSES TRANSMITTED ON-TIME.....	114
GE-3	BONA FIDE REQUEST RESPONSES (APPLICABLE TO NJ ONLY)	115
GE-3-01	% OF BFR RESPONSES FURNISHED ON-TIME	115

Appendix	Topic
A	Specials and Trunk Maintenance Code Descriptions
B	Provisioning Codes
C	Pre-Ordering Details
D	Reserved for Future Use
E	Local Number Portability Process
F	E911 Updates
G	Repair Disposition Codes
H	Flow-Through Order Scenarios
I	Reserved for Future Use
J	Reserved for Future Use
K	Statistical Methodology (NY, CT, MA, RI, PA, DE, NJ, MD, DC, VA)
L	Example of C2C performance reports in ascii format
M	Order Accuracy Details
N	Verizon Wholesale Metrics Change Control Notification process
O	Test Deck – Weighted transaction Matrix
P	Collocation 45 Day and 76 Day Augment Milestone Chart
Q	Changes to the Carrier-to-Carrier Guidelines Performance Standards and Reports
R	NY Carrier Working Group Statement of Purpose and Guidelines for Participation
S	Projects Requiring Special Handling
T	Provisioning Cooperative Continuity Testing – UNE 2-Wire xDSL Loop
U	Interconnection Trunks Provided Over Loop Transport Facilities (MD only)
Exhibit 1	Additional Provisions (NJ, MD, VA only)

INTRODUCTION

This section of the Verizon Carrier-to-Carrier (C2C) Guidelines Performance Standards and Reports provides the metrics and performance standards applicable to Verizon's state level operating entities in Connecticut, Delaware, the District of Columbia, Maryland, Massachusetts, New Jersey, New York, Pennsylvania², Rhode Island, and Virginia. Comprehensive explanations of the standard's definitions, measurement methodologies, reporting levels, geography covered, and the current product intervals are included within this document. In addition, this section includes a glossary and appendices that provide explanatory material related to the metrics and standards. The appendices also include a description of a statistical methodology that will be applied to help assess whether there is any difference between the delivery of Verizon retail services and its wholesale products and services.

Verizon will provide Performance Reports on a monthly basis. Any CLEC that wants to obtain reports produced pursuant to the Guidelines must update their CLEC profiles with Verizon to make the appropriate arrangements to receive the reports.

Verizon will report at state level for metrics PR-1, PR-3, PR-4, PR-5, PR-6, PR-8, PR-9, MR-2, MR-3, MR-4, and MR-5. Verizon will provide disaggregated geographical reports in New York, to CLECs that have existing interconnection agreements which require these reports. Additionally, for New York only, CLECs may initiate a request for disaggregated geographical reports through the CLEC's Verizon Account Manager. Once the request is received, Verizon provides that CLEC with disaggregated reports, and will continue to do so until the CLEC issues a discontinue notice through the Account Manager.

² Not Applicable to former GTE Territory.

URL References

Verizon references URLs, as sources of information, throughout the Carrier to Carrier Guidelines. Wherever a URL is referenced, Verizon utilizes the information published on the URL at the time of the compliance filing. The table below lists the URL referenced, the metrics impacted and a General Description of the information found on the URL.

URL	Impacted Metrics	General description of URL Information
http://www22.verizon.com/wholesale/attachments/2004_east_holiday_schedule.pdf Note: this URL will be in effect in 2004.	PO-1, PO-2, PO-3-02, PO-8, OR-1, OR-2, BI-1, BI-3	The list of the current year Holidays that Verizon recognizes.
http://www22.verizon.com/wholesale/clecsupport/content/0,16835,east-wholesale-html-national_market_centers,00.html	PO-3	Lists the center hours
http://www22.verizon.com/wholesale/systemsmasures/local/systems/avail/east	OR-1-02 & OR-2-02	Lists the hour of Operations.
http://www22.verizon.com/wholesale/attachments/RESALEINV.pdf http://www22.verizon.com/wholesale/attachments/UNE_INTERVALS.xls http://www22.verizon.com/wholesale/attachments/Collocation_Intervals.xls	OR-1, OR-2, PR-1, PR-3	Lists the product intervals.
http://www22.verizon.com/wholesale/clecsupport/content/1,16835,East%20east-wholesale-customer_docs-verizon_east_cust_docs,00.html	MR-2	Lists disposition codes.
http://www22.verizon.com/wholesale/local/collocation/portal/1,20615,c_applications_instructions,00.html	NP-2	Lists the collocation application instructions.
https://retailgateway.bdi.gte.com:1490/	NP-2	Lists the state tariffs.
http://www22.verizon.com/wholesale/local/billing/content/1,20531,e_inquiries,00.html	BI-3	Provides information on billing Inquiries, Claims and Adjustments
Verizon North: http://www.verizon.com/wholesale/clecsupport/east/business_rules/downloads/vznorth_ft032103.pdf Verizon South: http://www.verizon.com/wholesale/clecsupport/east/business_rules/downloads/vzsouth_ft032103.pdf	OR – Appendix H	List of Generic Order Flow-Through scenarios
http://www22.verizon.com/wholesale/clecsupport/content/1,16835,East%20east-wholesale-customer_docs-verizon_east_cust_docs,00.html	MR	Description of Front End Close Outs

GENERAL EXCLUSIONS

Test IDs

Test IDs are excluded from all Carrier to Carrier metric calculations.

Verizon Affiliate Reporting

Verizon affiliate reporting is always excluded from CLEC aggregate data for all metrics.

Internally generated LSRs and Service Orders

Internally Generated LSRs are excluded from the Ordering metrics.
Internally Generated Service Orders are excluded from the Provisioning metrics.

Verizon Official Services

Verizon official (administrative) lines are lines used by Verizon employees or contractors to conduct official company business.

PARTS Orders

Orders for Packet at the Remote Terminal Service are excluded from the OR-1 through OR-6 metrics, and all Provisioning metrics.

Unbundled Network Elements (UNE)

Ordering, Provisioning, and Maintenance:

UNE products do not include Wholesale Advantage (formerly UNE-P), Line Sharing or Line Splitting transactions.

Billing:

UNE products do not include Wholesale Advantage (formerly UNE-P), or Line Splitting transactions.

UNE Port

Orders for UNE Port service (not to be confused with Local Number Portability (LNP)), are excluded from the Provisioning metrics.

GENERAL NOTES

Verizon North includes: CT, MA, NY, and RI
Verizon Mid-Atlantic includes: DC, DE, MD, NJ, PA and VA

Verizon East includes: CT, DC, DE, MA, MD, NJ, NY, PA³, RI and VA

For OR-1-12, OR-2-12, and NP-2

Refer to industry letters on the Verizon Partner Solutions Website for further details related to Trunk and Collocation forecasting.

UNE Platform

Effective with the April, 2006 data month, UNE Platform arrangements that have not been migrated to other services will be counted as Resale.

CLEC Performance Reports and Raw Data

CLECs interested in receiving monthly performance reports and raw data should contact the Verizon Metric Help Desk (e-mail WQAT@verizon.com or phone (800) 959-9995). CLECs must update the Local Services Profile data via the Customer Profile Self-Service Tool (CPSST) <http://www22.verizon.com/wholesale/elearning/cpsst/customprofile2.html>, and have established connectivity to the Wholesale Internet Search Engine (WISE). Please provide the following information with the request:

- The state(s) you would like to receive reports or data
- The CLEC IDs (e.g. ACNA/AECN/RSIDs) in those states
- The specific reports you would like to receive (e.g. Carrier to Carrier)

URL for the above help desk information:

http://www22.verizon.com/wholesale/systemsmeasures/local/measures/performance_measures/1,,perf_meas_u g-pmhomepage,00.html

³ Not applicable to the territory in former GTE.

Retail Analog Compare Table

The table below illustrates the retail⁴ compare group for the Provisioning and Maintenance metrics.

	Wholesale Service	Retail Analog
Provisioning metrics - ALL where parity is standard Exceptions Noted below:	Resale POTS – Residence Resale POTS – Business Resale POTS – Total Resale 2-Wire Digital Services UNE POTS Loop New UNE POTS Total UNE POTS Loop – Total UNE 2-Wire Digital Loop UNE 2-Wire xDSL Loop Resale DS0 Resale DS1 Resale DS3 UNE DS0 UNE DS1 UNE DS3 UNE IOF UNE EEL – Back bone UNE EEL – Loop UNE EEL Interconnection Trunks (CLEC) Specials – Total Resale Specials Other UNE Specials Other POTS Loop Hot Cut Total	Retail POTS – Residence Retail POTS – Business Retail POTS – Total Retail ISDN (2-Wire Digital) Retail POTS – Total Retail POTS Total Retail POTS – Total Retail ISDN (2-Wire Digital) Retail Line Sharing Retail DS0 Retail DS1 Retail DS3 Retail DS0 Retail DS1 ⁵ Retail DS3 Retail DS3 Retail DS1 ⁵ Retail DS1 ⁵ Retail DS1 ⁵ IXC Feature Group D Trunks Retail Specials – Total Retail Specials Other Retail Specials Other Retail POTS (N&T Orders excluding feature troubles)
Exceptions for provisioning: PR-1-09 PR-4-02 PR-6 PR-6 PR-6-01 PR-8	UNE EEL and IOF UNE 2-Wire xDSL Loop UNE 2-Wire xDSL Loop UNE 2-Wire Digital UNE POTS Loop-New UNE 2-Wire xDSL Loop	No retail compare. Refer to the EEL and IOF legends on the C2C report template for the performance standards. Retail Specials DS0 Retail POTS – Dispatched Retail POTS – Dispatched Retail POTS – Dispatched Retail Specials DS0

⁴ Transactions provided to the former MCI entities are included in Retail.

⁵ Retail DS1 should exclude feature changes on PRI ISDN (no dispatch)

Retail Analog Compare Table, continued

Maintenance Measures: ALL where parity is standard	Resale POTS – Residence Resale POTS – Business Resale POTS – Total Resale 2-Wire Digital Services UNE Loop UNE 2-Wire Digital Loop UNE 2-Wire xDSL Loop Resale Specials DS0 & below Resale Specials DS1 & above Resale Specials (Total) UNE Specials DS0 & below UNE Specials DS1 & above UNE Specials (Total) Interconnection Trunks (CLEC)	Retail POTS – Residence Retail POTS – Business Retail POTS – Total (Business and Residence) Retail ISDN (2-Wire Digital) Retail POTS – Total (Business and Residence) Retail POTS – Total plus ISDN BRI Retail POTS – Total plus ISDN BRI Retail Specials DS0 & below Retail Specials DS1 & above Retail Specials (Total) Retail Specials DS0 & below Retail Specials DS1 & above Retail Specials (Total) IXC Feature Group D Trunks
Exceptions for Maintenance MR-2, MR-3, MR-4	UNE POTS Loop UNE 2-Wire Digital Loop UNE 2-Wire xDSL Loop	Retail POTS- Total & Retail POTS – Total plus ISDN BRI Note: excludes translation and switch troubles

Product Code Information

The table below defines the product codes listed on the monthly C2C and associated reports.

Sub-Code	Product
1000	Resale & UNE combined
1020	Stand-Alone Directory Listings
1021	Operator Service Center
1030	Other Directory Listings
1040	All Directory Listings (combined Standalone and Other)
1200	Resale & UNE Combined Specials
1210	Resale & UNE Combined Specials DS0
1211	Resale & UNE Combined Specials DS1
1213	Resale & UNE Combined Specials DS3
1214	Resale & UNE Combined Specials (Non DS0, DS1 & DS3)
1216	Resale & UNE Combined Specials (Non DS0 & DS0)
1217	Resale & UNE Combined Specials (DS1 & DS3)
1341	Resale & UNE Combined 2-Wire Digital Services
2000	Resale
2100	Resale POTS
2103	Resale POTS/Complex
2110	Resale POTS Business
2120	Resale POTS Residence

Sub-Code	Product
2200	Resale Specials
2210	Resale Specials DS0
2211	Resale Specials DS1
2213	Resale Specials DS3
2214	Resale Specials (Non DS0, DS1 & DS3)
2216	Resale Specials (Non DS0 & DS0)
2217	Resale Specials (DS1 & DS3)
2300	Resale Complex
2320	Resale POTS + Complex / Pre-qualified
2341	Resale 2-Wire Digital Services
3000	UNE
3112	UNE POTS – Loop
3113	UNE POTS – Loop New
3121	UNE POTS – Other
3133	UNE POTS & Complex
3200	UNE Specials
3210	UNE Specials DS0
3211	UNE Specials DS1
3213	UNE Specials DS3
3214	UNE Specials (Non DS0, DS1 & DS3)
3216	UNE Specials (Non DS0 & DS0)
3217	UNE Specials (DS1 & DS3)

Sub-Code	Product
3300	UNE Complex
3331	UNE Loop/Pre-qualified Complex/LNP
3341	UNE 2-Wire Digital Services
3342	UNE 2-Wire xDSL Loops
3500	Additional UNE Services
3510	UNE EEL
3511	UNE EEL – Backbone
3512	UNE EEL – Loop
3520	Loop Basic Hot Cut (all line size)
3523	Loop Large Job Hot Cut (all line size)
3528	Loop – Basic Hot Cut (11-20 Lines)
3529	Loop – Basic Hot Cut (21 lines and greater)
3530	UNE IOF
3531	Loop – Large Job Hot Cut (1-5 lines)
3532	Loop – Large Job Hot Cut (6 or more lines)
3533	Loop – Hot Cut Total (includes Basic, and Large)
3534	Loop Basic Hot Cut (1-10 lines)
3540	UNE LNP
5000	CLEC Trunks
5020	CLEC Trunks (<= 192 Forecasted Trunks)
5030	CLEC Trunks (> 192 and Unforecasted Trunks)

Sub-Code	Product
6000	Systems Metrics
6010	Wholesale Provisioning and Tracking System (WPTS)
6020	EDI
6030	CORBA
6050	Pre-order/Order Web GUI aka LSI/W
6060	Maintenance - Electronic Bonding Interface
6080	Retail Maintenance Web GUI(RETAS) & Retail Pre-order/Order Web GUI (LSI/W) combined
6095	TAXI
6600	Change Notification & Confirmation
6700	Collocation
6701	Collocation - New Applications
6702	Collocation - Augment Applications

Section 1

Pre-Ordering Performance

(PO)

	Function	Number of Sub-metrics
PO-1	Response Time OSS Pre-Ordering Interface	8
PO-2	OSS Interface Availability	2
PO-3	Contact Center Availability	2
PO-4	Change Management Notice	1
PO-5	Percent On Time Notice of Interface Outage	1
PO-6	Software Validation	1
PO-7	Software Problem Resolution and Timeliness	11
PO-8	Manual Loop Qualification	

Function:**PO-1 Response Time OSS Pre-Ordering Interface****Definition:**

This metric measures the response time of the OSS Pre-Ordering Interface.

Response Time: For metrics PO-1-01 through 1-06, and PO-1-09, response time is the amount of time, rounded to the nearest 1/100th of a second for a successful Pre-Order transaction. **Note:** Successful transactions are those where the requested information was returned to the requestor, and errors are those responses that did not contain the requested information.

For CLEC transactions, response time is measured from receipt of the request at Verizon's interface to the time that the response is sent to the CLEC. For Verizon retail simulated transactions, performance is measured between the issuance of a Pre-Ordering query and the successful receipt of the requested information in a specific field and screen.

For rejected queries, response time is the amount of time, rounded to the nearest 1/100th of a second, between the issuance of a Pre-Ordering query and the receipt of an error message associated with a rejected query.

Average Response Time: Average Response Time is the sum of the response times divided by the number of Pre-Ordering queries in the report period. It is calculated separately for PO-1-01 through PO-1-06, and PO-1-09. Queries that time-out are excluded from the calculation of Average Response Time.

Rejected Query: A rejected query is a query that cannot be processed successfully due to incomplete or invalid information submitted by the sender, which results in an error message back to the sender.

Time-out: % Timeouts are measured in PO-1-08. A query is considered to be a time-out when the requested information (or an error message) is not provided within 60 seconds. Time-outs are set at long intervals to ensure that average response times include long response times but do not include queries that will never complete.

For sub-metric PO-1-09, there is no Parsed CSR for retail, therefore basic CSR will be reported for retail performance.

Exclusions:

Normal exclusions include Saturday, Sunday, and major holidays, as well as hours outside of the normal report period.

The major holidays are: New Year's Day, Memorial Day, Independence Day, Labor Day, Thanksgiving Day and Christmas Day.

Refer to the URL matrix at the beginning of the C2C guidelines to obtain the URL for the current year's holiday schedule in effect at the time of the compliance filing. The information contained on the URL identifies the actual date the holiday is observed. **Note:** The file is an adobe acrobat file, Acrobat Reader is necessary to read the pdf file.

Note: If response time aberrations occur due to EnView robot failures or network failures between EnView and the VZ Operations Support Systems (OSS), VZ notes such failure times, and reports the data without exclusion in a footnote on the report.

Performance Standard:

The Performance Standards for the PO-1 metrics are as follows:

For PO-1-01 through PO-1-03, and PO-1-05 through PO-1-06:

- EDI and CORBA (application to application interfaces): Parity with Retail plus not more than four (4) seconds. The four (4) second difference allows for variations in functionality and additional security requirements of interface.
- WEB GUI / Local Service Interface / Wholesale (LSI/W): Parity with Retail plus not more than seven (7) seconds. The seven (7) second difference allows for variations in functionality and additional security requirements of interface.

For PO-1-04, Product & Service Availability, and PO-1-09, Parsed CSR: Parity with Retail, plus not more than 10 seconds.

For PO-1-08: Not greater than 0.33%.

Methodology:

The measurements for all PO-1 metrics are derived from actual production transactions for CLEC transactions and from simulated Pre-Ordering queries generated by Verizon's EnView (formerly referred to as Sentinel) system for VZ retail transactions and.

For retail transactions, EnView replicates the keystrokes a VZ Service Representative would enter for a valid Pre-Ordering inquiry transaction, and measures the response time from when the *Enter* key is hit until a response from the Pre-Ordering OSS is received back on the display screen.

At least ten VZ retail simulated queries are generated per hour for each type of query.

The total number of simulated queries depends on the average response times.

Each query has a unique name that is based on time and date. The EnView robot monitors for a matching response, and identifies successful responses by the file extension names. The file extension varies according to whether the transaction was successful or experienced an error or time-out condition. Successful response for an Address Validation request is identified by a file extension of *ada*. The file is then read to ensure it starts and ends with the appropriate indicators for a successful transaction.

EnView also generates at least ten simulated incomplete or invalid Pre-Ordering queries per hour to enable response times for rejected queries.

Data is reported based on transactions occurring between 8:00AM and 9:00PM Monday through Friday, **excluding** New Year's Day, Memorial Day, Independence Day, Labor Day, Thanksgiving Day, and Christmas Day.

Formula:		
Σ Response Times for each transaction divided by the Number of Transactions for each transaction type.		
Note: For all PO-1 Retail sub-metrics, the formula is: Response times for each transaction divided by the number of simulated transactions for each transaction type.		
Report Dimensions:		
Company: <ul style="list-style-type: none"> CLEC Aggregate CLEC Specific (PO-1-09 only) 		Geography: <ul style="list-style-type: none"> State Specific
Products	CLEC Aggregate: <ul style="list-style-type: none"> EDI CORBA (Except PO-1-04) WEB GUI / LSI/W <p>Note: Metric PO-1-09 <i>Parsed CSR</i> does not go through the WEB GUI/LSI/W interface, therefore, sub-metric PO-1-09 does not report WEB GUI /LSI/W results.</p>	
Sub-Metrics – PO-1 Response Time OSS Pre-Ordering Interface		
PO-1-01 Average Response Time – Customer Service Record (CSR)		
Calculation	Numerator	Denominator
	Sum of all response times for CSR transactions.	Number of CSR transactions.
PO-1-02 Average Response Time – Due Date Availability		
Calculation	Numerator	Denominator
	Sum of all response times for Due Date (DD) Availability.	Number of DD Availability transactions.
PO-1-03 Average Response Time – Address Validation		
Calculation	Numerator	Denominator
	Sum of all response times for Address Validation.	Number of Address Validation transactions.
PO-1-04 Average Response Time – Product & Service Availability		
Calculation	Numerator	Denominator
	Sum of all response times for Product and Service Availability.	Number of Product and Service availability transactions.
PO-1-05 Average Response Time – Telephone Number Availability & Reservation⁶		
Calculation	Numerator	Denominator
	Sum of all response times for Telephone Number Availability/Reservation.	Number of Telephone Number Availability/Reservation transactions.

⁶ While Address Validation can be completed on a stand-alone basis, Telephone Number reservation is always combined with Address Validation. For VZ retail representatives this is a required two step process requiring two separate transactions.

Sub-Metrics – PO-1 Response Time OSS Pre-Ordering Interface, continued		
PO-1-06	Average Response Time – Mechanized Loop Qualification – xDSL	
Calculation	Numerator	Denominator
	Sum of all response times for Mechanized Loop Qualification.	Number of Mechanized Loop Qualification transactions.
PO-1-08	% Timeouts	
Calculation	Numerator	Denominator
	Number of transactions that timeout.	Total number of transactions.
PO-1-09	Average Response Time- Parsed CSR	
Calculation	Numerator	Denominator
	Sum of all response times for Parsed CSR transactions.	Number of Parsed CSR transactions.

Function:**PO-2 OSS Interface Availability****Definition:**

This metric measures the OSS Interface Availability. The OSS Interface Availability metric is a measurement of the time during which the electronic OSS Interface is actually available as a percentage of scheduled availability. Verizon Service Representatives and CLEC Service Representatives obtain Pre-Ordering/Ordering/Provisioning/Maintenance & Repair information from the same underlying OSS. Thus, if a particular OSS is down, it is equally unavailable to both Verizon employees and CLEC employees. Any difference in availability, therefore, is caused by unavailability of the OSS interface.

Scheduled Availability is as follows:

EDI, WEBGUI/LSI, CORBA, EB and WPTS:

- Prime Time: 06:00:00 to 23:59:59 EST Monday through Saturday, **excluding** major Holidays
- Non-Prime Time: 00:00:00 to 05:59:59 EST Monday through Saturday, and all day Sundays and Holidays.

Note: The number of downtime hours is noted in the Carrier to Carrier (C2C) reports under the **Observations** column heading.

Separate measurements are performed for each of the following: Pre-Ordering/Ordering EDI, Pre-Ordering/Ordering/Maintenance Web GUI (Local Services Interface/Wholesale (LSI/W)), CORBA, Maintenance Electronic Bonding Interface (EB) and Wholesale Provisioning and Tracking System (WPTS). Each availability interface is measured separately with each interface having its own set of processing complexes. A processing complex consists of a set of servers that serve as primary and backup. The number of processing complexes associated with each interface (EDI, CORBA or WEB GUI (also known as LSI/W)) varies as needed, however, the metric calculations performed for each interface includes the number of processing complexes associated with the individual interface. For example, when determining the number of Prime-Time minutes scheduled for the month, for the EDI interface, the number of processing complexes associated with EDI is factored into the calculation. The EnView process will be expanded/updated to monitor and report on future OSS processes.

Exclusions:

The following exclusions apply:

- Troubles reported but not found in VZ's interfaces.
- Troubles reported by a CLEC that were not reported to VZ's designated trouble reporting center.
- Scheduled interface downtime for major system releases where CLECs were provided with advanced notification of the downtime in compliance with VZ Change Management Guidelines.
- Major Holidays. The major holidays are: New Year's Day, Memorial Day, Independence Day, Labor Day, Thanksgiving Day and Christmas Day.

Refer to the URL matrix at the beginning of the C2C guidelines to obtain the URL for the current year's holiday schedule in effect at the time of the compliance filing. The information contained on the URL identifies the actual date the holiday is observed.

Performance Standard:

PO-2-02: ≥ 99.5%

PO-2-03: no standard

Methodology – PO-2 OSS Availability

Verizon calculates the PO-2 OSS Availability metric by combining CLEC reported outages (received via Partner Solutions Customer Care (PSCC)) with EnView reported outages. Verizon measures CLEC reported outages, based on actual reported time frames as well as any outages captured by EnView (and not reported by CLECs).

The Wholesale Customer Care Center receives OSS availability trouble reports from CLECs, and logs each trouble in to a tracking system. Verizon reviews data from the tracking system each week to determine which troubles were interface outages, and thus included in the PO-2 calculation. This data is supplemented with outages captured by EnView or other Verizon similar affirmative monitoring (for WPTS) to calculate the final metric results.

The EnView methodology is as follows: EnView is used as an alarm for system availability and supplements CLEC reported outages for EDI, LSI/W and CORBA only. If no CLEC reported an outage, but EnView detected an outage, the EnView outage is included as if the entire CLEC population experienced the outage.

EnView measurement of the EDI, CORBA and WEB GUI aka LSI/W interfaces availability is as follows: The mechanized OSS interface availability process is based on the transactions created by the EnView Robots. The program determines whether the EnView transactions were successful or unsuccessful, or if no transactions were issued (not polled). Transactions are processed by transaction type separately for each interface type and OSS. The hours of the day are divided into six (6) minute measurement periods.

If the Verizon interface, for any Pre-Order transaction type, in a six (6) minute measurement period has at least one successful transaction, then that interface is considered available. Individual interface unavailability is calculated only when all its transactions are unsuccessful and at least one of the corresponding OSS transactions is successful. This indicates that the interface was not available while at least one OSS was available. In this case, the six (6) minute measurement period is counted as unavailable. If it is determined that no Enview transactions were issued, then the six minute measurement period is excluded from all calculations since this is an indication of an EnView problem and not a specific Verizon interface problem.

The EnView data is compared to the actual CLEC reported outages, and matched up according to the outage's reported time frame. If the EnView time frame matches the actual reported outage (from the PSCC) time-frame, the outage is included (once) in the metric based on the reported time-frame.

If the comparison of the EnView results with the CLEC reported outages indicates that a time-frame is overlapping, then Verizon uses the earliest start time of the outage, and the latest end-time of the outage to calculate the metric result.

Availability is calculated by dividing the total number of six (6) minute measurement periods in a 24-hour day (excluding unmeasured six (6) minute measurement periods) into the number of periods with no successful transactions for the day and subtracting this from 1 and multiplying by 100.

For example, there are potentially 180 six (6) minute measurement periods in an 18-hour period. If two six (6) minute measurement periods lack successful transactions, then availability equals $(1 - (2/180)) \times 100 = 98.89\%$ Availability.

Trouble Logs: Verizon will make Verizon's trouble logs (which contain CLEC reports that the interface is not available) available to the CLECs for inspection.

PO-2 Formula:

(Number of hours scheduled minus the number of scheduled hours not available) divided by (Number of hours scheduled) multiplied by 100.

For example (assuming all processing complexes are scheduled to be operational for the entire month):

Step One: Determine prime-time scheduled minutes in a month. This is accomplished by [(number of days (Monday through Saturday) in the report month) x (scheduled prime-time hours per day) x (sixty (60) minutes)] x the number of processing complexes.

Step Two: Determine number of outage minutes in a month.

Step Three: [(prime-time scheduled minutes in a month minus outage minutes in a month) / (prime-time scheduled minutes in a month)] x 100 = Prime-Time Availability %

Report Dimensions:

Company:

- CLEC Aggregate

Geography:

All interfaces except WPTS:

- NY, CT (Combined)
- MA, RI (Combined)
- PA, DE (Combined)
- NJ
- MD, DC, VA (Combined)

WPTS:

- Verizon National

Products

- Maintenance (RETAS) / Pre-Ordering/Ordering Web GUI (LSI/W)
- EDI
- CORBA
- Maintenance – Electronic Bonding Interface
- WPTS

Sub-Metrics – OSS Interface Availability**PO-2-02 OSS Interface Availability – Prime-Time**

Calculation	Numerator	Denominator
	Total number of scheduled prime-time hours in the month for all available processing complexes minus the total number of unscheduled outage hours during prime-time in the month for all available processing complexes.	Total number of scheduled prime-time hours in the month for all available processing complexes.

PO-2-03 OSS Interface Availability – Non-Prime-Time

Calculation	Numerator	Denominator
	Total number of scheduled non-prime-time hours in the month for all available processing complexes minus the total number of unscheduled outage hours during non-prime-time hours in the month for all available processing complexes.	Total number of scheduled non-prime-time hours in the month for all available processing complexes.

Function:**PO-3 Contact Center Availability****Definition:**

The PO-3 sub-metrics measure Contact Center Availability. Contact Center Availability is the hours of operation for the Centers that support CLECs for Ordering and Maintenance. Contact with CLECs is designed to take place via direct access systems. Carrier Support Centers are designed to handle fall-out and not large call volumes.

This metric also includes **Speed of Answer – CLEC centers**. Speed of Answer is measured for Ordering and Repair queues. This measure is reported out of the Automated Call Distributor (ACD). The Speed of Answer measure includes calls that go to the main number in the center, either directly or from overflow (CLECs choosing the option of the main number).

Note: % within 30 seconds includes 15% of Abandons and 10% of Busies in the denominator.

Speed of Answer is measured in seconds from the time a call enters the VZ ACD until a representative answers the call. CLECs have the choice of calling the order processing 800 number, in which case the call is directed to the next available representative through ACD, or CLECs can call their dedicated representatives on the representative's direct line. If the representative is not available, the CLEC can leave a voice mail or press 0 and be transferred to a pool of representatives. VZ measures speed of answer for calls to the 800 number and for calls where the CLEC presses 0 to speak to the next available representative.

The Speed of Answer measurements begin as follows: For calls to the 800 number, the measurement begins when the call enters VZ's ACD. For calls to a dedicated representative, the measurement begins when the CLEC presses 0. In each case, the measurement ends when a representative answers the call.

Exclusions:

Calls directed to and answered by dedicated representatives.

Performance Standard:

PO-3-02 and PO-3-04: 80% within 30 seconds

Center Hours of Operation:

Repair Help Desk: 24 hours per day – seven (7) days a week

National Marketing Center (Ordering): 8:00AM to 6:00PM Monday through Friday, excluding major holidays.

Note: The Repair Help Desk is measured in metric PO-3-04.

The Order Processing Assistance Center is measured in metric PO-3-02.

Refer to the URL matrix at the beginning of the C2C guidelines to obtain the URL that provides the various center hours of operation schedules. After accessing the web-site, select a center to receive center-specific information. Also refer to the URL matrix at the beginning of the C2C guidelines for the current year's holiday schedule in effect at the time of the compliance filing. The information contained on the URL identifies the actual date the holiday is observed.

Report Dimensions		
Company:	Geography:	
<ul style="list-style-type: none"> CLEC Aggregate 	PO-3-02: Verizon East: UNE & Resale combined PO-3-04: Verizon East: UNE & Resale combined	
Products	<ul style="list-style-type: none"> Resale 	<ul style="list-style-type: none"> UNE
Sub-Metrics		
PO-3-02	% Answered within 30 Seconds – Ordering	
Calculation	Numerator	Denominator
	Number of calls to main number answered within 30 seconds after the call was received by the ACD.	Total calls answered by Ordering Center plus 15% of abandoned calls plus 10% of busy calls.
PO-3-04	% Answered within 30 Seconds – Repair	
Calculation	Numerator	Denominator
	Number of calls to main number answered within 30 seconds after the call was received by the ACD.	Total calls answered by Repair Center plus 15% of abandoned calls plus 10% of busy calls.

Function:		
PO-4 Timeliness of Change Management Notice		
Definition:		
Sub-metric PO-4-01 measures the percent of Change Management Notices and associated documentation availability, sent before implementation according to prescribed timeliness standards within prescribed timeframes. Change Management notices are notices sent to the CLECs to notify CLECs of scheduled interface software-affecting changes with a "Type" designation (Type 1, 2, 3, 4, 5).		
Documentation is not considered available until all material changes are made.		
Exclusions:		
None.		
Performance Standard:		
PO-4-01: 95%		
The Timeliness standards for the PO-4 metric are listed below and are in accordance with those set forth in the Change Management Processes and Procedures. VZ will comply with applicable Change Management Processes and Procedures. * Regulatory changes will vary based on application law/regulatory rules.		
Timeliness Standards:		
Change type	Change Notification: Interval between notification and implementation	Change Confirmation: Final Documentation Availability before implementation. ⁷
Type 5 – CLEC originated	≥ 73 calendar days for business rules, ≥ 66 calendar days for technical specifications or Verizon/CLEC agreed upon timeframes	>= 45 calendar days or Verizon/CLEC agreed upon timeframes
Type 4 – Verizon originated	≥ 73 calendar days for business rules, ≥ 66 calendar days for technical specifications or Verizon/CLEC agreed upon timeframes	>= 45 calendar days or Verizon/CLEC agreed upon timeframes
Type 3 – Industry Standard	≥ 73 calendar days for business rules, ≥ 66 calendar days for technical specifications or Verizon/CLEC agreed upon timeframes	>= 45 calendar days or Verizon/CLEC agreed upon timeframes
Type 2 – Regulatory	Time periods established in Regulatory Order. If no time periods set, default to above time period.	Time periods established in Regulatory Order. If no time periods set, change notification and change confirmation is negotiated on an individual case basis through the Change Management Process.
Type 1 – Emergency Maintenance	Notification before implementation	N/A
Report Dimensions:		
Company: • CLEC Aggregate		Geography: Verizon East •
Products	Change Notification and Confirmation: • Type 1 – Emergency Maintenance, Type 2 Regulatory (combined), Type 3 – Industry Standard, Type 4 VZ originated, and Type 5 – CLEC originated (combined)	

⁷ Type one (1) change confirmation is not applicable.

Sub-Metrics		
PO-4-01	% Change Management Notices sent on Time	
Calculation	Numerator	Denominator
	Change Management Notifications sent within required time frames.	Total number of Change Management Notices sent.

Function:		
PO-5 Percent On Time Notice of Interface Outage		
Definition:		
<p>This metric measures the amount of time that elapses between VZ identification of a Verizon interface outage and VZ notification to CLECs that an outage exists. Notification is sent via electronic mail when a Verizon system outage occurs that prevents the CLECs from performing transactions for Pre-Ordering, Ordering, or Maintenance through any of the production interfaces and the outage affects more than one CLEC.</p> <p>Note: Notification of Network Outages (different than Interface Outages) are covered in the Network Performance section. Detailed information on network outages can also be found on the Verizon Partner Solutions website. For the purpose of this measure, scheduled interface downtime where CLECs were provided with advanced notification (> 24 hours) of the downtime in compliance with Verizon Change Management Guidelines is not considered an outage.</p>		
Exclusions:		
<ul style="list-style-type: none"> • Troubles reported by a CLEC that were not reported to Verizon's designated trouble reporting center, which is the PSCC. • Outages exclusively identified at month-end EnView reconciliation process. 		
Performance Standard:		
95%		
Report Dimensions:		
Company:	Geography:	
<ul style="list-style-type: none"> • CLEC Aggregate 	<ul style="list-style-type: none"> • Verizon East 	
Sub-Metrics		
PO-5-01	% On Time Notice of Interface Outage	
Calculation	Numerator	Denominator
	Number of outage notifications sent where the date and time of outage notification to CLECs minus date and time the interface outage was identified by VZ is less than or equal to 20 minutes.	Total number of interface outages.

Function:		
PO-6 Software Validation		
Definition:		
<p>This metric measures software validation for CLEC-affecting major releases where Verizon offers a test deck in the CLEC Test Environment (CTE). Verizon installs CLEC impacting major software releases three (3) times per year (usually during the months of February, June and October). Verizon tests the software release functionality by executing a test deck of transactions to validate that functionality in a software release works as designed. Each transaction in the test deck is assigned a weight factor, which is based on the weights that have been assigned to the metrics in any Performance Assurance Plan (PAP). Within the software validation metric, weight factors will be allocated among transaction types (e.g., <i>Pre-Order, Resale-Order, UNE-Order</i>) and then equally distributed across specific transactions within type. The initial array-of-weights for the transaction types are displayed in Appendix O. If test transactions are added to the test deck, the distribution of weights between transaction types will be retained, and then equally re-distributed across specific transactions within type. The allocation of weight factors among transaction types may be adjusted as part of the annual review process.</p> <p>Verizon will execute the test deck at the start of the Quality Assurance (QA) and at the completion of QA. Within one (1) business day, following a non-emergency software release to production as communicated through Change Management, Verizon will begin to execute the test deck in production using training mode. Upon completion of the test, Verizon will report the number of test deck transactions that were rejected or otherwise failed during execution of the test. Each failed transaction will be multiplied by the transaction's weight factor.</p> <p>A transaction is considered failed if the request cannot be submitted or processed, or results in incorrect or improperly formatted data.</p> <p>This software validation metric is defined as the ratio of the sum of the weights of failed transactions in production using training mode to the sum of the weights of all transactions in the test deck.</p> <p>For those months that Verizon executes the test deck, the observations column on the C2C report is populated with the most current LSOG version. The performance is populated with the score Verizon received based on the weights.</p> <p>For those months that Verizon does not execute the test deck, the C2C report is populated with the notation <i>R3</i> to indicate the test deck is executed three (3) times per year.</p>		
Exclusions:		
None.		
Performance Standard:		
PO-6-01: $\leq 5\%$		
Report Dimensions:		
Company:	Geography:	
<ul style="list-style-type: none"> CLEC Aggregate 	<ul style="list-style-type: none"> Verizon North: NY, CT, MA and RI [Combined] PA, DE & NJ: Verizon PA, DE, NJ [Combined] MD, DC & VA: Verizon MD, DC, VA [Combined] 	
Sub-Metrics:		
PO-6-01	Software Validation	
Calculation	Numerator	Denominator
	Sum of weights of failed transactions.	Sum of weights of all transactions in the test deck.

Function		
PO-7 Software Problem Resolution Timeliness		
Definition:		
<p>This metric measures Software Problem Resolution Timeliness. Verizon installs software CLEC-affecting releases three (3) times per year (usually during the months of February, June, and October). After each major CLEC-affecting software release, Verizon tracks the number of rejected Pre-Order and Order transactions reported to Partner Solutions Customer Care (PSCC) (those rejected transactions resulting from the test deck execution) and the time frame to resolve the problem. For the purposes of this metric, rejected transactions caused by Verizon code or documentation errors or omissions that result in Type 1 changes are production referrals.</p> <p>PO-7-01 is defined as the ratio of production referrals resolved within target response intervals to the total number of production referrals, during the 30 calendar days following a major CLEC-affecting software release.</p> <p>For sub-metrics PO-7-01 the C2C report is populated with data in the month <i>following</i> the software release (usually March, July and November). R3 is reported in all other months for PO-7-01 to indicate CLEC affecting software releases are installed three (3) times per year.</p> <p>Note: In the event any of the three major CLEC-affecting software releases are installed outside the usual schedule, the data will be populated in accordance with the rules documented above. For example, if the February release was installed in March PO-7-01 data would be populated in April.</p>		
Exclusions:		
Failed Pre-order and Order transactions reported to the PSCC after 6:00PM on Friday and before 9:00AM on Monday will be treated as though they were received at 9:00 AM Monday.		
Performance Standard		
PO-7-01: >= 95%		
Problem Resolution Timeliness Standard measured from time the trouble was reported to the PSCC (see Appendix O).		
Report Dimensions		
Company: <ul style="list-style-type: none"> CLEC Aggregate 	Geography: <ul style="list-style-type: none"> PO-7-01: <ul style="list-style-type: none"> Verizon East 	
Sub-Metrics		
PO-7-01	% Software Problem Resolution Timeliness	
Calculation	Numerator	Denominator
	Number of production referrals resolved within timeliness standard.	Total number production referrals.

Function:		
PO-8 Manual Loop Qualification		
Definition:		
The PO-8 Manual Loop Qualification metric measures the response time for the provision of Loop Qualification information required to provision more complex services (e.g. 2-Wire-xDSL), when such information is requested through an available interface.		
Exclusions:		
<ul style="list-style-type: none"> • Weekend and Holidays are excluded from the interval count. Refer to the URL matrix at the beginning of the C2C guidelines for the URL which contains the holiday schedule. • Digital Design Loops that require loop conditioning (HXMU code) • Test CLEC IDs <p>Note: Weekend hours are from 5:00PM Friday to 8:00AM Monday. Holiday Hours are from 5:00PM of the business day preceding the holiday to 8:00AM of the first business day following the holiday.</p>		
Performance Standard:		
PO-8-01: 95% within 48 Hours		
Report Dimensions:		
Company: <ul style="list-style-type: none"> • CLEC Aggregate 		Geography: State Specific
Sub-Metrics:		
PO-8-01 % On Time – Manual Loop Qualification		
Calculation	Numerator	Denominator
	Sum of manual loop qualification requests where the time from receipt of request for a manual loop qualification to the distribution of the loop qualification information is less than or equal to 48 hours.	Number of manual loop qualification transactions.

Section 2
Ordering Performance
(OR)

	Function	Number of Sub-metrics
OR-1	Order Confirmation Timeliness	6
OR-2	Reject Timeliness	4
OR-4		3
OR-5	Timeliness of Completion Notification	2
OR-6	Percent Flow-Through	3
	Order Accuracy	
OR-10	PON Notifier Exception Resolution Timeliness	2
OR-11	Timeliness of Provider Notification Report	1
OR-12*	% Accuracy White Pages Directory Listings	1
OR-13	% of Large Job Hot Cut Project Negotiations Completed	1

*OR-12 is applicable to Rhode Island only.

Function:**OR-1 Order Confirmation Timeliness****Definition:**

This metric measures Order Confirmation Timeliness.

Resale and UNE:

Order Confirmation Response Time: The amount of elapsed time (in hours and minutes) between receipt of a valid order request (VZ Ordering Interface) (or fax date and time stamp) and distribution of a Service Order confirmation. Rejected orders will have the clock re-started upon receipt of a valid order. **Note:** Orders are considered distributed at the time Verizon sends an order confirmation. If an order confirmation is resent, and the problem with sending the confirmation was within Verizon's systems, then the time stamp will be the last time stamp. If the order confirmation was resent because the problem is at the CLEC end (e.g. CLEC systems could not receive transactions), the time stamp is the first time the order confirmation was sent. For EDI/NetLink orders, the notifier is considered sent when it is time-stamped after EDI translation and encryption, immediately prior to transmission to the CLEC.

Partial migrations for less than six (6) lines – with accounts that include six (6) or more lines, that must be rearranged, will be treated as six (6) lines or greater.

Percent of Orders Confirmed On Time: The percentage of orders confirmed within the agreed upon timeframes as specified in the Performance Standards.

Physical Facility Checks – are completed on orders (submitted via LSR) with more than five (5) lines. **Note:** Effective October 2001, orders for UNE Specials DS0 EELs (Loop and Backbone) will change from the LSR format to the ASR format. The UNE DS0 EEL orders submitted via ASRs will still require physical facility checks on orders with more than five (5) lines. All other UNE Specials DS0 orders are still submitted using the LSR format.

Facility Checks ; Orders for UNE Specials DS1 and above are submitted via ASR. All of these ASR orders get facility checks through the REQNET system. Verizon does not require a facility check on ASR orders for specials if the order is for a disconnect.

Related PONs: When a CLEC designates RPONs, the FOC/LSC time-stamp used for receipt of all RPONs is the date/time the last RPON is received. The FOC/LSC returned date/time would be the actual returned date/time of each RPON.

Note: Effective October 2001, orders for UNE Specials DS0 EELs (Loop and Backbone) will be submitted via ASRs. All other UNE Specials DS0 orders are still submitted using the LSR format. UNE Specials DS0 EELs do not automatically require facility checks through REQNET. UNE Specials DS0 EELs will require facility checks if the order is for more than five (5) lines.

Trunks:

The amount of time in business days between receipt of a clean Access Service Request (ASR) and distribution of a Firm Order Confirmation (FOC). Measures Service Orders completed between the measured dates. **Note:** The received date is restarted for each SUPP.

Inbound Augment Trunks: For CLECs e-mailing a Trunk Group Service Request (TGSR), VZ will respond with an ASR, or provide a negative response requesting additional data if it believes traffic does not support the request. Orders for inbound trunks that are for a new trunk group, are in excess of 192 trunks or that require T-3 construction, performance will be captured in the > 192 category.

OR-1 Definition, continued

Notes:

- (1) Rejected Orders (orders that fail basic front-end edits) submitted via LSR are not placed in the NEWREC; therefore, they are not included in the calculation.
- (2) Verizon includes resent confirmations when the confirmation is sent due to Verizon error. The measurements are based on confirmed orders. Cancelled orders are also included.
- (3) If no order confirmation time exists due to a missing order confirmation, Verizon will use the completion notification time.
- (4) The Ordering sub-metrics data reported in the monthly C2C reports only include orders confirmed in the calendar month.
- (5) The Pre-Qualified Complex category includes 2-Wire Digital, and 2-Wire xDSL Loop, orders that were pre-qualified.
- (6) In the North states: ASR requests that have the RTR field populated with a code that indicates the CLEC requested that no confirmation/response be sent are not counted in the OR-1 confirmation timeliness metrics.
- (7) If the Specials product is not a DS0, DS1, or DS3, it is classified as Specials - Other and is reported under the product Specials (Non DS0, Non DS1 & Non DS3).
- (8) For OR-1-19, TGSRs received after 5 PM Eastern Time are counted as received the next business day
- (9) Flow Through Orders are received electronically through the ordering interface and are entered into SOP and confirmed with no manual intervention
- (10) Negative intervals for trunk service orders caused by clerical timestamp errors are excluded from OR-1.

Exclusions:

Resale and UNE:

VZ Test Orders⁸

- Weekend and holiday hours (other than flow-through):
 - Weekend hours are from 5:00PM Friday to 8:00AM Monday.
 - Holiday hours are from 5:00PM of the business day preceding the holiday to 8:00AM of the first business day following the holiday. These hours are excluded from the elapsed time when calculating the response times for non-flow-through requests.
- The following RTR exclusion applies to the Mid-Atlantic states:
 - ASR requests that have the RTR field populated with a code that indicates the CLEC requested that no confirmation/response be sent
- For OR-1-19 – Inbound Augment trunks not requested via e-mail TGSR
- Special Project PONs (if applicable) per the process documented in Appendix S.
- If a reject and a confirmation are sent on the exact same PON/Version, Verizon will not count the incorrect notifier.
- For OR-1-02: SOP scheduled downtime hours (flow-through).
Verizon SOP scheduled hours are as follows:

Verizon North

Monday through Friday 12:30AM to 11:30PM
Saturday 12:30AM to 7:30PM
Sunday 7:30 AM to 11:30PM.

NJ

Sunday, 7:00 AM to 11:30 PM
Monday-Friday, 1:35 AM to 11:30 PM
Saturday, 1:35 AM to 10:00 PM

PA, DE

SOP scheduled downtime hours

11:30 p.m. to 12:30 a.m. each night, and 7:30 p.m. Saturday to 7:30 a.m. Sunday

MD, DC, VA

SOP scheduled downtime hours

Monday 11:30 PM to Tuesday 4 AM
Tuesday 11:30 PM to Wednesday 4 AM
Wednesday 11:30 PM to Thursday 4 AM
Thursday 11:30 PM to Friday 4 AM
Friday 11:30 PM to Saturday 5 AM
Saturday 9 PM to Sunday 8 AM
Sunday 8 PM to Monday 4 AM

Exception: SOP downtime may be extended for significant SOP releases, (e.g. NPA splits). All downtime extensions will be communicated to CLECs in advance of the release through VZ Change Management Guidelines. For NY/NE, the 3rd Saturday of each month is a scheduled release. SOP will have a late start the following Sunday at 9:00 AM

⁸ VZ-Test Orders – see Glossary.

Report Dimensions:		
Company: <ul style="list-style-type: none"> CLEC Aggregate CLEC Specific 	Geography: <ul style="list-style-type: none"> State Specific 	
Performance Standard: OR-1 Order Confirmation Timeliness		
OR-1-02, 1-04, 1-06, 1-12, and OR-1-19: 95% On Time according to the schedule below: OR-1-13: 95%		
Resale:	UNE:	Interconnection Trunks (CLEC):
Electronically Submitted Orders: POTS/Pre-Qualified Complex: <ul style="list-style-type: none"> Flow-through orders: two (2) hours Orders with no facility check: 24 hours Orders with facility check: 72 hours Complex Services (requiring Manual Loop Qualification) <ul style="list-style-type: none"> 2-wire Digital Services: 72 hours Special Services: <ul style="list-style-type: none"> Orders with no facility check : 48 hours Order with facility check: 72 hours¹⁰ Faxed/Mailed Orders: Not available for Resale	Electronically Submitted Orders: POTS/Pre-Qualified Complex/LNP: <ul style="list-style-type: none"> Flow-Through Orders: two (2) hours Orders with no facility check: 24 hours Orders with facility check: 72 hours Complex Services (requiring Manual Loop Qualification) <ul style="list-style-type: none"> 2-Wire Digital Services: 72 hours 2-Wire xDSL Loops: 72 hours Special Services: <ul style="list-style-type: none"> Orders with no facility check: 48 hours Note: The 48 hour standard does not apply to UNE specials (UNE DS0 EELs > 6 lines, UNE DS1 and above) received via ASR. Orders with facility check: 72 hours (includes UNE Specials DS0 EELs > 6 lines, and UNE Specials DS1 and above) Faxed/Mailed Orders: Add 24 hours to intervals above. Fax/Mail is not available for LSR orders: (UNE POTS and Complex (2-Wire Digital, 2-Wire xDSL Loop)).	Electronically Submitted Orders: Firm Order Confirmation: <ul style="list-style-type: none"> ≤ 192 Trunks: 10 Business Days > 192 Trunks: Negotiated Process Design Layout Record <ul style="list-style-type: none"> ≤ 192 Trunks: 10 Business Days > 192 Trunks: Negotiated Process Verizon Inbound Augment Trunks: <ul style="list-style-type: none"> ≤ 192 Trunks accepted TGSRs: 10 Business Days ≤ 192 Trunks: denied responses for TGSRs received via e-mail: less than or equal to seven (7) business days. > 192 Trunks: Negotiated Process Faxed/Mailed Orders: Add 24 hours to intervals above

¹⁰ Also includes orders requiring facility verification as listed in the interval guides. Refer to the URL matrix at the beginning of the guidelines for the URL on specific products and intervals.

Sub-Metrics		
OR-1-02 % On Time LSRC – Flow-through		
Products	Resale: <ul style="list-style-type: none"> • POTS/Pre-qualified Complex 	UNE: <ul style="list-style-type: none"> • Loop/Pre-Qualified Complex/LNP
Calculation	Numerator	Denominator
	Number of electronic LSRCs sent where the confirmation date and time minus the submission date and time is less than or equal to two (2) hours for specified product.	Total number of flow-through LSRs confirmed for specified product.
OR-1-04 % On Time LSRC/ASRC - No Facility Check (Electronic – No Flow-through)		
Products	Resale: <ul style="list-style-type: none"> • POTS/Pre-Qualified Complex • 2-Wire Digital Services • Specials (Non DS0, Non DS1 & Non DS3) 	UNE: <ul style="list-style-type: none"> • Loop/Pre-Qualified Complex/LNP • 2-Wire Digital Services • 2-Wire xDSL Loops • Specials DS0
Calculation	Numerator	Denominator
	Number of electronic LSRCs/ASRCs not requiring a facility check, sent where confirmation date and time minus submission date and time is less than or equal to the standard for specified product.	Total number of electronic LSRs/ASRs not requiring a facility check confirmed for specified product.

Sub-Metrics OR-1 Order Confirmation Timeliness (continued)		
OR-1-06 % On Time LSRC/ASRC – Facility Check (Electronic – No Flow-through)		
Products	Resale: <ul style="list-style-type: none"> • POTS/Pre-qualified Complex • 2-Wire Digital Services • Specials (Non DS0, Non DS1 & Non DS3) 	UNE: <ul style="list-style-type: none"> • Loop/Pre-Qualified Complex/LNP • 2-Wire Digital Services • Specials DS1 • Specials DS3
Calculation	Numerator	Denominator
	Number of electronic LSRCs/ASRCs requiring a facility check, sent where confirmation date and time minus submission date and time is less than or equal to the standard for specified product.	Total number of electronic LSRCs/ASRCs requiring a facility check, confirmed for specified product.
OR-1-12 % On Time FOC⁹		
Products	Trunks: <ul style="list-style-type: none"> • Interconnection Trunks (CLEC) (\leq 192 Forecasted Trunks) • Interconnection Trunks (CLEC) ($>$ 192 and Unforecasted Trunks and Projects) 	
Calculation	Numerator	Denominator
	Number of orders confirmed within the specified interval for the product type.	Number of orders received (electronically and faxed) confirmed by product type.
OR-1-13 % On Time Design Layout Record (DLR)		
Products	Trunks: <ul style="list-style-type: none"> • Interconnection Trunks (CLEC) 	
Calculation	Numerator	Denominator
	Number of DLRs completed on or before DLRD date in TIRKS.	Number of DLRs completed.
OR-1-19 % On Time Response - Request for Inbound Augment Trunks		
Note: This metric is a combined measure including both; denied TGSRs that have a seven (7)-day performance standard, and accepted TGSRs that have a 10-day performance standard.		
Products	<ul style="list-style-type: none"> • Verizon Inbound Augment Trunks (\leq 192 Trunks) • Verizon Inbound Augment Trunks ($>$192 Trunks) 	
Calculation	Numerator	Denominator
	Number of requests for Inbound Augment Trunks with responses sent within the specified interval for product type.	Number of requests for Inbound Augment Trunks requested on a TGSR received via e-mail.

⁹ For OR-1-12, Verizon measures the confirmation on the last ASR PON version received

Function:**OR-2 Reject Timeliness****Definition:**

This metric measures Reject Timeliness.

Reject Response Time: The amount of elapsed time (in hours and minutes) between receipt of an order request and distribution of a Service Order reject, both based on Ordering Interface System (Request Manager) or Fax date and time stamp. **Note:** Orders are considered distributed at the time Verizon sends an order reject/query. If an order reject/query is resent, and the problem with sending the reject/query was within Verizon's systems, then the time stamp will be the last time stamp. If the order reject/query was resent because the problem is at the CLEC end (e.g. CLEC systems could not receive transactions), the time stamp is the first time the order reject/query was sent. For EDI/NetLink orders, the notifier is considered sent when it is time-stamped after EDI translation and encryption, immediately prior to transmission to the CLEC.

Percent of Orders Rejected On Time:

The percentage of orders rejected within the agreed-upon timeframes as specified in the Performance Standards.

Related PONs: When a CLEC designates RPONs, the FOC/LSRC time-stamp used for receipt of all RPONs is the date/time the last RPON is received. The reject/query returned date/time would be the actual returned date/time of each RPON.

Notes:

- (1) Rejected Orders (Orders failing basic front-end edits) submitted via LSR are not placed in the NEWREC; therefore, they are not included in the calculation.
- (2) Measurements are based on rejected orders.
- (3) For LSRs and non-trunk ASRs, all rejects are counted. For trunk ASRs, rejects are not counted for cancelled ASRs.
- (4) The Ordering sub-metrics data reported in the monthly C2C reports only include confirmed rejects in the calendar month.
- (5) The Pre-Qualified Complex category includes 2-Wire Digital, and 2-Wire xDSL Loop orders that were pre-qualified.
- (6) If the Specials product is not a DS0, DS1, or DS3, it is classified as Specials - Other and is reported under the product Specials (Non DS0, Non DS1 & Non DS3).
- (7) For OR-2, Flow Through Orders are received electronically through the ordering interface and are rejected or queried back with no manual intervention.

Exclusions:

- VZ Test Orders
- Duplicate Rejects – Rejects issued against a unique PON (PON + Version Number + CLEC ID), identical and subsequent to the first reject.
- Any reject/query that occurs on an ASR that has the RTR field populated with a code that indicates the CLEC did not require a response (and the first notification for the ASR would have been a confirmation).
- Special Project PONs (if applicable) per the process documented in Appendix S.
- Weekend and Holiday Hours (other than flow-through):
 - Weekend Hours are from 5:00PM Friday to 8:00AM Monday.
 - Holiday Hours are from 5:00PM of the business day preceding the holiday to 8:00AM of the first business day following the holiday. These hours are excluded from the elapsed time when calculating the response times for non flow-through requests.
- If a reject and a confirmation are sent on the exact same PON/Version, Verizon will not count the incorrect notifier.

OR-2 Exclusions, continued:

- For OR-2-02: SOP scheduled downtime hours (Flow-through).
Verizon SOP Scheduled hours are as follows:

Verizon North

Monday through Friday 12:30AM to 11:30PM
Saturday 12:30AM to 7:30PM
Sunday 7:30 AM to 11:30PM.

NJ

Sunday, 7:00 AM to 11:30 PM
Monday-Friday, 1:35 AM to 11:30 PM
Saturday, 1:35 AM to 10:00 PM

PA, DE

SOP scheduled downtime hours

11:30 PM to 12:30 AM each night, and 7:30 PM Saturday to 7:30 AM Sunday

MD, DC, VA

SOP scheduled downtime hours

Monday 11:30 PM to Tuesday 4:00 AM
Tuesday 11:30 PM to Wednesday 4:00 AM
Wednesday 11:30 PM to Thursday 4:00 AM
Thursday 11:30 PM to Friday 4:00 AM
Friday 11:30 PM to Saturday 5:00 AM
Saturday 9 PM to Sunday 8:00 AM
Sunday 8 PM to Monday 4:00 AM

Exception: SOP downtime may be extended for significant SOP releases, (e.g. NPA splits). All extensions will be communicated to CLECs in advance of the release through VZ Change Management Guidelines. For NY/NE, the 3rd Saturday of each month is a scheduled release. SOP will have a late start the following Sunday at 9:00 AM

Report Dimensions

Company:

- CLEC Aggregate
- CLEC Specific

Geography:

- State Specific

Performance Standard – Reject Timeliness		
OR-2-02, 2-04, 2-06, and 2-12: 95% On Time According to schedule below:		
Resale:	UNE:	Interconnection Trunks (CLEC):
Electronically Submitted Orders: POTS/Pre-Qualified Complex: <ul style="list-style-type: none"> Flow-Through Orders: two (2) hours Orders with no facility check: 24 hours Orders with facility check: 72 hours Complex Services (2- Wire Digital Services ISDN): <ul style="list-style-type: none"> Orders: 72 hours Special Services: ¹⁰ <ul style="list-style-type: none"> Orders with no facility check: 48 hours Orders with facility check: 72 hours Faxed/Mailed Orders: Not available for Resale	Electronically Submitted Orders: POTS/Pre-Qualified Complex/LNP: <ul style="list-style-type: none"> Flow-Through Orders: two (2) hours Orders with no facility check: 24 hours Orders with facility check: 72 hours Complex Services (requiring Manual Loop Qualification) : <ul style="list-style-type: none"> 2-Wire Digital Services 72 hours 2-Wire xDSL Loop: 72 hours Special Services: ¹¹ <ul style="list-style-type: none"> Orders with no facility check: 48 hours Note: The 48 hour standard does not apply to UNE Specials (DS0 EELs > 6 lines, DS1 and above) received via ASR. Orders with facility check: 72 hours (includes UNE DS0 EELs > 6 lines and UNE DS1s and above) Faxed/Mailed Orders: Add 24 hours to intervals above. Fax/Mail is not available for LSRs: UNE POTS and Complex (2-Wire Digital, 2-Wire xDSL Loop).	Electronically Submitted Orders: <ul style="list-style-type: none"> ≤ 192 Trunks: less than or equal to seven (7) Business Days > 192 Trunks: Negotiated Process Faxed/Mailed Orders: Add 24 hours to intervals above

¹⁰ Also includes orders requiring facility verification as listed in the interval guides. Refer to the URL matrix at the beginning of the guidelines for the URL on specific products and intervals.

¹¹ Also includes orders requiring facility verification as listed in the interval guides. Refer to the URL matrix at the beginning of the guidelines for the URL on specific products and intervals.

Sub-Metrics - OR-2 Reject Timeliness		
OR-2-02 % On Time LSR Reject (Flow-through)		
Products	Resale: <ul style="list-style-type: none"> • POTS/Pre-qualified Complex 	UNE: <ul style="list-style-type: none"> • Loop/Pre-Qualified Complex/LNP
Calculation	Numerator	Denominator
	Number of electronic rejects sent where the reject date and time minus the submission date and time is less than or equal to two (2) hours for specified product.	Total number of flow-through LSRs rejected for specified product.
OR-2-04 % On Time LSR/ASR Reject - No Facility Check (Electronic – No Flow-through)		
Products	Resale: <ul style="list-style-type: none"> • POTS/Pre-qualified Complex • 2-Wire Digital Services • Specials 	UNE: <ul style="list-style-type: none"> • Loop/Pre-Qualified Complex/LNP • 2-Wire Digital Services • 2-Wire xDSL Loops • Specials
Calculation	Numerator	Denominator
	Number of electronic rejects sent where the reject date and time minus the submission date and time is within the standard for orders not requiring a facility check for the specified product.	Total number of electronically submitted LSRs/ASRs, not requiring a facility check rejected for specified product.
OR-2-06 % On Time LSR/ASR Reject - Facility Check (Electronic – No Flow-through)		
Products	Resale: <ul style="list-style-type: none"> • POTS/Pre-qualified Complex • 2-Wire Digital Services • Specials 	UNE: <ul style="list-style-type: none"> • Loop/Pre-Qualified Complex/LNP • 2-Wire Digital Services • Specials
Calculation	Numerator	Denominator
	Number of electronic rejects sent where reject date and time minus the submission date and time is within the standard for orders requiring a facility check for the specified product.	Total number of LSRs/ASRs electronically submitted requiring a facility check rejected for specified product.
OR-2-12 % On Time Trunk ASR Reject		
Products	Trunks: <ul style="list-style-type: none"> • Interconnection Trunks (CLEC) (\leq 192 Forecasted Trunks) • Interconnection Trunks (CLEC) ($>$ 192 and Unforecasted Trunks and Projects) 	
Calculation	Numerator	Denominator
	Number of rejected trunk orders that meet reject trunk standard (less than or equal to seven (7) business days).	Number of rejected trunk orders for less than or equal to 192 trunks.

Function:		
OR-4 Timeliness of Completion Notification		
Definition:		
Refer to the <i>Definition</i> listed next to each OR-4 sub-metric (OR-4-11, OR-4-16, and OR-4-17) for a description of the measurement included in the sub-metrics. If the Provisioning Completion Notifier / Billing Completion Notifier (PCN/BCN) is resent because the problem is at the CLEC end (e.g. CLEC systems could not receive transactions), the time stamp is the first time the PCN/BCN was sent.		
Exclusions:		
<ul style="list-style-type: none"> • Verizon Test Orders • Orders not received through the Verizon NetLink EDI system. This includes orders transmitted manually, and orders submitted through the WEB GUI (LSI/W) • Special Project PONs (if applicable) per the process documented in Appendix S. • Sub-metric OR-4-11 <i>only</i> includes the following additional exclusion: Any product that is not designed to generate a PCN and a BCN. 		
Performance Standard:		
Metric OR-4-11: 0.25% of PONs that received neither a PCN nor a BCN within two (2) business days from the SOP posting of the provisioning of the last service order associated with a specific PON. Metric OR-4-16: 95% of PCNs sent within one (1) business day. Metric OR-4-17: 95.5% of BCNs sent within: Two (2) business days for EDI BCNs on order(s) not in bill cycle hold Four (4) business days for EDI BCNs on order(s) in bill cycle hold		
Report Dimensions:		
Company:	Geography:	
<ul style="list-style-type: none"> • CLEC Aggregate • CLEC Specific 	<ul style="list-style-type: none"> • State Specific 	
Sub-Metrics: Timeliness of Completion Notification		
OR-4-11 % Completed orders with neither a PCN nor BCN sent		
Description	The percent of EDI PONs for which the last service order has been <i>provisioning completed</i> in the Verizon Service Order Processing (SOP) system. The elapsed time begins with the Provisioning completion in SOP of the last service order associated with a specific PON. The PCN and the BCN are considered sent when the Verizon Netlink system initiates the send of the completed notifier to the CLEC. The notifier is considered sent when it is time-stamped after EDI translation and encryption, immediately prior to transmission to the CLEC. If no PCN and no BCN have been sent in two (2) business days after <i>provisioning completion</i> , the order will be captured here in this measure.	
Products	CLEC Aggregate: <ul style="list-style-type: none"> • EDI 	
Calculation	Numerator	Denominator
	Number of EDI PONs completed that have produced neither a PCN nor a BCN within two (2) business days after the last service order has been updated as <i>provisioning completed</i> in SOP.	Total number of EDI PONs for which the last service order has been updated as <i>provisioning completed</i> in SOP in a month.

Sub-Metrics Timeliness of Completion Notification, continued		
OR-4-16 % Provisioning Completion Notifiers sent within one (1) Business Day		
Description	The percent of EDI Provisioning Completion Notifiers (PCNs) sent within one business day of work order completion (WFA completion date) in the Verizon Service Order Processing (SOP) system. The elapsed time begins with the Provisioning work completion (in WFA as noted in the Verizon SOP system) of the last service order associated with a specific PON. The PCN is considered sent when the Verizon Netlink system initiates the send of the completed notifier to the CLEC. The notifier is considered sent when it is time-stamped after EDI translation and encryption, immediately prior to the transmission to the CLEC. The PCNs shall be considered to be timely if Verizon provides them within one business day of the Work Order Completion (WFA completion date) in SOP.	
Products	CLEC Aggregate: <ul style="list-style-type: none"> • EDI 	
Calculation	Numerator	Denominator
	Number of EDI PONs completed that produce a PCN within one (1) business day after Work Completion in WFA.	Total number of EDI PONs for which the last service order has been updated as <i>provisioning completed</i> in the Service Order Processor (SOP) in a month.
OR-4-17 % Billing Completion Notifiers sent on time		
Description	The percent of EDI Billing Completion Notifiers (BCNs) sent within the following intervals: <ul style="list-style-type: none"> • For EDI BCNs on order(s) not in bill cycle hold: Two (2) business days from the provisioning order completion in the Verizon SOP system. • For EDI BCNs on order(s) in bill cycle hold: Four (4) business days from the provisioning order completion in the Verizon SOP system. <p>The elapsed time begins with the completion in the Verizon SOP system of the last service order associated with (provisioning) a specific PON. The BCN is considered sent when the Verizon Netlink system initiates the send of the completed notifier to the CLEC. The notifier is considered sent when it is time-stamped after EDI translation and encryption, immediately prior to transmission to the CLECs. The BCNs shall be considered to be timely if Verizon provides them within the intervals specified above.</p>	
Products	CLEC Aggregate: <ul style="list-style-type: none"> • EDI 	
Calculation	Numerator	Denominator
	Number of EDI PONs completed that produce a BCN within the specified intervals after SOP provisioning completion update.	Total number of EDI PONs for which the last service order has been updated as <i>provisioning completed</i> in the Service Order Processor (SOP) in a month.

Function:		
OR-5 Percent Flow-Through		
Definition:		
<p>This metric measures the percent of valid orders (submitted via LSR in the report month) received through the electronic ordering interface (example includes: Request Manager) that processed directly through to the legacy Service Order Processor system (SOP) and were confirmed without manual intervention. These confirmations require no action by a Verizon service representative to input an order into SOP. This is also known as Ordering flow-through.</p> <p>% Flow-through Achieved: Percent of valid orders received through the electronic ordering interface (Request Manager) that are designed to flow-through and actually flow-through, but excluding those orders that do not flow-through due to CLEC errors.</p> <p>Appendix H contains a summary of order types that flow-through for VZ and CLECs. Orders designed to flow-through may also fall-out for both VZ and CLECs. Non-flow-throughs include orders that require manual intervention to ensure that the correct action is taken.</p> <p>Note: Rejected Orders (orders failing basic front-end edits) submitted via LSR are not considered to be a valid confirmed order, and therefore are not included in the calculation. ASRs do not flow-through by design, and are not included in the OR-5 metric.</p>		
Exclusions:		
<ul style="list-style-type: none"> • VZ Test Orders • Special Project PONs (if applicable) per the process documented in Appendix S. <p>From Achieved Flow-through:</p> <ul style="list-style-type: none"> • Orders not eligible to flow-through <ul style="list-style-type: none"> Note: Order types that are designed to flow-through are specified in the scenarios documented in Appendix H. • Orders with CLEC input errors in violation of published business rules 		
Performance Standard:		
OR-5-01: No standard		
OR-5-03: 95%		
Report Dimensions:		
Company:		Geography:
<ul style="list-style-type: none"> • CLEC Aggregate 		<ul style="list-style-type: none"> • State Specific
Sub-Metrics:		
OR-5-01 % Flow-through – Total		
Products	Resale	<ul style="list-style-type: none"> • UNE POTS Loop • UNE POTS Other
Calculation	Numerator	Denominator
	Sum of all orders that flow-through for specified product.	Total number of LSR records (confirmed orders) for specified product.
OR-5-03 % Flow-through Achieved		
Products	Resale	<ul style="list-style-type: none"> • UNE POTS Loop • UNE POTS Other
Calculation	Numerator	Denominator
	Number of orders that flow-through for specified product.	Number of confirmed flow-through eligible orders.

Function:	OR-6 Order Accuracy
Definition:	This metric measures the percent of orders completed as ordered by the CLEC. Two (2) dimensions are measured. The first is a measure of order confirmations sent from Verizon to the CLEC with error. The second measure is focused on the percent of fields populated correctly on the Verizon order.
Methodology:	<p>For sub-metric OR-6-01, VZ uses a manual audit process of sampled orders. A random sample of approximately 300 orders for Resale and UNE Loop/Complex/LNP each month, (15 orders randomly sampled each business day) are pulled from Request Manager (for Order Accuracy). VZ compares required fields on the latest version of the LSR to the completed Verizon Service Order(s)¹². Refer to Appendix M for a list of fields reviewed by Verizon.</p> <p>Samples are identified using random number generation from Verizon's Wholesale Ordering systems.</p> <p>For sub-metric OR-6-03, the measure is a percentage of all confirmations sent due to Verizon error against the total number of confirmations sent in the reporting month.</p> <p>The OR-6-04 sub-metric is reported in the following states only: DC, MD, RI and VA.</p>
Exclusions:	<ul style="list-style-type: none"> • Orders entered by the CLEC that flow-through.
Performance Standard:	<p>OR-6-01: 95% orders without Verizon errors.</p> <p>OR-6-03: not more than 5% of LSRCs resent due to Verizon error.</p> <p>OR-6-04: The state specific standards for sub-metric OR-6-04 are as follows: VA: 98%. DC & RI: 95% MD: September 2004 through August 2005: 97% MD: September 2005: 98%</p>

¹² For the due date field, Verizon compares the Local Service Request Confirmation (LSRC) to the completed Verizon service order(s).

Report Dimensions		
Company: <ul style="list-style-type: none"> CLEC Aggregate 		Geography: <p>OR-6-01:</p> <ul style="list-style-type: none"> Verizon North: NY, CT, MA and RI PA, DE: PA/DE [Combined] NJ: State Specific MD, DC, VA: MD, DC, VA [Combined] <p>OR-6-03: State Specific</p> <p>OR-6-04:</p> <ul style="list-style-type: none"> MD, DC, VA, RI: State Specific <p>Note 1: OR-6-03 is reported at a state specific level for both Resale and UNE</p>
Sub-Metrics		
OR-6-01	% Service Order Accuracy	
Products	<ul style="list-style-type: none"> Resale and UNE Loop/Complex/LNP (combined) 	
Calculation	Numerator	Denominator
	Number of orders sampled minus orders with errors for specified product.	Number of orders sampled for specified product.
OR-6-03	% Accuracy – LSRC	
Products	Resale	UNE: <ul style="list-style-type: none"> Loop/Complex/LNP
Calculation	Numerator	Denominator
	Number of LSRCs resent due to error.	Number of LSRCs.

OR-6-04 % Accuracy – Directory Listing¹³		
Definition	A statistically valid random sample of approximately 400 Directory Listing Orders (20 orders randomly sampled each business day) per product are pulled from Request Manager.	
Products	MD & VA: <ul style="list-style-type: none"> • Standalone Directory Listings¹⁴ • Other Directory Listing Orders (orders other than stand-alone directory listing orders) DC & RI: <ul style="list-style-type: none"> • All orders with Directory Listing Modifications 	
Calculation	Numerator	Denominator
	Number of orders sampled for Directory Listings minus orders with errors.	Number of Directory Listing orders sampled.

¹³ Refer to a list of the fields that are reviewed for the Directory Listing measurement is set out in Appendix M.

¹⁴ Stand-alone Directory Listing Orders are orders that are issued by a CLEC for directory listings only and that do not include a request with regard to other services. Verizon will begin to report the separate measurement for Stand-alone Directory Listing Orders when Verizon has deployed the ability to perform this measurement on a mechanized basis. Prior to the time that Verizon begins to report the separate measurement for Stand-alone Directory Listing Orders, Verizon will include Stand-alone Directory Listing Orders in its measurement of Other Directory Listing Orders.

Function:**OR-10 PON Notifier Exception Resolution Timeliness****Definition:**

The OR-10 sub-metrics measure the percent of Netlink EDI PON Notifier Exceptions resolved within three (3) business days and ten (10) business days from the day of receipt of the completed PON Notifier Exception trouble ticket template with the PONs in question enumerated with the appropriate identification.

The elapsed time begins with receipt at the Verizon Wholesale Customer Care Center of a completed PON Notifier Exception trouble ticket template with the PONs in question enumerated with the appropriate identification for EDI notifiers (i.e., order acknowledgement (ACK), order confirmation (LSC), provisioning completion (PCN), or billing completion (BCN) notices).

PON Notifier Exceptions received after 5:00PM will be considered received the next business day.

The PON Notifier Exception is considered resolved when Verizon has either:

1. Sent or resent the requested notifier or higher notifier. If the notifier cannot be resent due to CLEC system availability or capacity, then the PON Notifier Exception shall be considered resolved when the resend was attempted as demonstrated in Verizon's log files (copies of these files will be available to CLECs on request).
2. Requested the CLEC to resubmit the PON if no Verizon notifiers have been generated.
3. Completed the investigation showing that the next action is a CLEC action and that the CLEC has been sent or resent the notifier for the action required (E.g. Query, Jeopardy), or Status File for Duplicate, earlier or later version of PON has been worked, PON previously cancelled, invalid PON number.
4. Completed work that will allow the PON to proceed to the next step in the business process, and sent the appropriate notifier to the CLEC.
5. Notified the CLEC that the Confirmed Due Date plus the notifier production interval has not yet passed for requested PON Notifier (PCNs, and BCNs) and provided the current work status of the PON (i.e. Provisioning Completed, Notifier not yet produced). For PCNs and BCNs, Trouble Tickets are not to be initiated prior to or on the Confirmed Due Date; any Trouble Ticket initiated prior to the Confirmed Due Date is automatically considered resolved when the CLEC is provided with electronic notification that the initiation date is prior to the Confirmed Due Date.

CLEC notification for items 2, 3, 4, and 5, will be accomplished via a daily file sent from Verizon to the individual CLEC. This notification file will be sent every day by 5:00PM. For the purposes of this metric the PON Notifier Exception(s) trouble ticket templates for Acknowledgements must be submitted within five (5) business days of the PON sent date. PON Notifier Exceptions for confirmations must be reported within 30 business days of the PON sent date. PON Notifier Exceptions for PCNs, and BCNs must be reported to Verizon within 30 business days of the PON Confirmed Due Date.

Exclusions:		
<ul style="list-style-type: none"> • Non NetLink EDI PON Exception Notifier Trouble Tickets. • Any request for Notifier for orders due/complete more than 30 business days old. • Orders for Products/Services that are not designed to produce the requested notifier (e.g. LIDB). 		
Performance Standard:		
OR-10-01: 95% resolved within three (3) business days.		
OR-10-02: 99% resolved within ten (10) business days.		
Report Dimensions		
Company:	Geography:	
<ul style="list-style-type: none"> • CLEC Aggregate • CLEC Specific 	<ul style="list-style-type: none"> • State Specific 	
These sub-metrics are reported at a state specific level.		
Sub-Metrics		
OR-10-01	% of PON Exceptions Resolved Within Three (3) Business Days	
Products for OR-10-01 and OR-10-02	All combined	
Calculation	Numerator	Denominator
	Number of PON Notifier Exceptions resolved within three (3) business days.	Total number of PON Notifier Exceptions resolved in Partner Solutions Customer Care (PSCC) in the reporting month less resolved PON Notifier Exceptions that were included as unresolved PON Notifier Exceptions in the previous month's denominator for metric OR-10-02.
OR-10-02	% of PON Exceptions Resolved Within ten (10) Business Days	
Calculation	Numerator	Denominator
	Number of PON Notifier Exceptions resolved within ten (10) business days.	Total Number of PON Notifier Exceptions resolved in Partner Solutions Customer Care (PSCC) in the reporting month plus unresolved PON Notifier Exceptions greater than ten (10) business days.

Function:		
OR-11 Timeliness of Provider Notification Report		
Definition:		
<p>The number of transmission days from the effective date of the line loss to the date that the notification information is made available to the CLEC on the Provider Notification (PN) Report. Measured in percentage of notification records transmitted within the time standard, this measurement indicates whether the CLEC was promptly notified that a customer migrated to another provider. The interval measured starts with the SOP update that the physical/provisioning migration to the gaining carrier has been completed and ends when a loss notification is transmitted to the losing CLEC. PN Reports will be provided to CLECs each transmission day by one of the three alternatives specified below. The PN process starts with collection of the previous calendar day's completed service orders with disconnect activity from the SOP. Information is then held from two (2) to five (5) days for a matching order with new connect activity prior to being included in a PN Report. Non-transmission day and holiday PN is reported on the next transmission day. PN for CLECs is reported at the same time as Verizon's. Orders with disconnect activity held greater than five (5) days are moved to the Provider Notification report.</p> <p>Note: Verizon offers its CLEC customers the option of receiving PN Reports through the Network Data Mover (NDM) /Connect Direct, EDI, and Customer Wholesale Portal (CWP) processes. The time of report delivery will be defined as:</p> <ul style="list-style-type: none"> • For the NDM and EDI processes, the delivery time will be considered to be the date/time stamp in the message header. This date/time stamp represents Verizon's first attempt to send the report to the CLEC. • For CWP, the delivery time will be considered to be the create time shown in the file directory. 		
Exclusions		
<ul style="list-style-type: none"> • Verizon Test Orders 		
Formula:		
(Total loss records in "y" transmission days divided by the total records on file) multiplied by 100		
Performance Standard		
OR-11-01: 95% in two (2) Calendar Days		
Report Dimensions		
Company:	Geography:	
<ul style="list-style-type: none"> • CLEC Aggregate • CLEC Specific 	<ul style="list-style-type: none"> • State Specific 	
Sub-Metrics		
OR-11-01	% Resale Provider Notifications in Days	
Products	<ul style="list-style-type: none"> • Resale 	
Calculation	Numerator	Denominator
	Number of loss notices sent on daily PN reports processed during month, where the difference between the Effective Date and the report date is equal to or less than two (2) calendar days.	Number of Loss Records on PN Reports transmitted during the month.

Function:					
OR-12 % Accuracy White Pages Directory Listings (Applicable to RI only)					
Definition:					
<p>This metric measures the accurate provisioning of LSR and DL orders (LSR/DL) that result in the update of Directory Listings in the Verizon White Pages. Changes to the White Pages Directory Listings that were not authorized by a LSR/DL are also measured and counted as errors. The measurement is based on CLEC Directory Listings without CLEC reported errors as a percent of CLEC Directory Listings.</p> <p>"Directory Listing" means a CLEC customer's name, address and telephone number.</p> <p>"Error" means: the omission from the directory of a Directory Listing that the CLEC requested be included in the directory; the inclusion in the directory of a Directory Listing that the CLEC requested be excluded from the directory; incorrect telephone number; incorrect address; or, incorrect name. "Errors" include only errors that are attributable to Verizon and that are reported by a CLEC to Verizon's applicable Directory Listing error reporting interface, along with a copy of the applicable LSR/DL.¹⁵ "Errors" do not include any Directory Listing that was provisioned in accordance with the applicable LSR or DL.</p> <p>The data included each month are for directories published in the third calendar month prior to the current data month. CLECs have at least three months after book publishing to report errors for inclusion in this metric.¹⁶</p>					
Exclusions:					
<ul style="list-style-type: none"> • VZ Test Orders • Directory Listing errors that were in the previous published directory and for which the CLEC did not submit a correcting LSR/DL after the publication of the previous published directory. • Directory Listing errors that were incorrect on the LVR and not reported by the CLEC to Verizon for correction by the close out date for the Directory. 					
Performance Standard:					
OR-12-01: 97% Accuracy					
Report Dimensions					
Company:	Geography:				
<ul style="list-style-type: none"> • CLEC Aggregate on a per directory basis 	<ul style="list-style-type: none"> • State Specific 				
Sub-Metrics					
OR-12-01	% Accuracy White Pages Directory Listings				
Products	ALL				
Calculation	<table border="1"> <thead> <tr> <th>Numerator</th> <th>Denominator</th> </tr> </thead> <tbody> <tr> <td>Number of Published Directory Listings in White Pages plus CLEC reported Directory Listings omitted in error plus Non-Published Directory Listings, minus number of Directory Listings with CLEC reported Verizon errors.</td> <td>Number of Published Directory Listings in White Pages plus CLEC reported Directory Listings omitted in error plus Non-Published Directory Listings.</td> </tr> </tbody> </table>	Numerator	Denominator	Number of Published Directory Listings in White Pages plus CLEC reported Directory Listings omitted in error plus Non-Published Directory Listings, minus number of Directory Listings with CLEC reported Verizon errors.	Number of Published Directory Listings in White Pages plus CLEC reported Directory Listings omitted in error plus Non-Published Directory Listings.
Numerator	Denominator				
Number of Published Directory Listings in White Pages plus CLEC reported Directory Listings omitted in error plus Non-Published Directory Listings, minus number of Directory Listings with CLEC reported Verizon errors.	Number of Published Directory Listings in White Pages plus CLEC reported Directory Listings omitted in error plus Non-Published Directory Listings.				

Note: OR-12-01 is a tracking metric for a trial period after which it will be evaluated to determine if it captures both the appropriate performance and measures it meaningfully.

¹⁵ If a listing changed from the prior directory and should not have changed (for example, there was no LSR/DL activity), then the prior directory would be referenced.

¹⁶ For example, all directories published in June could have errors reported in June, July, August and September and the % accuracy for the directories published in June would be reported in the report for the September data month.

Function:		
OR-13 % of Large Job Hot Cut Project Negotiations Completed		
Definition:		
<p>This sub-metric measures the time between a request for a Large Job and a Verizon response with a proposed schedule. The proposed schedule includes the count of lines by wire center by due date. The CLEC request will contain three elements:</p> <ul style="list-style-type: none"> • the Central Office(s) of the Hot Cuts, • the number of lines to be cut, • and the requested date and start time of the cut. <p>Verizon is required to respond by 5:00PM on the fourth business day after receipt of the CLEC request.</p>		
Exclusions:		
<ul style="list-style-type: none"> • VZ Test Orders • Verizon Administrative orders • For Verizon North only: Additional segments on orders (parts of a whole order are included in the whole) <p>Negotiations that are not complete. (Negotiations are included in the month that they are complete)</p>		
Performance Standard:		
OR-13-01: 98% within four business days		
Report Dimensions		
Company: <ul style="list-style-type: none"> • CLEC Aggregate • CLEC Specific 		Geography: <ul style="list-style-type: none"> • State Specific
Sub-Metrics		
OR-13-01 % of Large Job Hot Cut Project Negotiations Completed		
Products	UNE: <ul style="list-style-type: none"> • Loop- Large Job Hot Cut 	
Calculation	Numerator	Denominator
	Number of negotiations completed within four (4) business days from receipt of request with a date and time stamp.	Number of requests sent for negotiation request.

Section 3

Provisioning Performance

(PR)

	Function	Number of Sub-metrics
PR-1	Average Interval Offered	7
PR-3	Completed within Specified Number of Days (1-5 Lines)	9
PR-4	Missed Appointments	8
PR-5	Facility Missed Orders	2
PR-6	Installation Quality	3
PR-8	Percent Open Orders in a Hold Status	1
PR-9	Hot Cut Performance	3

Function:**PR-1 Average Interval Offered****Definition:**

This metric measures the average interval offered for completed and cancelled orders. The PR-1 sub-metric calculations for the report month include Orders that are complete in the billing system. (Orders that are not billing completed in the report month are not included in PR-1 calculations). For **POTS and Specials**, the Average Interval Offered is also known as the Average Appointed Interval. The average number of business days between order application date and committed due date (appointment date). The application date is the date that a valid service request is received. **Note:** Orders received after 5:00PM are counted as received the next business day.

Complex Orders include:

- 2-Wire Digital Services (ISDN)
- 2-Wire xDSL Loops for UNE.

Specials Orders include: All Designed circuits which include (but are not limited to) such services as high capacity services (DS1 or DS3), primary rate ISDN, 4-Wire xDSL services, digital services, and private lines or foreign served services (a line physically in one exchange, served by another through a circuit). EEL and IOF are reported separately from Specials in sub-metric PR-1-09.

Trunks: The amount of time in business days between receipt of a clean ASR (received date restarted for each SUPP) and DD committed to from FOC. Measures service orders completed between the measured dates.

Notes:

- (1) The offered intervals for cancelled orders are counted in the month during which the cancellation occurs.
- (2) Sub-metrics reported according to line size groupings will be based on the total lines in the orders.

Exclusions:

- VZ Test Orders.
- Orders with the X appointment code. The X appointment code is used for customer requested or negotiated intervals beyond the standard appointment interval.
- Verizon Administrative orders.
- Orders with invalid intervals (e.g. *Negative intervals or intervals over 200 business days – indicative of typographical error*).
- For Verizon North only: Additional segments (pages or sections on individual orders) on orders (parts of a whole order are included in the whole).
- Special Project PONs (if applicable) per the process documented in Appendix S.
- Orders requiring manual loop qualification (does not apply to disconnect orders).
 - Note:** 2-Wire Digital and 2-Wire xDSL orders that require manual loop qualification have an **R** populated in the **Required** field of the LR (indicating that a manual loop qualification is required).
- Disconnects are excluded from all sub-metrics.

Performance Standard:		
<p>PR-1-01 through PR-1-09 (except for both PR-1-01 and PR-1-02 UNE 2-Wire xDSL Loops, and PR-1-09 UNE IOF, EEL – Backbone, and EEL – Loop): Parity with VZ Retail.</p> <p>PR-1-01 and 1-02, UNE 2-Wire xDSL Loops: No Standard.</p> <p>PR-1-09 UNE IOF, UNE EEL – Backbone and EEL – Loop: No standard. Refer to the EEL and IOF legends on the C2C report templates.</p> <p>PR-1-13: No Standard</p> <p>The published interval for one (1) to five (5) xDSL loops is six (6) business days (pre-qualified) Refer to the URL matrix at the beginning of the guidelines to obtain the specific URLs for Resale, UNE, and Collocation product interval guides.</p>		
Report Dimensions:		
Company: <ul style="list-style-type: none"> • CLEC Aggregate • CLEC Specific 	Geography: <ul style="list-style-type: none"> • State Specific 	
Sub-Metrics – PR-1 Average Interval Offered:		
PR-1-01 Average Interval Offered – Total No Dispatch		
Products	Resale: <ul style="list-style-type: none"> • POTS: Residence • POTS: Business • 2-Wire Digital Services 	UNE: <ul style="list-style-type: none"> • 2-Wire Digital Services • 2-Wire xDSL Loops
Calculation	Numerator	Denominator
	Sum of committed DD minus the application date for orders without an outside dispatch in product groups.	Number of orders without an outside dispatch in product groups.
PR-1-02 Average Interval Offered – Total Dispatch		
Products	Resale: <ul style="list-style-type: none"> • 2-Wire Digital Services 	UNE: <ul style="list-style-type: none"> • 2-Wire Digital Services • 2-Wire xDSL Loops
Calculation	Numerator	Denominator
	Sum of committed DD minus application date for orders with an outside dispatch in product groups.	Number of orders with an outside dispatch in product groups.

Sub-Metrics – PR-1 Average Interval Offered (continued)			
PR-1-03 Average Interval Offered – Dispatch one (1) to five (5) Lines			
Products	Resale: • POTS: Residence • POTS: Business	UNE: • POTS – Loop – Total	
Calculation	Numerator		Denominator
	Sum of committed DD minus application date for POTS orders with an outside dispatch in product groups for orders with one (1) to five (5) lines.		Number of POTS orders with an outside dispatch in product groups for orders with one (1) to five (5) lines.
PR-1-04 Average Interval Offered – Dispatch six (6) to nine (9) Lines			
Products	Resale: • POTS – Total	UNE: • POTS – Loop – Total	
Calculation	Numerator		Denominator
	Sum of committed DD minus application date for POTS orders with an outside dispatch in product groups for orders with six (6) to nine (9) lines.		Number of POTS orders with an outside dispatch in product groups for orders with six (6) to nine (9) lines.
PR-1-05 Average Interval Offered – Dispatch (≥ 10 Lines)			
Products	Resale: • POTS – Total	UNE: • POTS – Loop – Total	
Calculation	Numerator		Denominator
	Sum of committed DD minus application date for POTS orders with an outside dispatch in product groups for orders with 10 or more lines.		Number of POTS orders with an outside dispatch in product groups for orders with 10 or more lines.
PR-1-09 Average Interval Offered – Total			
Products	Resale: • DS0	UNE: • IOF • EEL – Backbone • EEL – Loop • DS0 • DS1	CLEC Trunks: • Interconnection Trunks ((CLEC) ≤ 192 Trunks) • Interconnection =Trunks ((CLEC) > 192 and Unforecasted Trunks)
Calculation	Numerator		Denominator
	Sum of committed DD minus application date for product group orders.		Number of orders for product group.
PR-1-13 Average Interval Offered – Hot Cuts – No Dispatch			
Products	UNE: • POTS Loop – Basic Hot Cut (21 lines and greater)		
Calculation	Numerator		Denominator
	Sum of committed DD minus application date for product group.		Number of orders for product group.

Function:**PR-3 Completed within Specified Number of Days****Definition:**

This metric measures the percent of POTS orders completed in specified number (by metric) of business days, between application and work completion dates. The application date is the date (day zero (0)) that a valid service request is received. **Note:** Orders received after 5:00PM are counted as received the next business day.

The PR-3 sub-metric calculations for the report month include orders that are complete in the billing system. (Orders that are not billing completed are not included in PR-3 calculations). **Note:** For PR-3-08 UNE Basic Hot Cut Loops, orders in the calculation are based on physical work completion.

Exclusions:

- VZ Test Orders.
- Disconnect Orders.
- Orders with the X appointment code. The X appointment code is used for customer requested or negotiated intervals beyond the standard appointment interval..
- Verizon Administrative orders.
- Orders with invalid intervals (e.g. *Negative Intervals or intervals over 200 business days – indicative of typographical error*).
- For Verizon North only: Additional Segments on orders (parts of a whole order are included in the whole).
- Orders completed late due to any end-user or CLEC caused delay.
- Coordinated cut-over Unbundled Network Elements such as loops or number portability orders. (This exclusion applies to all PR-3 sub-metrics except PR-3-08, PR-3-11, PR-3-12, and PR-3-13).
- Special Project PONs (if applicable) per the process documented in Appendix S.
- For sub-metrics PR-3-10 2-Wire Digital, and 2-Wire xDSL Loop, orders that require a manual loop qualification (does not apply to disconnect orders).

Note: 2-Wire Digital and 2-Wire xDSL Loop orders that require manual loop qualification have an R populated in the **Required** field of the LSR (indicating that a manual loop qualification is required).

For 2-Wire Digital and 2-Wire xDSL Loop only:

- Orders missed due to facility reasons.

Performance Standard:

PR-3-01, PR-3-06, and PR-3-09: Parity with VZ Retail.

PR-3-08: Basic Hot Cut Loops (1-10 lines): 95%

PR-3-10: 2-Wire Digital Loops: Parity with Retail

PR-3-10: 2-Wire xDSL Loops: 95%

PR-3-11: 95%

PR-3-12: No Standard

PR-3-13: 98%

Refer to the URL matrix at the beginning of the C2C guidelines for the specific URLs for products and intervals in effect at the time of the compliance filing.

Report Dimensions		
Company:		Geography:
<ul style="list-style-type: none"> • CLEC Aggregate • CLEC Specific 		<ul style="list-style-type: none"> • State Specific
Sub-Metrics		
PR-3-01 % Completed in one (1) Day one (1) to five (5) Lines – No Dispatch		
Products	Resale:	
	<ul style="list-style-type: none"> • POTS – Total 	
Calculation	Numerator	Denominator
	Number of No Dispatch POTS orders with one (1) to five (5) lines where completion date minus application date is one (1) or fewer days.	Number of No Dispatch POTS orders with one (1) to five (5) lines.
PR-3-06 % Completed in three (3) Days one (1) to five (5) Lines – Dispatch		
Products	Resale:	UNE:
	<ul style="list-style-type: none"> • POTS – Total 	<ul style="list-style-type: none"> • POTS Loop - New
Calculation	Numerator	Denominator
	Number of Dispatch POTS orders with one (1) to five (5) lines where completion date minus application date is three (3) or fewer days.	Number of Dispatch POTS orders with one (1) to five (5) lines.
PR-3-08 % Completed in five (5) days No Dispatch		
Products	UNE:	
	<ul style="list-style-type: none"> • Basic Hot Cut Loops (1-10 lines) 	
Calculation	Numerator	Denominator
	Number of No Dispatch POTS Basic Hot Cut Loop orders with one (1) to ten (10) lines where completion date minus application date is five (5) or fewer days.	Number of No Dispatch POTS Basic Hot Cut Loop orders with one (1) to ten (10) lines.

Sub-Metrics PR-3 % Completed within Specified Number of Days (1-5 Lines) (continued)		
PR-3-09 % Completed in five (5) Days one (1) to five (5) Lines – Dispatch		
Products	Resale: • POTS – Total	UNE: • POTS Loop – New
Calculation	Numerator	Denominator
	Number of POTS orders with one (1) to five (5) lines where completion date minus application date is five (5) or fewer days.	Number of Dispatch POTS orders with one (1) to five (5) lines.
PR-3-10 % Completed in six (6) Days one (1) to five (5) Lines – Total		
Products	UNE: • 2-Wire xDSL Loops • 2-Wire Digital Loops	
Calculation	Numerator	Denominator
	Number of orders (by specified product) with one (1) to five (5) lines where completion date minus application date is six (6) or fewer days.	Number of orders (by specified product) with one (1) to five (5) lines.
PR-3-11 % Completed in 10 Business Days		
Products	UNE: • POTS Loop Basic Hot Cut (11 to 20 lines)	
Calculation	Numerator	Denominator
	Number of Basic Hot Cut Loop (11 to 20 lines) orders where the completion date minus application date is 10 or fewer business days.	Number of Basic Hot Cut Orders for 11 to 20 lines.
PR-3-12 % Completed in 15 Business Days		
Products	UNE: • POTS Loop Large Job Hot Cut (1-5 lines) • POTS Loop Large Job Hot Cut (6 or more lines)	
Calculation	Numerator	Denominator
	Number of Large Job Hot Cut Loop orders (by line size group above) where the completion date minus the application date is 15 or fewer business days.	Number of Large Job Hot Cut Loop orders (by lines size group above).
PR-3-13 % Completed in 26 Business Days		
Products	UNE: • POTS Loop Large Job Hot Cut (1-5 lines) • POTS Loop Large Job Hot Cut (6 or more lines)	
Calculation	Numerator	Denominator
	Number of Large Job Hot Cut Loop orders (by line size group above) where the completion date minus the application date is 26 or fewer business days.	Number of Large Job Hot Cut Loop orders (by lines size group above).

Function:
PR-4 Missed Appointments
Definition:
<p>This metric measures the Percent of Orders completed after the due date. The PR-4 sub-metric calculations for the report month include Orders that are complete in the billing system. (Orders that are not billing completed in the report month are not included in the PR-4 calculations). Note: This does not apply to the following metrics, which are calculated based on physical work completion: Interconnection Trunks (CLEC) PR-4-02, PR-4-03, and PR-4-15.</p> <p>For LNP: The percent of orders completed on time (not early)</p> <p>xDSL Loops are considered complete if completed on time on the due date. After completing the installation of a UNE 2-Wire xDSL Loop, Verizon will perform a cooperative continuity test for those CLECs that participate, as described in Appendix T of the C2C guidelines. The use of a DD-2 test or a CLECs 800 #, or a CLEC's serial number has no impact in the determination of a completed xDSL Loop.</p> <p>Trunks: Includes reciprocal trunks from VZ to CLEC. For PR-4-03, the percentage of trunks completed for which there was a missed appointment due to CLEC reasons. For PR-4-15, the percentage of trunks completed on or before the order due date.</p> <p>Metric PR-4-15 includes orders that were Customer Not Ready (CNR), and were completed in the report month.</p>
Exclusions:
<ul style="list-style-type: none"> • VZ Test Orders • Disconnect Orders (does not apply to PR-4-07) • Verizon Administrative orders • For Verizon North only: Additional Segments on orders (parts of a whole order are included in the whole) • For PR-4-07, LNP orders without office equipment which do not have a trigger placed on the line. • For PR-4-04 2-Wire Digital, and PR-4-14 UNE 2-Wire xDSL Loop only exclude orders missed for facility reasons.
Performance Standard:
<p>Metrics PR-4-01, 4-02, 4-04 and 4-05 (except PR-4-02 Interconnection Trunks (CLEC)): Parity with VZ Retail ¹⁷</p> <p>PR-4-02 Interconnection Trunks (CLEC): None – Analysis only.</p> <p>PR-4-03: No standard</p> <p>PR-4-07 LNP: 95% on Time</p> <p>PR-4-14 UNE 2-Wire xDSL Loop: 95% on Time.</p> <p>PR-4-15 Interconnection Trunks (CLEC) : 95% on Time</p>

¹⁷ % Missed Appointment Customer – No Standard – Not in Control of Verizon

Report Dimensions:			
Company:		Geography:	
<ul style="list-style-type: none"> • CLEC Aggregate • CLEC Specific 		<ul style="list-style-type: none"> • State Specific 	
Sub-Metrics			
PR-4-01 % Missed Appointment – Verizon – Total			
Description	The percent of orders completed after the due date, due to Verizon reasons.		
Products	Resale: <ul style="list-style-type: none"> • DS0 • DS1 • DS3 	UNE: <ul style="list-style-type: none"> • EEL • IOF • DS0 • DS1 • DS3 	
Calculation	Numerator		Denominator
	Number of orders where the Order completion date is greater than the order DD due to Verizon reasons for product group.		Number of orders completed for product group.
PR-4-02 Average Delay Days – Total			
Description	For orders/trunks missed due to Verizon reasons, the average number of business days between the order DD and actual work completion date.		
Products	Resale: <ul style="list-style-type: none"> • POTS - Total • 2-Wire Digital Services • Specials Total 	UNE: <ul style="list-style-type: none"> • POTS - Loop • 2-Wire Digital Services. • 2-Wire xDSL Loops • Specials Total • EEL • IOF 	Trunks: <ul style="list-style-type: none"> • Interconnection Trunks (CLEC)
Calculation	Numerator		Denominator
	Sum of the completion date minus DD for orders/trunks missed due to company reasons by product group.		Number of orders/trunks missed for company reasons, by product group.
PR-4-03 % Missed Appointment – Customer			
Description	The percent of orders/trunks completed after the due date, due to CLEC or end-user delay. (Refer to Appendix B for Customer Miss Codes)		
Products	Resale: <ul style="list-style-type: none"> • POTS - Total • 2-Wire Digital Services. • Specials Total 	UNE: <ul style="list-style-type: none"> • POTS - Loop • 2-Wire Digital Services. • 2-Wire xDSL Loops • EEL • IOF • Specials - Total 	Trunks: <ul style="list-style-type: none"> • Interconnection Trunks (CLEC)
Calculation	Numerator		Denominator
	Number of orders/trunks where the order completion date is greater than the order DD due to customer reasons for product group.		Number of orders/trunks completed for product group.

Sub-Metrics (continued) PR-4 Missed Appointments		
PR-4-04 % Missed Appointment – Verizon – Dispatch		
Description	The Percent of Dispatched Orders completed after the due date, due to Verizon reasons.	
Products	Resale: <ul style="list-style-type: none"> • POTS - Total • 2-Wire Digital Services. 	UNE: <ul style="list-style-type: none"> • Loop – New • 2-Wire Digital Services
Calculation	Numerator	Denominator
	Number of Dispatched Orders where the order completion date is greater than the order DD due to Verizon reasons for product group.	Number of Dispatched Orders completed for product group.
PR-4-05 % Missed Appointment – Verizon – No Dispatch		
Description	The Percent of No-Dispatch Orders completed after the due date, due to Verizon reasons.	
Products	Resale: <ul style="list-style-type: none"> • POTS - Total • 2-Wire Digital Services. 	UNE: <ul style="list-style-type: none"> • 2-Wire Digital Services. • Loop - New
Calculation	Numerator	Denominator
	Number of No Dispatch Orders where the Order completion date is greater than the order DD due to Company Reasons for product group.	Number of No Dispatch Orders Completed for product group.
PR-4-07 % On Time Performance – LNP Only		
Description	Percent of all LNP orders (including both the Trigger message and associated disconnect order) where trigger is in place one business day before the disconnect due-date and disconnect is completed on or after 11:59PM of the due date. For LNP <i>only</i> orders, the percent of LNP (retail disconnect) orders completed in translation on or after due date on the order. Telephone Numbers disconnected early at the customer's request are considered met. Orders where the trigger is in place less than one business day prior to the disconnect due date but before the number is ported by the CLEC are not scored as missed triggers.	
Products	UNE: <ul style="list-style-type: none"> • LNP 	
Calculation	Numerator	Denominator
	Number of LNP orders (1 order = Trigger message and disconnect order), where port trigger is completed one (1) business day before the due date and the retail disconnect is completed on or after 11:59PM of the due date.	Number of LNP orders completed (1 order = Trigger message and disconnect order).

Sub-Metrics (continued) PR-4 Missed Appointments		
PR-4-14	% Completed On Time – 2-Wire xDSL	
Description	% of 2-Wire xDSL Loop completed on time.	
Products	UNE <ul style="list-style-type: none"> • 2-Wire xDSL Loop 	
Calculation	Numerator	Denominator
	Number of all orders completed on or before the DD.	Number of completed orders minus any orders delayed for customer reasons
PR-4-15	% On Time Provisioning – Trunks	
Description	The percent of trunks completed on or before the order due date.	
Products	Trunks <ul style="list-style-type: none"> • Interconnection Trunks (CLEC) 	
Calculation	Numerator	Denominator
	The number of trunks where the order completion date is less than or equal to the order due date.	The number of trunks completed within the month.

Function:	
PR-5 Facility Missed Orders	
Definition:	
<p>These sub-metrics measure facility missed orders.</p> <p>The PR-5 sub-metric calculations for the report month include Orders that are complete in the billing system. (Orders that are not billing completed in the report month are not included in the PR-5 calculations). Orders completed on the Due Date are considered to be completed on-time regardless of the time of day the order was actually completed.</p> <p>Facility Missed Orders: The Percent of Dispatched Orders completed after the due date, where the cause of the delay is lack of facilities.</p> <p>Facility Missed Orders > 15 Days: The percent of Dispatched orders missed for lack of facilities where the completion date minus the appointment date is greater than 15 calendar days.</p> <p>Facility Missed Trunks: The percentage of trunks completed after the due date, where the cause of the delay was due to lack of facilities. Note: trunks are not dispatched.</p>	
Exclusions:	
<ul style="list-style-type: none"> • VZ Test Orders • Disconnect Orders • Verizon Administrative orders • For Verizon North only: Additional Segments on orders (parts of a whole order are included in the whole) • 	
Performance Standard:	
PR-5-01 through PR-5-02: Parity with VZ Retail.	
Report Dimensions:	
Company: <ul style="list-style-type: none"> • CLEC Aggregate • CLEC Specific 	Geography: <ul style="list-style-type: none"> • State Specific

Sub-Metrics			
PR-5-01	% Missed Appointment – Verizon – Facilities		
Description	The percent of Dispatched Orders or trunks completed after the due date, due to lack of Verizon facilities.		
Products	Resale: <ul style="list-style-type: none"> • POTS - Total • Specials - Total • 2-Wire Digital Services. 	UNE: <ul style="list-style-type: none"> • POTS Loop - Total • Specials - Total • 2-Wire Digital Services. • 2-Wire xDSL Loops 	Trunks: <ul style="list-style-type: none"> • Interconnection Trunks (CLEC)
Calculation	Numerator		Denominator
	Number of dispatched orders or trunks where the order completion date is greater than the order DD due to Verizon Facility reasons for product group.		Number of dispatched orders or trunks completed for product group.
PR-5-02	% Orders Held for Facilities > 15 Days		
Description	The Percent of Dispatched Orders or trunks completed more than 15 days after the due date, due to lack of Verizon facilities.		
Products	Resale: <ul style="list-style-type: none"> • POTS - Total • Specials - Total • 2-Wire Digital Services. 	UNE: <ul style="list-style-type: none"> • POTS Loop - Total • Specials - Total • 2-Wire Digital Services. • 2-Wire xDSL Loops 	Trunks: <ul style="list-style-type: none"> • Interconnection Trunks (CLEC)
Calculation	Numerator		Denominator
	Number of dispatched orders or trunks where the completion date minus DD is 15 or more days for Company Facility reasons for product group.		Number of dispatched orders or trunks completed for product group.

Function:	
PR-6 Installation Quality	
Definition:	
<p>This metric measures the percent of lines/circuits/trunks installed where a reported trouble was found in the Verizon network within 30 days of order completion. Any additional trouble received after the initial I-code is closed out, and is within the specified time period (7 or 30 days) is counted as a repeater.</p> <p>For sub-metric PR-6-03 only, the UNE POTS Loop Total product includes UNE Loop Hot Cuts. The PR-6 sub-metric calculations for the report month include Orders that are complete in the billing system. (Orders that are not billing completed in the report month are not included in the PR-6 calculations). Note: This does not apply to Hot Cuts and Interconnection Trunks (CLEC) which are calculated based on physical work completion.</p> <p>Trunks: Includes reciprocal trunks from VZ to CLEC.</p> <p>Note: For POTS services, the percent of lines/circuits/trunks installed where a reported trouble was found in the network within seven (7) days. This includes Disposition Codes 03 (Drop Wire), 04 (Cable) and 05 (Central Office). Disposition Code 05 includes translation troubles automatically cleared via Switch to Order Compare (STORC) for Verizon North and SERVICE for Verizon Mid-Atlantic (or other similar record verification system utilized by Verizon) by CLEC. The source system: NMP-Mai.</p>	
Exclusions:	
<ul style="list-style-type: none"> • Subsequent reports (additional customer calls while the trouble is pending). • Troubles closed due to customer action. • Troubles reported by Verizon employees in the course of performing preventative maintenance, where no customer has reported a trouble. • Special Project PONs (if applicable) per the process documented in Appendix S. 	
Formula:	
Installation Troubles (within seven (7) or 30 days) with Disposition Codes 03, 04 and 05 divided by Lines completed multiplied by 100.	
Performance Standard:	
<p>PR-6-01: Parity with VZ Retail For Found Troubles</p> <p>PR-6-02: % Installation Troubles Reported within seven (7) Days: 2%</p> <p>PR-6-03: No standard</p>	
Report Dimensions:	
Company: <ul style="list-style-type: none"> • CLEC Aggregate • CLEC Specific 	Geography: <ul style="list-style-type: none"> • State Specific

Sub-Metrics			
PR-6-01 % Installation Troubles reported within 30 Days			
Description	The percent of lines/circuits/trunks installed where a reported trouble was found in Verizon's network within 30 days of order completion. Includes Disposition Codes 03 (Drop Wire), 04 (Cable) and 05 (Central Office).		
Products	Resale: <ul style="list-style-type: none"> • POTS - Total • 2-Wire Digital services (ISDN) • Specials - Total 	UNE: <ul style="list-style-type: none"> • POTS – Loop - New • 2-Wire Digital Loops. • 2-Wire xDSL Loops • Specials - Total 	Trunks: <ul style="list-style-type: none"> • Interconnection Trunks (CLEC)
Calculation	Numerator		Denominator
	Number of Central Office and outside plant loop (Disposition Codes 03, 04 and 05) troubles with installation activity within 30 days of trouble report.		Total Lines installed in calendar month.
PR-6-02 % Installation Troubles reported within seven (7) Days			
Description	The percent of lines installed where a reported trouble was found in the network within seven (7) days of order completion. Includes Disposition Codes 03 (Drop Wire), 04 (Cable) and 05 (Central Office).		
Products	UNE: <ul style="list-style-type: none"> • Loop Basic Hot Cut (all line size) • Loop – Large Job Hot Cut (all line size) 		
Calculation	Numerator		Denominator
	Number of Central Office and outside plant loop (Disposition Codes 03, 04 and 05) troubles with installation activity within seven (7) days of trouble report.		Total Lines installed in calendar month.
PR-6-03 % Installation Troubles reported within 30 Days – FOK/TOK/CPE			
Description	The percent of lines/circuits/trunks installed where a reported trouble was not found in the network within 30 days of order completion. Includes Disposition Codes 07, 08, and 09 (Found OK/Test OK) and Disposition Codes 12 and 13 (CPE).		
Products	Resale: <ul style="list-style-type: none"> • POTS – Total • 2-Wire Digital Services (ISDN) • Specials - Total 	UNE: <ul style="list-style-type: none"> • POTS – Loop - Total • 2-Wire Digital Services. • 2-Wire xDSL Loops • Specials - Total 	Trunks: <ul style="list-style-type: none"> • Interconnection Trunks (CLEC)
Calculation	Numerator		Denominator
	Number of Not Found, Test OK and CPE troubles with installation activity within 30 days of trouble report.		Total Lines installed in calendar month.

Function:			
PR-8 Percent Open Orders in a Hold Status			
Definition:			
<p>This metric measures the number of open orders that at the close of the reporting period have been in a hold status for more than 30 calendar days, as a percentage of orders completed in the reporting period.</p> <p>The PR-8 sub-metric calculations for the report month include Orders that are complete in the billing system. (Orders that are not billing completed in the report month are not included in the PR-8 calculations). Note: This does not apply to the following metrics, which are calculated based on physical work completion: PR-8-01 Interconnection Trunks (CLEC).</p> <p>An open order is a valid order that has not been completed or cancelled. Open orders in a hold status include:</p> <ol style="list-style-type: none"> Open orders that have passed the originally committed completion date due to VZ reasons <p>Measurement of the 30 day intervals for open orders that have passed the originally committed completion date due to VZ reasons will commence with such passed originally committed completion date (passed originally committed completion date = Day 0).</p>			
Exclusions:			
<ul style="list-style-type: none"> VZ Test Orders. Disconnect Orders. Verizon Administrative orders. For Verizon North only: Additional segments on orders (parts of a whole order are included in the whole). Orders that are complete or cancelled. Orders that have passed the committed completion date, or whose completion has been delayed, due to CLEC or end user delay. (including VZ requests for cancellation) Orders that at the request of the CLEC or VZ Retail customer have not been assigned a completion date. 			
Performance Standard:			
Parity with Verizon Retail.			
Report Dimensions			
Company		Geography:	
<ul style="list-style-type: none"> CLEC Aggregate CLEC Specific 		<ul style="list-style-type: none"> State Specific 	
Sub-Metrics			
PR-8-01 Percent Open Orders in a Hold Status > 30 Days			
Products	Resale: <ul style="list-style-type: none"> POTS – Total 2-Wire Digital Services Specials - Total 	UNE: <ul style="list-style-type: none"> POTS - Loop 2-Wire Digital Services 2-Wire xDSL Loops Specials - Total EEL IOF 	Trunks: <ul style="list-style-type: none"> Interconnection Trunks (CLEC)
Calculation	Numerator		Denominator
	Number of open orders that at the close of the reporting period have been in a hold status for more than 30 days.		Total number of orders completed in the reporting period.

Function:**PR-9 Hot Cut Loops****Definition:**

The PR-9-01 sub-metric measures the percent on-time performance for UNE Hot Cut Loops. The PR-9-02 sub-metric measures the total number of lines cut before the frame due time.

For sub-metric PR-9-08, troubles are counted in the month the trouble report is closed. This metric measures Average Duration of Hot Cut Installation Troubles where a reported trouble was found in the Verizon network within 7 days of order completion. Any additional trouble received after the initial I-code that is closed and is within the specified time period (7 days) is counted as a repeater.

There are three types of Hot Cut Loops: Basic Hot Cuts and Large Job Hot Cuts.

A Basic or Large Job Hot Cut is considered **complete** when the following situation occurs:

1. Work is done at the appointed Frame Due Time (FDT) as noted on the LSRC or the work is done at a time mutually agreed upon by the RCCC/CLEC. For Basic, the time within a prescribed interval as noted in the C2C guidelines. For Large Jobs, it is a mutually accepted interval agreed upon by Verizon and the CLEC (e.g. *project completes by a certain date*). Work is complete when the order is completed in WPTS.
2. Orders missed for customer reasons, where there is no Verizon miss, will be counted as completed on-time once completed.

Note: If Verizon re-institutes the acceptance testing process, the percent on time measure will include the time it takes to complete acceptance testing.

A Basic or Large Job Hot Cut is considered **missed** when one of the following occurs:

1. Premature disconnect called in to 1-877-HotCuts (otherwise the disconnect would be captured as a Retail trouble).
2. Work was not done (e.g. *work was not turned up to CLEC by some means (WPTS, e-mail, VMS, direct phone call)*) by close of intervals noted under *Met Hot Cuts* definition due to a Verizon reason (e.g. *HFC, late turn-up, due date pushed out due to Verizon action*).

1.

Definition

Note: For all types of Hot Cuts:

- Verizon will not complete a Hot Cut if there is no dial tone at either the Old Switch Provider or the New Switch Provider. If Verizon cannot verify the Telephone number (ANI), the cut will not be done and the New Switch provider will be required to resolve the problem. The Hot Cut will be scored as a customer miss. However, if Verizon is the Old Switch Provider and there is no dial tone at the Old Switch, this will not be a customer miss.
- Any errors on the LSR that result in a problem with the Hot Cut will not be attributable to Verizon.
- Verizon will not be responsible for a premature disconnect that is caused by another Switch Provider.
- Verizon can not guarantee a throwback if there is no dial tone on the Old Switch Provider (other than Verizon).

Exclusions:

- VZ Test Orders
- Verizon Administrative orders
- For Verizon North only: Additional segments on orders (parts of a whole order are included in the whole)
- Orders that are not complete. (Orders are included in the month that they are complete)
- If a CLEC cancels an order before the start of a Hot Cut window and VZ performs the Hot Cut, this VZ error will result in a retail/ /Resale/UNE-L trouble report and need not be reflected elsewhere.

For PR-9-02 applicable to MD & VA only:

- Early cuts not reported by CLEC

Performance Standard:

PR-9-01: 95% completed within window

PR-9-02: (Applicable to MD & VA only)

- MD: Not more than 2% of lines cut early
- VA: Not more than 1% of lines cut early

PR-9-08: Parity with Verizon Retail

Standard for Basic Cut-Over Window: Amount of time from start to completion of physical cut-over of lines:

- one (1) to nine (9) lines: one (1) Hour
- 10 to 49 lines: two (2) Hours
- 50 to 99 lines: three (3) Hours

If IDLC is involved – Four (4) hour window (8:00AM to 12:00PM (Noon) or 1:00PM to 5:00PM). Four (4) hour window applies to start time. This is only applicable if Verizon notified the CLEC by 2:30PM EST on DD-2 that the service was on IDLC.

Note: Large Job Hot Cuts may be completed over multiple days per agreement with the CLEC. Large Jobs are completed in the order specified by the CLEC, starting at a specified time.

Report Dimensions:		
Company:	Geography:	
<ul style="list-style-type: none"> CLEC Aggregate CLEC Specific 	<ul style="list-style-type: none"> State Specific 	
Sub-Metrics – Hot Cut Loops		
PR-9-01	% On Time Performance – Hot Cut	
Description	Percent of all UNE Loop orders completed within the cut-over window. For UNE Loops, includes both Loop only and Loop & Number Portability. Orders disconnected early are considered not met.	
Products	UNE: <ul style="list-style-type: none"> Loop – Basic Hot Cut (all line size) Loop – Large Job Hot Cut (all line size) 	
Calculation	Numerator	Denominator
	Number of Hot Cut (coordinated loop) orders (with or without number portability) completed within commitment window (as scheduled on order) on DD.	Number of Hot Cut (coordinated loop orders) completed.
PR-9-02	% Early Cuts – Lines (Applicable to MD and VA only)	
Description	The total number of lines cut before the frame due time (i.e. the beginning of the cut-over window) or cut before mutually agreed upon time between Verizon and the CLEC divided by the total number of hot cut lines completed in the month.	
Products	UNE: <ul style="list-style-type: none"> Loop- Hot Cut (Coordinated Cut-over) 	
Calculation	Numerator	Denominator
	Count of hot cut (coordinated loop) lines (With or without number portability) cut before frame due time or cut before mutually agreed upon time between Verizon and the CLEC.	Count of hot cut lines completed.
PR-9-08	Average Duration of Hot Cut Installation Troubles	
Description	The average repair time (Mean Time to Repair – (MTTR)) for Hot Cut Installation troubles.	
Products	UNE: <ul style="list-style-type: none"> POTS – Loop – Hot Cut Total 	
Calculation	Numerator	Denominator
	The sum of the trouble clear date and time minus the trouble receipt date and time for Central Office and Loop troubles (disposition codes 03, 04, and 05) for HotCut Installation troubles reported within seven (7) calendar days.	Number of Central Office and Loop troubles (disposition codes 03, 04, and 05) for HotCut Installation troubles reported within seven (7) calendar days.

Section 4

Maintenance & Repair Performance

(MR)

	Function	Number of Sub-metrics
MR-1	Response Time OSS Maintenance Interface	12
MR-2	Trouble Report Rate	4
MR-3	Missed Repair Appointments	3
MR-4	Trouble Duration Intervals	8
MR-5	Repeat Trouble Reports	1

Function:
MR-1 Response Time OSS Maintenance Interface
Definition:
<p>Local Service Interface – Trouble Administration (LSI-TA): These sub-metrics measure the response time defined as the time, in seconds, that elapses from receipt of a request at Verizon's access platform to issuance of a response from Verizon's access platform. Only POTS Total transactions are included in this measure.</p> <p>Electronic Bonded Interface (TAXI): These sub-metrics measure the response time, defined as the time in seconds, that elapses from receipt of a request submitted by CLEC to issuance of a response from Verizon.</p>
Exclusions:
<p>LSI-TA</p> <ul style="list-style-type: none"> • CLEC Create Transactions – complex create trouble transactions not available to retail including: <ul style="list-style-type: none"> • Feature fix create • Transactions on circuits with recent change activity requiring Service Order lookup • Other CLEC Transactions – functions not available to Verizon Retail including: <ul style="list-style-type: none"> • Transactions on circuits with recent change activity requiring Service Order look-up • Create transaction for multiple circuits on one trouble ticket. <p>LSI-TA and Electronic Bonded Interface (TAXI):</p> <ul style="list-style-type: none"> • Excluded from MR-1-06 and MR-1-12: transactions that are incomplete due to Line In Use (LIU); specifically, all MR-1-06 and MR-1-12 transactions with a VER code response of "6" or "61".
Methodology:
<p>LSI-TA: 8:00AM to 5:00PM seven (7) days per week, no holiday exclusions.</p> <p>For VZ retail transactions, retail performance is reported directly from Verizon's access platform. Measurements begin when Verizon's access platform receives a request from the GUI, and end when Verizon's access platform sends a response to the GUI. The retail trouble transaction measurements, are the sum of the averages of the response times of the initial inquiry transaction and trouble report transaction. If the user cancels the transaction between the first and second measurement, the time from the first measurement is still included in the calculation of the average for the first measurement.</p> <p>For VZ wholesale transactions, actual response times are reported by Verizon's access platform. CLEC modify transactions also include close/cancel transactions with an error code of 0302 (ticket cannot be closed due to pending work in progress).</p> <p>Electronic Bonded Interface (TAXI): System Availability is 24 x 7 Measurement includes all successful transactions. Successful transactions are those transactions where the requested information was returned to the requestor, and errors are those responses that did not contain the requested information. For VZ wholesale transactions, the performance is measured from the point of entry, after the firewall, to the point of exit, prior to the firewall, of the Verizon interface application.</p> <p>For MR-1-06 and MR-1-12, the transaction response contains the line test information.</p> <p>MR-1-07 measures the electronic closure rate for opened E-Bonded trouble tickets. It measures the % of E-Bonded trouble tickets that actually received an electronic closeout notification on the day that the ticket was closed.</p>

Performance Standard:			
Metrics MR-1-01 through MR-1-06:			
<p><u>LSI-TA</u>: Parity with Retail plus not more than four (4) seconds. Four (4)-second difference allows for variations in functionality.</p>			
<p>Metric MR-1-07: <u>TAXI</u>: 98%</p>			
<p>Metrics MR-1-08 through MR-1-12: <u>TAXI</u>: 95% within 2 minutes</p>			
Report Dimensions			
<p>Company:</p> <ul style="list-style-type: none"> CLEC Aggregate 	<p>Geography:</p> <p>LSI-TA and Electronic Bonded Interface (TAXI)</p> <ul style="list-style-type: none"> New York/Connecticut New England (Massachusetts, Rhode Island) New Jersey Pennsylvania/Delaware Maryland, Washington, D.C., Virginia 		
Products	<p>LSI-TA:</p> <ul style="list-style-type: none"> MR-1-01 through MR-1-06 	<ul style="list-style-type: none"> 	<p>TAXI:</p> <ul style="list-style-type: none"> MR 1-07, MR 1-08 through MR 1-12

Sub-Metrics		
MR-1-01 Average Response Time – Create Trouble		
Calculation	Numerator	Denominator
	Sum of all response times from the time transaction is received to the time a response is sent as specified in the methodology.	Number of Create Trouble transactions.
MR-1-02 Average Response Time – Status Trouble		
Calculation	Numerator	Denominator
	Sum of all response times from the time transaction is received to the time a response is sent as specified in the methodology.	Number of Status Trouble transactions.
MR-1-03 Average Response Time – Modify Trouble		
Calculation	Numerator	Denominator
	Sum of all response times from the time transaction is received to the time a response is sent as specified in the methodology.	Number of Modify Trouble transactions.
MR-1-04 Average Response Time – Request Cancellation of Trouble		
Calculation	Numerator	Denominator
	Sum of all response times from the time transaction is received to the time a response is sent as specified in the methodology.	Number of Close/Cancel Trouble transactions.
MR-1-05 Average Response Time – Trouble Report History (by TN/Circuit)		
Calculation	Numerator	Denominator
	Sum of all response times from the time transaction is received to the time a response is sent as specified in the methodology.	Number of Trouble History transactions.
MR-1-06 Average Response Time – Test Trouble (POTS Only)		
Calculation	Numerator	Denominator
	Sum of all response times from the time transaction is received to the time a response is sent as specified in the methodology.	Number of Trouble Test transactions.
MR-1-07 % On-Time Ticket Closure on Bonded Open Tickets		
Calculation	Numerator	Denominator
	Number of trouble tickets where a Notification of Ticket Closure was sent on the date the ticket was closed.	Number of trouble tickets that were closed within the reporting period.

MR-1-08 % On-Time – Create Trouble		
Calculation	Numerator	Denominator
	Number of Create Trouble transactions where the response time is less than or equal to the specified standard.	Number of Create Trouble transactions.
MR-1-09 % On-Time – Status Trouble		
Calculation	Numerator	Denominator
	Number of Status Trouble transactions where the response time is less than or equal to the specified standard.	Number of Status Trouble transactions.
MR-1-10 % On-Time – Modify Trouble		
Calculation	Numerator	Denominator
	Number of Modify Trouble transactions where the response time is less than or equal to the specified standard.	Number of Modify Trouble transactions.
MR-1-11 % On-Time – Request Cancellation of Trouble		
Calculation	Numerator	Denominator
	Number of Cancellation Trouble transactions where the response time is less than or equal to the specified standard.	Number of Cancellation Trouble transactions.
MR-1-12 % On-Time – Test Trouble (POTS Only)		
Calculation	Numerator	Denominator
	Number of Test Trouble transactions where the response time is less than or equal to the specified standard.	Number of Test Trouble transactions.

Function:**MR-2 Trouble Report Rate****Definition:**

This metric measures the total initial Customer Direct (CD) or Customer Referred (CR) troubles (Category 1) reported, where the trouble disposition was found to be in the network, per 100 lines/circuits/trunks in service. Loop equals Drop Wire plus Outside Plant Loop. Network Trouble means a trouble with Disposition Codes of 03 (Drop-wire), 04 (Outside Plant Loop), 05 (Central Office) or Trouble codes of FAC, CO and STN for Specials and Trunks. Troubles are reported in the month the trouble ticket is closed.

Category 1 consists of:

- Customer Direct (CD): A customer contacts Verizon, using standard trouble reporting procedures about a trouble with a Residence, Business or Other company provided service.
- Customer Referred (CR): A customer refers a trouble report, outside the standard trouble reporting procedures, to a Verizon employee and the Verizon employee then refers the trouble to Verizon for processing.

Subsequent Reports: Additional customer trouble calls while an existing trouble report is pending – typically for status or to change or update information.

The Disposition Codes can be found on the Verizon Partner Solutions website. Refer to the URL matrix at the beginning of the C2C guidelines for the URL to find disposition codes in effect at the time of the compliance filing.

Exclusions:

- Report rate excludes subsequent reports (additional customer calls while the trouble is pending)
- Troubles reported on VZ official (administrative lines)
- Troubles closed due to customer action.
- Troubles reported by Verizon employees in the course of performing preventative maintenance, where no customer has reported a trouble
- Switch and Translation troubles from the Retail compare of UNE POTS Loop, UNE 2-Wire Digital Loop, and UNE 2-Wire xDSL Loop.

Excluded from Total and Loop/CO report rates:

- Customer Premises Equipment (CPE) troubles
- Troubles reported but not found (Found OK, Test OK, Non-Plant Classified (NPC) and Came Clear(CC)).

Excluded from MR-2-02 and MR-2-03 for 2-Wire xDSL Loops: Installation troubles

Performance Standard			
MR-2-01: For UNE Specials – No Standard MR-2-01: Except for UNE Specials -- Parity With VZ Retail MR-2-02 and MR-2-03 Report Rate: Parity with Verizon Retail Trunk Retail Equivalent = IXC FGD. Parity should be assessed in conjunction with MTTR MR-2-05, % CPE/TOK/FOK Reports: (Customer Premises Equipment, Test OK, Found OK, Non-Plant Classified and Came Clear) No standard. Used for root cause analysis. For CLEC troubles a not found trouble is coded as CPE.			
Report Dimensions			
Company: <ul style="list-style-type: none"> CLEC Aggregate CLEC Specific 		Geography: <ul style="list-style-type: none"> State Specific 	
Sub-Metrics			
MR-2-01 Network Trouble Report Rate			
Products	Resale: <ul style="list-style-type: none"> Specials 	UNE: <ul style="list-style-type: none"> Specials 	Trunks: <ul style="list-style-type: none"> Interconnection Trunks (CLEC)
Calculation	Numerator		Denominator
	Number of all trouble reports with found network troubles (Trouble codes FAC, CO, and STN).		Number of specials or trunks in service.
MR-2-02 Network Trouble Report Rate – Loop			
Products	Resale: <ul style="list-style-type: none"> POTS 2-Wire Digital Services (ISDN) 	UNE: <ul style="list-style-type: none"> Loop 2-Wire Digital Loop 2-Wire xDSL Loops 	
Calculation	Numerator		Denominator
	Number of all loop trouble reports. (Disposition Codes of 03 and 04).		Number of Lines in service.
MR-2-03 Network Trouble Report Rate – Central Office			
Products	Resale: <ul style="list-style-type: none"> POTS 2-Wire Digital services (ISDN) 	UNE: <ul style="list-style-type: none"> Loop 2-Wire Digital Loop 2-Wire xDSL Loops 	
Calculation	Numerator		Denominator
	Number of all Central Office trouble reports (Disposition Code of 05).		Number of Lines in service.

MR-2-05		% CPE/TOK/FOK/NPC/CC Trouble Report Rate	
Products	Resale: <ul style="list-style-type: none"> • POTS • 2 Wire Digital Services (ISDN) • Specials 	UNE: <ul style="list-style-type: none"> • Loop • 2-Wire Digital Loop • 2-Wire xDSL Loops • Specials 	
Calculation	Numerator	Denominator	
	Number of all CPE (Disposition Codes 12/13), Test OK, and Found OK troubles (Disposition Codes 07, 08, and 09), or Trouble Codes of No Trouble Found (NTF), Non Plant Classified (NPC), Customer Provided Equipment (CPE) and Came Clear (CC) for Specials.	Number of lines in service.	

Function:	
MR-3 Missed Repair Appointments	
Definition:	
<p>These metrics measure the percent of reported Network Troubles not repaired and cleared by the date and time committed. Also referred to as percent of customer troubles not resolved within estimate. Appointment intervals vary with force availability in the POTS environment. Includes Disposition Codes 03 (Drop Wire), 04 (Cable) and 05 (Central Office). Troubles are reported in the month the trouble ticket is closed.</p> <p>Loop is defined as Disposition Codes 03 plus 04. These troubles are always dispatched out.</p> <p>Verizon uses a single ticket process for misdirected troubles on UNE POTS voice loops (only). This process enables Verizon to redirect a trouble to the opposite end of the circuit after a CLEC made an error in the initial dispatch direction.</p>	
Exclusions:	
<ul style="list-style-type: none"> • Troubles reported on VZ official (administrative lines) • Missed appointments where the CLEC or end-user causes the missed appointment or required access was not available during appointment interval • Excludes subsequent reports (additional customer calls while the trouble is pending) • *Customer Premises Equipment (CPE) troubles • *Troubles reported but not found (Found OK (FOK) and Test OK (TOK)). • Troubles closed due to customer action. • Troubles reported by Verizon employees in the course of performing preventative maintenance, where no customer reported a trouble. • Switch and Translation troubles from the Retail compare of UNE POTS Loop, UNE 2-Wire Digital Loop, and UNE 2-Wire xDSL Loop. • Sub-metric MR-3-02 POTS Loop Only: exclude <i>redirected</i> troubles. A trouble ticket is considered a <i>redirect</i> if it was dispatched IN and OUT, and the trouble was found in the opposite direction from the CLEC's reported trouble direction. Reports with multiple dispatches in the same direction are not excluded. <p>Note: The following <i>No Access Rule</i> applies to MR-3 <i>Missed Repair Appointments</i> sub-metrics: Exclude records where Verizon dispatches a technician prior to the appointment date, and encounters a <i>No Access</i> situation.</p> <p>* The CPE and FOK/TOK exclusions do not apply to sub-metric MR-3-03.</p>	
Performance Standard:	
MR-3-01 and MR-3-02 – Parity with VZ Retail.	
MR-3-03: No standard	
Report Dimensions	
Company: <ul style="list-style-type: none"> • CLEC Aggregate • CLEC Specific 	Geography: <ul style="list-style-type: none"> • State Specific

Sub-Metrics		
MR-3-01 % Missed Repair Appointment – Loop		
Products	Resale: <ul style="list-style-type: none"> • POTS - Business • POTS – Residence • 2 Wire Digital Services (ISDN) 	UNE: <ul style="list-style-type: none"> • Loop • 2-Wire Digital Loop • 2-Wire xDSL Loops
Calculation	Numerator	Denominator
	Number of Loop troubles where clear time is greater than commitment time (Disposition Codes 03 and 04).	Number of Loop troubles (Disposition Codes 03 and 04).
MR-3-02 % Missed Repair Appointment – Central Office		
Products	Resale: <ul style="list-style-type: none"> • POTS- Business • POTS- Residence • 2 Wire Digital Services (ISDN) 	UNE: <ul style="list-style-type: none"> • Loop • 2-Wire Digital Loop • 2-Wire xDSL Loops
Calculation	Numerator	Denominator
	Number of Central Office troubles where clear time is greater than commitment time (Disposition Code 05).	Number of Central Office Troubles (Disposition Code 05).
MR-3-03 % CPE/TOK/FOK – Missed Appointment		
Products	Resale: <ul style="list-style-type: none"> • POTS • 2 Wire Digital Services (ISDN) 	UNE: <ul style="list-style-type: none"> • Loop • 2-Wire Digital Loop • 2-Wire xDSL Loops
Calculation	Numerator	Denominator
	Number of CPE, FOK and TOK troubles where clear time is greater than appointment time for (Disposition Codes 07, 08, 09, 12, and 13).	Number of CPE, FOK and TOK troubles (Disposition Codes 07,08, 09, 12, and 13).

Function:**MR-4 Trouble Duration Intervals****Definition:**

This metric measures trouble duration intervals. Mean Time to Repair: (MTTR) For Network Trouble reports, the average duration time from trouble receipt to trouble clearance. Includes Disposition Codes 03 (Drop Wire), 04 (Cable) and 05 (Central Office) or Trouble Codes of FAC, CO and STN for Specials and Trunks. Troubles are reported in the month the trouble ticket is closed.

For **POTS and Resale**, trouble duration intervals are measured on a *running clock* basis. Run clock includes weekends and holidays.

For **UNE Loop, UNE 2-Wire Digital Loop, and UNE 2-Wire xDSL Loop** products, trouble duration intervals are measured on a limited *stop clock* basis. A *stop clock* is used when the customer premises access, provided by the CLEC and its end user, is after the offered repair interval. **For example**, if customer premises access is not available on a weekend, the clock stops at 5:00PM Friday, and resumes at 08:00AM Monday. This applies to dispatch out tickets only.

For **Special Services** and Interconnection Trunks (CLEC), this is measured on a *stop clock* basis (e.g., the clock is stopped when CLEC testing is occurring, VZ is awaiting carrier acceptance, or VZ is denied access).

Out of Service Intervals: The percent of Network Troubles that indicate an Out-Of-Service (OOS) condition which was repaired and cleared more than "y" hours after receipt of trouble report. OOS means that there is no dial tone, the customer cannot call out, or the customer cannot be called. The OOS period commences when the trouble is logged into VZ's designated trouble management system after the trouble is entered via a trouble reporting interface. OOS intervals are measured using the same duration calculations that apply to Mean Time to Repair metrics for the products listed above. Includes Disposition Codes 03 (Drop Wire), 04 (Cable) and 05 (Central Office) or Trouble codes of FAC, CO and STN for Specials and Trunks. **Note:** "y" equals hours OOS (2, 4, 12 or 24 hours).

For Special Services: An OOS condition is defined as follows: Troubles where, in the initial contact with the customer, it is determined that the circuit is completely OOS (osi = "y") and not just an intermittent problem ; and the trouble completion code indicated that a trouble was found within the Verizon network.

Verizon uses a single ticket process for misdirected troubles on UNE POTS voice loops (only). This process enables Verizon to redirect a trouble to the opposite end of the circuit after a CLEC made an error in the initial dispatch direction.

Exclusions:

- Troubles reported on VZ official (administrative lines)
- Subsequent reports (additional customer calls while the trouble is pending)
- Customer Premises Equipment (CPE) troubles
- Troubles reported but not found (Found OK and Test OK).
- Troubles closed due to customer action.
- Troubles reported by Verizon employees in the course of performing preventative maintenance, where no customer reported a trouble.
- Switch and Translation troubles from the Retail compare of UNE POTS Loop, UNE 2-Wire Digital Loop, and UNE 2-Wire xDSL Loop.
- For, Sub-metric MR-4-03 POTS Loop Only: exclude *redirected* troubles. A trouble ticket is considered a *redirect* if it was dispatched **IN** and **OUT**, and the trouble was found in the opposite direction from the CLEC's reported trouble direction. Reports with multiple dispatches in the same direction are not excluded.

For troubles where the *stop clock* is used:

- The time period from when the *stop clock* is initiated until the time when the clock resumes.

Performance Standard:

MR-4-02 through MR-4-08: Parity with VZ Retail
 MR-4-01: For 2-Wire Digital Loop, No Standard
 MR-4-01: Except for 2 Wire Digital Loop, Parity With VZ Retail –

Report Dimensions:

Company: <ul style="list-style-type: none"> • CLEC Aggregate • CLEC Specific 	Geography: <ul style="list-style-type: none"> • State Specific
--	---

Sub-Metrics – Trouble Duration Intervals

MR-4-01 Mean Time To Repair – Total			
Products	Resale: <ul style="list-style-type: none"> • 2 Wire Digital Services (ISDN) • Specials non DS0 and DS0 • Specials DS1 and DS3 	UNE: <ul style="list-style-type: none"> • 2-Wire Digital Loop • Specials non DS0 and DS0 • Specials DS1 and DS3 	Trunks: <ul style="list-style-type: none"> • Interconnection Trunks (CLEC)
Calculation	Numerator		Denominator
	Sum of trouble clear date and time minus trouble receipt date and time for Central Office and Loop troubles (Disposition Codes 03, 04 and 05, or Trouble Codes of FAC, CO, and STN).		Number of Central Office and Loop troubles (Disposition Codes 03, 04 and 05, or Trouble Codes of FAC, CO, and STN).

Sub-Metrics – Trouble Duration Intervals, continued			
MR-4-02 Mean Time To Repair – Loop Trouble			
Products	Resale: <ul style="list-style-type: none"> • POTS- Business • POTS- Residence • 2-Wire Digital Services (ISDN) 	UNE: <ul style="list-style-type: none"> • Loop • 2-Wire Digital Loop • 2-Wire xDSL Loops 	
Calculation	Numerator		Denominator
	Sum of the trouble clear date and time minus the trouble receipt date and time for Loop troubles (Disposition Codes 03 and 04).		Number of Loop troubles (Disposition Codes 03 and 04).
MR-4-03 Mean Time To Repair – Central Office Trouble			
Products	Resale: <ul style="list-style-type: none"> • POTS- Business • POTS- Residence • 2 Wire Digital Services (ISDN) 	UNE: <ul style="list-style-type: none"> • POTS - Loop • 2-Wire Digital Loop • 2-Wire xDSL Loops 	
Calculation	Numerator		Denominator
	Sum of trouble clear date and time minus trouble receipt date and time for Central Office troubles (Disposition Code 05).		Number of Total Central Office troubles (Disposition Codes 05).
MR-4-04 % Cleared (all troubles) within 24 Hours			
Products	Resale: <ul style="list-style-type: none"> • POTS • 2 Wire Digital Services (ISDN) • Specials non DS0 and DS0 • Specials DS1 and DS3 	UNE: <ul style="list-style-type: none"> • Loop • 2-Wire Digital Loop • 2-Wire xDSL Loops • Specials non DS0 and DS0 • Specials DS1 and DS3 	Trunks: <ul style="list-style-type: none"> • Interconnection Trunks (CLEC)
Calculation	Numerator		Denominator
	Number of troubles, where the trouble clear date and time minus trouble receipt date and time is less than or equal to 24 hours (Disposition Codes 03, 04, and 05 or Trouble Codes FAC, CO, and STN).		Number of Central Office and Loop troubles (Disposition Codes 03, 04 and 05 or Trouble Codes of FAC, CO, and STN).

Sub-Metrics – Trouble Duration Intervals, continued			
MR-4-05 % Out of Service > 2 Hours			
Products	Trunks: <ul style="list-style-type: none"> • Interconnection Trunks (CLEC) 		
Calculation	Numerator		Denominator
	Number of trunk troubles OOS, where the trouble clear date and time minus the trouble receipt date and time is greater than two (2) hours. (Trouble Codes of FAC, CO, and STN)		Number of Total OOS trunk troubles (Loop and Central Office). (Trouble Codes of FAC, CO, and STN)
MR-4-06 % Out of Service > 4 Hours			
Products	Resale: <ul style="list-style-type: none"> • Specials non DS0 and DS0 • Specials DS1 and DS3 	UNE: <ul style="list-style-type: none"> • Specials non DS0 and DS0 • Specials DS1 and DS3 	Trunks: <ul style="list-style-type: none"> • Interconnection Trunks (CLEC)
Calculation	Numerator		Denominator
	Number of troubles OOS, where the trouble clear date and time minus trouble receipt date and time is greater than four (4) hours. (Trouble Codes of FAC, CO, and STN)		Number of OOS troubles (Loop and Central Office). (Trouble Codes of FAC, CO, and STN)
MR-4-07 % Out of Service > 12 Hours			
Products	Resale: <ul style="list-style-type: none"> • POTS – Business • POTS - Residence • 2 Wire Digital Services (ISDN) 	UNE: <ul style="list-style-type: none"> • Loop • 2-Wire Digital Loop • 2-Wire xDSL Loops 	Trunks: <ul style="list-style-type: none"> • Interconnection Trunks (CLEC)
Calculation	Numerator		Denominator
	Number of troubles OOS, where the trouble clear date and time minus trouble receipt date and time is greater than 12 hours. (Disposition Codes 03, 04, and 05 or Trouble Codes FAC, CO, and STN).		Number of OOS troubles (Loop and Central Office). (Disposition Codes 03, 04, and 05 or Trouble Codes FAC, CO, and STN).
MR-4-08 % Out of Service > 24 Hours			
Products	Resale: <ul style="list-style-type: none"> • POTS- Business • POTS- Residence • 2 Wire Digital Services (ISDN) • Specials non DS0 and DS0 • Specials DS1 and DS3 	UNE: <ul style="list-style-type: none"> • Loop • 2-Wire Digital Loop • 2-Wire xDSL Loops • Specials non DS0 and DS0 • Specials DS1 and DS3 	Trunks: <ul style="list-style-type: none"> • Interconnection Trunks (CLEC)
Calculation	Numerator		Denominator
	Number of troubles OOS, where the trouble clear date and time minus trouble receipt date and time is greater than 24 hours. (Disposition Codes 03, 04, and 05 or Trouble Codes FAC, CO, and STN).		Number of OOS troubles (Loop and Central Office). (Disposition Codes 03, 04, and 05 or Trouble Codes FAC, CO, and STN).

Function:	
MR-5 Repeat Trouble Reports	
Definition:	
<p>This metric measures the percent of troubles closed that have an additional trouble closed within 30 days for which a network trouble (Disposition Codes 03, 04, or 05, or Trouble Codes of FAC, CO, and STN for Specials and Trunks) is found. A repeat trouble report is defined as a trouble on the same line/circuit/trunk as a previous trouble report that occurred within the last 30 calendar days of the previous trouble. Any trouble, regardless of the original Disposition Code, that repeats as a Disposition Code 03, 04, or 05 will be classified as a repeat report with the exception of those exclusions listed in Section A below.</p> <p>The identification of a repeat report and the scoring (number of days since original report) is based on the Close Date of the original report (often referred to as the "OR") to the Close Date of the repeater. Troubles are reported in the month the trouble ticket is closed.</p>	
Exclusions:	
<p>Section A:</p> <p>A report is not scored as a <i>repeat</i> when the original reports are:</p> <ul style="list-style-type: none"> • For Loop troubles (e.g. <i>analog loop, 2-Wire Digital Loops, and 2-Wire xDSL Loops</i>) a repeat is not scored when the original report is no access or misdirected. <ol style="list-style-type: none"> 1. An initial trouble may only be closed to a <i>No Access</i> disposition code if access is not available within the appointment window. 2. An original report that was closed to No Trouble Found (NTF), Found OK (FOK), or Customer Premises Equipment (CPE) is deemed to have been <i>misdirected</i> if the trouble is found in the opposite direction from the direction reported by the CLEC. <p>Section B:</p> <p>Excluded from the <i>repeat</i> reports are:</p> <ul style="list-style-type: none"> • Troubles reported on VZ official (administrative lines) • Subsequent reports (additional customer calls while the trouble is pending) • CPE troubles • Troubles reported but not found upon dispatch (Found OK and Test OK). • Troubles closed due to customer action. • Troubles reported by Verizon employees in the course of performing preventative maintenance, where no customer reported a trouble. • Troubles that are reported in the PR-6-01 % Installation Troubles Reported within 30 Days metric. 	
Performance Standard:	
Parity with VZ Retail	
Report Dimensions	
<p>Company:</p> <ul style="list-style-type: none"> • CLEC Aggregate • CLEC Specific 	<p>Geography:</p> <ul style="list-style-type: none"> • State Specific

MR-5 Sub-Metrics			
MR-5-01		% Repeat Reports within 30 Days	
Products	Resale: <ul style="list-style-type: none"> • POTS • 2-Wire Digital Services (ISDN) • Specials 	UNE: <ul style="list-style-type: none"> • Loop • 2-Wire Digital Loop • 2-Wire xDSL Loops • Specials 	Trunks: <ul style="list-style-type: none"> • Interconnection Trunks (CLEC)
Calculation	Numerator		Denominator
	Number of Central Office and Loop troubles that had previous troubles within the last 30 days. (Disposition Codes 03, 04, and 05, or Trouble Codes of FAC, CO, and STN that repeated from Disposition Codes < 14). (Repeat Flag is set)		Total Central Office and Loop Found troubles (Disposition Codes 03, 04 and 05 or Trouble Codes of FAC, CO, and STN) within the calendar month.

Section 5

Network Performance

(NP)

	Function	Number of Sub-metrics
NP-1	Percent Final Trunk Group Blockage	4
NP-2	Collocation Performance	2
NP-6	NXX Updates *Applicable to NJ only*	1

Network Performance (NP)

Function:
NP-1 Percent Final Trunk Group Blockage
Definition:
<p>These sub-metrics measure percent of dedicated one-way Final Trunk Groups (FTGs) carrying traffic from Verizon's tandem to the CLEC that exceed blocking design threshold. Monthly trunk blockage studies are based on a time consistent busy hour. The percentage of VZ trunk groups exceeding the applicable blocking design threshold will be reported. Data collected in a single study period to monitor trunk group performance is a sample and is subject to statistical variation based upon the number of trunks in the group and the number of valid measurements. With this variation, for any properly engineered trunk group, the measured blocking for a trunk group for a single study may exceed the design-blocking threshold. [Verizon uses blocking threshold tables (Service Threshold) to determine the statistical probability that the design blocking standard is not being met; with the resulting trunk group requiring service action. For the NP-1 metrics, trunk groups exceeding a 2% threshold require action to prevent future blocking].</p> <p>The NP-1-01 and NP-1-02 sub-metrics include all FTGs provisioned per CLEC request regardless of whether or not the CLEC utilizes the FTG.</p> <p>For this measure, VZ Retail Trunks are defined as Common Final Trunks carrying Local Traffic between offices. Typical common final trunks are between end-offices and access tandems. CLEC Trunks are dedicated final trunks carrying traffic from the VZ tandem to the CLEC.</p> <p>Trunks not included:</p> <ul style="list-style-type: none">• IXC Dedicated Trunks• Common Trunks carrying only IXC traffic
Exclusions:
<p>Verizon will electronically notify CLECs (operational trunk staffs), of the following situations for blocked trunks. The notification states that Verizon identified a blocked trunk group due to CLEC reasons and that the trunk group will be excluded from Verizon performance. Verizon will make the exclusion automatically, unless the CLEC responds back within two business days from the date the e-mail notification was sent with valid documentation that the information presented by Verizon for the trunk group blockage is inaccurate.</p> <ul style="list-style-type: none">• Trunks blocked due to CLEC network failure• Trunks that actually overflow to a final trunk, but are not designated as an overflow trunk• Trunks blocked where CLEC order for augmentation is overdue• Trunks blocked where CLEC has not responded to or has denied VZ request for augmentation• Trunks blocked due to other CLEC trunk network rearrangements.
Performance Standard:
<p>Metrics NP-1-01, 02, and 03: No standard (Note: Because common trunks carry both retail and CLEC traffic, there will be parity with Retail on common trunks.) For individual trunk groups carrying traffic between VZ and CLECs, VZ will provide an explanation (and action plan if necessary) on individual trunks blocking for two months consecutively.</p> <p>Metric NP-1-04: An individual trunk should not be blocked for three consecutive months.</p>

Report Dimensions – NP-1 Percent Final Trunk Group Blockage		
Company: <ul style="list-style-type: none"> • CLEC Aggregate • CLEC Specific 		Geography: <ul style="list-style-type: none"> • State Specific
Products	Trunks: <ul style="list-style-type: none"> • CLEC Trunks 	
Sub-Metrics		
NP-1-01	% Final Trunk Groups Exceeding Blocking Standard	
Calculation	Numerator	Denominator
	Number of Final Trunk Groups that exceed blocking threshold for one (1) month exclusive of trunks that block due to CLEC network problems as agreed by CLECs.	Total number of final trunk groups.
NP-1-02	% Final Trunk Groups Exceeding Blocking Standard (No Exclusions)	
Calculation	Numerator	Denominator
	Number of Final Trunk Groups that exceed blocking threshold.	Total number of final trunk groups.
NP-1-03	Number Final Trunk Groups Exceeding Blocking Standard – Two (2) Months	
Calculation	Numerator	Denominator
	Number of Final Trunk Groups that exceed blocking threshold, for two (2) consecutive months, exclusive of trunks that block due to CLEC network problems as agreed by CLECs.	Not applicable.
NP-1-04	Number Final Trunk Groups Exceeding Blocking Standard – Three (3) Months	
Calculation	Numerator	Denominator
	Number of Final Trunk Groups that exceed blocking threshold, for three (3) consecutive months, exclusive of trunks that block due to CLEC network problems as agreed by CLECs.	Not applicable.

Function:
NP-2 Collocation Performance
Definition:
<p>This metric includes physical collocation arrangement products ordered and provisioned via the state tariffs. Products ordered include new arrangements and augments to existing arrangements where Verizon is required to perform work to add capacity for space, cable termination or DC power. Both state and federal collocation arrangements are provisioned in accordance with the intervals listed in the state tariff.</p> <p>Interval: The average number of business days between order application date and completion or between order application date and response (notification of space availability) date. If a CLEC delays the collocation installation, the collocation interval is extended by the same number of days as the CLEC-caused delay. The application date is the date that a valid service request is received. A valid service request is a service request that was populated in accordance with the collocation application instructions found in the URL matrix listed at the beginning of the C2C guidelines.</p> <p>Verizon and the CLECs may negotiate shorter or longer intervals after Verizon completes an initial space assessment and determination of the collocation request. In these cases, the NP-2 % On-time sub-metrics measure whether or not Verizon met the negotiated due date. The negotiated due date is documented on the initial response form. If Verizon is not able to provide a due date on the initial response form because space is not immediately available to accommodate the CLEC request, but space is pending, rather than reject the CLEC request (because no space is immediately available) Verizon will provide a negotiated due date on a subsequent letter to the CLEC.</p> <p>Refer to the state tariff in effect for interval information. Refer to the URL matrix listed at the beginning of the C2C guidelines for the URL for specific collocation intervals (specific timelines and stop clocks are listed in the tariff). After accessing the referenced URL, select the desired state to access the state-specific tariffs.</p> <p>Completions: VZ will not be deemed to have completed work on a collocation case until the arrangement is suitable for use by the CLEC, and the cable assignment information necessary to use the facility has been provided to the CLEC.</p>
Exclusions:
<ul style="list-style-type: none"> • None
NP-2 Collocation Formula:
<p>% On Time: (Number of Arrangements completed on or before DD (adjusted for milestone misses) divided by Number of Arrangements completed) multiplied by 100.</p> <p>Milestone misses: The Milestone timeline is attached in Appendix P.</p>
Performance Standard:
<p>The collocation performance standards are based on the state tariff in effect for collocation. Refer to the URL matrix at the beginning of the C2C guidelines for the state tariff URL to obtain specific collocation intervals.</p> <p>NP-2-01, and NP-2-05 Physical: 95% On Time</p>

Report Dimensions:		
Company: <ul style="list-style-type: none"> • CLEC Aggregate • CLEC Specific 		Geography: <ul style="list-style-type: none"> • State Specific
Products NP-2-01	<ul style="list-style-type: none"> • New Applications • Augment Applications 	
Sub-Metrics		
NP-2-01 % On Time Response to Request for Physical Collocation		
Calculation	Numerator	Denominator
	Number of requests for Physical Collocation arrangements where a response to the request was due in report period and was answered on time.	Number of requests for Physical Collocation where the initial response was due in report period.
NP-2-05 % On Time – Physical Collocation		
Products	<ul style="list-style-type: none"> • New Applications • Augment Applications 	
Calculation	Numerator	Denominator
	Number of Physical Collocation arrangements completed on or before DD (including DD extensions resulting from CLEC milestone misses).	Number of Physical Collocation arrangements completed.

Function:		
NP-6 NXX Updates (Applicable to NJ Only)		
Definition:		
This metric measures the percentage of NXX updates that were installed in Verizon's switches by the Local Exchange Routing Guide ("LERG") effective date. This metric will be measured and reported on a calendar quarterly basis and will be included in Performance Standards calculations for the final month of the quarter.		
Exclusions:		
<ul style="list-style-type: none"> NXX updates where the interval between Verizon receipt of the CLEC request for the NXX update and the CLEC requested NXX update installation date is less than the industry standard interval specified by ATIS for requesting an NXX update (including, but not limited to, a requested activation date that is less than 45 days from input of code request information into the LERG). Delays in installation of NXX updates caused by the CLEC (including, but not limited to, activation requests with errors or omissions in the LERG, RDBS or BRIDS, changes in the information entered in the LERG, RDBS or BRIDS, or delays in assignment of NXX codes or installation of NXX codes caused by the CLEC). 		
Performance Standard:		
Parity with Verizon Retail.		
Report Dimensions		
Company:	Geography:	
<ul style="list-style-type: none"> CLEC Aggregate CLEC Specific 	<ul style="list-style-type: none"> State Specific 	
Sub-Metrics		
NP-6-01	% of NXX Updates Installed by the LERG Effective Date	
Calculation	Numerator	Denominator
	Number of NXX updates in the reporting period that were installed by the LERG effective date.	Total number of NXX updates in the reporting period.

Section 6

Billing Performance

(BI)

	Function	Number of Sub-metrics
BI-1	Timeliness of Daily Usage Feed	1
BI-2	Timeliness of Carrier Bill	1
BI-3	Billing Accuracy and Claims Processing	4
BI-4	DUF Accuracy* (*Applicable to NJ Only)	1
BI-5	Accuracy of Mechanized Bill Feed* (*Applicable to NJ Only)	1
BI-6	Completeness of Usage Charges* (*Applicable to NJ & PA Only)	2
BI-7	Completeness of Fractional Recurring Charges* (*Applicable to NJ & PA Only)	2
BI-8	Non-Recurring Charge Completeness* (*Applicable to NJ & PA Only)	2
BI-9	Billing Completeness	1

Billing Performance (BI)

Function:		
BI-1 Timeliness of Daily Usage Feed		
Definition:		
<p>This metric measures the number of business days from the creation of the message to the date that the usage information is made available to the CLEC on the Daily Usage Feed (DUF). Measured in percentage of usage records transmitted within four (4) business days. One report covers both UNE and Resale. For CLECs requesting this service, usage records will be provided to CLECs each business day. The usage process starts with collection of usage information from the switch. Most offices have this information teleprocessed to the data center. Not all offices poll usage every business day. Weekend and holiday usage is captured on the next business day. Usage for all CLECs is collected at the same time as VZ's.</p>		
Exclusions:		
<ul style="list-style-type: none"> • Verizon Test Orders • Long Duration Calls* <p>*Long Duration calls are defined as those calls that remain connected through two successive midnights. On all such calls, the call assembly process may output up to three record types indicating the beginning, continuation, or end of a long duration call. An annual study will be performed each December to determine the current volume of long duration calls.</p>		
Formula:		
<p>(Total usage records on DUF made available to CLEC in "y" business days divided by the total records on file) multiplied by 100</p> <p>Note: y = 4</p>		
Performance Standard:		
BI-1-02: 95% in Four (4) Business Days		
Report Dimensions		
Company:	Geography:	
<ul style="list-style-type: none"> • CLEC Aggregate • CLEC Specific 	<ul style="list-style-type: none"> • State Specific 	
Sub-Metrics		
BI-1-02	% DUF in four (4) Business Days	
Calculation	Numerator	Denominator
	Number of usage records on daily usage feed processed during month, where the difference between current date and call date is four (4) business days or less.	Number of Usage Records on DUF processed during month.

Function:		
BI-2 Timeliness of Carrier Bill		
Definition:		
The percent of carrier bills sent to the carrier, unless the CLEC requests special treatment, within 10 business days of the bill date. The bill date is the end of the billing period for recurring, non-recurring and usage charges.		
Exclusions:		
<ul style="list-style-type: none"> • Verizon Test Orders 		
Formula:		
(Number of Bills sent within 10 business days divided by Number of Bills sent) multiplied by 100.		
Performance Standard:		
98% in 10 Business Days		
Report Dimensions:		
Company:		Geography:
<ul style="list-style-type: none"> • CLEC Aggregate 		<ul style="list-style-type: none"> • State Specific
Sub-Metrics		
BI-2-01	Timeliness of Carrier Bill	
Calculation	Numerator	Denominator
	Number of carrier bills sent to CLEC ¹⁸ within 10 business days of bill date.	Number of Carrier Bills distributed.

¹⁸ Sent to Carrier, unless other arrangements are made with CLEC

Function:
BI – 3 Billing Accuracy & Claims Processing
Definition:
<p>For sub-metrics BI-3-04, BI-3-05, BI-3-07 and BI-3-08:</p> <p>These sub-metrics measure the promptness with which Verizon acknowledges and resolves CLEC billing adjustment claims processed in the Verizon Bill Claim Center. These sub-metrics include CLEC claims relating to a Wholesale Local bill presented by Verizon to the CLECs and is the CLEC's bill of record. These sub-metrics apply to CLEC claims that are submitted within 60 calendar days of the bill date and that are related to bill periods beginning on or after April 1st, 2003 in Verizon NY, CT and MA¹⁹.</p> <p>Procedural Issues:</p> <ul style="list-style-type: none"> • Business hours for receipt of billing claims and transmission of responses are Monday through Friday, 8:00AM to 5:00PM Eastern Time, excluding Verizon Holidays; • CLEC claims for billing errors or Verizon responses received outside these business hours shall be considered received at 8:00AM Eastern Time on the first business day thereafter. • Claims must be submitted by e-mail to the appropriate claims organization. Refer to the URL matrix at the beginning of the C2C guidelines for the URL on Inquiries, Claims and Adjustments in effect at the time of the filing. All requested information must be provided. Only claims submitted via e-mail are included in the BI-3 metric calculations. Claims submitted via fax or US mail or any means other than email are not included in the BI-3 metric calculations. <p>Acknowledgment</p> <ul style="list-style-type: none"> • Acknowledgement is defined as the transmission of a specifically formatted message acknowledging receipt of the claim with required information or transmission of a message informing the CLEC that the (numbered) claim cannot be processed for a specified reason(s) (for example, if additional detail or information is needed) by e-mail to the e-mail address from which the CLEC sent the claim. The message will contain both the Verizon claim number and the associated CLEC claim number (when provided by the CLEC). • Day of receipt shall be considered Day zero (0) for computing acknowledgement performance. The e-mail date/time stamp on the CLEC e-mail of claim submission will determine Day 0. • The date/time stamp on the e-mail containing the Acknowledgement message will be considered the Acknowledgement time of record. <p>Resolution</p> <ul style="list-style-type: none"> • A claim is considered "resolved" when Verizon transmits an e-mail (in a predefined standard format) to the e-mail address from which the CLEC sent the claim and that either 1) denies the claim, 2) grants the claim or 3) denies the claim in part and grants the claim in part. • Day of acknowledgement of a billing claim (as evidenced by the e-mail date/time stamp on the acknowledgement message) shall be considered Day "0" • If the 28th calendar day falls on a weekend or Verizon Holiday, resolution will be considered timely if returned on the next business day.

¹⁹ The April 1, 2003 start date applies to New York, Connecticut, and Massachusetts. The start dates for the remaining VZ East states are as follows: Rhode Island: December 1st, 2001; Pennsylvania: April 1st, 2003; Delaware: July 1st, 2002; New Jersey: Contingent on Guideline approval; Maryland: Jan 1st, 2003; District of Columbia: Sept 1st, 2002; Virginia: June 1st, 2002.

Definition, continued	
<p>Closure</p> <ul style="list-style-type: none"> A claim is considered "closed" when the credit appears (with both the Verizon and CLEC claim numbers) in the adjustment section of the Verizon invoice or when the CLEC agrees (via e-mail with Verizon's denial of the claim. <p>Scope</p> <ul style="list-style-type: none"> For each master billing account number (BAN), each reason code submitted by a CLEC will count as a separate claim. There is no limitation on the number of claims by BAN or by reason code. <p>Note: Sub-metric BI-3-08 is reported on a two (2) month delayed basis.</p>	
Exclusions:	
<ul style="list-style-type: none"> For sub-metrics BI-3-04, and BI-3-05, BI-3-07 and BI-3-08: CLEC claims for adjustments such as: charges for directories, incentive regulation credits, credits for performance remedies, out-of-service credits, and special promotional credits. 	
Performance Standard:	
<p>BI-3-04: 95% within two (2) business days after receipt</p> <p>BI-3-05: 95% within 28 calendar days after acknowledgement</p> <p>BI-3-07: No standard</p> <p>BI-3-08: 97.5% within 45 calendar days</p>	
Report Dimensions	
<p>Company:</p> <ul style="list-style-type: none"> CLEC Aggregate CLEC Specific (applicable to MD for BI-3-04 and BI-3-05 only) MD Only: Verizon Affiliate Aggregate MD Only: Verizon Affiliate Specific 	<p>Geography:</p> <ul style="list-style-type: none"> State Specific

Sub-Metrics		
BI-3-04 % CLEC Billing Claims Acknowledged within two (2) Business Days		
Calculation	Numerator	Denominator
	Number of billing adjustment claims received during the month that are acknowledged within two business days after receipt.	Total number of billing adjustment claims received during the month.
BI-3-05 % CLEC Billing Claims Resolved within 28 Calendar Days After Acknowledgement		
Calculation	Numerator	Denominator
	Number of billing adjustment claims where the resolution was due in the report month and are resolved within 28 calendar days after acknowledgement.	Total number of billing adjustment claims where the resolution was due during the month.
BI-3-07 % Full or Partial Denials		
Calculation	Numerator	Denominator
	Number of claims for which the Verizon resolution is a full or partial denial in a month.	Total number of current month resolved claims.
BI-3-08 % CLEC Billing Claim Adjustments Appearing on the Bill within 45 days		
Calculation	Numerator	Denominator
	Number of resolved billing claims in the report month where the adjustment has appeared on an invoice in 45 or less days from the resolution date.	Total number of resolved billing claims in the report month where adjustment is granted.

Function:		
BI – 4 DUF Accuracy (Applicable to NJ Only)		
Definition:		
<p>This measure captures the accuracy of the usage records transmitted from Verizon to the CLEC on the Daily Usage Feed ("DUF"). The measure is derived by dividing the number of usage records delivered in the reporting period that had complete information content and proper formatting by the total number of usage records delivered in the reporting period. The CLEC must report to Verizon within thirty (30) days after receipt usage records that do not have complete information content or proper formatting.</p> <p>In order to allow CLECs thirty (30) days to report DUF errors, the measurement for a reporting period will be reported and used for Performance Standards purposes on a one-month delayed basis (e.g., the measurement for the January reporting period will be included with measurements for February that are reported in March).</p>		
Exclusions:		
For Metric BI-4-01, any usage record with incomplete information content or improper formatting that is not reported to Verizon by CLEC within thirty (30) days after CLEC receipt of the usage record.		
Performance Standard:		
Metric BI-4-01: 95%		
Report Dimensions:		
Company: <ul style="list-style-type: none"> • CLEC Aggregate • CLEC Specific 	Geography: <ul style="list-style-type: none"> • State Specific 	
Sub-Metrics:		
BI-4-01 % Usage Accuracy		
Calculation	Numerator	Denominator
	Number of usage records delivered in the reporting period that had complete information content and proper formatting	Total number of usage records delivered in the reporting period

Function:		
BI – 5 Accuracy of Mechanized Bill Feed (Applicable to NJ Only)		
Definition:		
<p>This measure captures the accuracy of the mechanized bill feed for CRIS bills. The measure is derived by dividing the total number of mechanized bill feed files delivered in the reporting period that had complete information content and proper formatting by the total number of files delivered in the reporting period. The CLEC must report to Verizon within thirty (30) days after receipt mechanized bill feed files that do not have complete information content or proper formatting.</p> <p>In order to allow CLECs thirty (30) days to report mechanized bill feed errors, the measurement for a reporting period will be reported and used for Performance Standards purposes on a one-month delayed basis (e.g., the measurement for the January reporting period will be included with measurements for February that are reported in March).</p>		
Exclusions:		
Any file with incomplete information content or improper formatting not reported to Verizon by CLEC within thirty (30) days after CLEC receipt of the file.		
Performance Standard:		
95%		
Report Dimensions:		
Company:	Geography:	
<ul style="list-style-type: none"> • CLEC Aggregate • CLEC Specific 	<ul style="list-style-type: none"> • State Specific 	
Sub-Metrics		
BI-5-01	% Accuracy of Mechanized Bill Feed	
Calculation	Numerator	Denominator
	Total number of files delivered in the reporting period that had complete information content and proper formatting	Total number of files delivered in the reporting period

Function:		
BI – 6 Completeness of Usage Charges (Applicable to NJ & PA Only)		
Definition:		
This measure captures the completeness of VZ usage charges and VZ usage billing errors that are itemized by date on the carrier bill of record. It is derived by dividing the count of date itemized usage charges on the bill that were recorded during the last two billing cycles by the total count of date itemized usage charges that appear on the bill.		
For VZ Retail, VZ may elect to perform this measurement by using a statistically valid sampling methodology.		
The BI-6-01 metric is applicable to both NJ and PA. The BI-6-02 metric is applicable to PA only.		
Exclusions:		
Metric BI-6-02: A usage charge that accrued prior to the last two billing cycles and whose billing was delayed because of an order activity post completion discrepancy.		
Formula:		
[(Usage charges shown on the bill that were recorded during the last two billing cycles) / (Total usage charges shown on the bill)] x 100		
Performance Standard:		
BI-6-01: NJ: Parity with VZ Retail PA: No standard		
BI-6-02: Parity with VZ Retail.		
Report Dimensions:		
Company:	Geography:	
<ul style="list-style-type: none"> • CLEC Aggregate • CLEC Specific 	<ul style="list-style-type: none"> • BI-6-01: State Specific • BI-6-02: PA: State Specific 	
Sub-Metrics:		
BI-6-01 % Completeness of Usage Charges – Including Order Activity Post Completion Discrepancy Delayed Charges		
Calculation	Numerator	Denominator
	Usage charges shown on the bill that were recorded during the last two billing cycles	Total usage charges shown on the bill
BI-6-02 % Completeness of Usage Charges – Excluding Order Activity Post Completion Discrepancy Delayed Charges * applicable to PA only*		
Calculation	Numerator	Denominator
	Usage charges shown on the bill that were recorded during the last two billing cycles	Total usage charges shown on the bill

Function:		
BI – 7 Completeness of Fractional Recurring Charges (Applicable to NJ & PA Only)		
Definition:		
<p>This measure captures the completeness of VZ fractional recurring charges shown on the carrier bill of record. The measure is derived by dividing the fractional recurring charges shown on the bill that accrued in the last two billing cycles by the total fractional recurring charges shown on the bill.</p> <p>A "fractional recurring charge" is a recurring charge for a service that was subscribed to by a CLEC for only a portion of a billing cycle (e.g., the monthly recurring charge for a service that was installed or terminated on 15th day of a 30 day bill cycle).</p> <p>For VZ Retail, VZ may elect to perform this measurement by using a statistically valid sampling methodology.</p> <p>The BI-7-01 metric is applicable to both NJ and PA. The BI-7-02 metric is applicable to PA only.</p>		
Exclusions:		
Metric BI-7-02: A fractional recurring charge that accrued prior to the last two billing cycles and whose billing was delayed because of an order activity post completion discrepancy.		
Formula:		
$\left[\frac{\text{Fractional recurring charges shown on the bill that accrued in the last two billing cycles}}{\text{Total fractional recurring charges shown on the bill}} \right] \times 100$		
Performance Standard:		
BI-7-01: NJ: Parity with VZ Retail PA: No standard.		
BI-7-02: Parity with VZ Retail.		
Report Dimensions:		
Company: <ul style="list-style-type: none"> • CLEC Aggregate • CLEC Specific 	Geography: <ul style="list-style-type: none"> • BI-7-01: State Specific • BI-7-02: PA: State Specific 	
Sub-Metrics		
BI-7-01 % Completeness of Fractional Recurring Charges – Including Order Activity Post Completion Discrepancy Delayed Charges		
Calculation	Numerator	Denominator
	Fractional recurring charges shown on the bill that accrued in the last two billing cycles	Total fractional recurring charges shown on the bill
BI-7-02 % Completeness of Fractional Recurring Charges – Excluding Order Activity Post Completion Discrepancy Delayed Charges *metric is applicable to PA only*		
Calculation	Numerator	Denominator
	Fractional recurring charges shown on the bill that accrued in the last two billing cycles	Total fractional recurring charges shown on the bill

Function:		
BI – 8 Non-Recurring Charge Completeness (Applicable to NJ & PA Only)		
Definition:		
<p>This measure captures the completeness of VZ non-recurring charges shown on the carrier bill of record. The measure is derived by dividing the non-recurring charges shown on the bill that accrued in the last two billing cycles by the total non-recurring charges shown on the bill.</p> <p>For VZ Retail, VZ may elect to perform this measurement by using a statistically valid sampling methodology.</p> <p>The BI-8-01 metric is applicable to both NJ and PA. The BI-8-02 metric is applicable to PA only.</p>		
Exclusions:		
Metric BI-8-02: A non-recurring charge that accrued prior to the last two billing cycles and whose billing was delayed because of an order activity post completion discrepancy.		
Formula:		
$\left[\frac{\text{Non-recurring charges shown on the bill that accrued in the last two billing cycles}}{\text{Total non-recurring charges shown on the bill}} \right] \times 100$		
Performance Standard:		
BI-8-01: NJ: Parity with VZ Retail PA: No standard.		
BI-8-02: Parity with VZ Retail.		
Report Dimensions:		
Company: <ul style="list-style-type: none"> • CLEC Aggregate • CLEC Specific 	Geography: <ul style="list-style-type: none"> • BI-8-01: State Specific • BI-8-02: PA: State Specific 	
Sub-Metrics		
BI-8-01 % Completeness of Non-Recurring Charges – Including Order Activity Post Completion Discrepancy Delayed Charges		
Calculation	Numerator	Denominator
	Non-recurring charges shown on the bill that accrued in the last two billing cycles	Total non-recurring charges shown on the bill
BI-8-02 % Completeness of Non-Recurring Charges – Excluding Order Activity Post Completion Discrepancy Delayed Charges *Applicable to PA only*		
Calculation	Numerator	Denominator
	Non-recurring charges shown on the bill that accrued in the last two billing cycles	Total non-recurring charges shown on the bill

Function:		
BI – 9 Billing Completeness		
Definition:		
<p>This measure captures the completeness of charges and credits by measuring the proportion of credits and charges appearing on the bill within the timeframes specified below. The measure includes the absolute value of the Verizon charges and credits shown on the Carrier bill of record (issued during the reporting month) except in the case of rate changes as described below. The measure is derived by dividing the charges and credits shown on the bill of record that accrued in the last twelve monthly billing cycles or within twelve billing cycles from the billing cycle specified below by the total charges and credits shown on the bill.</p> <ul style="list-style-type: none"> For rate adjustments where there is a credit for the entire amount billed at the prior rate and a corresponding charge for the entire amount at the revised rate for the same CLEC billed element and time period, the amount considered "not complete" (i.e., an amount that did not accrue within twelve monthly billing cycles) is the absolute value of the net increase or net decrease resulting from the difference between the credit for the prior rate and the corresponding charge for the revised rate. For example, if the rate for a billed element is revised to \$12 from \$10 per month, the absolute value of the net increase is \$2, or $\\$12 - \\10 per month. Similarly, if the rate for a billed element is revised to \$10 from \$12 per month, the absolute value of the net decrease is \$2, or $\\$10 - \\12 per month. For maintenance service charges start from the third billing cycle after trouble ticket close date. For billing adjustments (i.e. rate changes, rate restructures) as a result of a regulatory order (including but not limited to retroactive regulatory orders), start from the first billing cycle after the date the order is effective, unless otherwise ordered. For adjustment charges and credits relating to the reconciliation of customer reported information (e.g., Percent Local Usage), start from the first billing cycle after the date the information is received by Verizon. For charges and credits resulting from movement between accounts or invoices, start from the first billing cycle after the date of the agreement (or alternatively, the date all parties sign the agreement, if there is a written agreement) to move the charges or credits. 		
Exclusions:		
<ul style="list-style-type: none"> Performance Credits including PAP, IP, or ICA credits that are delayed by arbitration/contract signature Charges and credits attributable to fraud Charges and credits delayed by a third party carrier (e.g., meet point billing) 		
Performance Standard:		
Metric BI-9-01: 96%		
Report Dimensions:		
Company:	Geography:	
<ul style="list-style-type: none"> CLEC Aggregate CLEC Specific 	<ul style="list-style-type: none"> State Specific 	
Sub-Metrics		
BI-9-01 % Billing Completeness in Twelve Billing Cycles		
Calculation	Numerator	Denominator
	Current charges and credits shown on the bill that accrued in the last twelve billing cycles or within twelve billing cycles from the billing cycle specified above.	Total current charges and credits shown on the bill

Section 7

Operator Services & Directory Assistance

(OD)

	Function	Number of Sub-metrics
OD-2	LIDB, Routing and OS/DA Platforms	0
OD-3	DA Database Update Accuracy* (*Applicable to NJ Only)	1

Operator Services and Databases (OD)

Function:
OD-2 LIDB, Routing and OS/DA Platforms
Performance Standard:
LIDB: <ul style="list-style-type: none">• LIDB reply rate to all query attempts: Bellcore produced standard• LIDB query time out: Bellcore produced standard• Unexpected data values in replies for all LIDB queries: 2%• Group troubles in all LIDB queries Delivery to OS Platform: 2% 800 Database: Bellcore produced standard AIN: Bellcore produced standard
Metrics Not Reported:
Verizon does not have the capability to report this performance area.

Function:		
OD-3 DA Database Update Accuracy (Applicable to NJ only)		
Definition:		
Directory Assistance. For Directory Assistance updates completed during the reporting period, the update order that the CLEC sent to Verizon is compared to the Directory Assistance database following completion of the update by Verizon. An update is "completed without error" if the Directory Assistance database accurately reflects the new listing, listing deletion or listing modification, submitted by the CLEC.		
Methodology:		
This measurement will be performed using statistically valid samples.		
Exclusions:		
<ul style="list-style-type: none"> None. 		
Performance Standard:		
OD-3-01: Parity with Verizon Retail.		
Report Dimensions:		
Company:	Geography:	
<ul style="list-style-type: none"> CLEC Aggregate CLEC Specific 	<ul style="list-style-type: none"> State Specific 	
Sub-Metrics:		
OD-3-01 % Directory Assistance Update Accuracy – Including Service Order (Order Activity Post Completion Discrepancy) Errors		
Calculation	Numerator	Denominator
	Number of updates completed without error	Total number of updates.

Section 8

General and Miscellaneous Standards

(GE)

	Function	Number of Sub-metrics
GE-1	Directory Listing Verification Reports* (*Applicable to NJ Only)	1
GE-2	Poles, Ducts, Conduit and Rights of Way* (*Applicable to NJ Only)	1
GE-3	Bona Fide Request Responses* (*Applicable to NJ Only)	1

General (GE)

Function:		
GE-1 Directory Listing Verification Reports (Applicable to NJ Only)		
Definition:		
<p>This metric measures the percentage of directory listing verification reports transmitted on or before the due date. For the purposes of this metric, the due date for a directory listing verification report will be deemed to be the date 30 business days prior to the close out date for the directory. The process for obtaining listing verification reports is documented in Verizon's CLEC and Reseller Handbooks.</p>		
Exclusions:		
<ul style="list-style-type: none"> • Reports that the CLEC has requested be transmitted less than 30 business days prior to the close out date for the directory. 		
Performance Standard:		
95% of directory listing verification reports transmitted on or before the due date.		
Report Dimensions:		
Company: <ul style="list-style-type: none"> • CLEC Aggregate • CLEC Specific 	Geography: <ul style="list-style-type: none"> • State Specific 	
Sub-Metrics		
GE-1-01	% of Directory Listing Verification Reports Furnished On-Time	
Calculation	Numerator	Denominator
	Number of directory listing verification reports due in the reporting period that are transmitted on or before the due date.	Total number of directory listing verification reports due in the reporting period.

Function:		
GE-2 Poles, Ducts, Conduit and Rights of Way (Applicable to NJ Only)		
Definition:		
This metric measures the percentage of requests for access to Verizon poles, ducts, conduit and rights of way, for which a response stating whether access will be granted is transmitted on or before the due date. For the purposes of this metric, the due date for a response to a request for access will be deemed to be the date 45 days after Verizon's receipt of a complete and accurate request for access.		
Exclusions:		
<ul style="list-style-type: none"> • Requests for access where the requesting party has agreed to receive a response to the request more than 45 days after Verizon's receipt of the request. • Delays in Verizon's response to the request caused by the CLEC (including, but not limited to, a failure by the CLEC to submit a reasonably complete and accurate request [application] for access, a failure by the CLEC to timely provide information needed to process its request for access, and changes in the CLEC's request for access). 		
Performance Standard:		
95% of responses transmitted on or before the due date.		
Report Dimensions		
Company:	Geography:	
<ul style="list-style-type: none"> • CLEC Aggregate • CLEC Specific 	<ul style="list-style-type: none"> • State Specific 	
Sub-Metrics		
GE-2-01	% of Access Request Responses Transmitted On-Time	
Calculation	Numerator	Denominator
	Number of access request responses due in the reporting period that are transmitted on or before the due date.	Total number of access request responses due in the reporting period.

Function:		
GE-3 Bona Fide Request Responses (Applicable to NJ Only)		
Definition:		
This metric measures the percentage of bona fide requests ("BFRs") for access to UNEs, for which a response stating whether the requested access will be offered is transmitted on or before the due date. For the purposes of this metric, the due date for a response to a request for access will be deemed to be the due date specified in the CLEC's interconnection agreement with Verizon or such later date as may have been agreed to by the CLEC and Verizon.		
Exclusions:		
<ul style="list-style-type: none"> • None 		
Performance Standard:		
No standard.		
Report Dimensions		
Company: <ul style="list-style-type: none"> • CLEC Aggregate • CLEC Specific 	Geography: <ul style="list-style-type: none"> • State Specific 	
Sub-Metrics		
GE-3-01 % of BFR Responses Furnished On-Time		
Calculation	Numerator	Denominator
	Number of BFR access request responses due in the reporting period that are transmitted on or before the due date.	Total number of BFR access request responses due in the reporting period.

Glossary

Application Date	The date that a valid order is received.
ASR	Access Service Request
VZ Administrative Orders	Orders completed by VZ for administrative purposes and NOT at the request of a CLEC or end user. These also include administrative orders for VZ official lines and LIDT (Left in Dial Tone).
Basic Edits	Front-end edits performed by Request Manager prior to order submission. Basic Edits performed against Request Manager provided source data include the following validations: State Code must equal NY, CT, MA, RI, PA, DE, NJ, MD, DC, VA; CLEC ID can not be blank; All dates and times must be numeric; Order Type must be '1','2','3','4'; Svc Order Type must be '0', '1' '2'; Flowthru Candidate Ind and Flowthru Indicator must be 'Y' or 'N'; Lines Number must be numeric; Service Order Classification must be '0' or '1'; Confirmation Method must be 'E', 'M' 'W'; Each submission must have a unique key (PON + Ver + CLEC ID + State); Confirmation, Reject and Completion Transactions must have matching Submission record. Any changes to basic edits will be provided via VZ Change Control procedures. Orders which failed edits have a reject date and a reject source type.
Bill Cycle Hold	The time during which certain Verizon Billing systems hold transactions while the monthly bill is processed.
Collocation Milestones	Refer to the state tariff for specific collocation intervals. In Physical Collocation, the CLEC and VZ control various interim milestones they must meet to meet the overall intervals. The interval clock will stop, and the final due date will be adjusted accordingly, for each milestone the CLEC misses (day for day). Prior to the CLEC beginning the installation of its equipment, the CLEC must sign the VZ work completion notice, indicating acceptance of the multiplexing node construction work and providing VZ with a security fee, if required, as set forthon the Verizon Partner Solutions website. Payment is due within 30 days of bill date. The CLEC may not install any equipment of facilities in the multiplexing node(s) until after the receipt by VZ of the VZ work completion notice and any applicable security fee. In Virtual Collocation, VZ and the CLEC shall work cooperatively to jointly plan the implementation milestones. VZ and the CLEC shall work cooperatively in meeting those milestones and deliverables as determined during the joint planning process. A preliminary schedule will be developed outlining major milestones including anticipated delivery dates for the CLEC-provided transmission equipment and for training.
Change Management Notices	Change Management Notices are notices sent to the CLECs to notify CLECs of scheduled interface-affecting changes.
Interconnection Trunks (CLEC) Requests	< = 192 Forecasted Trunks are CLEC requests for 192 trunks or less that are forecasted by the CLEC and are not projects. > 192 and Unforecasted Trunks are CLEC requests that are for greater than 192 trunks, or are not forecasted by the CLEC, or are projects.

Common Final Trunk Blockage:	Common final trunks carry traffic between VZ end offices and the VZ access tandem, including local traffic to VZ customers as well as CLEC customers. (In rare circumstances, it is possible to have a common final trunk group between two end offices.) The percentage of VZ common final trunk groups carrying local traffic, exceeding the applicable blocking design standard (either B.01 or B.005) will be reported. All CLEC trunks are engineered at the B.005 level. In all but the Washington Metropolitan area, local common trunks are engineered at the B.005 level. In the Washington Metropolitan area, common trunks are engineered at the B.01 level.
Common Trunks:	<p>High Usage Trunks carry two-way local traffic between two VZ end offices. High Usage Common Trunks are designed so that traffic will overflow to final trunk groups. Local trunks are designed such that no more than 0.5% (B.005 standard) of traffic will overflow during the busy hour in all Verizon New York geographies.</p> <p>Final Trunks: (All Verizon except New York LATA) Final Trunks carry two-way local and long distance IXC traffic between an end office and an access tandem switch. Common Final Trunks are designed so that no more than 0.5% (B.005 standard) of traffic will block during the busy hour.</p> <p>Final Trunks – Local (NY LATA 132) Final Trunks carry local two-way traffic between an end office and an access tandem switch. Common Final Trunks are designed so that no more than 0.5% (B.005 standard) of traffic will block during the busy hour.</p> <p>Final Trunks – IXC (NY LATA 132 and Washington Metropolitan Calling Area) Final Trunks carry long distance IXC two-way traffic between an end office and an access tandem switch. Common Final Trunks are designed so that no more than 0.5% (B.005 standard) of traffic will block during the busy hour.</p>
Company Initiated Orders	Provisioning orders processed for administrative purposes and not at customer request.
Company Services	Official Verizon Lines
Completion Date	The date noted on the service order as the date that all physical work is completed as ordered.
Hot Cut Coordinated	A coordinated Hot Cut is the live manual transfer of a dial tone line to a CLEC Loop completed with manual coordination by VZ and CLEC technicians to minimize disruptions for the end user customer. Coordinated Hot Cuts include Basic Hot Cuts and Large Job Hot Cuts. The specific type of request will be identified on the LSR according to published business rules.
CPE	Customer Premises Equipment.
Cut-Over Window	Amount of time from start to completion of physical cut-over of lines.
Dedicated Final Trunks Blockage:	A dedicated final trunk group does not overflow. Dedicated final trunk groups carry local traffic from a VZ Access Tandem to a CLEC switch. All dedicated final trunk groups to the CLECs are engineered at a design-blocking threshold of B.005.

Dedicated Trunks	<p>High Usage Trunks – CLEC Interconnection: carry one-way traffic from a CLEC end office to a Verizon Tandem Office or carry two-way local traffic between a Verizon end-office and a CLEC end-office. High Usage Common Trunks are designed so that traffic will overflow to final trunk groups. Local trunks are designed such that no more than 0.5% (B.005 standard) of traffic will overflow during the busy hour in all Verizon geographies. These trunks are ordered by the CLEC.</p> <p>Final Trunks – CLEC Interconnection: carry one-way traffic from a CLEC end-office to a Verizon Tandem Office or carry two-way traffic between an end-office and a tandem switch. CLECs order these trunks from VZ and engineer to their desired blocking design threshold.</p> <p>High Usage Trunks – VZ to CLEC Interconnection: carry one-way local traffic from a Verizon end-office to a CLEC end-office. High Usage Common Trunks are designed so that traffic will overflow to final trunk groups. Local trunks are designed such that no more than 0.5% (B.005 standard) of traffic will overflow during the busy hour in all Verizon geographies. VZ orders these trunks from CLECs.</p> <p>Final Trunks – VZ to CLEC Interconnection: carry one-way traffic from a VZ end office or a tandem switch. Final Trunks are designed so that no more than 0.5% (B.005 standard) of traffic will block during the busy hour in all Verizon geographies. VZ orders these trunks from CLECs.</p> <p>High Usage Trunks – IXC Feature Group D: carry two-way traffic between a Verizon end-office and an IXC POP. High Usage Trunks are designed so that traffic will overflow to final trunk groups. IXC trunks are designed such that no more than 0.5% (B.005 standard) of traffic will overflow during the busy hour in all Verizon geographies. IXCs order these trunks from VZ.</p> <p>Final Trunks – IXC Feature Group D: carry two-way traffic between an end-office and a tandem switch. Common Final Trunks are designed so that no more than 0.5% (B.005 standard) of traffic will block during the busy hour in all Verizon geographies. IXCs order these trunks from VZ.</p>
Dispatched Orders:	An order requiring dispatch of a Verizon Field technician outside of a Verizon Central Office. Intervals differ by line size. In all areas, for orders greater than or equal to 10 lines, a facility check is required and the interval negotiated. In many, but not all areas, a facility records check (in Engineering) is also performed for orders with six (6) to nine (9) lines.
Dispatched Troubles:	Loop or Drop Wire Troubles reports found to be in drop wire or outside plant. Disposition codes 03 or 04.
Disposition Codes	The code assigned by the Field Technician upon closure of trouble. This code identifies the plant type/location in the network where the trouble was found.
DUF	Daily Usage Feed:
EEL	Enhanced Extended Link (EEL) is a combination of dedicated Unbundled Network Elements that includes loops, transport, and may include multiplexing.
FOC	Firm Order Confirmation.
Hot Cut – Basic	<p>A Basic Hot Cut is a Hot Cut that is not a Large Job Hot Cut, as defined below. A Basic Hot Cut is a Coordinated Hot Cut. Basic Hot Cuts have fixed intervals depending upon line size. CLECs specify FDT on the LSR.</p> <p>A non-WPTS Basic Hot Cut is a Hot Cut that is not a Large Job Hot Cut, as defined below, and in which the CLEC declines to use WPTS or is not trained or certified to use WPTS.</p>

Hot Cut – Large Job	<p>A Large Job Hot Cut is a Hot Cut in which the loops included in a CLEC's order (or in multiple orders submitted by a single CLEC) are processed as a group, and are cut-over together at a specified time. A coordinated Hot Cut specified on the LSR as a Large Job. Intervals for Large Jobs are negotiated. Large Jobs are specified by a CLEC and include multiple orders/lines within the same Central Office. IDLC Loops are not eligible for the Large Job Hot Cut process and will be counted as Basic Hot Cuts.</p>
Line Sharing	<p>Line Sharing allows a separate high-speed data channel on an existing copper pair to be made available to the customer. This single line (a shared loop), with the use of a splitter, simultaneously supports analog voice-grade POTS service and data communications.</p> <p>In order for a loop to be eligible for a Line Share Arrangement, the analog voice-grade POTS service must be provided to the customer by Verizon and the dial tone must originate from a Verizon End Office Switch in the wire center where the Line Share Arrangement is being requested, and the xDSL technology deployed by Verizon does not interfere with the analog voice band transmission.</p> <p>Line Sharing is only available where Verizon provides the voice and data service.</p>
2-Wire Digital	<p>This service provides a digital 2-Wire enhanced channel. It is equivalent to a 2-wire loop less than 18,000 feet from the NID at the end user's premises to the main distributing frame (which is connected to the CLEC's collocation arrangement in the Verizon Central Office in which the end user is served). The 2-Wire Digital – ISDN BRI Loop is only available to the CLEC for use in conjunction with the provision of local exchange service and exchange access to its end users.</p>
2W xDSL Loop	<p>xDSL links provide transmission technologies capable of supporting the following DSL technologies.</p> <ol style="list-style-type: none"> 1. Asymmetrical Digital Subscriber Line (ADSL) 2. High-Bit Rate Digital Subscriber Line (HDSL) 3. Symmetrical Digital Subscriber Line (SDSL) 4. Integrated Digital Subscriber Line (IDSL) 5. Other DSL technologies to the extent that standards are identified and approved by ANSI (T1E1). <p>These xDSL technologies are provisioned on qualified facilities and use line codes as specified in ANSI standards.</p> <p>6. Includes UNE Loop Sharing where technically feasible. For metrics purposes, Loop Share is the process in which one CLEC provides narrowband voice service over the low frequency portion of a UNE copper loop, that is part of a UNE Loop arrangement (not UNE Platform), and a second CLEC provides digital subscriber line service over the high frequency portion of that same loop.</p> <p>Digital Two-Wire Link (including ADSL, HDSL, SDSL and IDSL)— Provides a channel equivalent to a two-wire, non-loaded, twisted copper pair loop from an end user's premises to a POI at a collocation arrangement in the Telephone Company's central office. These links are provisioned in accordance with the technical specifications approved and adopted by ANSI. The digital two-wire link is available where qualified facilities exist. The Telephone Company will not construct new copper facilities to provide these links. Only non-loaded and non-repeated twisted cable pairs that do not exceed a technical length limitation as specified in ANSI documentation can support xDSL capabilities.</p>

Loop Qualification	Loop qualification is the manual step whereby it is determined if the loop facility meets or can be made to meet specifications necessary for 2-Wire Digital or xDSL services.
LSR	Local Service Request
LSRC	Local Service Request Confirmation
Mechanized Flow-Through:	Orders received electronically through the ordering interface (Request Manager) and requiring no manual intervention to be entered into the SOP.
Negotiated Intervals	A process whereby Verizon and the CLEC discuss and come to a mutual agreement on a delivery date of requested services. This agreement should be based on customer, CLEC and Verizon requirements; including but not limited to equipment, facility and work resources required for completing the requested services. Both the CLEC and Verizon should be able to explain the requirements and positions for the discussion.
Network Troubles	Troubles with a disposition code of 03 (Drop Wire), 04 (Loop), or 05 (Central Office) or trouble codes of CO (Central Office), FAC (Facility), or STN (Station). Excludes Subsequent reports (additional customer calls while the trouble is pending), Customer Premises Equipment (CPE) troubles, troubles reported but not found on dispatch (Found OK and Test OK), and troubles closed due to customer action.
Non-Mechanized:	Orders that require some manual processing. Includes orders received electronically that are not processed directly into the legacy provisioning systems, and are manually entered by a VZ representative into the VZ Service Order Processor (SOP) system. For orders not received electronically (such as faxed or courier orders), 24 hours are added to all intervals.
No-Dispatch Troubles:	Troubles reports found to be in the Central Office, including frame wiring and translation troubles. Disposition Codes 05.
No-Dispatch Orders:	Orders completed without a dispatch outside a Verizon Central Office. Includes orders with translation changes and dispatches inside a Verizon Central Office.
Orders with \geq six (6) lines:	In all geographic areas, a facility check is completed on orders greater than or equal to six (6) lines.
OSS	Operations Support Systems
Parsed CSR	The Parsed CSR transaction returns fielded Customer Service Record data to the customer when the PARSEIND field = Y on the inquiry. The parsed CSR transaction enables CLECs to populate their ordering template. This transaction is available on EDI and CORBA. The Verizon Parsed CRS transaction supports POTS accounts, it currently does not support complex accounts including ISDN and Centrex.
POTS Total (Business/Residence)	Plain Old Telephone Services (POTS) include all non-designed lines/circuits that originate at a customer's premise and terminate on an OE (switch Office Equipment). POTS include Centrex, and PBX trunks.
UNE POTS Total	This product group includes UNE POTS Loop, and excludes UNE Hot Cut Loops.
PON	Purchase Order Number: Unique purchase order provided by CLEC to VZ placed on LSRC or ASR as an identifier of a unique order.

Projects	<p>Projects are designated by CLECs. For Trunks, any request for a new trunk group, augment for more than 384 trunks, complex (E911 or DA) or request out of the ordinary requiring special coordination, such as rearrangements is considered a project.</p> <p>For Special Services ordered via ASRs the following is considered a project:</p> <p>UNE IOF Projects – New connects: The A or Z end of the circuit must be at the same location, and the number of circuits for DS1 is eight (8) or more circuits, and for DS3 is eight (8) or more circuits.</p> <p>UNE Loop Projects – New connects: The A or Z end of the circuit must be at the same location, and the number of circuits to qualify for a project are : for DS1 = 10 or more circuits, for DS3 10 or more circuits.</p> <p>Coordinated Conversions (when one CLEC assumes another CLECs circuits due to bankruptcy, takeovers or mergers):</p> <p>For additional information on Special Services projects, refer to the CLEC Handbook.</p>
Reject	An order is rejected when there are omissions or errors in required information. Rejects also include queries where notification is provided to a CLEC for clarification on submitted orders. The order is considered rejected and order processing is suspended while a request is returned or queried.
Run Clock	A measure of duration time where no time is excluded. Duration time is calculated comparing the date and time that a trouble is cleared to the date and time that the trouble was reported.
Segment	Segments are parts of whole orders. [NVL SEGMENT, 0=<1] A segment is used to apportion a longer order to meet limitations of record lengths. Similar to a separate page or section on the same order. Applicable to Verizon North only.
SOP	Service Order Processor
Special Services	Special Services are services that require engineering design intervention. These services include (but are not limited to) such services as: high capacity services (DS1 or DS3, primary rate ISDN, 4-Wire xDSL services, digital services, and private lines or foreign served services (a line physically in one exchange, served by another through a circuit). Excludes access service (access services are defined as those purchased under the state or federal access tariff by a wholesale/carrier customer). For Retail, any service or element involving circuit design purchased by a Verizon retail customer, regardless of state or federal access tariff. Excludes trunks. IOF and EEL are separately reported for provisioning.
Stop Clock	A measure of duration time where some time is excluded. The clock is stopped when testing is occurring, VZ is awaiting carrier acceptance, or VZ is denied access.
Suspend/Restore Orders	Orders completed by VZ to suspend for non-payment or restore for payment . [SNPRES IND.IS NOT NULL]
Test Orders	Orders processed for "fictional" CLECs for VZ to test new services, attestation of services etc.
TGSR	Trunk Group Service Request. A request that CLECs submit to Verizon to request augmentation to the Verizon network to accommodate an increase in CLEC volume.

Two wire digital ISDN Loop	<p>2-Wire unbundled digital loop (previously called 2-Wire Digital Loop) that is compatible with ISDN basic Rate service. It is capable of supporting simultaneous transmission of two (2) B channels and One (1) D channel. It must be provided on non-loaded facilities with less than 1300 OHMs of resistance and not more than 6 kft of bridge tap. This service provides a digital 2-Wire enhanced channel. It is equivalent to a 2-Wire loop less than 18,000 feet from the NID at the end user's premises to the main distributing frame (which is connected to the CLEC's collocation arrangement), in Verizon's Central Office where the end user is served. The 2-Wire Digital – ISDN BRI loop, currently offered by Verizon, is designed to support the Integrated Services Digital Network (ISDN) Basic Rate Service which operates digital signals at 160 kilobytes per second (kbps). The 2-Wire Digital – ISDN BRI loop is only available to the CLEC for use in conjunction with the provision of local exchange service and exchange access to its end-users.</p>
WPTS	<p>Wholesale Provisioning and Tracking System (WPTS) is an automated system used by Verizon for the following purpose:</p> <ul style="list-style-type: none"> • delivering information to CLECs relating to the status of Hot Cut orders, • receiving information or instructions relating to Hot Cut orders from CLECs, • retrieving information relating to Hot Cut orders from other Verizon systems, • for generating reports. <p>The term "WPTS" is also used to refer to any system subsequently utilized by Verizon to perform similar functions in place of or in addition to the version of WPTS that is currently being utilized (at time of the NY PSC 12/16/04 order).</p>

Product identification descriptions:

Retail	Major Customer Name/Number entered on Provisioning order first four (4) characters does not contain the values "RSID" which indicates resold or "AECN" which indicates unbundled.
Resale	Major Customer Name/Number entered on Provisioning order-first four (4) characters does contain the value "RSID" the 6th through 10th indicate reseller id. RSID except test and training RSID orders Ordering: ORDER-TYPE of ORDERING-MASTER-REC = ' 1'
UNE	Major Customer Name/Number entered on provisioning order- first four (4) characters contains the values "AECN" which indicates unbundled. Characters 6 through 10 indicate the Telecommunications carrier id. Ordering: ORDER-TYPE of ORDERING-MASTER-REC = '2' or '3'
POTS - Total	Two-wire analog service with a telephone number and POTS class of service. Includes analog loop (SVGAL). Ordering: <ul style="list-style-type: none"> • Service order classification of ordering master rec = 0 Provisioning: <ul style="list-style-type: none"> • Pots Orders are defined as not having a circuit layout or are not for ISDN service Maintenance: <ul style="list-style-type: none"> • Class Service = 04/05/06/07/08/09/10/13/19/20/21
Complex:	Provisioning: <ul style="list-style-type: none"> • ISDN Basic Rate: Service Code Modifier (SCM) begins with IB • 2-Wire Digital Services • 2-Wire xDSL Services
Special Services	Criteria for inclusion (for line count and trouble tickets) is report category (rpt_cat) is "CR" indicating a Customer Reported trouble, circuit ID does not indicate (fourth character of circuit id for a length of 2) "TK","IB","DI","DO" because these are considered POTS, 7th character of circuit id does not indicate official Verizon line as defined by Bellcore standard practice, trouble code (TROUBLE_CD) is either "FAC" "CO" or "STN" indicating a network trouble, Maintenance center (MCTR) is not training or blank which excludes troubles entered for employee training purposes, Subsequent calls on the same trouble are not included in these metrics, Troubles/lines are excluded where circuit id (cktid character 4 for a length of 2) indicates non-UNE access circuit.
For Trunks:	For Maintenance: Criteria for inclusion is Circuit format (cfmt) is 'M' as defined by Bellcore standard, report category (rpt_cat) is "CR" indicating a Customer Reported trouble, trouble code (trbl_cd) is either "FAC" or "CO" indicating the trouble was found in the Facility-cable (from Central Office to customers location) or in the Central Office (the trouble was found within the Verizon Central Office), Maintenance Center (MCTR) is not training or blank which excludes troubles entered for employee training purposes, Subsequent calls on the same trouble are not included in these metrics.

Version Information

Version Number	Reason for Update	Filed Date	Effective Date (NY)
1.0	NY PSC 6/30/1999 Order in Case 97-C-0139	7/12/1999	
1.1	NY PSC 11/5/1999 Order in Case 97-C-0139	11/15/1999	
2.0	NY PSC 2/16/2000 Order in Case 97-C-0139	2/29/2000	
3.0	NY PSC 12/15/2000 Order in Case 97-C-0139	12/22/2000	
4.0	NY PSC 10/29/2001 Order in Case 97-C-0139	11/8/2001	
5.0	NY PSC 4/29/2002 Order in Case 97-C-0139	5/14/2002	
6.0	NY PSC 10/25/2002 Order in Case 97-C-0139	11/8/2002	December, 2002
7.0	NY PSC 10/29/2003 Order in Case 97-C-0139	11/13/2003	January, 2004 March, 2004 (BI-3-08) June, 2004 (OR-11) September, 2004 (OR-RPON)
8.0*	NY PSC 8/27/2004 Order in Case 97-C-0139	9/13/2004	December, 2004
8.01	Errata Filing: Corrected South OR SOP hours. Corrected Footer effective month information Removed SNP & Restore exclusion from PR-1	9/24/2004	December, 2004
9.0	NY PSC 12/16/2004 Hot Cut C2C Guidelines Order in Case 97-C-0139	1/06/2005	February, 2005
10.0	NY PSC 4/15/2005 Order in Case 97-C-0139	5/02/2005	November, 2005
11.0	NY PSC 12/1/2005 Order in Case 97-C-0139	12/16/2005	Consensus Changes: April, 2006
12.0	NY PSC 6/30/2006 Order in Cast 97-C-0139	7/11/2006	November, 2006
13.0	NY PSC 10/23/2006 Order in Case 97-C-0139	10/27/2006	March, 2007
14.0	NY PSC 05/23/2007 Order in Case 97-C-0139	6/7/2007	June, 2007
15.0	NY PSC 07/20/2007 Order in Case 97-C-0139	7/20/2007	November, 2007
16.0	NY PSC 12/16/2008 Order in Case 97-C-0139	12/31/2008	July, 2009
17.0	NY PSC 09/17/2009 Order in Case 97-C-0139	10/19/2009	March, 2010
18.0	NY PSC 12/21/2010 Order in Case 97-C-0139	01/20/2011	March, 2011

* Migration to the regional East Guidelines document

Implementation process for the East Guidelines

State	Compliance Filing Due Date
NY, CT	Generally 15 calendar days after order issue date
MA	10 calendar days after NY filing
RI	30 calendar days after NY filing
NJ, DE, MD*, VA	30 calendar days after NY filing
PA	30 calendar days after NY filing
DC	30 calendar days after NY filing

Carrier-to-Carrier Guidelines Performance Standards and Reports Appendices

Verizon Reports

**Connecticut
Delaware
District of Columbia
Maryland
Massachusetts
New Jersey
New York
Pennsylvania¹
Rhode Island
Virginia**

¹ Not Applicable to former GTE Territory

Table of Contents

Appendix A	4
Appendix B	5
PROVISIONING CODES	
<i>NMP Provisioning Tables</i>	6
<i>Missed Appointment Code (MAC)</i>	7
<i>Service Code Modifier (SCM)</i>	9
Appendix C	13
PRE-ORDERING DETAILS	
Appendix D	16
RESERVED FOR FUTURE USE	
Appendix E	17
LOCAL NUMBER PORTABILITY PROCESS	
Appendix F	20
E911 UPDATES	
Appendix G	22
REPAIR DISPOSITION CODES	
8.8.1 <i>Disposition Codes North</i>	23
8.9.1 <i>Cause Code Table - North</i>	24
8.7.2 <i>Disposition Codes South (PA, DE, NJ, MD, DC, VA)</i>	25
8.8.2 <i>Cause Code Table – South (PA, DE, NJ, MD, DC, VA)</i>	31
Appendix H	32
FLOW THROUGH ORDERING SCENARIOS	
<i>VERIZON GENERIC FLOW-THROUGH SCENARIOS</i>	33
<i>COVERING THE FORMER BELL ATLANTIC TERRITORIES IN</i>	
<i>CT, MA, NY, RI,</i>	
<i>VERIZON GENERIC FLOW-THROUGH SCENARIOS</i>	47
<i>COVERING THE FORMER BELL ATLANTIC TERRITORIES IN</i>	
<i>DE, MD, NJ, PA, VA, DC</i>	
Appendix I	64
Appendix J	65
Appendix K	66
STATISTICAL METHODOLOGY	
<i>Appendix K</i>	67
Appendix L	75
EXAMPLE OF C2C PERFORMANCE REPORTS IN ASCII FORMAT	

Appendix M	77
ORDER ACCURACY DETAILS	
<i>Order Accuracy</i>	78
<i>Order Accuracy – Directory Listing*</i>	79
Appendix N	80
VERIZON WHOLESALE CHANGE CONTROL NOTIFICATION PROCESS	
Appendix O	82
TEST DECK- WEIGHTED TRANSACTION MATRIX	
<i>MDV (eTRAK) Quality Baseline Validation Test Deck- LSOG 5/6</i>	83
<i>Pennsylvania/Delaware/New Jersey Quality Baseline Validation Test Deck- LSOG 5/6</i>	84
<i>Northeast Regional Quality Baseline Validation Test Deck- LSOG 5/6</i>	85
Appendix P	86
COLLOCATION 45 DAY AUGMENT MILESTONE CHART	
Maryland Appendix Q	89
CHANGES TO THE CARRIER-TO-CARRIER GUIDELINES PERFORMANCE STANDARDS AND REPORTS	
New Jersey Appendix Q	92
CHANGES TO THE CARRIER-TO-CARRIER GUIDELINES PERFORMANCE STANDARDS AND REPORTS	
Appendix R	95
NEW YORK CARRIER WORKING GROUP	
STATEMENT OF PURPOSE & GUIDELINES FOR PARTICIPATION	
Appendix S	97
PROJECTS REQUIRING SPECIAL HANDLING	
Appendix T	101
PROVISIONING COOPERATIVE CONTINUITY TESTING – UNE 2-WIRE xDSL LOOP	
Maryland Appendix U	103
INTERCONNECTION TRUNKS PROVIDED OVER LOOP TRANSPORT FACILITIES	
Maryland Exhibit 1	105
Virginia Exhibit 1	107
New Jersey Exhibit 1	109

Appendix A

Reserved For Future Use

Appendix B

Provisioning Codes

NMP Provisioning Tables

ORDER TYPE:

Defines what type of service is requested

N	New Service
T	The "To" portion when a customer moves From one address To another address
C	Change request to existing service (add or remove features/services)
R	Record Change
D	Disconnect of entire service
F	Disconnect portion of an outside move from the "From" location

Appointment Type Code (ATC):

This code identifies how the appointment date was derived

W	The customer accepted the company's offered due date
X	The customer requested a due date that was greater than the company's offered Due date
S	The customer requested a due date that was earlier than the company's offered due date
C	The customer requested a special due date to coordinate a hot cut.
R	A due date could not be applied due to company or customer reasons.
K	Used on Billing Record Orders where a service order is issued for billing rearrangements.
Y	Verizon Initiated Customer Affecting
Z	Verizon Initiated Customer Non-Affecting

Missed Appointment Code (MAC)

When the original scheduled due date is missed a code is applied to the order to identify the reason for the miss

Customer Missed Appointment:

SA	Access could not be obtained to the customer's premises (customer not at home)
SR	Customer was not ready to receive the new service
SO	Any other customer caused reason for the delay (e.g., unsafe working conditions at the customer site)
SL	Customer requested a later appointment date prior to the due date
SP	Customer requested an earlier appointment date prior to the due date
SC	CLEC Not Ready
—	Under Development: CLEC Not Ready – due to late FOC

Company (VZ) Missed Appointment:

CA	The cable pair from the VZ central office to the customer premises could not be assigned by the due date due to any reason, including assignment load. If after the due date it is determined that no facilities were available, a CF miss is applied.
CB	The VZ business office taking the request caused the delay (misplaced the order)
CC	A Common Cause that affected a large area caused the delay (Hurricanes/work stoppages)
CF	The assigned cable facility was bad
CL	Not enough VZ technicians to complete the work on a given day
CO	Any other delay caused by the Company not listed here (e.g., Technicians truck broke down)
CS	The VZ Central office work was not complete (line not programmed)

Other Missed Appointment:

EO	Used to indicate that Missed Appointment Code placed on service order in error.
----	---

SWO:

A code applied when the order is completed to identify the service grouping

NR	Residence service
NL	Small business (2 lines or less)
NV	Large business (3 lines or more)
NF & NC	Internal VZ service
NS	Special services
NP	VZ Coin services
NI	Private Public Pay Phone (not VZ)

For South:

NO & O	Verizon Internal Services
--------	---------------------------

SELLER TYPE:

A code used to identify orders for Wholesale/Resale/UNE

1	VZ Retail
R	Resale
A or C	UNE
P	COIN

RID:

The presence of a Record Inventory Date (RID) indicates a Special Services order.

Service Code Modifier (SCM)

Identifies the service grouping of a special service circuit.

<i>ITEM</i>	<i>SERVICE ORDER</i>	<i>NMP Provisioning Field</i>	<i>VALUE</i>
Dispatch	OCB in STAT section	OCB_COC	= 'O'
No Dispatch	N0 OCB in STAT section	OCB_COC	<> 'O'
Dispatch	Number of times dispatched by the WFA/DO system	WFA_NUM_DO	>0
No Dispatch	Number of times dispatched by the WFA/DO system	WFA_NUM_DO	=0
Offered Interval	Elapsed business days between the application date and due date in Header Section	APPINTV	INTEGER
Completion Interval	Elapsed business days between the application date and completion date in header section	CMPINTV	INTEGER
Status complete		STATUS	= '55B'
Company services	Line of Business (LOB) indicator	LOB	'09000' (New York/New England '09' (Mid-Atlantic))
Seller	RSID, AECN, or CCAR in ID section	SELLER_NAME	
ATC	Appointment type code after due date in header section	ATC	'W' OR 'X' See: Appointment Type Code (ATC)
Service Code Modifier	Position 3-4 of circuit ID in S&E section	SCM	SEE DS TABLE
Customer/Company Missed Appointment	Follows "SD/" after due date in Header Section	CISR_MAC	COMPANY BEGINS WITH 'C'. CUSTOMER = SA, SR, SO, SL, SC

SERVICE CODE MODIFIER (SCM) TABLE FOR DS LEVEL REPORTING

SCM	TYPE	LEVEL	ACCESS	SCM	TYPE	LEVEL	ACCESS	SCM	TYPE	LEVEL	ACCESS
AA	ANALOG	DS0	N	LE	ANALOG	DS0	A	WF	DIGITAL	DS0	A
AB	DIGITAL	DS0	N	LF	ANALOG	DS0	A	WG	ANALOG	DS0	N
AD	ANALOG	DS0	N	LG	ANALOG	DS0	A	WI	ANALOG	DS0	N
AF	ANALOG	DS0	N	LH	ANALOG	DS0	A	WJ	ANALOG	DS0	A
AI	ANALOG	DS0	N	LJ	ANALOG	DS0	A	WL	ANALOG	DS0	A
AL	ANALOG	DS0	N	LK	ANALOG	DS0	A	WN	ANALOG	DS0	A
AN	ANALOG	DS0	N	LL	ANALOG	DS0	N	WO	ANALOG	DS0	N
AP	ANALOG	DS0	N	LN	ANALOG	DS0	A	WP	ANALOG	DS0	A
AQ	DIGITAL	DS0	N	LP	ANALOG	DS0	A	WQ	ANALOG	DS0	A
AR	DIGITAL	DS0	N	LQ	ANALOG	DS0	A	WR	ANALOG	DS0	A
AT	ANALOG	DS0	N	LR	ANALOG	DS0	A	WS	ANALOG	DS0	N
AU	ANALOG	DS0	N	LS	ANALOG	DS0	N	WU	ANALOG	DS0	N
BA	LCL SPL	DS0	N	LT	ANALOG	DS0	N	WV	ANALOG	DS0	N
BL	ANALOG	DS0	N	LV	ANALOG	DS0	A	WX	ANALOG	DS0	N
BS	ANALOG	DS0	N	LY	ANALOG	DS0	A	WY	ANALOG	DS0	N
CA	ANALOG	DS0	N	LZ	ANALOG	DS0	A	WZ	ANALOG	DS0	N
CC	DIGITAL	DS0	N	MA	ANALOG	DS0	N	XA	DIGITAL	DS0	A
CE	ANALOG	DS0	N	MC	ANALOG	DS0	N	XB	DIGITAL	DS0	A
CF	ANALOG	DS0	N	ML	ANALOG	DS0	N	XC	DIGITAL	DS0	A
CG	ANALOG	DS0	N	MQ	ANALOG	DS0	A	XD	DIGITAL	DS0	A
CI	ANALOG	DS0	N	MR	ANALOG	DS0	A	XE	DIGITAL	DS0	A
CK	ANALOG	DS0	N	MS	ANALOG	DS0	N	XF	DIGITAL	DS0	A
CL	LCL SPL	DS0	N	MT	ANALOG	DS0	N	XG	DIGITAL	DS0	A
CN	ANALOG	DS0	N	NA	ANALOG	DS0	N	XH	DIGITAL	DS0	A
CP	ANALOG	DS0	N	NC	ANALOG	DS0	N	XI	DIGITAL	DS0	A
CR	ANALOG	DS0	N	ND	LCL SPL	DS0	N	XJ	DIGITAL	DS0	A
CS	ANALOG	DS0	N	NQ	ANALOG	DS0	A	XL	ANALOG	DS0	A
CT	ANALOG	DS0	N	NT	ANALOG	DS0	A	XR	DIGITAL	DS0	A
CV	ANALOG	DS0	N	NU	ANALOG	DS0	A	XX	ANALOG	DS0	N
CW	ANALOG	DS0	N	NV	ANALOG	DS0	A	YG	DIGITAL	DS0	A
CX	ANALOG	DS0	N	NW	ANALOG	DS0	A	YN	DIGITAL	DS0	A
CZ	ANALOG	DS0	N	NY	ANALOG	DS0	A	ZA	COMPANY CKTS	DS0	N
DA	DIGITAL	DS0	N	OC	ANALOG	DS0	N	ZC	COMPANY CKTS	DS0	N
DC	DIGITAL	DS0	N	OI	ANALOG	DS0	N	ZD	COMPANY CKTS	DS0	N
DD	ANALOG	DS0	N	ON	ANALOG	DS0	N	ZE	COMPANY CKTS	DS0	N
DI	LCL SPL	DS0	N	OP	ANALOG	DS0	N	ZF	COMPANY CKTS	DS0	N
DJ	ANALOG	DS0	N	OS	ANALOG	DS0	N	ZM	COMPANY CKTS	DS0	N
DK	ANALOG	DS0	N	PA	ANALOG	DS0	N	ZP	COMPANY CKTS	DS0	N
DL	ANALOG	DS0	N	PB	ANALOG	DS0	A	ZQ	COMPANY CKTS	DS0	N
DM	DIGITAL	DS0	N	PC	DIGITAL	DS0	N	ZS	COMPANY CKTS	DS0	N
DO	LCL SPL	DS0	N	PD	ANALOG	DS0	N	ZT	COMPANY CKTS	DS0	N
DP	DIGITAL	DS0	N	PE	ANALOG	DS0	A	ZV	COMPANY CKTS	DS0	N

SERVICE CODE MODIFIER (SCM) TABLE FOR DS LEVEL REPORTING, continued

SCM	TYPE	LEVEL	ACCESS	SCM	TYPE	LEVEL	ACCESS	SCM	TYPE	LEVEL	ACCESS
DQ	DIGITAL	DS0	N	PF	ANALOG	DS0	A	ZZ	COMPANY CKTS	DS0	N
DR	DIGITAL	DS0	N	PG	ANALOG	DS0	N				
DS	DIGITAL	DS0	N	PI	ANALOG	DS0	N				
DT	ANALOG	DS0	N	PJ	ANALOG	DS0	A	AC	HIGHCAP	DS1	A
DU	ANALOG	DS0	N	PK	ANALOG	DS0	A	AH	HIGHCAP	DS1	A
DW	DIGITAL	DS0	N	PL	ANALOG	DS0	N	AS	HIGHCAP	DS1	N
DX	DIGITAL	DS0	N	PM	ANALOG	DS0	N	CH	HIGHCAP	DS1	N
DY	DIGITAL	DS0	N	PN	ANALOG	DS0	A	DB	HIGHCAP	DS1	N
DZ	DIGITAL	DS0	N	PQ	ANALOG	DS0	A	DF	HIGHCAP	DS1	N
EA	ANALOG	DS0	N	PR	ANALOG	DS0	N	DG	HIGHCAP	DS1	N
EB	ANALOG	DS0	N	PS	ANALOG	DS0	N	DH	HIGHCAP	DS1	N
EC	ANALOG	DS0	N	PT	ANALOG	DS0	N	FL	HIGHCAP	DS1	N
EE	ANALOG	DS0	N	PV	ANALOG	DS0	N	HC	HIGHCAP	DS1	A
EF	ANALOG	DS0	N	PW	ANALOG	DS0	N	HJ	HIGHCAP	DS1	A
EG	ANALOG	DS0	N	PX	LCL SPL	DS0	N	HK	HIGHCAP	DS1	N
EL	ANALOG	DS0	N	PZ	ANALOG	DS0	N	HL	HIGHCAP	DS1	N
EM	ANALOG	DS0	N	QB	DIGITAL	DS0	N	HN	HIGHCAP	DS1	N
EN	ANALOG	DS0	N	QD	DIGITAL	DS0	N	HU	HIGHCAP	DS1	N
EO	ANALOG	DS0	N	QE	DIGITAL	DS0	N	HX	HIGHCAP	DS1	A
EP	ANALOG	DS0	N	QJ	DIGITAL	DS0	N	IP	HIGHCAP	DS1	N
EQ	ANALOG	DS0	N	QK	DIGITAL	DS0	N	JE	HIGHCAP	DS1	A
ES	ANALOG	DS0	N	QL	DIGITAL	DS0	N	QA	HIGHCAP	DS1	N
EV	ANALOG	DS0	N	QR	DIGITAL	DS0	N	QG	HIGHCAP	DS1	N
EW	ANALOG	DS0	N	QS	DIGITAL	DS0	N	SY	HIGHCAP	DS1	A
EX	ANALOG	DS0	N	QU	ANALOG	DS0	N	TD	HIGHCAP	DS1	A
FA	ANALOG	DS0	N	QY	DIGITAL	DS0	N	TE	HIGHCAP	DS1	A
FD	ANALOG	DS0	N	RA	ANALOG	DS0	N	UF	HIGHCAP	DS1	N
FE	DIGITAL	DS0	N	RC	DIGITAL	DS0	N	UH	HIGHCAP	DS1	N
FF	DIGITAL	DS0	N	RD	ANALOG	DS0	N	UM	HIGHCAP	DS1	N
FP	ANALOG	DS0	N	RE	ANALOG	DS0	N	VS	HIGHCAP	DS1	N
FQ	ANALOG	DS0	N	RG	ANALOG	DS0	N	VW	HIGHCAP	DS1	N
FR	ANALOG	DS0	N	RL	ANALOG	DS0	N	VX	HIGHCAP	DS1	N
FT	ANALOG	DS0	N	RO	ANALOG	DS0	N	VY	HIGHCAP	DS1	N
FV	ANALOG	DS0	N	RS	ANALOG	DS0	N	YB	HIGHCAP	DS1	A
FW	ANALOG	DS0	N	RT	ANALOG	DS0	N	ED	HIGHCAP	DS3	A
FX	ANALOG	DS0	N	SA	ANALOG	DS0	N	EH	HIGHCAP	DS3	A
FZ	ANALOG	DS0	N	SB	ANALOG	DS0	A	EJ	HIGHCAP	DS3	A
GA	DIGITAL	DS0	N	SC	ANALOG	DS0	N	EK	HIGHCAP	DS3	A
GB	DIGITAL	DS0	N	SD	ANALOG	DS0	A	FI	HIGHCAP	DS3	N
GC	DIGITAL	DS0	N	SE	ANALOG	DS0	A	GW	HIGHCAP	DS3	N
GD	DIGITAL	DS0	N	SF	ANALOG	DS0	A	HD	HIGHCAP	DS3	A
GE	DIGITAL	DS0	N	SG	ANALOG	DS0	N	HE	HIGHCAP	DS3	A
GF	DIGITAL	DS0	N	SJ	ANALOG	DS0	A	HF	HIGHCAP	DS3	A
GG	DIGITAL	DS0	N	SK	ANALOG	DS0	N	HG	HIGHCAP	DS3	A
GH	DIGITAL	DS0	N	SL	LCL SPL	DS0	N	HH	HIGHCAP	DS3	A
GI	DIGITAL	DS0	N	SM	ANALOG	DS0	N	HI	HIGHCAP	DS3	N
GJ	DIGITAL	DS0	N	SN	ANALOG	DS0	N	HT	HIGHCAP	DS3	A
GK	DIGITAL	DS0	N	SQ	ANALOG	DS0	N	HZ	HIGHCAP	DS3	N
GL	DIGITAL	DS0	N	SS	ANALOG	DS0	N	JI	HIGHCAP	DS3	A
GM	DIGITAL	DS0	N	ST	DIGITAL	DS0	N	LI	HIGHCAP	DS3	N
GN	DIGITAL	DS0	N	SV	ANALOG	DS0	A	LM	HIGHCAP	DS3	N
GO	DIGITAL	DS0	N	SZ	ANALOG	DS0	A	LO	HIGHCAP	DS3	N
GP	DIGITAL	DS0	N	TA	ANALOG	DS0	N	LU	HIGHCAP	DS3	N

SERVICE CODE MODIFIER (SCM) TABLE FOR DS LEVEL REPORTING, continued

SCM	TYPE	LEVEL	ACCESS	SCM	TYPE	LEVEL	ACCESS	SCM	TYPE	LEVEL	ACCESS
GQ	DIGITAL	DS0	N	TB	ANALOG	DS0	N	LW	HIGHCAP	DS3	N
GR	DIGITAL	DS0	N	TC	ANALOG	DS0	N	LX	HIGHCAP	DS3	A
GS	DIGITAL	DS0	N	TF	ANALOG	DS0	N	MB	HIGHCAP	DS3	N
GT	DIGITAL	DS0	N	TG	ANALOG	DS0	N	MD	HIGHCAP	DS3	N
GU	DIGITAL	DS0	N	TK	LCL_SPL	DS0	N	MF	HIGHCAP	DS3	N
GV	DIGITAL	DS0	N	TL	ANALOG	DS0	N	MI	HIGHCAP	DS3	N
GX	ANALOG	DS0	N	TM	ANALOG	DS0	N	MM	HIGHCAP	DS3	N
GZ	DIGITAL	DS0	N	TN	ANALOG	DS0	N	OA	HIGHCAP	DS3	A
H	ANALOG	DS0	N	TO	ANALOG	DS0	N	OE	HIGHCAP	DS3	A
HA	DIGITAL	DS0	N	TQ	ANALOG	DS0	A	QC	HIGHCAP	DS3	N
HB	DIGITAL	DS0	N	TR	ANALOG	DS0	N	QH	HIGHCAP	DS3	N
HM	DIGITAL	DS0	N	TT	ANALOG	DS0	N	QI	HIGHCAP	DS3	N
HP	DIGITAL	DS0	N	TU	ANALOG	DS0	N	TV	HIGHCAP	DS3	A
HQ	DIGITAL	DS0	N	TW	ANALOG	DS0	A	TZ	HIGHCAP	DS3	A
HR	DIGITAL	DS0	N	TX	ANALOG	DS0	N	VR	HIGHCAP	DS3	N
HS	DIGITAL	DS0	A	TY	ANALOG	DS0	N	YH	HIGHCAP	DS3	A
HV	ANALOG	DS0	N	UN	ANALOG	DS0	N	YI	HIGHCAP	DS3	A
HW	DIGITAL	DS0	N	US	DIGITAL	DS0	N	JJ	HIGHCAP	Other	A
HY	DIGITAL	DS0	N	VF	ANALOG	DS0	N	JK	HIGHCAP	Other	A
IA	DIGITAL	DS0	A	VH	ANALOG	DS0	N	ME	HIGHCAP	Other	N
IB	DIGITAL	DS0	N	VI	ANALOG	DS0	N	MG	HIGHCAP	Other	N
ID	DIGITAL	DS0	N	VM	ANALOG	DS0	N	MH	HIGHCAP	Other	N
IO	ANALOG	DS0	N	VN	ANALOG	DS0	N	MJ	HIGHCAP	Other	N
IT	ANALOG	DS0	N	VT	ANALOG	DS0	N	MK	HIGHCAP	Other	N
KC	ANALOG	DS0	A	WA	ANALOG	DS0	A	MP	HIGHCAP	Other	N
LA	ANALOG	DS0	N	WB	DIGITAL	DS0	A	OB	HIGHCAP	Other	A
LB	ANALOG	DS0	A	WC	DIGITAL	DS0	A	OD	HIGHCAP	Other	A
LC	ANALOG	DS0	A	WD	DIGITAL	DS0	A	OF	HIGHCAP	Other	A
LD	ANALOG	DS0	A	WE	DIGITAL	DS0	A	OG	HIGHCAP	Other	A

Appendix C

Pre-Ordering Details

ENVIEW PROCESS – NOTES:

The EnView process' resulting response times are reported for each of the Verizon Regions. EnView executes transactions through customized scripts. The customized scripts were created for each application based on the replications of actual transactions that were executed by a Verizon service representative using the OSS, and of a CLEC representative accessing the OSS through a Verizon interface. The EnView robot creates log records that indicate whether the transaction was successful or failed. The robot also records transaction response times.

The EnView robot sends transactions to the same interface that CLECs utilize to gain access to Verizon's OSS. There is no difference between the processing of the EnView transactions, and those submitted by the CLECs through the interface. Corresponding transactions are sent directly by EnView to the OSS as well.

Data from the EnView robot log files is processed daily for each of the Pre-Order transactions (Customer Service Record, Due Date Availability, Address Validation, Product & Service Availability, Telephone Number Availability & Reservation, Facility Availability (ADSL Loop Qualification), and Reject Query).

Timeouts are set at 60 seconds, and are an indication that the EnView robot prior to the 60-second time-out threshold did not receive a response. Timeouts are removed from the queue, and therefore are not included in the response time calculations; instead they are captured in the PO-1-08 % Timeout metric.

Log file – the daily files produced by each of the robots that include the records for all of the requests issued during the report period and the resulting dispositions and response times.

Currently the log files are stored on the robots for nine days; however, they are automatically FTP'd (File Transfer Protocol) daily to multiple locations including the EnView server for storage and the BigFile server located in the Verizon data center in Burlington, Massachusetts.

NMP Application – The Network Metrics Platform (NMP) application uses an Oracle database to produce average response time results. All preorder data used for average response time calculations is read into the Oracle database.

The following transactions and response time differences are measured and reported for Pre-Order response times:

EDI/CORBA/Web GUI Due Date Availability
(DDA)
Live Wire Due Date Availability
Difference

EDI/CORBA/Web GUI Customer Address
Validation (ADV)
Live Wire Customer Address Validation
Difference

EDI/CORBA/Web GUI Reserve TN (TNS)
Live Wire Reserve TN
Difference

EDI/CORBA/Web GUI Product & Service
Availability (PSA)
Live Wire Product & Service Availability
Difference

EDI/CORBA/Web GUI Customer Service
Record (CSR)
BOSS Customer Service Record (CSR)
Difference

EDI/CORBA/Web GUI Facility Availability
(ADSL Loop Qualification)
OSS Facility Availability (ADSL Loop
Qualification)
Difference

EDI/CORBA Parsed CSR
Difference

In order to make a like for like comparison between Request Manager and the OSS an adjustment is made to the response times prior to calculating the Request Manager and OSS response time differences. The daily average response time for the PREMIS/LiveWire Address Validation transaction is combined with the response time for the PREMIS/LiveWire Telephone Number Select transaction. Monthly average response times and differences are calculated and reported at the close of each month. Average Response Time is the sum of the response times divided by the number of Pre-Ordering queries in the report period. Monthly results include response times for each of the PreOrder transaction types. Transaction count weighting factors are not included in the averaging process.

Appendix D

Reserved For Future Use

Appendix E

Local Number Portability Process

LOCAL NUMBER PORTABILITY/HOT-CUT

LNP/Hot-Cut Process

The CLEC sends an LSR to VZ for a loop hot-cut with LNP. VZ returns a FOC to the CLEC with the date and time for the cutover. VZ also sends a message via the SOA (service order activation system) to NPAC indicating that the affected telephone number will be made available for LNP activation. This message creates a subscription version in the NPAC. VZ sends the message to NPAC at the same time that the service order is issued. This is mechanized for all orders except DID/CTX. The FOC, (or more correctly the LSC), will be returned to the CLEC the same time the service order is issued and the message goes to the NPAC.

Upon receipt of the FOC, the CLEC sends a message to NPAC specifying the date and time for the activation of LNP. Alternatively, the CLEC may specify only the date initially and, when they are ready to port, a second message to NPAC to activate LNP in real time. VZ has observed that most CLECs' initial subscription entered into NPAC via SOA contains the date due only. On the date due the CLEC will send an ACTIVATE message via SOA to NPAC when they are ready to port the Verizon number. Two basic scenarios may occur.

Scenario 1 - PORT OUT of the Verizon number associated with an Unbundled Loop HOT CUT conversion:

Prior to the due date, the VZ Regional CLEC Co-ordination Center (RCCC) will arrange with internal VZ personnel to have the cable pairs moved on the agreed upon due date at specific time known as the frame due time (FDT). In addition, at least one day prior to the due date VZ will install a 10 digit unconditional trigger on the VZ line (during the porting process, it is VZ's policy to place the 10 digit trigger on all telephone numbers, with the exception of virtual numbers like DID and distinctive ringing, to direct all calls to the number being ported to be queried at the LNP data base before any call termination is attempted). For all HOT CUTS (with or without LNP) of unbundled loops, the CLEC is required to have dial tone at their collocation 48 hours before the DD. The RCCC will verify dialtone two days prior to the HOT CUT in the afternoon and notify the CLEC of any problems found. On the due date, the CLEC will notify the RCC of the "Go Ahead" via the Wholesale Provisioning Tracking System (WPTS) which is an interactive web-based system; or the RCCC will contact the CLEC before the scheduled HOT CUT time to ensure that both parties are ready. Verizon has an obligation to meet FDT and DD within a specific window of time. The window of time as follows:

1-9 lines	1 hour
10-49 lines	2 hours
50-99 lines	3 hours
100-199 lines	4 hours
200 + lines	8 hours

Exception: Hot Cut conversions involving IDLS have a requirement to be completed within a four (4) hour window. For example, AM = 8:00AM to 12:00PM. PM = 1:00PM to 5:00PM. If the CLEC indicates that the port should proceed, VZ will cut the loop at the scheduled time (FDT), or AM/PM window if IDLC and report the completion to the CLEC within the appropriate HOT CUT window via WPTS or by a call. Upon notification of the completion, the CLEC will send a notice to NPAC to activate LNP in real time. As long as a trigger has been placed on the Verizon line, this PORT OUT is under the total control of the CLEC. However, the line should be ported upon notification of the successful HOT CUT to prevent any possible service interruptions.

Scenario 2 - PORT OUT of the Verizon number NOT associated with an Unbundled Loop HOT CUT:

VZ will issue service orders to place the 10-digit trigger on the line at least one day prior to the date due and to remove the end user telephone number translation from the VZ switch at 11:59 pm using the FDT. For informational purposes the CLEC requested work completion time will be carried on the VZ service order. At the same time the service orders are issued, VZ will send the FOC to the CLEC and create the subscription version to the NPAC. Since no Hot Cut is involved, once the 10 digit trigger is added to the VZ telephone number, the CLEC has control of the *porting activity and there should be no customer service interruption if the CLEC completes their work by 11:59pm on the confirmed due date.* If the 10-digit trigger is not applied because the VZ account has virtual telephone numbers, e.g. DID, then the FDT would govern the porting out activity and VZ will handle in the same manner as a Hot Cut by verbal communication.

VZ places the 10-digit trigger on all porting orders with the exception of virtual telephone numbers. Virtual telephone numbers are those numbers without OE (office equipment), e.g. DID, remote call forwarding. The 10-digit trigger enables intraswitch call origination and donor switch query calls to be routed to the CLEC's switch even if the line is not disconnected from the switch. This will happen only if the CLEC has updated the LNP database via an NPAC activation message. Basically the 10 digit trigger mitigates the need to closely co-ordinate the disconnect of the line with the CLEC. VZ activates the 10 digit trigger at least 1 day prior to the porting due date; it is de-activated when the TN translations are removed from the switch. The 10-digit trigger has no other network purpose. Since DID numbers do not have OE, porting requests for DID service requires coordination between the CLEC and the RCCC at the FDT.

On all ports without a loop and with a trigger, the VZ service order will carry

a FDT of 11:59 PM. The trigger will not be deactivated until that time. Therefore, the CLEC is able to use the full day of the due date to complete their work activities (switch translations, loop installs, NPAC activate, etc.) before the VZ line is disconnected from the switch.

Appendix F

E911 Updates

ENHANCED 911 DATABASE UPDATES

Background:

The E911 database identifies the street address associated with each telephone number, thus enabling PSAPs to automatically identify an emergency caller's location, if the emergency caller is unable to communicate this information verbally.

The E911 database is owned and maintained by VZ in those counties where VZ is the incumbent telephone company or has been contracted by the municipality or state to be the lead telephone company or database administrator. However, the company that provides dial tone to a telephone number is responsible for updating the E911 database when there is service order activity. VZ is responsible for updating the E911 database for their own customers, for customers of CLECs served by resale of VZ's local service or by VZ's UNEs. CLECs are responsible for updating the E911 database for customers that receive dial tone via CLECs' switching equipment.

The E911 database is updated by means of an electronic interface. VZ updates the E911 database once each evening from the VZ service order systems through a file transfer protocol. Facilities based CLECs use PS/ALI and have the opportunity to upload their records 10 times per day. VZ developed this interface for PBX's and subsequently it is available for use by CLECs so that they can update the E911 database when they provide the dial tone.

When VZ or a CLEC attempts to update the E911 database, the address is compared against a range of permissible street addresses contained in the Master Street Address Guide (MSAG). The MSAG is compiled by the E911 municipalities and consists of address information provided by each of the E911 municipalities. Thus, the MSAG is only as accurate as the information supplied by the municipalities.

If the E911 database cannot accept the update, either because of a discrepancy with MSAG or for some other reason, the E911 database generates an error message that identifies the nature of the problem. The Telephone Company attempting to update the database must then correct the problem and resubmit the information.

Local Number Portability (LNP) requires additional steps pursuant to procedures developed by the National Emergency Number Association called "NENA Recommended Standards for Service Provider Local Number Portability." The donor company must issue an "unlock" order to the E911 database to make the telephone number available to the recipient company, and the recipient company must issue a "migrate" order to the E911 database to identify the new dial tone provider. The E911 database does not have the updated customer's carrier identification code until both orders are issued in the proper sequence. Nevertheless, the customer's E911 record is present in the database and the customer's access to E911 service is unaffected. The responsibilities and procedures for updating the E911 database are described on the Verizon Partner Solutions website.

Appendix G

Repair Disposition Codes

All repair codes can be found on the Verizon Partner Solutions website

Disposition Codes: http://www22.verizon.com/wholesale/clecsupport/content/1,16835,East%20east-wholesale-customer_docs-verizon_east_cust_docs,00.html

Cause Codes: http://www22.verizon.com/wholesale/clecsupport/content/1,16835,East%20east-wholesale-customer_docs-verizon_east_cust_docs,00.html

(Repair) Disposition Codes

Disposition Codes exist to identify defects in equipment or facilities and customer error or misuse of Telephone Company (TELCO) and Customer Equipment.

Disposition Codes North

Disposition Code Table	
Disposition Code	Trouble was found in:
03xx	Verizon Wire
0371	Protector
0372	Ground Wire
0373	Radio Suppressor
0381/0382	Aerial Drop Wire
0383/0384	Buried Drop Wire
0385	Block/Bridle Wire
0391-97	Network Interface Device
04xx	Verizon Cable Plant
040x	Pair Transferred
041x	Sheath, Case, End Cap, etc.
042x	Closure/Splice Case
043x	Terminal
044x	Fiber Optic Cable
045x	Fiber Termination
046x	Fiber Splice
047x	Pair Gain Analog
048x	Pair Gain Digital
049x	Cable Misc. (Pole, Guy, Trench, etc.)
05xx	Verizon Central Office
051x	Switch
052x	Translations (Software)
053/054x	Frame (Hardware)
055x	Power Equipment
056x	Central Office Misc. Equipment

Disposition Code Table	
Disposition Code	Trouble was found in:
057x	Central Office Special Services Equipment
058x	Central Office Voice Mail Service Equipment
12xx	CPE (Customer Premises Equipment)
1220	Dispatched Out on a demand dispatch/trouble proven into CPE/IDC applies.
1232	Dispatched In/trouble proven in CLEC portion of circuit/IDC applies.
1235	Demand dispatch for cooperative test IDC applies.
1239	Dispatch Out on a demand dispatch/proven into CLEC portion of circuit/IDC applies.
1239	Dispatch Out on a demand dispatch/no access to premises/CNR applies.
1296	Dispatched In/trouble not found within Verizon's Central Office/IDC applies.

Cause Code Table - North

The Cause Code describes the trouble's cause.

Cause Code Table	
Cause Code	Trouble was caused by.....
1XX	Employee
2XX	Non-employee
3XX	Plant Equipment
4XX	Weather
5XX	Other
6XX	Miscellaneous
600	Unknown
610	Came Clear
698	CPE Trouble – IDC Incurred
699	CPE Trouble – Auto Generated IDC Incurred

Disposition Codes South (PA, DE, NJ, MD, DC, VA)

Disposition Code	Trouble was found in:
03xx	Station Wiring
030x	Complex Inside Wiring
031x	Reserved
0300	Other/Came Clear
0301	Less Than 25 Pairs
0302	25-50 Pairs
0303	Over 50 Pairs
0304	25 Pair Ribbon Connector
0305	Jack/Connecting Block
032x	Modular Connector (OCS, Public and 911 only)
0320	Other/Came Clear
0321	Surface Mount
0322	Flush Mount
0323	Wall Phone Mount
0324	1A Type converter
0325	Customer convenience Termination
0326	"R" Interface (TA)
0327	"S" Interface (NT2-TA / TE1)
0328	"T" Interface (NT1-NT2)
0329	"U" Interface (NT1-Loop)
033x	Simple Inside Wiring (OCS, Public and 911 only)
0331	Simple Inside Wire
0339	Came Clear
034x	Network Interface Device
0341	Indoor-Single/Multiple
0342	Outdoor-Single/Multiple
0343	Network Terminating Wire
0344	(PCA) Protective Connecting Arrangement

0349	Came Clear
035x	Nonmodular Termination (OCS, Public and 911 only)
0350	Other/Came Clear
0351	Connecting Block
0352	Jack
036x	Reserved for Protective Live Wire
037x	Protection
0371	Protection
0372	Grounding/Bonding
0379	Came Clear
038x	Aerial/Buried Service Wire
0381	Aerial
0382	Buried
0389	Came clear
039x	Other Network Devices
0390	Reserved for Future Regional Use
0391	Suppressor
0392	(MTU) Maintenance Test Unit
0399	Came Clear
04xx	Outside Plant
040x	Trouble Not Repaired
0400	Came clear
0401	Pair Transferred
0402	Pair Cut Dead / Bridge Tap Removed
0403	Pair Transposed
0404	Reversing Clips / Shoes
041x	Cable – Distribution & Feeder
0411	Cable
0412	Load Coil Capacitor/Buildout
0413	Temporary Closure
0414	Cut and Damaged Cable
042x	Closure/Splice Case
0421	Hard Closure/Case
0422	Poly /Ready Access Closure
0423	Encapsulated
0424	Closure Pedestal
043x	Terminal
0431	Ready Access-Aerial
0432	Ready Access-Buried
0433	Fixed Count Distribution Aerial/Buried
0434	Cross Connecting Terminal
044x	Distribution Wire/Terminal
0441	Distribution Wire
0442	Wire Terminal
045x	Reserved

046x	IOF Carrier Supporting Hardware
0461	IOF Copper Fed
0462	IOF Fiber Fed
047x	Loop Carrier Supporting Hardware
0471	Multiplexer
0472	Power Source
0473	Common Circuit Pack
0474	Channel Unit
0475	Repeater Shelf
0476	Wiring
0477	Monitoring Unit
0478	Fiber Termination Panel
048x	Miscellaneous
0481	Miscellaneous
0482	Loop Treatment Device
0483	Fiber Optics
05xx	Central Office
050x	Other Switched Services
0501	Billing
0502	Signal Transfer Point
0503	Access Tandem
0504	Originating Equipment Change
0505	Frame –Cross connect Changes
0506	Protector Change
0507	Precautionary Changes (All)
051x	Switching Equipment
0510	Other/Came Clear
0511	Common Equipment
0512	Line Equipment
0513	Subscriber Line Carrier – Integrated
0514	Trunk Equipment
0515	Carrier System Integrated Other
0516	Common Channel Signaling C.O. Equipment
0517	Power
052x	Line Translations
0520	Other/Came Clear
0525	Line Translations Error
0526	Line Translations Document Error
0529	PIC Provisioning Error
053x	Frame
0530	Other/Came Clear
0531	Cross Connection
0532	Protector
0533	Reversing Device/Test Cord
055x	Software

0550	Other/Came Clear
0551	Switch Software
0552	Translations – Other
056x	Network Terminal Equipment
0560	Other/Came Clear
0561	Digital Loop Carrier
0562	IOF Carrier
0563	Transmission/Signaling/Equipment
0564	Miscellaneous Customer Service Equipment
0565	Test System/Circuit
057x	Non Message Network Switched Services
0571	Central Office-Local Area Network
0572	PPSN-Access Concentrator (ANP)
0573	PPSN-Packet Switch (EXD-P)
0574	Group Access Bridging Equipment (GAB)
0575	Regulated Adjunct Processors
0576	Multi Services Platform (MSP)
058x	Radio System
0580	Other /Came Clear
0581	Maritime
0582	Improved Mobile Telephone Service (IMTS)
0583	Manual Mobile Radio Service
059x	Database for Data Driven Service
0590	Other/Came clear
0591	Calling Card Service
0592	Automatic Intercept System (AIS)
0593	Expanded 911 Service (E911)
0594	BOC 800 Service
0595	Class
0596	900 NXX Service
0597	Advanced Intelligent Network (AIN)
06xx	Customer Action
060x	No Access-Customer Can't be Reached during 3 day Follow-up period
0601	No Access-Unable to Renegotiate
061x	Error or Misuse of Equipment (OCS, Public and 911 only)
0611	Use of Equipment (i.e., ROH, Dialing, Power)
062x	Error or Misuse of customer Administered Systems
0621	Use of Features (i.e., MACSTAR, CCFR)
063x	Error or Misuse of Features/Company Administered
0630	VMS
0631	Custom Calling Features
0632	Multi Services Platform (MSP)
0637	Class
0639	Miscellaneous

09xx	Not Found Troubles
090x	Miscellaneous
0901	Dispatched out, No Access and During Follow-up Procedures in the Center, the Customer States that the Trouble has Disappeared
0902	Found OK by Technician
0903	Found OK by Customer
091x	Reserved
093x	Public Technician Dispatched & Found OK
0931	Found OK by Technician
0932	Found OK per Customer
094x	OCS Technician Dispatched & Found OK
0941	Found OK by Technician
0942	Found OK per Customer
097x	Test OK and Trouble is NOT Referred or Dispatched
0971	Verified OK with Customer
0972	Customer Does Not Answer
0973	Traffic Overload
0974	Test OK via Front-end – Closed Out
0975	Customer Canceled Original Report
0979	Predictor
098x	Found OK in Database Driven Services
0980	Other
0981	Calling Card Service
0982	Automatic Intercept System (AIS)
0983	Expanded 911 Service
0984	BOC 800 Service
0985	Class
0986	900 NXX Service
099x	Other Switched Services
0991	(CO-LAN)
0992	Public Packet Switched Network (PPSN)-Access Concentrator
0993	Public Packet Switched Network (PPSN)-Packet Switched
0994	Group Access Bridging (GAB) Equipment
0995	Found OK – IN
0996	Found OK – IN (VMS)
10xx	Referred Out
101x	Referred to Another Unit Number
1010	(PAB) Applies when a Trouble Report is Referred via SAB Resulting in a PAB Status – Detail Code 1010 is automatically applied to originating MC upon closeout from the receiving MC
12xx	Customer Equipment and Wiring
120x	Other (i.e., Wire Tap Investigations-No charge applied)
1204	Wire Tap (Bell Atlantic PA, DE only)
1205	Wire Tap Found
1206	Wire Tap Not Found
122x	Customer Equipment/Wire Cable-Dispatched Out-Charge Applied

1221	Equipment
1222	Customer Wire/Cable
1223	Installation T&M as a Result of a No Visit Order, Repair Work is Performed and T&M Charges apply
1225	No Access-Trouble Proven to Customer's Side of Network Interface Device (NID)
1231	Wholesale No Trouble Found – OK to NID – Dispatch Out – Proved to CPE
1232	Wholesale No Trouble Found – Dispatch In
1233	No Access to NID – Dispatch Out
1239	Wholesale No Trouble Found - OK to NID – Dispatch Out
124x	Company/Customer Initiated Test No Charge Applied
1241	Company Initiated Test Dispatched/Non Dispatched
1242	Customer/ Vendor Initiated Test Dispatched/Non-Dispatched
125x	Non Standard Wire/Cable- Non Registered Equipment-Dispatched Out-Charge Applied
1251	Equipment/Wire/Cable
126x	Reserved
127x	Customer Equipment/Diagnostics and Vendor Referral-No Charge Applied
1270	Unregulated-MSP Services
1271	CRSAB/CSB
1272	MC/CSB/CSC/NTC/NRC/Technician, etc.
1273**	Guardian/Sentry/Set Customer Received Loaner Set
1274	Customer who has taken a Bell Atlantic telephone number with them to a co-carrier and the trouble is not in the facilities provided by Bell Atlantic
1275	Referred to Long Distance Vendor
1276	Sentry II
1277	Sentry III
1278	BASI CPE Contract
1279	VMS CO Equipment
128x	Maintenance Agreements
1282	Total Premise Solution One year warranty
1283	Guardian/Sentry I Mounting Cord (Cust did not receive loaner set)
1284	90 day Warranty
1285	Residence/Business OWMP Wire & Jacks
1286	Guardian/Sentry I Wire & Jacks
1287	Contractual Agreements
129x	Customer Equipment/Wire/Cable-No Charge Applied
1290	No NID, No T&M "If Company Policy"
1299	Special Billing Arrangements

Cause Code Table – South (PA, DE, NJ, MD, DC, VA)

The Cause Code describes the trouble's cause.

Cause Code	Trouble was caused by:
1XX	Employee & Operational Support System
161	LNP-LSMS/SOA (Local Service Management System/Service Order Activation)
162	LNP-Database Signal Control Point (SCP)
163	LNP-Switch/Translations
2XX	Non-employee
216	Competitive Local Exchange Carrier (CLEC) or Long Distance/Inter-Exchange Carrier (IC)
3XX	Plant Equipment
4XX	Weather/Environment

Appendix H

Flow Through Ordering Scenarios

**VERIZON GENERIC FLOW-THROUGH SCENARIOS
COVERING THE FORMER BELL ATLANTIC TERRITORIES IN
CT, MA, NY, RI**

Title		Updated: 01/15/04
Resale Services	Request Types Mechanically Generated (Flow-through)	Exceptions* *Is not inclusive of LSR entry errors
Basic Exchange – Residence (res & bus)	<ul style="list-style-type: none"> • Conversions As Is – <i>Includes:</i> - Local & Foreign Directory Lstg for Straight Main and Additional listings • Conversions As Is with Changes – <i>Includes:</i> - Local & Foreign Directory Lstg for Straight Main and Additional Listings • Conversions As Specified (Full Migration) – <i>Includes:</i> - Local & Foreign Directory Lstg for Straight Main and Additional listings - Addition and Deletion of lines - New, Change, Delete Single Line Hunting - USOC In scope list by state • Conversions As Specified (Partial Migration – Non BTN and BTN) – <i>Includes:</i> - Local & Foreign Directory Lstg for Straight Main and Additional listings - Addition and Deletion of lines - New, Change, Delete Single Line Hunting - USOC In Scope list by state • New Activity <i>Includes:</i> - Local & Foreign Directory Lstg for Straight Main and Additional Listings - New Single Line Hunting - USOC In scope list by state 	<ul style="list-style-type: none"> • New activity over 5 lines (for facility check) - all other activity 20 or more lines • Expedites (EXP) • Directory Captions and Indents • Multi Line Hunting • New activity if Telephone field populated with "N" • Post Migration Deny • Post Migration Restore Deny • Conversion of Retail to Resale where the Retail account is suspended • Conversion of Resale to Resale where the Resale account is suspended • Certain conditions occasionally exist on the end user account such as Different Premise Address (DPA), Special Pricing Plan (SPP) • PAL • COIN • CENTREX • ISDN (BRI) • ISDN (PRI) • PBX • Advanced Services • Foreign exchange service • Semi-public • Prison/Inmate • WATS • WSOP (Working Service on Premise) = V (Validate Status of existing service) • NPI (Number Portability Type) = C (Port in Working Telephone Number) • TC MULT • ECCKT • SNGL (Signaling) = GS (Ground Start) = WS (Wink Start) = DD (Delayed Dial) = IM (Immediate) = E1 (E + M1) = E2 (E + M2) = E3 (E = M3) • Resale Private Line • Resale Frame Relay

<p>Resale: Basic Exchange – Residence (res & bus) (cont.)</p>	<ul style="list-style-type: none"> • Resale Account Activity <i>Includes:</i> <ul style="list-style-type: none"> - Remote Call Forwarding - USOC In scope list by state - Add lines - Delete Account - Delete lines - Seasonal Suspend - Restore of Seasonal Suspend - Outside Move (change end user location) - Change PIC/LPIC - Add, Change, Delete Freeze PIC/LPIC - Add, Change, Delete Blocking - Add, Change, Delete Features - Existing, New, Change, Remove Single Line Hunting - Add, Change, or Delete Local & Foreign Directory Lstg for Straight Main and Additional listings in conjunction with appropriate scenarios listed above - Change telephone number (BTN and non-BTN) - SNP - Restore - Call Intercept • Resale to Resale "As Is" <i>Includes:</i> <ul style="list-style-type: none"> - Local & Foreign Directory Lstg for Straight Main and Additional listings • Resale to Resale "As Is With Changes" <i>Includes:</i> <ul style="list-style-type: none"> - Local & Foreign Directory Lstg for Straight Main and Additional listings 	<ul style="list-style-type: none"> • Supplement Type (SUP) <ul style="list-style-type: none"> = 1 post confirmation if service order is still pending with a due date that is the same or less than the day the sup is received = 2 post confirmation if the original request was not Flowthrough or if service order is still pending with a due date that is the same or less than the day the sup is received = 3 if request previously confirmed
---	---	---

<p>Resale: Basic Exchange – Residence (res & bus) (cont.)</p>	<ul style="list-style-type: none"> • Resale to Resale “As Specified” (Full Migration) <i>Includes:</i> <ul style="list-style-type: none"> - Local & Foreign Directory Lstg for Straight Main and Additional listings - New, Change, Delete Single Line Hunting - USOC In scope list by state • Resale to Resale “As Specified” (Partial Migration – Non BTN) <i>Includes:</i> <ul style="list-style-type: none"> - Local & Foreign Directory Lstg for Straight Main and Additional listings - New, Change, Delete Single Line Hunting - USOC In scope list by state • Platform to Resale “As Is” <i>Includes:</i> <ul style="list-style-type: none"> - Local & Foreign Directory Lstg for Straight Main and Additional listings • WSOP (Working Service on Premise) = C (Cut Through exists) • Supplement Type (SUP) = 1, 2, 3 if confirmation not sent = 1 post confirmation if service order is still pending with a due date greater than the day the SUP is received =2 post confirmation if the original request was Flowthrough and if service order is still pending with a due date greater than the day the SUP is received 	
---	---	--

Unbundled Network Elements (UNE)	Request Types Mechanically Generated (Flow-through)	Exceptions* *Is not inclusive of LSR entry errors
<p>Loop</p> <ul style="list-style-type: none"> • 2W Analog 2W CSS Loop • 4W Analog 4W CSS Loop • 2W digital <i>Includes:</i> <ul style="list-style-type: none"> - ISDN - ADSL - HDSL - XDSL - Digital Design • 4W digital - HDSL - 56 KBs - 64 KBs • Sub Loop <i>Includes:</i> <ul style="list-style-type: none"> - 2W Analog - 4W Analog 2W Digital <i>Includes:</i> <ul style="list-style-type: none"> - ISDN - ADSL - XDSL - Digital Design 4W Digital <i>Includes:</i> <ul style="list-style-type: none"> - HDSL - 56 KBs - 64 KBs • PART <i>Includes:</i> <ul style="list-style-type: none"> - Line Share with DS3 Port Term - CLEC Voice and CLEC Data With DS3 Port Term 	<ul style="list-style-type: none"> • Conversions from Retail and Resale <i>Includes:</i> <ul style="list-style-type: none"> - 2 Wire Analog Basic loop w/Local & Foreign Directory Lstg for Straight Main and Additional listings • New Activity <i>Includes:</i> <ul style="list-style-type: none"> - ISDN loop w/Local & Foreign Directory Lstg for Straight Main and Additional listings - 2 Wire Analog Basic Analog w/Local & Foreign Directory Lstg for Straight Main and Additional listings - ADSL • Partial Conversion (BTN and non-BTN) • All Disconnect Activity (except Line Sharing) • CHC (coordinated hot cut) • Supplement Type (SUP) <ul style="list-style-type: none"> = 1, 2, 3 if confirmation not sent =1 post confirmation if service order is still pending with a due date greater than the day the SUP is received =2 post confirmation if the original request was Flowthrough and if service order is still pending with a due date greater than the day the SUP is received • Line Sharing <i>Includes:</i> <ul style="list-style-type: none"> - New - Delete - DPA on account - Line Sharing Speed Changes 	<ul style="list-style-type: none"> • Loop Qualification Status of R (Required) • New activity over 5 lines (for facility check) • Conversion of ISDN loop • ANALOG <ul style="list-style-type: none"> - 2W CSS Loop - 4W analog - 4W CSS Loop • DIGITAL <ul style="list-style-type: none"> - All Digital 2W Zero Bridge Taps - 2W HDSL - 2W XDSL - 2W Digital Design - 4W Digital - 4W HDSL - 56 KBs - 64 KBs • Line Sharing (except New and Delete) • Expedites • Directory Captions and Indents • Certain conditions occasionally exist on the end user account such as Different Premise Address (DPA), Gift Billing (GSZ), and Customer provided equipment (CPE) • Supplement Type (SUP) <ul style="list-style-type: none"> = 1 post confirmation if service order is still pending with a due date that is the same or less than the day the SUP is received = 2 post confirmation if the original request was not Flowthrough or if service order is still pending with a due date that is the same or less than the day the SUP is received = 3 if request previously confirmed • Sub Loop Analog <ul style="list-style-type: none"> - All 4 Wire Digital <ul style="list-style-type: none"> - All Digital 2W Zero Bridge Taps - 4W HDSL - 4W 56KBs - 4W 64KBs

<p>Loop (cont.)</p>	<ul style="list-style-type: none"> • Conversion of Platform to Loop (Full Migration) • Line Splitting <ul style="list-style-type: none"> - New - Disc Data • Sub Loop <ul style="list-style-type: none"> <i>Includes:</i> - Analog: 2 Wire New and Delete - Digital: 2 Wire New and Delete <i>Includes:</i> ISDN ADSL HDSL XDSL Digital Design Line Share • PART <ul style="list-style-type: none"> - Line Share With DS3 Port Term - Data only With DS3 Port Term - CLEC Voice and CLEC Data With DS3 Port Term - Disconnects 	
---------------------	---	--

Unbundled Network Elements (UNE)	Request Types Mechanically Generated (Flow-through)	Exceptions* *Is not inclusive of LSR entry errors
Loop with LNP	<ul style="list-style-type: none"> • Conversions from Retail and Resale <i>Includes:</i> Basic loop w/ Local & Foreign Directory Lstg for Straight Main and Additional listings • Partial Migrations (BTN and non-BTN) • All Disconnects • Supplement Type (SUP) = 1, 2, 3 if confirmation not sent • Conversion of Platform to Loop with LNP (Full Migration) • Supplement Type (SUP) = 1, 2, 3 if confirmation not sent on any prior version = 1 post confirmation if service order is still pending with a due date minus 1 day greater than the day the SUP is received = 2 post confirmation if the original request was Flowthrough and if service order is still pending with a due date minus 1 day greater than the day the SUP is received 	<ul style="list-style-type: none"> • Directory Captions and Indents • Certain conditions occasionally exist on the end user account such as Different Premise Address (DPA), Gift Billing (GSZ), and Customer provided equipment (CPE) • Supplement Type (SUP) = 1 post confirmation if service order is still pending with a due date minus 1 day that is the same or less than the day the SUP is received = 2 post confirmation if the original request was not Flowthrough or if service order is still pending with a due date minus 1 day that is the same or less than the day the SUP is received = 3 if request previously confirmed

Unbundled Network Elements (UNE)	Request Types Mechanically Generated (Flow-through)	Exceptions* *Is not inclusive of LSR entry errors
LNP	<ul style="list-style-type: none"> • Conversions from Retail and Resale <i>Includes:</i> Local & Foreign Directory Lstg for Straight Main • Partial Migrations (BTN and non-BTN) • Supplement Type (SUP) = 1, 2, 3 if confirmation not sent = 1 post confirmation if service order is still pending with a due date that is equal to or greater than the day the SUP is received = 2 post confirmation if the original request was Flowthrough and if service order is still pending with a due date greater than the day the SUP is received • Conversion of Platform to LNP (Full Migration) 	<ul style="list-style-type: none"> • Migrations with additional listings • Directory Captions and Indents • Certain conditions occasionally exist on the end user account such as Different Premise Address (DPA), Gift Billing (GSZ), and Customer provided equipment (CPE) • Supplement Type (SUP) = 1 post confirmation if service order is still pending with a due date that is less than the day the SUP is received = 2 post confirmation if the original request was not Flowthrough or if service order is still pending with a due date that is the same or less than the day the SUP is received = 3 if request previously confirmed

LIDB (Line Information Data Base)	Request Types Mechanically Generated (Flow-through)	Exceptions* *Is not inclusive of LSR entry errors
LIDB	All (only an ACT of C and an LNA of C is allowed)	

Standalone Directory	Request Types Mechanically Generated (Flow-through)	Exceptions* *Is not inclusive of LSR entry errors
Standalone Directory Listings	<ul style="list-style-type: none"> Local & Foreign New, Change, Delete Directory Lstg for Straight Main and Additional listings Supplement Type (SUP) = 1, 2, 3 if confirmation not sent = 1 post confirmation if service order is still pending with a due date greater than the day the SUP is received = 2 post confirmation if the original request was Flowthrough and if service order is still pending with a due date greater than the day the SUP is received 	<ul style="list-style-type: none"> Directory Captions and Indents Supplement Type (SUP) = 1 post confirmation if service order is still pending with a due date that is the same or less than the day the SUP is received = 2 post confirmation if the original request was not Flowthrough or if service order is still pending with a due date that is the same or less than the day the SUP is received = 3 if request previously confirmed

Note:

- Unless otherwise noted in Request Types Mechanically Generated (Flow-through), product to product i.e. Loop to Loop, does not flow through at Level 5.

Synopsis of Changes:

Date Changed	Title	Column: F/T = Flowthrough E = Exceptions T = Title	A = Add, C = Change, D = Delete
11/20/00	Resale	E	C: from Auxiliary Lines C: to Auxiliary Lines (Residence)
12/21/00	Platform	E	D: Partial Conversion As Specified (BTN)
12/21/00	Platform	F/T	C: from Partial Conversion As Specified (Non-BTN) C: to Partial Conversion As Specified (BTN/Non-BTN)
12/22/00	Loop	E	C: from Line Sharing C: to Line Sharing (except New)
12/22/00	Loop	F/T	A: Line Sharing (New only)
12/22/00	Loop	F/T	C: from All Disconnect Activity C: to All Disconnect Activity (except Line Sharing)
12/27/00	Platform	E	A: Migration of Residence Auxiliary Lines
01/19/01	All Scenarios	F/T	C: from Supplement Type (SUP) = 1, 2, 3 if no service order in the system

			C: to Supplement Type (SUP) = 1, 2, 3 if confirmation not sent
01/19/01	All Scenarios	E	C: from Supplement Type (SUP) = 1, 2, 3 if service order is in the system C: to Supplement Type (SUP) = 1, 2, 3 if request previously confirmed
02/05/01	Resale	E	C: from Auxiliary Lines (Residence) C: to Auxiliary Lines (Residence) (NE only)
02/20/01	Loop	R	C: Line Sharing (New only) C: Line Sharing (New and Delete only)
02/20/01	Loop	E	C: Line Sharing (except New) C: Line Sharing (except New and Delete)
03/09/01	All	Header	D: Notation "Legacy System"
06/19/01	Resale	F/T	C: from Resale Account Activity - New, Change, Remove Single Line Hunting C: to Resale Account Activity - Existing, New, Change, Remove Single Line Hunting
06/19/01	Resale	E	D: Hunting activity of "E"
06/19/01	Loop	F/T	A: Conversion of Platform to Loop (Full Migration)
06/19/01	Loop	F/T	A: Conversion of Platform to Loop (Partial Migration Non-BTN)
06/19/01	Loop with LNP	F/T	A: Conversion of Platform to Loop with LNP (Full Migration)
06/19/01	Loop with LNP	F/T	A: Conversion of Platform to Loop with LNP (Partial Migration Non-BTN)
06/19/01	LNP	F/T	A: Conversion of Platform to LNP (Full Migration)
06/19/01	LNP	F/T	A: Conversion of Platform to LNP (Partial Migration Non-BTN)
06/19/01	Line Splitting	F/T	A: Line Splitting Account Activity (New York only) <i>Includes:</i> - Platform USOC In scope list by State - Change PIC/LPIC - Add, Change, Remove Freeze PIC/LPIC - Add, Change, Delete Blocking - Add, Change, Delete Features
06/19/01	LIDB	F/T	A: Offered by Contract All (only an ACT of C and an LNA of C is allowed)
08/03/01	Loop	E	A: Loop Qualification Status of R (Required)
08/21/01	Platform	E	D: Outside Move (Change end user location)
08/21/01	Platform	F/T	A: Outside Move (Change end user location)
08/21/01	Platform	E	D: Change telephone number (BTN)
08/21/01	Platform	F/T	A: Change telephone number (BTN)
08/21/01	Platform	E	A: COIN – Change telephone number (BTN)
08/21/01	Platform	E	A: COIN – Outside Move (Change end user location)
09/17/01	Platform	E	A: COIN – Partial Migration (BTN and non-BTN)
09/17/01	Loop	F/T	D: Conversion of Platform to Loop (Partial Migration Non-BTN)
09/17/01	Loop with LNP	F/T	D: Conversion of Platform to Loop with LNP (Partial Migration Non-BTN)
09/17/01	LNP	F/T	D: Conversion of Platform to LNP (Partial Migration Non-BTN)
10/23/01	Heading	T	C: from heading of Service C: to heading of Title
10/23/01	Column	Column	C: from Column Identifier R (Request Type) C: to F/T = Flowthrough
10/23/01	Loop	T	D: All reference to M Loop (Use ASR to order)
10/23/01	Loop	E	D: All reference to M Loop (Use ASR to order)
10/23/01	Loop	T	A: 2W CSS Loop
10/23/01	Loop	T	A: 4W CSS Loop

10/23/01	Loop	T	A: 2W Digital Design
10/23/01	Loop	T	D: 4W Digital ISDN
10/23/01	Loop	T	D: 4W Digital ADSL
10/23/01	Loop	T	D: 4W Digital XDSL
10/23/01	Loop	T	A: 4W Digital 56KBs
10/23/01	Loop	T	A: 4W Digital 64KBs
10/23/01	Loop	T	A: Sub Loop Includes: - 2W Analog - 4W Analog - 2W Digital Includes: - ISDN - ADSL - XDSL - Digital Design - 4W Digital Includes: - HDSL - 56KBs - 64KBs
10/23/01	Loop	F/T	D: All reference to 2W CSS
10/23/01	Loop	E	A: 2W CSS Loop A: 4W CSS Loop
10/23/01	Loop	F/T	C: from Basic loop w/Local & Foreign Directory Lstg for Straight Main and Additional Listing C: to 2 Wire Analog Basic Loop w/Local & Foreign Directory Lstg for Straight Main and Additional Listing
10/23/01	Loop	F/T	A: Line Splitting - New - Disc Data
10/23/01	Loop	E	(UNDER ANALOG) D: 2W P phone
10/23/01	Loop	E	(UNDER DIGITAL) A: All Digital 2W Zero Bridge Taps
10/23/01	Loop	E	(UNDER DIGITAL) D: 2W ADSL zero bridge tap
10/23/01	Loop	E	(UNDER DIGITAL) A: 2W Digital Design
10/23/01	Loop	E	(UNDER DIGITAL) A: 4W Digital
10/23/01	Loop	E	(UNDER DIGITAL) A: 4W HDSL
10/23/01	Loop	E	(UNDER DIGITAL) A: 56KBs
10/23/01	Loop	E	(UNDER DIGITAL) A: 64KBs
10/23/01	Loop	E	A: Sub Loop - Analog All 4-Wire - Digital All Digital 2W Zero Bridge Taps 4W HDSL 4W 56KBs 4W 64KBs
10/23/01	Resale	F/T	Under Supplement Type (SUP) A: = 1 post confirmation if service order is still pending with a due date greater than the day the SUP is received

			=2 post confirmation if the original request was Flowthrough and if service order is still pending with a due date greater than the day the SUP is received
10/23/01	Resale	E	Supplement Type (SUP) C: from = 1, 2, 3 if request previously confirmed C: to 3 if request previously confirmed A: = 1 post confirmation if service order is still pending with a due date that is the same or less than the day the SUP is received = 2 post confirmation if the original request was not Flowthrough or if service order is still pending with a due date that is the same or less than the day the SUP is received
10/23/01	Resale	E	D: Change telephone number (BTN or Non-BTN)
10/23/01	Resale	F/T	A: Change telephone number (BTN and Non-BTN)
10/23/01	Platform	F/T	Under Supplement Type (SUP) A: = 1 post confirmation if service order is still pending with a due date greater than the day the SUP is received = 2 post confirmation if the original request was Flowthrough and if service order is still pending with a due date greater than the day the SUP is received
10/23/01	Platform	E	Supplement Type (SUP) C: from = 1, 2, 3 if request previously confirmed C: to 3 if request previously confirmed A: = 1 post confirmation if service order is still pending with a due date that is the same or less than the day the SUP is received = 2 post confirmation if the original request was not Flowthrough or if service order is still pending with a due date that is the same or less than the day the SUP is received
10/23/01	Line Splitting	T	C: from Line Splitting C: to Line Splitting Platform
10/23/01	Line Splitting Platform	F/T	C: from Line Splitting Account Activity (New York only) C: to Line Splitting Account A
10/23/01	Line Splitting Platform	F/T	A: Disconnects with Line Splitting A: Line Sharing to Line Splitting (Same CLEC)
10/23/01	Standalone Listing	E	C: from Supplement Type (SUP) = 1, 2, 3 if request previously confirmed C: to Supplement Type (SUP) = 1 post confirmation if service order is still pending with a due date that is the same or less than the day the SUP is received = 2 post confirmation if the original request was not Flowthrough or if service order is still pending with a due date that is the same or less than the day the SUP is received = 3 if request previously confirmed
10/23/01	Standalone Listing	F/T	C: from Supplement Type (SUP) = 1, 2, 3 if confirmation not sent C: to Supplement Type (SUP) = 1, 2, 3 if confirmation not sent = 1 post confirmation if service order is still pending with a due date greater than the day the SUP is received = 2 post confirmation if the original request was Flowthrough and if service order is still pending with a due date greater than the day the SUP is received

12/20/01	Resale	E	D: = C (Cut Through exists)
12/20/01	Resale	F/T	A: WSOP (Working Service on Premise) = C (Cut Through exists)
12/20/01	Resale	F/T	A: Platform to Resale "As Is" Includes: - Local & Foreign Directory Lstg for Straight Main and Additional listings
12/20/01	Loop	E	D: Partial conversion with BTN
12/20/01	Loop	F/T	C: from Partial Conversion (Non-BTN) C: to Partial Conversion (BTN and Non-BTN)
12/20/01	Loop wi LNP	E	D: Partial conversion with BTN
12/20/01	Loop wi LNP	F/T	C: from Partial Migration (Non-BTN) C: to Partial Migration (BTN and Non-BTN)
12/20/01	LNP	E	D: Partial conversion with BTN
12/20/01	LNP	F/T	C: from Partial Migration (Non-BTN) C: to Partial Migration (BTN and Non-BTN)
12/20/01	LNP	E	C: from Supplement Type (SUP) = 1, 2, 3 if request previously confirmed C: to Supplement Type (SUP) = 1 post confirmation if service order is still pending with a due date that is less than the day the SUP is received = 2 post confirmation if the original request was not Flowthrough or if service order is still pending with a due date that is the same or less than the day the SUP is received = 3 if request previously confirmed
12/20/01	LNP	F/T	C: from Supplement Type (SUP) = 1, 2, 3 if no confirmation sent C: to Supplement Type (SUP) = 1, 2, 3 if confirmation not sent = 1 post confirmation if service order is still pending with a due date that is equal to or greater than the day the SUP is received = 2 post confirmation if the original request was Flowthrough and if service order is still pending with a due date greater than the day the SUP is received
03/14/02	Loop	F/T	A: Under Sub Loop: Line Share
05/29/02	Resale	E	D: Auxiliary Lines (Residence) (NE only)
05/29/02	Resale	E	D: Partial Migration As Specified (BTN)
05/29/02	Resale	F/T	C: Conversion As Specified (Partial Migration – Non-BTN and BTN)
05/29/02	Resale	E	D: Remote Call Forwarding
05/29/02	Resale	F/T	A: Remote Call Forwarding
05/29/02	Platform	E	D: WSOP (Working Service on Premise) = C (Cut Through Exists)
05/29/02	Loop	E	A: PART - Line Share With DS3 Port Term - Data only With DS3 Port Term - CLEC Voice and CLEC Data with DS3 Port Term
10/23/02	Resale	F/T	A: Under Resale Account Activity - SNP - Restore
10/23/02	Platform	F/T	A: Under platform Account Activity - Delete of hunting
10/23/02	Platform	F/T	C: Under Platform Account Activity From: Delete Account To: Delete Account includes Hunting

01/28/03	UNE	F/T	A: PART - Line Share With DS3 Port Term - Data only With DS3 Port Term - CLEC Voice and CLEC Data With DS3 Port Term - Disconnects
01/28/03	UNE	E	D: PART - Line Share With DS3 Port Term - Data only With DS3 Port Term - CLEC Voice and CLEC Data With DS3 Port Term - Disconnects
03/21/03	Resale	F/T	A: Call Intercept
08/12/03	UNE	E	C: Supplement Type (SUP) = 1, 2, 3 if request previously confirmed T: Supplement Type (SUP) = 1 post confirmation if service order is still pending with a due date that is less than the day the SUP is received = 2 post confirmation if the original request was not Flowthrough or if service order is still pending with a due date that is the same or less than the day the SUP is received = 3 if request previously confirmed
08/12/03	Loop wi LNP	E	C: Supplement Type (SUP) = 1, 2, 3 if request previously confirmed T: Supplement Type (SUP) = 1 post confirmation if service order is still pending with a due date that is less than the day the SUP is received = 2 post confirmation if the original request was not Flowthrough or if service order is still pending with a due date that is the same or less than the day the SUP is received = 3 if request previously confirmed
10/05/03	Loop	F/T	A: Under Line Sharing (New and Delete only) Line Sharing with DBA
10/05/03	Loop	F/T	A: Under Line Sharing (New and Delete only) Line Sharing Speed Changes
01/15/04	Line Splitting	F/T	A: Supplement Type (SUP) = 1, 2, 3 if confirmation not sent = 1 post confirmation if service order is still pending with a due date greater than the day the SUP is received = 2 post confirmation if the original request was Flowthrough and if service order is still pending with a due date greater than the day the SUP is received
01/15/04	Loop	F/T	A: = 1 post confirmation if service order is still pending with a due date greater than the day the SUP is received = 2 post confirmation if the original request was Flowthrough and if service order is still pending with a due date greater than the day the SUP is received
01/15/04	Line Splitting	E	A: Supplement Type (SUP) = 1 post confirmation if service order is still pending with a due date that is the same or less than the day the SUP is received

			<p>= 2 post confirmation if the original request was not Flowthrough or if service order is still pending with a due date that is the same or less than the day the SUP is received</p> <p>= 3 if request previously confirmed</p>
01/15/04	Loop wi LNP	F/T	<p>C: From: Supplement Type (SUP)</p> <p>= 1, 2, 3 if confirmation not sent</p> <p>T: Supplement Type (SUP)</p> <p>= 1, 2, 3 if confirmation not sent on any prior version</p> <p>= 1 post confirmation if service order is still pending with a due date minus 1 day greater than the day the SUP is received</p> <p>= 2 post confirmation if the original request was Flowthrough and if service order is still pending with a due date minus 1 day greater than the day the SUP is received</p>
01/15/04	Loop wi LNP	E	<p>C: From: Supplement Type (SUP)</p> <p>= 1 post confirmation if service order is still pending with a due date that is less than the day the SUP is received</p> <p>= 2 post confirmation if the original request was not Flowthrough or if service order is still pending with a due date that is the same or less than the day the SUP is received</p> <p>= 3 if request previously confirmed</p> <p>C: To: Supplement Type (SUP)</p> <p>= 1 post confirmation if service order is still pending with a due date minus 1 day that is the same or less than the day the SUP is received</p> <p>= 2 post confirmation if the original request was not Flowthrough or if service order is still pending with a due date minus 1 day that is the same or less than the day the SUP is received</p> <p>= 3, if request previously confirmed</p>

**VERIZON GENERIC FLOW-THROUGH SCENARIOS
COVERING THE FORMER BELL ATLANTIC TERRITORIES IN
DE, MD, NJ, PA, VA, DC**

Title		Updated: 01/15/04
Resale Services	Request Types Mechanically Generated (Flow-through)	Exceptions* *Is not inclusive of LSR entry errors
Basic Exchange – Residence (res & bus)	<ul style="list-style-type: none"> • Conversions As Is – <i>Includes:</i> - Local & Foreign Directory Lstg for Straight Main and Additional listings • Conversions As Is with Changes – <i>Includes:</i> - Local & Foreign Directory Lstg for Straight Main and Additional Listings • Conversions As Specified <i>Includes:</i> - Local & Foreign Directory Lstg for Straight Main and Additional listings - Addition and Deletion of lines - USOC In scope list by state • New Activity <i>Includes:</i> - Local & Foreign Directory Lstg for Straight Main and Additional Listings - USOC In scope list by state • Resale Account Activity <i>Includes:</i> - USOC In scope list by state - Add lines - Delete Account - Delete lines - Deny - Restore Deny - Outside Move - Change telephone number (BTN) - Change telephone number (Non-BTN) - Change PIC/LPIC - Freeze PIC/LPIC (all valid entries) 	<ul style="list-style-type: none"> • New activity over 10 lines Business and 5 lines (Residence) • Expedites (EXP) • Directory Captions and Indents, Special instructions Istgs • Hunting activity • For conversion as specified with a Line activity of conversion as is • Partial conversion • Conversion as specified disconnect of main line • New activity if Telephone field populated with "N" • Additional Engineering (AENG) • Certain conditions occasionally exist on the end user account such as Different Premise Address (DPA), Gift Billing (GSZ), and Customer provided equipment (CPE) • PAL • CENTREX • ISDN (BRI) • ISDN (PRI) • PBX • Advanced Services • Foreign exchange service • Semi-public • Prison/Inmate • WATS • SADLO = NEW ADDR • ADL (Additional line request) • Total number of listings over 99 • New Jersey – Retail to Resale Migration of SNP'd account • Resale Private Line • Resale Frame Relay • All listing changes that are not end state. (i.e. request that does not contain all necessary fields including) LAPR (Listed Address House Prefix) LANO (Listed Address House Number) LASF (Listed Address House Number Suffix) LASD (Listed Address Street Directional) LASN (Listed Address Street Name)

<p>Resale: Basic Exchange – Residence (res & bus) (cont.)</p>	<ul style="list-style-type: none"> - Add, Change, Delete Blocking - Add, Change, Delete Features - Add, Change, or Delete Local & Foreign Directory Lstg for Straight Main and Additional listings - Remote Call Forwarding <ul style="list-style-type: none"> • COIN/COCOT to Resale <ul style="list-style-type: none"> - As is - As Specified - Disconnect Subsequent changes: <ul style="list-style-type: none"> - Change PIC/LPIC - Add, Change, Delete Blocking - Add, Change, Delete Features • Supplement Type (SUP) <ul style="list-style-type: none"> = 1, 2, 3 if confirmation not sent on any prior version = 1 post confirmation if service order is still pending with a due date greater than the day the SUP is received = 2 post confirmation if the original request was Flowthrough and if service order is still pending with a due date greater than the day the SUP is received • Platform to Resale Conversion "As Is" <ul style="list-style-type: none"> <i>Includes:</i> - Local & Foreign Directory Lstg for Straight Main and Additional listings • Platform to Resale Conversion "As Is With Changes" <ul style="list-style-type: none"> <i>Includes:</i> - Local & Foreign Directory Lstg for Straight Main and Additional listings 	<p>LATH (Listed Address Thoroughfare) LASS (Listed Address Street Suffix) LALOC (Listed Address Locality) LAST (Listed Address State/Province) LAZC (Listed Address Zip Code)</p> <p>If they are present on the existing listing.</p> <ul style="list-style-type: none"> • Supplement Type (SUP) <ul style="list-style-type: none"> = 1 post confirmation if service order is still pending with a due date that is the same or less than the day the sup is received = 2 post confirmation if the original request was not Flowthrough or if service order is still pending with a due date that is the same or less than the day the sup is received = 3 if request previously confirmed • Seasonal Suspend • Seasonal Restore • TOS 3rd character (class) of G (Message)
---	--	--

<p>Resale: Basic Exchange – Residence (res & bus) (cont.)</p>	<ul style="list-style-type: none"> • Platform to Resale Conversion "As Specified (Full Migration)" <i>Includes:</i> <ul style="list-style-type: none"> - Local & Foreign Directory Lstg for Straight Main and Additional listings - USOC In scope list by state • Resale to Resale Conversions "As Is" <i>Includes:</i> <ul style="list-style-type: none"> - Local & Foreign Directory Lstg for Straight Main and Additional listings ; • Resale to Resale Conversion "As Is With Changes" <i>Includes:</i> <ul style="list-style-type: none"> - Local & Foreign Directory Lstg for Straight Main and Additional listings • Resale to Resale Conversions "As Specified" (Full Migration) <i>Includes:</i> <ul style="list-style-type: none"> - Local & Foreign Directory Lstg for Straight Main and Additional listings - Addition and Deletion of lines - USOC In scope list by state • Conversion of Retail to Resale and the Retail Account is Seasonally Suspended or in a Deny Status • Conversion of Resale to Resale and the Resale account is Seasonally Suspended or in a Deny Status • Partial Conversion, Retail to Resale, WTN only 	
---	---	--

Unbundled Network Elements (UNE)	Request Types Mechanically Generated (Flow-through)	Exceptions* *Is not inclusive of LSR entry errors
<p>Loop</p> <ul style="list-style-type: none"> • 2W Analog 2W CSS Loop • 4W Analog 4W CSS Loop • 2W digital <i>Includes:</i> <ul style="list-style-type: none"> - ISDN - ADSL - HDSL - XDSL - Digital Design • 4W digital - HDSL - 56 KBs - 64 KBs • Sub Loop <i>Includes:</i> <ul style="list-style-type: none"> - 2W Analog - 4W Analog - 2W Digital <i>Includes:</i> <ul style="list-style-type: none"> - ISDN - ADSL - XDSL - Digital Design - 4W Digital • PART <i>Includes:</i> <ul style="list-style-type: none"> - Line Share with DS3 Port Term - Data only with DS3 Port Term - CLEC Voice and CLEC Data With DS3 Port Term 	<ul style="list-style-type: none"> • Conversions from Retail and Resale <i>Includes:</i> <ul style="list-style-type: none"> - 2 Wire Analog Basic loop w/Local & Foreign Directory Lstg for Straight Main and Additional listings • New Activity <i>Includes:</i> <ul style="list-style-type: none"> - ISDN loop w/Local & Foreign Directory Lstg for Straight Main and Additional listings - 2 Wire Analog w/Local & Foreign Directory Lstg for Straight Main and Additional listings - ADSL • All Disconnect Activity • CHC (coordinated hot cut) • Supplement Type (SUP) = 1, 2, 3 if confirmation not sent =1 post confirmation if service order is still pending with a due date greater than the day the SUP is received =2 post confirmation if the original request was Flowthrough and if service order is still pending with a due date greater than the day the SUP is received • Line Sharing (New and Disconnect only) • Line Splitting <ul style="list-style-type: none"> - New - Disc Data 	<ul style="list-style-type: none"> • Loop Qualification Status of R (Required) • Conversion & New over 20 loops • New Activity – Digital Loop Not Qualified • Disconnect over 50 loops • Partial Conversion with BTN • Conversion of ISDN loop • ANALOG <ul style="list-style-type: none"> - 2W CSS Loop - 4W analog - 4W CSS Loop • DIGITAL <ul style="list-style-type: none"> - All Digital 2W Zero Bridge Taps - 2W HDSL - 2W XDSL - 2W Digital Design - 4W Digital - 4W HDSL - 56 KBs - 64 KBs • Line Sharing (except New and Disconnect) • Additional Engineering (AENG) • Expedites • Directory Captions and Indents, Special instruction lstgs • Certain conditions occasionally exist on the end user account such as Different Premise Address (DPA), Gift Billing (GSZ), and Customer provided equipment (CPE) • SADLO = NEW ADDR • Total number of listing over 99 • All listing changes that are not end state. (i.e. request that does not contain all necessary listing fields including LAPR (Listed Address House Prefix) LANO (Listed Address House Number) LASF (Listed Address House Number Suffix) LASD (Listed Address Street Directional) LASN (Listed Address Street Name) LATH (Listed Address Thoroughfare) LASS (Listed Address Street Suffix) LALOC (Listed Address Locality) LAST (Listed Address State/Province) LAZC (Listed Address Zip Code) If they are present on the existing listing. • New Jersey, Delaware, Pennsylvania only: Full migrations with new listing

<p>Loop (cont.)</p>	<ul style="list-style-type: none"> • Sub Loop <i>Includes:</i> - Analog: 2 Wire New and Delete - Digital: 2 Wire New and Delete <i>Includes:</i> ISDN ADSL HDSL XDSL Digital Design Line Share • Conversion of Platform to Loop (Full Migration) • Conversion As Specified (Partial Migration non BTN only) • Partial Conversion (Non-BTN) • PART - Line Share With DS3 Port Term - Data only With DS3 Port Term - CLEC Voice and CLEC Data With DS3 Port Term • Conversion from Retail to Sub-Loop <i>Includes:</i> 2W Analog 	<ul style="list-style-type: none"> • Supplement Type (SUP) = 1 post confirmation if service order is still pending with a due date that is the same or less than the day the SUP is received = 2 post confirmation if the original request was not Flowthrough or if service order is still pending with a due date that is the same or less than the day the SUP is received or if the new due date is less than the original due date (due to Frame Ready Date (FRD)) = 3 if request previously confirmed • Sub Loop Analog - All 4 Wire Digital - All Digital 2W Zero Bridge Taps - 4W HDSL - 4W 56KBs - 4W 64KBs • Partial Migration of BTN
---------------------	--	--

Unbundled Network Elements (UNE)	Request Types Mechanically Generated (Flow-through)	Exceptions* *Is not inclusive of LSR entry errors
Loop with LNP	<ul style="list-style-type: none"> • Conversions from Retail and Resale <i>Includes:</i> Basic loop w/ Local & Foreign Directory Lstg for Straight Main and Additional listings • Disconnects • Supplement Type (SUP) = 1, 2, 3 if confirmation not sent on any prior version = 1 post confirmation if service order is still pending with a due date greater than the day the SUP is received = 2 post confirmation if the original request was Flowthrough and if service order is still pending with a due date greater than the day the SUP is received • Conversion of Platform to Loop with LNP (Full Migration) • Partial Conversion (Non-BTN) • Conversion from Retail to Sub-Loop <i>Includes:</i> 2W Analog • Conversion from Retail to Loop with LNP for COCOT 	<ul style="list-style-type: none"> • Partial conversion with BTN • Disconnect over 50 • Directory Captions and Indents, Special instruction lstgs • Additional Engineering (AENG) • Certain conditions occasionally exist on the end user account such as Different Premise Address (DPA), Gift Billing (GSZ), and Customer provided equipment (CPE) • SADLO = NEW ADDR • Total number of listings over 99 • All listing changes that are not end state. (i.e. request that does not contain all necessary listing fields including LAPR (Listed Address House Prefix) LANO (Listed Address House Number) LASF (Listed Address House Number Suffix) LASD (Listed Address Street Directional) LASN (Listed Address Street Name) LATH (Listed Address Thoroughfare) LASS (Listed Address Street Suffix) LALOC (Listed Address Locality) LAST (Listed Address State/Province) LAZC (Listed Address Zip Code) If they are present on the existing listing. • New Jersey, Delaware, Pennsylvania only: Full migrations with new listing • Supplement Type (SUP) = 1 post confirmation if service order is still pending with a due date that is the same or less than the day the SUP is received = 2 post confirmation if the original request was not Flowthrough or if service order is still pending with a due date that is the same or less than the day the SUP is received or if the new due date is less than the original due date (due to Frame Ready Date (FRD)) = 3 if request previously confirmed

Unbundled Network Elements (UNE)	Request Types Mechanically Generated (Flow-through)	Exceptions* *Is not inclusive of LSR entry errors
LNP	<ul style="list-style-type: none"> • Conversions from Retail and Resale • Supplement Type (SUP) <ul style="list-style-type: none"> = 1, 2, 3 if confirmation not sent on any prior version = 1 post confirmation if service order is still pending with a due date that is equal to or greater than the day the SUP is received = 2 post confirmation if the original request was Flowthrough and if service order is still pending with a due date greater than the day the SUP is received • Conversion of Platform to Loop with LNP (Full Migration) • Partial Conversion (Non-BTN) 	<ul style="list-style-type: none"> • Partial conversion with BTN • Additional Engineering (AENG) • Certain conditions occasionally exist on the end user account such as Different Premise Address (DPA), Gift Billing (GSZ), and Customer provided equipment (CPE) • SADLO = NEW ADDR • Total number of listings over 99 • All listing changes that are not end state. (i.e. request that does not contain all necessary listing fields including <ul style="list-style-type: none"> LAPR (Listed Address House Prefix) LANO (Listed Address House Number) LASF (Listed Address House Number Suffix) LASD (Listed Address Street Directional) LASN (Listed Address Street Name) LATH (Listed Address Thoroughfare) LASS (Listed Address Street Suffix) LALOC (Listed Address Locality) LAST (Listed Address State/Province) LAZC (Listed Address Zip Code) If they are present on the existing listing. • Supplement Type (SUP) <ul style="list-style-type: none"> = 1 post confirmation if service order is still pending with a due date that is less than the day the SUP is received = 2 post confirmation if the original request was not Flowthrough or if service order is still pending with a due date that is the same or less than the day the SUP is received or if the new due date is less than the original due date (due to Frame Ready Date (FRD)) = 3 if request previously confirmed

LIDB (Line Information Data Base)	Request Types Mechanically Generated (Flow-through)	Exceptions* *Is not inclusive of LSR entry errors
LIDB	All (only an ACT of C and an LNA of C is allowed)	

Standalone Directory	Request Types Mechanically Generated (Flow-through)	Exceptions* *Is not inclusive of LSR entry errors
Standalone Directory Listings	<ul style="list-style-type: none"> • Local & Foreign New, Change, Delete Directory Lstg for Straight Main and Additional listings • Supplement Type (SUP) <ul style="list-style-type: none"> = 1, 2, 3 if confirmation not sent = 1 post confirmation if service order is still pending with a due date greater than the day the SUP is received = 2 post confirmation if the original request was <i>Flowthrough</i> and if service order is still pending with a due date greater than the day the SUP is received 	<ul style="list-style-type: none"> • Directory Captions and Indents, Special instruction lstgs • SADLO = NEW ADDR • Total number of listing over 99 • All listing changes that are not end state. (i.e. request that does not contain all necessary listing fields including <ul style="list-style-type: none"> LAPR (Listed Address House Prefix) LANO (Listed Address House Number) LASF (Listed Address House Number Suffix) LASD (Listed Address Street Directional) LASN (Listed Address Street Name) LATH (Listed Address Thoroughfare) LASS (Listed Address Street Suffix) LALOC (Listed Address Locality) LAST (Listed Address State/Province) LAZC (Listed Address Zip Code) • If they are present on the existing listing. • Supplement Type (SUP) <ul style="list-style-type: none"> = 1 post confirmation if service order is still pending with a due date that is the same or less than the day the SUP is received = 2 post confirmation if the original request was not <i>Flowthrough</i> or if service order is still pending with a due date that is the same or less than the day the SUP is received = 3 if request previously confirmed

Note:

1. Listing Exception: 20 or more listings in DC, MD, VA do not flow Level 5
- Unless otherwise noted in Request Types Mechanically Generated (Flow-through), product to product i.e. Loop to Loop, does not flow through at Level 5.

Synopsis of Changes:

Date Changed	Title	Column: F/T = Flowthrough E = Exceptions T = Title	A = Add, C = Change, D = Delete
10/27/00	Loop	F/T = Disconnect	C: from Disconnect Activity C: to All Disconnect Activity
10/27/00	Resale	E	A: New Jersey – Retail to Resale Migration of SNP'd account
11/16/00	Resale	F/T =Conversation As Specified	A: USOC In scope list by state
11/16/00	Resale	F/T =New Activity	A: USOC In scope list by state
11/16/00	Resale	F/T =Account Activity	C: from Change Blocking C: to Add, Change, Delete Blocking
11/16/00	Resale	F/T =Account Activity	C: from Change Features C: to Add, Change, Delete Features
11/16/00	Resale	E	A: Resale Private Line
11/16/00	Resale	E	A: Resale Frame Relay
11/16/00	Platform	F/T =Conversation As Specified	A: USOC In scope list by state
11/16/00	Platform	F/T =New Activity	A: USOC In scope list by state
11/16/00	Platform	F/T =Account Activity	C: from Change Blocking C: to Add, Change, Delete Blocking
11/16/00	Platform	R =Account Activity	C: from Change Features C: to Add, Change, Delete Features
11/16/00	All Scenarios	E	A: All listing changes that are not end state. (i.e. request that does not contain all necessary listing fields, e.g. listed name and address fields, etc.)
12/01/00	All Scenarios	E	C: from All listing changes that are not end state. (i.e. request that does not contain all necessary listing fields, e.g. listed name and address fields, etc.) C: to All listing changes that are not end state. (i.e. request that does not contain all necessary listing fields including LAPR (Listed Address House Prefix) LANO (Listed Address House Number) LASF (Listed Address House Number Suffix) LASD (Listed Address Street Directional) LASN (Listed Address Street Name) LATH (Listed Address Thoroughfare) LASS (Listed Address Street Suffix) LALOC (Listed Address Locality) LAST (Listed Address State/Province) LAZC (Listed Address Zip Code) If they are present on the existing listing.
01/26/01	Platform	F/T – expanded the statement Conversion of Retail and Resale to Platform	C: from Conversion of Retail and Resale to Platform C: to <ul style="list-style-type: none"> • Resale to Platform Conversions As Is – Includes: Local & Foreign Directory Lstg for Straight Main and Additional Listings • Resale to Platform Conversion As Is – with Changes Includes: -Local & Foreign Directory Lstg for

			<p style="text-align: center;">Straight Main and Additional Listings</p> <ul style="list-style-type: none"> • Resale to Platform Conversion As Specified (Full Migration) Includes: Local & Foreign Directory Lstg for Straight Main and Additional Listings - USOC In scope list by state
01/26/01	All Scenarios	Remove Note: Add info to F/T and E columns	<p>Remove Note 1: SUP 3 flows through at Level 5 if no service order in the system. Exception for SUP: Sup 1, 2, with or without a service order in the system and 3 if a service order is in the system.</p> <p>Add to R column: Supplement Type (Sup) = 1 if confirmation not sent on any prior version</p> <p>Add to E Column: Supplement Type (Sup) = 2, 3 = 1, if request previously confirmed</p>
01/26/01	All Scenarios	Note:	Change numbering of notes.
01/26/01	All Scenarios	E	A: New Jersey only: Removal or change to existing listing where NLST precedes the listing
01/26/01	Platform	E	A: New Jersey only: Suspend (two way)
01/26/01	Loop and Loop wi LNP	E	A: New Jersey, Delaware, Pennsylvania only: Full migrations with new listing
02/05/01	Platform	E	A: Option B (PA only)
02/05/01	Loop	F/T: Added Line Sharing (New only)	C: from Line Sharing C: to Line Sharing (except New)
02/20/01	All Scenarios	E	D: New Jersey only: Removal or change to existing listing where NLST precedes the listing
02/20/01	Platform	E	D: New Jersey only: Suspend (two way)
03/09/01	All	Header	D: Notation "Legacy System"
03/21/01	Platform	E	D: Option B (PA only)
03/21/01	Platform	F/T	A: Option B (PA only)
04/04/01	Loop, Loop wi LNP, LNP	F/T	D: Partial Migration (Non-BTN)
04/04/01	Loop, Loop wi LNP, LNP	E	A: Partial Migration (Non-BTN)
04/18/01	Resale	F/T	D: Suspend (two way)
04/18/01	Resale	F/T	D: Restore (two way)
04/18/01	Resale	F/T	A: Deny
04/18/01	Resale	F/T	A: Restore Deny
04/18/01	Resale	E	A: Seasonal Suspend
04/18/01	Resale	E	A: Seasonal Restore
06/07/01	Platform	F/T	A: Clec to Clec As Specified (Full Migration)
06/07/01	Platform	E	D: Migration of Platform to Platform
06/07/01	All	F/T	<p>C: from Supplement Type (Sup) = 1 if confirmation not sent on any prior version</p> <p>C: to Supplement Type (Sup) = 1, 3 if confirmation not sent on any prior version</p>
06/07/01	All	E	<p>C: from Supplement Type (Sup) = 2, 3 = 1, if request previously confirmed</p>

			C:to Supplement Type (Sup) = 2 with or without a confirmation = 1, 3, if request previously confirmed
06/19/01	Resale	F/T	C: from Freeze PIC/LPIC C; to Freeze PIC/LPIC (all valid entries)
06/19/01	Resale	E	D: Remove inter/intra and inter-intra freeze
06/19/01	Loop	F/T	C: from Line Sharing (New only) C: to Line Sharing (New and Disconnect only)
06/19/01	Loop	E	C: from Line Sharing (except New) C: to Line Sharing (except New and Disconnect)
06/19/01	Platform	E	D: Outside Move
06/19/01	Platform	F/T	A: Outside Move
06/19/01	LIDB	F/T	A: Offered by Contract All (only an ACT of C and an LNA of C is allowed)
08/03/01	Loop	E	A: Loop Qualification Status of R (Required)
08/21/01	Platform	E	D: Change telephone number (BTN)
08/21/01	Platform	F/T	A: Change telephone number (BTN)
08/21/01	Resale	E	C: from Change telephone number (BTN) C: to Change telephone number (BTN) MDV and eTRAK
08/21/01	Resale	F/T	A: to Change telephone number (BTN) PA, DE, NJ
08/21/01	Resale	F/T	A: Platform to Resale Conversion As Specified (Full Migration) -Includes: Local & Foreign Directory Lstg for Straight Main and Additional Listings - USOC In scope list by state
08/21/01	Resale	E	A: TOS 3 rd character (class) of G (Message)
09/17/01	Resale	F/T	A: Resale to Resale Conversions As Is – Includes: - Local & Foreign Directory Lstg for Straight Main and Additional listings
09/17/01	Resale	F/T	A: Resale to Resale Conversion As Is – with Changes Includes: - Local & Foreign Directory Lstg for Straight Main and Additional Listings
09/17/01	Resale	F/T	Add: Resale to Resale Conversions As Specified (Full Migration) Includes -Local & Foreign Directory Lstg for Straight Main and Additional listings -Addition and Deletion of lines -USOC In scope list by state
10/23/01	Heading	T	C:from heading of Service C: to heading of Title
10/23/01	Column	Column	C: from Column Identifier R (Request Type) C: to F/T =Flowthrough
10/23/01	Resale	E	D: Change telephone number (BTN) MDV and eTRAK
10/23/01	Resale	F/T	C: from Change telephone number (BTN) PA,DE,NJ C: to Change telephone number (BTN)
10/23/01	Resale	F/T	Supplement Type (Sup) C: from Supplement Type (Sup) = 1, 3 if confirmation not sent on any prior version C: to Supplement Type (Sup) = 1, 2, 3 if confirmation not sent on any prior version A: =1 post confirmation if service order is still pending with a due date greater than the day the sup is received

			= 2 post confirmation if the original request was Flowthrough and if service order is still pending with a due date greater than the day the sup is received
10/23/01	Resale	E	C: from =2 with or without a confirmation = 1, 3, if request previously confirmed C: to =1 post confirmation if service order is still pending with a due date that is the same or less than the day the sup is received = 2 post confirmation if the original request was not Flowthrough or if service order is still pending with a due date that is the same or less than the day the sup is received =3, if request previously confirmed
10/23/01	Loop	T	D: All reference to M Loop (Use ASR to order)
10/23/01	Loop	E	D: All reference to M Loop (Use ASR to Order)
10/23/01	Loop	T	A: 2 W CSS Loop
10/23/01	Loop	T	A: 4 W CSS Loop
10/23/01	Loop	T	A: 2 W Digital Design
10/23/01	Loop	T	D: 4W Digital ISDN
10/23/01	Loop	T	D: 4W Digital ADSL
10/23/01	Loop	T	D: 4W Digital XDSL
10/23/01	Loop	T	A: 4W Digital 56KBs
10/23/01	Loop	T	A: 4W Digital 64KBs
10/23/01	Loop	T	A: Sub Loop Includes: -2W Analog -4W Analog -2 W Digital Includes: -ISDN -ADSL -XDSL -Digital Design - 4W Digital Includes: -HDSL -56 KBs -64 KBs
10/23/01	Loop	F/T	D: All reference to 2W CSS
10/23/01	Loop	E	A: 2W CSS Loop A: 4W CSS Loop
10/23/01	Loop	F/T	C: from Basic loop w/Local&Foreign Directory Lstg for Straight Main and Additional Listing C: to 2 Wire Analog Basic loop w/Local & Foreign Directory Lstg for Straight Main and Additional Listing
10/23/01	Loop	F/T	A: Line Splitting -New -Disc Data
10/23/01	Loop	F/T	A: Sub Loop Includes: - Analog: 2 Wire New and Delete - Digital: 2 Wire New and Delete Includes: ISDN ADSL HDSL XDSL

			Digital Design
10/23/01	Loop, Loop LNP, LNP	wi	F/T
			<p>C: from Supplement Type (Sup) = 1, 3 if confirmation not sent on any prior version</p> <p>C: to Supplement Type (Sup) = 1, 2, 3 if confirmation not sent on any prior version</p> <p>A: =1 post confirmation if service order is still pending with a due date greater than the day the sup is received = 2 post confirmation if the original request was Flowthrough and if service order is still pending with a due date greater than the day the sup is received</p>
10/23/01	Loop, Loop LNP, LNP	wi	E
			<p>C: from Supplement Type (Sup) = 2 with or without a confirmation = 1, 3, if request previously confirmed</p> <p>C: to Supplement Type (Sup) = 1 post confirmation if service order is still pending with a due date that is the same or less than the day the sup is received = 2 post confirmation if the original request was not Flowthrough or if service order is still pending with a due date that is the same or less than the day the sup is received or if the new due date is less than the original due date (due to Frame Ready Date (FRD)) = 3, if request previously confirmed</p>
10/23/01	Loop		E
			(UNDER ANALOG) D: 2W P phone
10/23/01	Loop		E
			(UNDER DIGITAL) A: All Digital 2W Zero Bridge Taps
10/23/01	Loop		E
			(UNDER DIGITAL) D: 2W ADSL zero bridge tap
10/23/01	Loop		E
			(UNDER DIGITAL) A: 2W Digital Design
10/23/01	Loop		E
			(UNDER DIGITAL) A: 4W Digital
10/23/01	Loop		E
			(UNDER DIGITAL) A: 4W HDSL
10/23/01	Loop		E
			(UNDER DIGITAL) A: 56KBs
10/23/01	Loop		E
			(UNDER DIGITAL) A: 64KBs
10/23/01	Loop		E
			A: Sub Loop -Analog All 4Wire -Digital: All Digital 2W Zero Bridge Taps 4W HDSL 4W 56KBs 4W 64KBs
10/23/01	Platform		F/T
			Under Supplement Type (Sup) C: from Supplement Type (Sup) = 1, 3 if confirmation not sent on any prior version C: to Supplement Type (Sup)

			<p>= 1, 2, 3 if confirmation not sent on any prior version</p> <p>A:</p> <p>=1 post confirmation if service order is still pending with a due date greater than the day the sup is received</p> <p>= 2 post confirmation if the original request was Flowthrough and if service order is still pending with a due date greater than the day the sup is received</p>
10/23/01	Platform	E	<p>Supplement Type (SUP)</p> <p>C: from = 1, 2, 3 if request previously confirmed</p> <p>C: to 3 if request previously confirmed</p> <p>A:</p> <p>=1 post confirmation if service order is still pending with a due date that is the same or less than the day the sup is received</p> <p>= 2 post confirmation if the original request was not Flowthrough or if service order is still pending with a due date that is the same or less than the day the sup is received</p>
10/23/01	Line Splitting (Platform)	T	A: Title of Line Splitting (Platform)
10/23/01	Line Splitting Platform	F/T	<p>A: Line Splitting Account</p> <p><i>Includes:</i></p> <ul style="list-style-type: none"> -Platform USOC In scope list by State -Change PIC/LPIC -Add, Change, Remove Freeze PIC/LPIC -Add Change Delete Blocking -Add, Change Delete Features <p>A: Disconnects with Line Splitting</p> <p>A: Line Sharing to Line Splitting (Same Clec)</p>
10/23/01	Standalone Listings	F/T	<p>C: from Supplement Type (Sup)</p> <p>= 1, 3 if confirmation not sent on any prior version</p> <p>C: to: Supplement Type (Sup)</p> <p>= 1, 2, 3 if confirmation not sent on any prior version</p> <p>=1 post confirmation if service order is still pending with a due date greater than the day the sup is received</p> <p>= 2 post confirmation if the original request was Flowthrough and if service order is still pending with a due date greater than the day the sup is received</p>
10/23/01	Standalone Listings		<p>C: from Supplement Type (Sup)</p> <p>= 2 with or without a confirmation</p> <p>= 1, 3, if request previously confirmed</p> <p>C: to Supplement Type (Sup)</p> <p>=1 post confirmation if service order is still pending with a due date that is the same or less than the day the sup is received</p> <p>= 2 post confirmation if the original request was not Flowthrough or if service order is still pending with a due date that is the same or less than the day the sup is received</p> <p>=3, if request previously confirmed</p>
12/20/01	Resale	F/T	<p>A: Platform to Resale Conversion As Is</p> <p>Includes: -Local & Foreign Directory Lstg for Straight Main and Additional Listings</p>

12/20/01	Resale	F/T	A: Platform to Resale: Conversion As Is – with Changes Includes:- Local & Foreign Directory Lstg for Straight Main and Additional Listings
12/20/01	Resale	F/T	A: Conversion of Retail to Resale where the Retail account is Seasonally Suspended
12/20/01	Resale	F/T	A: Conversion of Resale to Resale where the Resale account is Seasonally Suspended
12/20/01	Loop	F/T	A: Conversion of Platform to Loop (Full migration)
12/20/01	Loop wi LNP	F/T	A: Conversion of Platform to Loop with LNP (Full migration)
12/20/01	LNP	F/T	A: Conversion of Platform to LNP (Full migration)
12/20/01	LNP	E	<p>C: from Supplement Type (Sup) = 1 post confirmation if service order is still pending with a due date that is the same or less than the day the sup is received = 2 post confirmation if the original request was not Flowthrough or if service order is still pending with a due date that is the same or less than the day the sup is received or if the new due date is less than the original due date (due to Frame Ready Date (FRD)) = 3, if request previously confirmed</p> <p>C: to Supplement Type (Sup) = 1 post confirmation if service order is still pending with a due date that is less than the day the sup is received = 2 post confirmation if the original request was not Flowthrough or if service order is still pending with a due date that is the same or less than the day the sup is received or if the new due date is less than the original due date (due to Frame Ready Date (FRD)) = 3, if request previously confirmed</p>
12/20/01	LNP	F/T	<p>C: from Supplement Type (Sup) = 1, 2, 3 if confirmation not sent on any prior version =1 post confirmation if service order is still pending with a due date greater than the day the sup is received = 2 post confirmation if the original request was Flowthrough and if service order is still pending with a due date greater than the day the sup is received</p> <p>C: to Supplement Type (Sup) = 1, 2, 3 if confirmation not sent on any prior version =1 post confirmation if service order is still pending with a due date is equal to or greater than the day the sup is received = 2 post confirmation if the original request was Flowthrough and if service order is still pending with a due date greater than the day the sup is received</p>
12/20/01	Platform	F/T	A: Conversion of Retail/Resale to Platform where the Retail account is Seasonally Suspended
12/20/01	Platform	F/T	A: Conversion of Platform to Platform where the

			Platform account is Seasonally Suspended
03/14/02	Resale	E	C: from New activity over 5 lines C: to New activity over 10 lines Business and 5 lines (Residence)
03/14/02	Loop	F/T	A: Under Sub Loop Line Share
03/14/02	Loop, Loop LNP, LNP	wi F/T	D:: Partial Conversion (BTN)
03/14/02	Loop, Loop LNP, LNP	wi F/T	A: Partial Conversion (Non-BTN)
03/14/02	Platform	E	C: from All Partial Migrations (BTN and Non-BTN) C: to Partial migrations (BTN)
03/14/02	Platform	F/T	A: to Partial migrations (non-BTN)
03/14/02	Note	Note	C from: Note: 1. Listing Exception: 20 or more listings in DC, MD, VA do not flow Level 5 C to: Note: 2. Listing Exception: 20 or more listings in DE, MD, VA do not flow Level 5
05/30/02	Resale	E	D: Remote Call Forwarding
05/30/02	Resale	F/T	A: Remote Call Forwarding
05/30/02	Platform	E	A: Partial Migration of BTN
05/30/02	Platform	F/T	A: Conversion As Specified (Partial Migration non BTN only)
05/30/02	Loop	E	A: Partial Migration of BTN
05/30/02	Loop	F/T	A: Conversion As Specified (Partial Migration non BTN only)
05/30/02	Resale	F/T	C: From: COIN conversion as is To: Coin to Resale for MDV – As Is, As Specified, Disconnect, Subsequent Changes: PIC/LPIC changes. Line Side Answer Supervision, Blocking Options
05/30/02	Resale	E	C: From: COIN Conversion as is with Changes, As Specified, New Activity and all Post Migration To: COIN Conversion as is with Changes, As Specified, New Activity, and all Post Migration changes for New Jersey, Delaware, Pennsylvania.
05/30/02	Platform	F/T	A: COIN to PAL for New Jersey, Delaware, Pennsylvania – As is, As Specified, Disconnect, Subsequent Changes: PIC/LPIC changes, Line Side Answer Supervision, Blocking Options
05/30/02	Platform	E	A: COIN to PAL for MDV
05/30/02	Resale	F/T	C: From: Conversion of Retail to Resale and the Retail account is Seasonally Suspended To: Conversion of Retail to Resale and the Retail Account is Seasonally Suspended or in a Deny Status
05/30/02	Resale	F/T	C: From: Conversion of Resale to Resale and the Resale account is Seasonally Suspended To: Conversion of Resale to Resale and the Resale Account is Seasonally Suspended or in a Deny Status

05/30/02	Loop	F/T	A: PART -Line Share With DS3 Port Term -Data only With DS3 Port Term -CLEC Voice and CLEC Data With DS3 Port Term
08/19/02	Platform	E	D: Partial migration (BTN)
08/19/02	Platform	F/T	A: Partial migration (BTN)
08/19/02	Resale	E	D: COCOT – Conversion As Is with Changes, As Specified, and all Post Migration changes for New Jersey, Delaware, Pennsylvania
08/19/02	Resale	F/T	A: COCOT – Conversion As Is with Changes, As Specified, and all Post Migration changes for New Jersey, Delaware, Pennsylvania
10/04/02	Platform	F/T	D: Partial migration (BTN)
10/04/02	Platform	E	A: Partial migration (BTN)
11/25/02	Platform	F/T	A: Under Platform Account Activity Remote Call Forwarding
11/25/02	UNE	F/T	A: Conversion from Retail to Sub-Loop <i>Includes:</i> 2W Analog:
11/25/02	Loop with LNP	F/T	A: Conversion from Retail to Sub-Loop <i>Includes:</i> 2W Analog:
11/25/02	Platform	F/T	C: From Coin to PAL for New Jersey, Delaware, Pennsylvania To: Retail COIN/COCOT to PAL
11/25/02	Platform	E	D: COIN to PAL for MDV
11/25/02	Resale	F/T	C: From COIN to Resale for MDV To: COIN/COCOT to Resale
11/25/02	Resale	E	D: COIN – New Activity for New Jersey, Delaware, Pennsylvania
01/24/03	Loop w/LNP	F/T	A: Conversion from Retail to Loop with LNP for COCOT
01/24/03	Platform	F/T	A: Resale COIN/COCOT to PAL -As Specified -As is -Disconnect -Subsequent change
01/24/03	Platform	F/T	A: Platform COIN/COCOT to Platform -As Specified -As is -Subsequent changes
01/24/03	Resale	F/T	A: Partial Conversion, Retail to Resale, WTN only

Appendix I

Reserved For Future Use

Appendix J

Reserved For Future Use

Appendix K

Statistical Methodology

Appendix K Statistical Metric Evaluation Procedures

Carrier to Carrier Statistical Metric Evaluation Procedures

Statistical evaluation is used here as a tool to assess whether the Incumbent Local Exchange Company's (ILEC) wholesale service performance to the Competitive Local Exchange Companies (CLECs) is at least equal in quality to the service performance that the ILEC provides to itself (i.e., parity). Carrier-to-Carrier (C2C) measurements having a parity standard are metrics where both the CLEC and ILEC performance are reported.²

A. Statistical Framework

The statistical tests of the null hypothesis of parity against the alternative hypothesis of non-parity defined in these guidelines use ILEC and CLEC observational data. The ILEC and CLEC observations for each month are treated as random samples drawn from operational processes that run over multiple months. The null hypothesis is that the CLEC mean performance is at least equal to or better than the ILEC mean performance.

Statistical tests should be performed under the following conditions.

- 1) The data must be reasonably free of measurement/reporting error.
- 2) The ILEC to CLEC comparisons should be reasonably like to like.
- 3) The minimum sample size requirement for statistical testing is met. (Section B)
- 4) The observations are independent. (Section D)

These conditions are presumed to be met until contrary evidence indicates otherwise.

To the extent that the data and/or operational analysis indicate that additional analysis is warranted, a metric may be taken to the Carrier Working Group for investigation.

² Section 251(c)(2)(C) of the Telecommunications Act of 1996 states that facilities should be provided to CLECs on a basis "that is at least equal in quality to that provided by the local exchange carrier to itself." Paragraph 3 of Appendix B of FCC Opinion 99-404 states, "Statistical tests can be used as a tool in determining whether a difference in the measured values of two metrics means that the metrics probably measure two different processes, or instead that the two measurements are likely to have been produced by the same process."

B. Sample Size Requirements

The assumptions that underlie the C2C Guidelines statistical models include the requirement that the two groups of data are comparable. With larger sample sizes, differences in characteristics associated with individual customers are more likely to average out. With smaller sample sizes, the characteristics of the sample may not reasonably represent those of the population. Meaningful statistical analysis may be performed and confident conclusions may be drawn, if the sample size is sufficiently large to minimize the violations of the assumptions underlying the statistical model.

The following sample size requirements, based upon both statistical considerations and also some practical judgment, indicate the minimum sample sizes above which parity metric test results (for both counted and measured variables) may permit reasonable statistical conclusions.

The statistical tests defined in these guidelines are valid under the following conditions:

- If there are only 6 of one group (ILEC or CLEC), the other must be at least 30.*
- If there are only 7 of one, the other must be at least 18.*
- If there are only 8 of one, the other must be at least 14.*
- If there are only 9 of one, the other must be at least 12.*
- Any sample of at least 10 of one and at least 10 of the other is to be used for statistical evaluation.*

When a parity metric comparison does not meet the above sample size criteria, it may be taken to the Carrier Working Group for alternative evaluation. In such instances, a statistical score (Z score equivalent) will not be reported, but rather an "SS" (for Small Sample) will be recorded in the statistical score column; however, the means (or proportions), number of observations and standard deviations (for means only) will be reported.

C. Statistical Testing Procedures

Parity metric measurements that meet the sample size criteria in Section B will be evaluated according to the one-tailed permutation test procedure defined below.

Combine the ILEC and CLEC observations into one group, where the total number of observations is $n_{ilec} + n_{clec}$. Take a sufficiently large number of random samples of size n_{clec} (e.g., 500,000). Record the mean of each re-sample of size n_{clec} . Sort the re-sampled means from best to worst (left to right) and compare where on the distribution of re-sampled means the original CLEC mean is located. If 5% or less of the means lie to the right of the reported CLEC mean, then reject the null hypothesis that the original CLEC sample and the original ILEC sample came from the same population.

If the null hypothesis is correct, a permutation test yields a probability value (*p value*) representing the probability that the difference (or larger) in the ILEC and CLEC sample means is due to random variation.

Permutation test *p values* are transformed into "Z score equivalents." These "Z score equivalents" refer to the standard normal Z score that has the same probability as the *p-values* from the permutation test. Specifically, this statistical score equivalent refers to the inverse of the standard normal cumulative distribution associated with the probability of seeing the reported CLEC mean, or worse, in the distribution of re-sampled permutation test means. A Z score of less than or equal to -1.645 occurs at most 5% of the time under the null hypothesis that the

CLEC mean is at least equal to or better than the ILEC mean. A Z score greater than -1.645 (p -value greater than 5%) supports the belief that the CLEC mean is at least equal to or better than the ILEC mean. For reporting purposes, Z score equivalents equal to or greater than 5.0000 are displayed on monthly reports as 5.0000. Similarly, values for a Z statistics equal to or less than -5.0000 are displayed as -5.0000 .

Alternative computational procedures (i.e., computationally more efficient procedures) may be used to perform measured and counted variable permutation tests so long as those procedures produce the same p -values as would be obtained by the permutation test procedure described above. The results should not vary at or before the fourth decimal place to the Z score equivalent associated with the result generated from the exact permutation test. (i.e., the test based upon the exact number of combinations of n_{clec} from the combined $n_{ilec} + n_{clec}$).

Measured Variables (i.e., metrics of intervals, such as mean time to repair or average delay days):

The following permutation test procedure is applied to measured variable metrics:

1. Compute and store the mean for the original CLEC data set.
2. Combine the ILEC and CLEC data to form one data set.
3. Draw a random sample without replacement of size n_{clec} (sample size of original CLEC data) from the combined data set.
 - a) Compute the test statistic (re-sampled CLEC mean).
 - b) Store the new value of test statistic for comparison with the value obtained from the original observations.
 - c) Recombine the data set.
4. Repeat Step 3 enough times such that if the test were re-run many times the results would not vary at or before the fourth decimal place of the reported Z score equivalent (e.g., draw 500,000 re-samples per Step 3).
5. Sort the CLEC means created and stored in Step 3 and Step 4 in ascending order (CLEC means from best to worst).
6. Determine where the original CLEC sample mean is located relative to the collection of re-sampled CLEC sample means. Specifically, compute the percentile of the original CLEC sample mean.
7. Reject the null hypothesis if the percentile of the test statistic (original CLEC mean) for the observations is less than .05 (5%). That is, if 95% or more of the re-sampled CLEC means are better than the original CLEC sample mean, then reject the null hypothesis that the CLEC mean is at least equal to or better than the ILEC mean. Otherwise, the data support the belief that the CLEC mean is at least equal to or better than the ILEC mean.
8. Generate the C2C Report "Z Score Equivalent," known in this document as the standard normal Z score that has the same percentile as the test statistic.

Counted Variables (i.e., metrics of proportions, such as percent measures):

A hypergeometric distribution based procedure (a.k.a., Fisher's Exact test)³ is an appropriate method to evaluate performance for counted metrics where performance is measured in terms of success and failure. Using sample data, the hypergeometric distribution estimates the probability (*p value*) of seeing **at least** the number of failures found in the CLEC sample. In turn, this probability is converted to a Z score equivalent using the inverse of the standard normal cumulative distribution.

The hypergeometric distribution is as follows:

$$p \text{ value} = 1 - \left\{ \sum_{i=\max(0, \{[n_{ilec} p_{ilec} + n_{clec} p_{clec}] - [n_{clec} + n_{ilec}]\})}^{n_{clec} p_{clec} - 1} \frac{\binom{[n_{clec} p_{clec} + n_{ilec} p_{ilec}]}{i} \binom{[n_{clec} + n_{ilec}] - [n_{clec} p_{clec} + n_{ilec} p_{ilec}]}{n_{clec} - i}}{\binom{[n_{clec} + n_{ilec}]}{n_{clec}}} \right\}$$

Where:

p value = the probability that the difference in the ILEC and CLEC sample proportions could have arisen from random variation, assuming the null hypothesis

n_{clec} and n_{ilec} = the CLEC and ILEC sample sizes (i.e., number of failures + number of successes)

p_{clec} and p_{ilec} = the proportions of CLEC and ILEC failed performance, for percentages 10% translates to a 0.10 proportion = number of failures / (number of failures + number of successes)

Either of the following two equations can be used to implement a hypergeometric distribution-based procedure:

The probability of observing **exactly** f_{clec} failures is given by:

$$\Pr(i = f_{clec}) = \frac{\binom{(f_{clec} + f_{ilec})}{f_{clec}} \binom{(n_{clec} + n_{ilec}) - (f_{clec} + f_{ilec})}{n_{clec} - f_{clec}}}{\binom{(n_{clec} + n_{ilec})}{n_{clec}}}$$

Where:

f_{clec} = CLEC failures in the chosen sample = $n_{clec} p_{clec}$

f_{ilec} = ILEC failures in the chosen sample = $n_{ilec} p_{ilec}$

n_{clec} = size of the CLEC sample

n_{ilec} = size of the ILEC sample

³ This procedure produces the same results as a permutation test of the equality of the means for the ILEC and CLEC distributions of 1s and 0s, where successes are recorded as 0s and failures as 1s.

Alternatively, the probability of observing **exactly** f_{clec} failures is given by:

$$\Pr(i = f_{clec}) = \frac{n_{clec}! n_{ilec}! f_{total}! s_{total}!}{(n_{clec} + n_{ilec})! f_{clec}! (n_{clec} - f_{clec})! (f_{total} - f_{clec})! (n_{ilec} - f_{total} + f_{clec})!}$$

Where:

S_{clec} = the number of CLEC successes = $n_{clec} (1 - p_{clec})$

S_{ilec} = the number of ILEC successes = $n_{ilec} (1 - p_{ilec})$

$f_{total} \equiv f_{clec} + f_{ilec}$

$S_{total} \equiv S_{clec} + S_{ilec}$

The probability of observing f_{clec} **or more** failures [$\Pr(i \geq f_{clec})$] is calculated according to the following steps:

1. Calculate the probability of observing exactly f_{clec} using either of the equations above.
2. Calculate the probability of observing all more extreme frequencies than $i = f_{clec}$, conditional on the
 - a. total number of successes (S_{total}),
 - b. total number of failures (f_{total}),
 - c. total number of CLEC observations (n_{clec}), and the
 - d. total number of ILEC observations (n_{ilec}) remaining fixed.
3. Sum up all of the probabilities for $\Pr(i \geq f_{clec})$.
4. If that value is less than or equal to 0.05, then the null hypothesis is rejected.

D. Root Cause/Exceptions

Root Cause: If the permutation test shows an “out-of-parity” condition, the ILEC may perform a root cause analysis to determine cause. Alternatively, the ILEC may be required by the Carrier Working Group to perform a root cause analysis. If the cause is the result of “clustering” within the data, the ILEC will provide such documentation.

Clustering Exceptions: Due to the definitional nature of the variables used in the performance measures, some comparisons may not meet the requirements for statistical testing. Individual data points may not be independent. The primary example of such non-independence is a cable failure. If a particular CLEC has fewer than 30 troubles and all are within the same cable failure with long duration, the performance will appear out of parity. However, for all troubles, including the ILEC's troubles, within that individual event, the trouble duration is identical.

Another example of clustering is if a CLEC has a small number of orders in a single location with a facility problem. If this facility problem exists for all customers served by that cable and is longer than the average facility problem, the orders are not independent and clustering occurs.

Finally, if root cause shows that the difference in performance is the result of CLEC behavior, the ILEC will identify such behavior and work with the respective CLEC on corrective action.

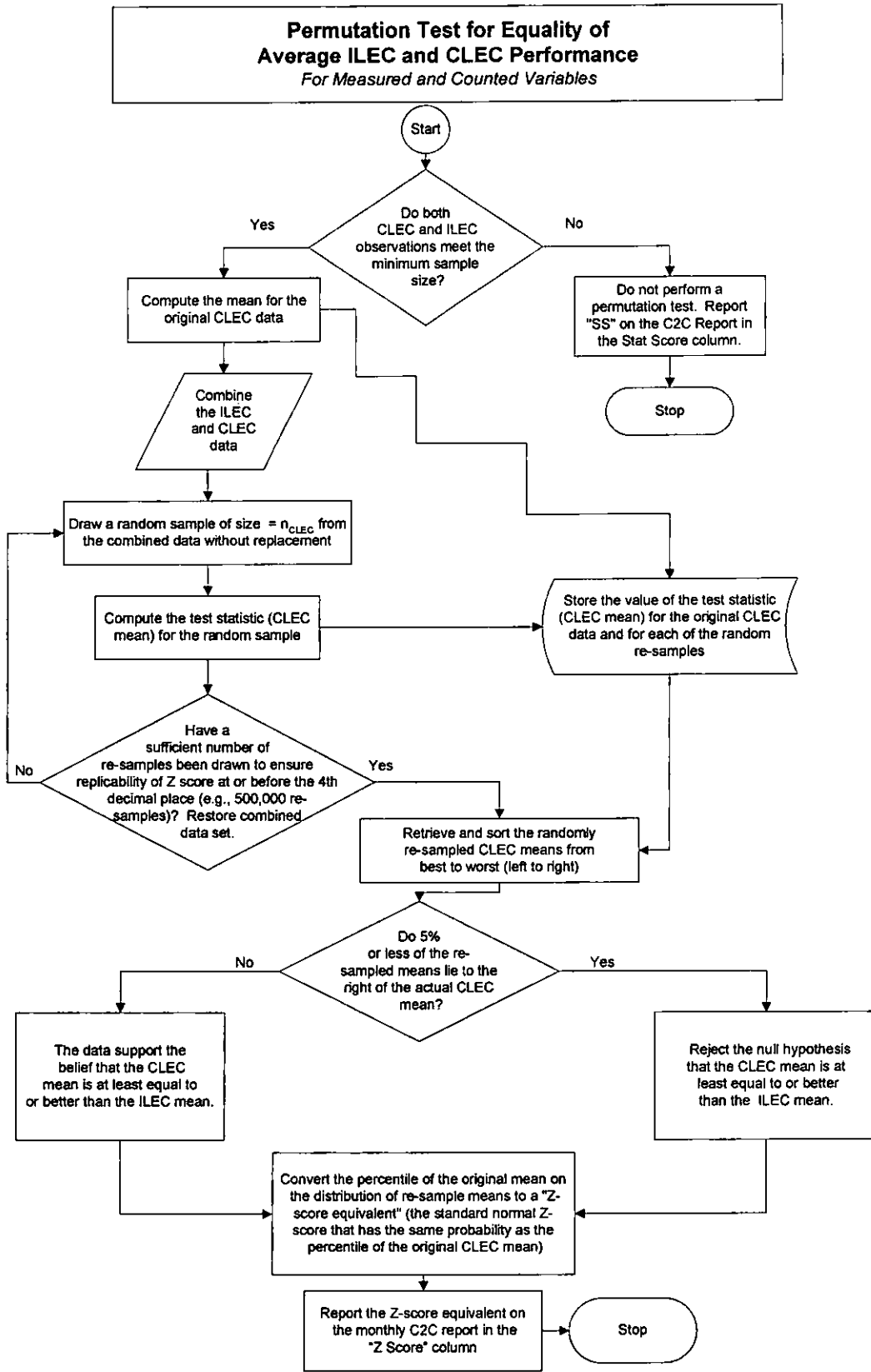
Another assumption underlying the statistical models used here is the assumption that the data are independent. In some instances, events included in the performance measures of provisioning and maintenance of telecommunication services are not independent. The lack of independence contributes to "clustering" of data. Clustering occurs when individual items (orders, troubles, etc.) are clustered together as one single event. This being the case, the ILEC will have the right to file an exception to the performance scores in the Performance Assurance Plan if the following events occur:

- a. Event-Driven Clustering - Cable Failure: If a significant proportion of a CLEC's troubles are in a single cable failure, the ILEC will provide data demonstrating that all troubles within that failure, including the ILEC troubles, were resolved in an equivalent manner. Then, the ILEC also will provide the repair performance data with that cable failure performance excluded from the overall performance for both the CLEC and the ILEC and the remaining troubles will be compared according to normal statistical methodologies.

- b. Location-Driven Clustering - Facility Problems: If a significant proportion of a CLEC's missed installation orders and resulting delay days were due to an individual location with a significant facility problem, the ILEC will provide the data demonstrating that the orders were "clustered" in a single facility shortfall. Then, the ILEC will provide the provisioning performance with that data excluded from the overall performance for both the CLEC and the ILEC and the remaining troubles will be compared according to normal statistical methodologies. Additional location-driven clustering may be demonstrated by disaggregating performance into smaller geographic areas.
- c. Time-Driven Clustering - Single Day Events: If a significant proportion of CLEC activity, provisioning, or maintenance occurs on a single day within a month, and that day represents an unusual amount of activity in a single day, the ILEC will provide the data demonstrating the activity is on that day. The ILEC will compare that single day's performance for the CLEC to the ILEC's own performance. Then, the ILEC will provide data with that day excluded from overall performance to demonstrate "parity."

CLEC Actions: If performance for any measure is impacted by unusual CLEC behavior, the ILEC will bring such behavior to the attention of the CLEC to attempt resolution. Examples of CLEC behavior impacting performance results include order quality, causing excessive missed appointments; incorrect dispatch identification, resulting in excessive multiple dispatch and repeat reports, inappropriate X coding on orders, where extended due dates are desired; and delays in rescheduling appointments, when the ILEC has missed an appointment. If such action negatively impacts performance, the ILEC will provide appropriate detailed documentation of the events and communication to the individual CLEC and the Commission.

Documentation: The ILEC will provide all necessary detailed documentation to support its claim that an exception is warranted, ensuring protection of customer proprietary information, to the CLEC(s) and Commission. ILEC and CLEC performance details include information on individual trouble reports or orders. For cable failures, the ILEC will provide appropriate documentation detailing all other troubles associated with that cable failure.



Appendix L

Example of C2C Performance Reports in ASCII Format

Field Name	Type	Description	Example
STATE	ALPHA	The state for which performance is being reported	NY
METRIC_MONTH	DATE	The month for which performance is being reported in MM/DD/YYYY format (DD is first day of reported month).	4/1/2004
CLEC_ID	ALPHANUMERIC	The identifier associated with a CLEC (AGGR for Aggregate reporting).	AGGR
METRIC_ID	ALPHANUMERIC	The metric ID for each reported measure in NN-RR-CC-TTTT format where: NN is the domain (Pre-Ordering, Ordering, etc.) RR is the metric number (1, 2, etc.) CC is the sub-metric number (01, 02, etc.) TTTT is the product code (2100, etc.)	PO-1-01-6020
GEOGRAPHY	ALPHA	The geography associated with the reporting ('Entire State' for state-level reporting.)	Entire State
METRIC_DESC	ALPHANUMERIC	The description associated with the performance measure.	Average Response Time - Customer Service Record (CSR)
PRODUCT_DESC	ALPHA	The description associated with the metric product code	EDI
STANDARD	ALPHANUMERIC	The performance standard for the sub-metric	Parity plus <= 4 Seconds
VZ_PERF	NUMERIC	The Verizon performance	
CLEC_PERF	NUMERIC	The CLEC performance	
VZ_DEN	NUMERIC	The Verizon denominator	
CLEC_DEN	NUMERIC	The CLEC denominator	
VZ_NUM	NUMERIC	The Verizon numerator	
CLEC_NUM	NUMERIC	The CLEC numerator	
DIFFERENCE	NUMERIC	The difference between Verizon and CLEC performance	
STANDARD_DEV	NUMERIC	The standard deviation	
Z_SCORE	NUMERIC	The Z-Score calculation	

Appendix M

Order Accuracy Details

Order Accuracy Details:

In the order processing area two issues of concern are: (1) whether appropriate information is being recorded on the Order Confirmation ("LSRC") that Verizon is sending CLECs; and (2) whether the Verizon order correctly reflects what is included on the Local Service Request. Verizon will separately measure performance for order confirmation and order accuracy.

LSRC Accuracy:

Long Term Solution: (NY, CT, MA, RI, PA, DE, NJ, MD, DC, VA)

Upon implementation of the "Request Manager" (formerly known as LSRM in the South states), Verizon will have an automated capability to measure % LSRCs re-sent due to error.

Order Accuracy

Permanent Solution:

Order accuracy performance will be completed whereby 20 completed Service Orders are selected each day using a random number generator within Request Manager. Verizon will compare the Service Order to the last version of the associated LSR (LSRC for the due date field). The complexity of each order type precludes a complete list on a field-by-field basis for inclusion in this filing. However the specific fields to be addressed include:

- RSID or AECN
- PON Number
- Telephone Number (if applicable, required for resold POTS and LNP/INP)
- Circuit ID (if applicable, required for specials and loops)
- Directory Listing Information (if included)
- Features (for Resale and Switching orders)
- Due Date

Includes all fields on service order that impact service. For example "optional fields" such as call forwarding to telephone number would be included as a "feature" field and be subject to review.

Order Accuracy – Directory Listing*

The following fields on the Directory Listing Form of the LSR (LSOG4 or greater) (if populated) need to be compared to SOP: Else - the CSR of the former retail customer needs to be compared to SOP.

<u>Field</u>	<u>Name</u>	<u>Definition</u>
10	LACT	Listing Activity (new, z, change)
11	ALI	Alpha Numeric Listing Identifier Code (optional - change or delete activity) resale additional listings, UNE primary and additional listings
12	RTY	Record Type (main, addl, foreign listing)
13	LTY	Listing Type (listed, non listed)
39	LTN	Listed Telephone Number
45	LNLN	Listed Name, Last Name
46	LNFN	Listed Name, First Name
56	ADI	Address Indicator (O to omit address)
59	LASF	Listed Address House Number Suffix
60	LASD	Listed Address Street Directional
61	LASN	Listed Address Street Name
62	LATH	Listed Address Thorofare (St., Rd., Ave.)
63	LASS	Listed Address Street Suffix (Main St. West)
65	LALOC	Listed Address Locality
94	YPH	Yellow Page Heading

*Applicable to Verizon East states that report OR-6-04

Appendix N

Verizon Wholesale Change Control Notification Process

Verizon issues wholesale metrics change controls to update program algorithms used to produce metric results. Verizon distributes a notification file to CLECs on a weekly basis that details the metrics change controls worked during the week. The notification file contains the following information:

Time period covered in the notice
 Change Control Number
 Notification Number
 Title of the change
 Status of the Change
 Change Type
 Sub-Type
 First Data Month in Production
 Scheduled Filing Date
 Data Months Affected
 Business Reason
 Additional Notes
 Domain Impacted
 Report Type
 Metric Impacted
 Product Codes
 States affected.

Types of Distribution Lists

Notifications are sent to CLECs via the following two types of distribution lists:

State specific: This list contains a list of parties who have requested to receive wholesale metric change control notifications for specific East states. For example, a CCR that impacts the state of New York will utilize a NY distribution list. Any CLEC who does business in New York and has requested to receive metrics change control notifications will be on this distribution list.

CLEC Specific: This list contains a CLEC specific email addresses. This list is utilized for wholesale metric change controls that are CLEC specific. For example, Special Project PON CCRs are specific to one CLEC resulting in a metrics change control notification to the specific CLEC involved in the project.

Maintenance of CLEC distribution lists

CLECs are responsible to notify Verizon when the CLEC needs distribution list updates. CLECs requests for updates or additions to a state or CLEC specific list must be sent via email to the following Verizon email address:

`vz.ccr.notification.request@core.verizon.com`

Verizon will monitor the email database and will make updates once a week. CLECs will be notified of updates via a response to the email.

Appendix O
Test Deck- Weighted Transaction Matrix

MDV (eTRAK) Quality Baseline Validation Test Deck- LSOG 9

PRE-ORDER 25% of total weights 24 scenarios						ORDER 75% of total weights 50 scenarios			TOTAL 100% 74 scenarios																																																																		
40% of preorder 10% of total 5 scenarios		12% of preorder 3% of total 1 scenario		12% of preorder 3% of total 5 scenarios		12% of preorder 3% of total 5 scenarios		12% of preorder 3% of total 3 scenarios																																																																			
Customer Service Record		Due Date Availability		Address Validation		Product & Service Availability/Directory Listings/Service Analyzer		TN Availability Ord Reservation																																																																			
Facility Availability (Loop Qualification)/ Loop Make-Up		Scenarios		Scenarios		Scenarios		SYSTEMS																																																																			
16C 2.00%	16L 2.00%	17 2.00%	18 2.00%	19 2.00%	4 3.00%	6C 0.60%	6L 0.60%	7 0.60%	8 0.60%	9 0.60%	5 0.60%	10 0.60%	11 0.60%	12 0.60%	13 0.60%	1 1.00%	2 1.00%	3 1.00%	14 0.60%	15L 0.60%	15C 0.60%	20C 0.60%	20L 0.60%	1 0.83%	2 0.83%	3 0.83%	4 0.83%	5 0.83%	6 0.83%	7 0.83%	8 0.83%	8S 0.83%	9 0.83%	10 0.83%	11 0.83%	12 0.83%	13 0.83%	14 0.83%	15 0.83%	16 0.83%	17 0.83%	30 1.76%	31 1.76%	32 1.76%	32S 1.76%	32J 1.76%	33 1.76%	34 1.76%	35 1.76%	35S 1.76%	36 1.76%	*37 0.00%	38 1.76%	40 1.76%	41 1.76%	43 1.76%	44 1.76%	45 1.76%	46 1.76%	18 2.00%	19 2.00%	20 2.00%	21 2.00%	22 2.00%	23 2.00%	24 2.00%	25 2.00%	26 2.00%	27 2.00%	27S 2.00%	28 2.00%	29 2.00%	39 2.00%	42 2.00%	L = Legacy C = CORBA
10.00%		3.00%		3.00%		3.00%		3.00%		3.00%		3.00%		3.00%		15.00%		30.00%		30.00%		30.00%		100.00%																																																			

*****Order UNE Scenario 37 serves as a placeholder for a future scenario

Pennsylvania/Delaware/New Jersey Quality Baseline Validation Test Deck- LSOG 9

PRE-ORDER 25% of total weights 26 scenarios						ORDER 75% of total weights 50 scenarios			TOTAL 100% 76 scenarios	
Customer Service Record		Due Date Availability	Address Validation	Product & Service Availability/Directory Listings/Service Analyzer	TN Availability Ord Reservation	Facility Availability (Loop Qualification)/ Loop Make-Up	RESALE 20% of orders 15% of total 18 scenarios	UNE 40% of orders 30% of total 17 scenarios	PLATFORM 40% of orders 30% of total 15 scenarios	SYSTEMS L = Legacy C = CORBA
40% of preorder 10% of total 5 scenarios	12% of preorder 3% of total 1 scenario	12% of preorder 3% of total 5 scenarios	12% of preorder 3% of total 7 scenarios	12% of preorder 3% of total 3 scenarios	12% of preorder 3% of total 5 scenarios					
16C 2.00%	4 3.00%	6C 0.60%	5 0.43%	1 1.00%	14 0.60%	Scenarios	1 0.83%	30 1.76%	18 2.00%	
16L 2.00%		6L 0.60%	10 0.43%	2 1.00%	15C 0.60%	2 0.83%	2 0.83%	31 1.76%	19 2.00%	
20 2.00%		7 0.60%	11 0.43%	3 1.00%	15L 0.60%	3 0.83%	3 0.83%	32 1.76%	20 2.00%	
21 2.00%		8 0.60%	12 0.43%		20C 0.60%	4 0.83%	4 0.83%	32S 1.76%	21 2.00%	
22 2.00%		9 0.60%	13 0.43%		20L 0.60%	5 0.83%	5 0.83%	32J 1.76%	22 2.00%	
			21C 0.43%			6 0.83%	6 0.83%	33 1.76%	23 2.00%	
			21L 0.43%			7 0.83%	7 0.83%	34 1.76%	24 2.00%	
						8 0.83%	8 0.83%	35 1.76%	25 2.00%	
						9 0.83%	9 0.83%	35S 1.76%	26 2.00%	
						9S 0.83%	9S 0.83%	36 1.76%	27 2.00%	
						10 0.83%	10 0.83%	*37 0.00%	27S 2.00%	
						11 0.83%	11 0.83%	38 1.76%	28 2.00%	
						12 0.83%	12 0.83%	40 1.76%	29 2.00%	
						13 0.83%	13 0.83%	41 1.76%	39 2.00%	
						14 0.83%	14 0.83%	43 1.76%	42 2.00%	
						15 0.83%	15 0.83%	44 1.76%		
						16 0.83%	16 0.83%	45 1.76%		
						17 0.83%	17 0.83%	46 1.76%		
10.00%	3.00%	3.00%	3.00%	3.00%	3.00%	15.00%	30.00%	30.00%	100.00%	

*****Order UNE Scenario 37 serves as a placeholder for a future scenario

Northeast Regional Quality Baseline Validation Test Deck- LSOG 9

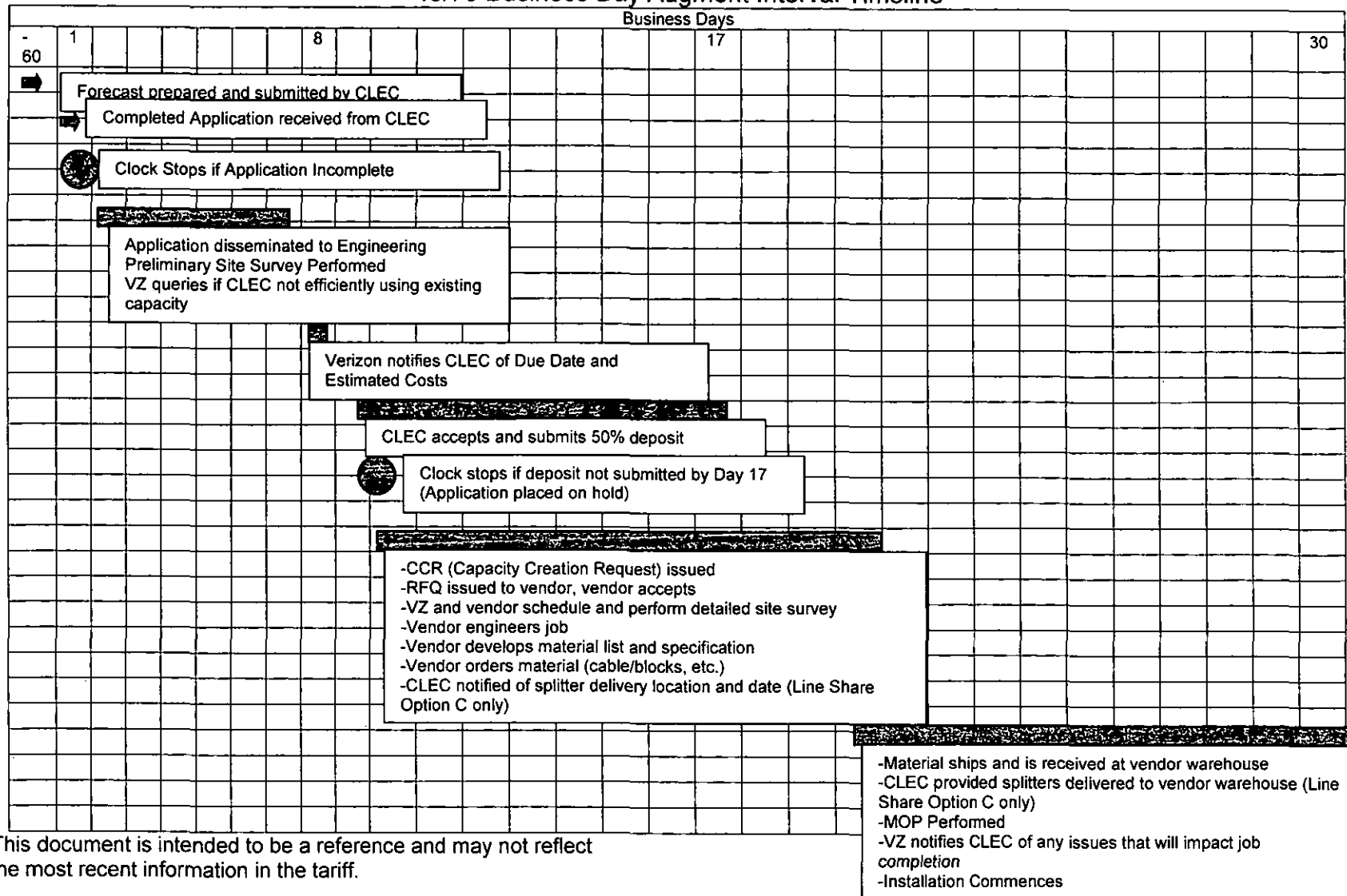
PRE-ORDER 25% of total weights 24 scenarios						ORDER 75% of total weights 50 scenarios			TOTAL 100% 74 scenarios																																																																					
40% of preorder 10% of total 6 scenarios		12% of preorder 3% of total 1 scenario		12% of preorder 3% of total 5 scenarios		12% of preorder 3% of total 7 scenarios		12% of preorder 3% of total 3 scenarios		12% of preorder 3% of total 5 scenarios		RESALE 20% of orders 15% of total 18 scenarios	UNE 40% of orders 30% of total 17 scenarios	PLATFORM 40% of orders 30% of total 15 scenarios	SYSTEMS L = Legacy C = CORBA																																																															
Customer Service Record		Due Date Availability		Address Validation		Product & Service Availability/Directory Listings/Service Analyzer		TN Availability Ord Reservation		Facility Availability (Loop Qualification)/ Loop Make-Up		Scenarios	Scenarios	Scenarios																																																																
16C 1.67%	16L 1.67%	17 1.67%	18 1.67%	19 1.67%	22 1.67%	4 3.00%	6C 0.60%	6L 0.60%	7 0.60%	8 0.60%	9 0.60%	5 0.43%	10 0.43%	11 0.43%	12 0.43%	14 0.43%	21C 0.43%	21L 0.43%	1 1.00%	2 1.00%	3 1.00%	14 0.60%	15L 0.60%	15C 0.60%	20C 0.60%	20L 0.60%	1 0.83%	2 0.83%	3 0.83%	4 0.83%	5 0.83%	6 0.83%	7 0.83%	8 0.83%	8S 0.83%	9 0.83%	10 0.83%	11 0.83%	12 0.83%	13 0.83%	14 0.83%	15 0.83%	16 0.83%	17 0.83%	30 1.76%	31 1.76%	32 1.76%	32S 1.76%	32J 1.76%	33 1.76%	34 1.76%	35 1.76%	35S 1.76%	36 1.76%	*37 0.00%	38 1.76%	40 1.76%	41 1.76%	43 1.76%	44 1.76%	45 1.76%	46 1.76%	18 2.00%	19 2.00%	20 2.00%	21 2.00%	22 2.00%	23 2.00%	24 2.00%	25 2.00%	26 2.00%	27 2.00%	27S 2.00%	28 2.00%	29 2.00%	39 2.00%	42 2.00%	
10.00%		3.00%		3.00%		3.00%		3.00%		3.00%		15.00%		30.00%		30.00%		100.00%																																																												

*****Order UNE Scenario 37 serves as a placeholder for a future scenario

Appendix P

Collocation 45 Day Augment Milestone Chart

Collocation Interval Timeline November 2004 45/76 Business Day Augment Interval Timeline



This document is intended to be a reference and may not reflect the most recent information in the tariff.

Maryland Appendix Q
Changes to the Carrier-to-Carrier Guidelines Performance Standards and Reports

Consensus Decision⁴ and Nonconsensus Decision⁵

1. Verizon Maryland shall file with the Commission the New York consensus and/or nonconsensus metric change(s) and proposed implementation interval(s), including an explanation of time required to implement, and description of the changes made to adapt to Maryland systems. Such filings shall be within 30 calendar days of submission date of the compliance filing in New York⁶ and shall be made in accordance with the Commission's Rules and Procedures.
2. With each such filing, Verizon Maryland may submit to the Commission any opposition to adoption of any metric change(s). Verizon Maryland shall set forth its reasons for opposition in any such filing.
3. Verizon Maryland shall make an electronic copy of its filing on the proposed consensus and/or nonconsensus change(s) available to the Maryland Carrier Collaborative ("MCC"), the Office of People's Counsel and the Commission Staff at the time of filing.
4. The Commission Staff, Office of People's Counsel, and interested parties shall have an opportunity to comment and/or request a hearing on the proposed metric change(s) submitted by Verizon Maryland. Such comments are not limited but should address whether the metric change(s) appropriately adapts the New York metric to Maryland; should discuss the proposed implementation interval(s) and should be filed within 20 days of Verizon Maryland's filing. Verizon Maryland and others that did not object to a metric change(s) or proposed implementation interval(s) shall be provided an opportunity to respond if anyone objects to the adoption of the change(s) or implementation intervals within 10 days of the filing of the objection, or 30 days following Verizon Maryland's initial filing.

⁴ A consensus decision is a change to the NY Guidelines that has been agreed to (or not opposed) by the parties in the NY Carrier Working Group and has been approved by the New York Public Service Commission.

⁵ A nonconsensus decision is a change to the NY Guidelines that has been approved by the New York Public Service Commission but not agreed to by all parties in the NY Carrier Working Group.

⁶ The compliance filing in New York is the filing by Verizon New York with the New York Public Service Commission of revisions to the NY Guidelines that contain metric changes that have been approved by the New York Public Service Commission.

5. If neither the Commission Staff, the Office of People's Counsel, nor any interested party, including Verizon Maryland, has objected to the adoption of a proposed consensus or nonconsensus metric change(s) after the Commission has provided an opportunity for comment, the change should be considered approved forty-five (45) days after submission of the filing, unless otherwise ordered by the Commission.

Other Changes

1. The Maryland Carrier-to-Carrier Collaborative shall remain as a forum for parties to discuss performance standards, metric change(s) and other issues relevant to the Maryland telecommunications industry.

2. The Commission encourages parties to continue participating in the Maryland Collaborative process and to consider the MCC as the most appropriate vehicle for the initial consideration of any proposed Maryland-specific metric change(s).

3. The MCC is encouraged to submit proposed metric change(s) to the New York Carrier Working Group for its consideration. Thereafter, the proposed changes should be presented to the Commission in accordance with the existing Consensus Decision and Nonconsensus Decision process contained in the MD Guidelines.

4. Any party shall be free to oppose, before the Commission, a proposal to which it has not agreed. While no party shall be prevented from proposing metric change(s) to the MD Guidelines in accordance with the Commission's Rules of Practice and Procedure, the Commission would expect that the Maryland Collaborative process would be bypassed only in extreme situations.

New Jersey Appendix Q
Changes to the Carrier-to-Carrier Guidelines Performance Standards and Reports

CHANGES TO THE NEW JERSEY CARRIER-TO-CARRIER GUIDELINES PERFORMANCE STANDARDS AND REPORTS AND TO THE INCENTIVE PLAN AND REPORTS

Consensus Decision⁷ and Nonconsensus Decision⁸

1. Verizon New Jersey Inc. shall electronically submit to a designee of the Division of Telecommunications Staff of the New Jersey Board of Public Utilities (Board Staff) the New Jersey consensus and nonconsensus metric change(s) and proposed implementation interval(s), including an explanation of the time required to implement, and description of the changes made to adapt to New Jersey systems. In addition, Verizon New Jersey Inc. shall submit to the Board Staff a recommendation for the manner in which the proposed changes shall be reflected in the Incentive Plan (IP). Such submissions shall be made no later than 30 calendar days after the submission date of the compliance filing in New York⁹ and shall be made in accordance with the Board's Rules and Procedures.
2. The Board Staff shall submit an electronic copy of the proposed consensus and nonconsensus change(s) for comment to the New Jersey Carrier Working Group ("CWG"), the Ratepayer Advocate and any interested party within three (3) business days of Verizon New Jersey's electronic submission.
3. Changes to the Guidelines:
 - a) Any interested party, which shall include but not be limited to parties participating in the New Jersey Carrier Working Group ("CWG") and the Ratepayer Advocate, shall have an opportunity to comment and request an examination of the proposed metric change(s) submitted by the Board Staff. Such comments shall be filed with the Board Staff within 20 calendar days of Board Staff's initial submission. All interested parties shall have an opportunity to respond to any such comments or requests. Such response shall be filed within 30 calendar days following Board Staff's initial submission.
 - b) *If no interested party has objected to the adoption of a proposed consensus or nonconsensus metric change(s) after the opportunity for comment, the change shall be considered approved forty-five (45) calendar days after the initial submission by Board Staff, unless otherwise determined by the Board of Public Utilities.*
 - c) Upon receipt of an objection by the Board Staff, the change proposed will be considered suspended until such time as final resolution on the issue can be reached and all parties are notified of the outcome, whether by formal Board action or through Carrier Working Group negotiations.

⁷ A consensus decision is a change to the NY Guidelines that has been agreed to (or not opposed) by the parties in the NY Carrier Working Group and has been approved by the New York Public Service Commission.

⁸ A nonconsensus decision is a change to the NY Guidelines that has been approved by the New York Public Service Commission but not agreed to by all parties in the NY Carrier Working Group.

⁹ The compliance filing in New York is the filing by Verizon New York with the New York Public Service Commission of revisions to the NY Guidelines that contain metric changes that have been approved by the New York Public Service Commission.

4. Changes to Appendix A of the Incentive Plan:
 - a) All interested parties, which shall include but not be limited to parties participating in the New Jersey Carrier Working Group ("CWG") and the Ratepayer Advocate, shall have an opportunity to comment and request an examination of the proposed IP change(s) submitted by Board Staff. Such comments shall be filed within 20 calendar days of Board Staff's initial submission. Any interested party shall have an opportunity to respond to any such comments or requests. Such response shall be filed within 30 calendar days following Board Staff's initial submission.
 - b) If no interested party has objected to the proposed IP change(s) after the Board Staff has provided an opportunity for comment, the change shall be considered approved forty-five (45) calendar days after the initial submission by Board Staff, unless otherwise determined by the Board of Public Utilities.
 - c) Upon receipt of an objection by the Board Staff, the change proposed will be considered suspended until such time as final resolution on the issue can be reached and all parties are notified of the outcome, whether by formal Board action or through Carrier Working Group negotiations.

Other Changes

1. The New Jersey CWG shall remain as a forum for parties to discuss performance standards, metric change(s) and other issues relevant to the New Jersey telecommunications industry.
2. The Board encourages parties to continue participating in the New Jersey Collaborative process and to consider the CWG as the most appropriate vehicle for the initial consideration of any proposed New Jersey-specific metric change(s).
3. The CWG is encouraged to submit proposed metric change(s) to the New York Carrier Working Group for its consideration. Thereafter, the proposed changes should be presented to the Board in accordance with the existing Consensus Decision and Nonconsensus Decision process contained in the NJ Guidelines.

Appendix R
New York Carrier Working Group
Statement of Purpose & Guidelines for Participation

Reviewing and revising Case 97-C-0139 Carrier-to-Carrier guidelines for performance metrics in the state of New York is primary purpose of this group. Carrier Working Group will address only those issues that pertain to the state of New York or are common to New York and other states.

Party participation in the Carrier Working Group is limited to ILECs, CLECs, Commission staffs, and Consultants sponsored by any of the preceding entities. Active participants are requested to acknowledge their understanding of the Guidelines for Participation by providing their signature at the bottom of this document.

While parties understand that consensus does not mean unanimous approval, the group recognizes that it has historically operated most effectively by modifying resolutions of issues to the maximum extent possible to achieve unanimity and minimizing the number of issues left to the Commission for decision.

General Guidelines:

- Carrier Working Group meetings are public however the call-in number will only be circulated to active participants.
- All participants to a Carrier Working Group conference call must announce themselves.
- Discussions are confidential.
- Discussions conducted via email are also confidential and only to be distributed among active participants.
- All subgroup and committee meetings and discussions are confidential.
- All public documents and discussions of the Carrier Working Group activities shall contain no attribution, i.e., individual carriers' positions will not be disclosed.
- If a party raises an issue that the Carrier Working Group decides is not applicable to New York, the Group will facilitate a separate meeting for those interested parties and the associated State Commission staff.
- While discussions are open to all, a party may participate in the consensus assessment process only if it operates in New York. A party that attends Carrier Working Group meetings for purposes of monitoring only cannot block consensus.
- Verizon will post the Consensus Log, Scope & Schedule List and Meeting Agendas on its website
- Those parties interested in participating or requesting scope and schedule items may do so at Verizon's web site.
- Parties agree to complete assigned action items in a timely manner.

Participant Signature

Appendix S

Projects Requiring Special Handling

Projects Requiring Special Handling

Verizon customers have the opportunity to request special handling for unique or large-volume order activity that requires a particular type of coordination which results in defined deviation from normal business practices and system edits on the part of both the customer and Verizon. This special handling is called a "project"¹⁰ and exists both on the Retail and Wholesale sides of the business. In Retail, a project could be a large POTS to Centrex or PBX conversion that would require coordination between the customer, the Verizon business office, the Verizon downstream provisioning forces (central office and field) and Verizon site support. Negotiated critical dates, times, and customized provisioning and feature packages are part of the effort. In addition to this scenario, examples of Projects requiring special handling for CLECs also include: migrations of many end users to the CLEC's platform acquired simultaneously from either Verizon or another CLEC in a business acquisition such as a bankruptcy (however this process is described in detail in the NY PSC Case 00-C-0188 Order dated December 4, 2001 (<http://www.dps.state.ny.us/fileroom/doc10880.pdf>) and is not part of this appendix); line or feature changes to an entire CLEC customer base (for example, hundreds of thousands of changes to the PIC or LPIC or blocking of certain types of services); high volumes of hot-cuts in the same central office where special handling and communication between the CLEC and Verizon is critical; and large jobs involving a large, sensitive customer such as a hospital or government agency. This special handling/coordination is of great benefit to the customer and ensures timely installation on the negotiated due dates and accurate provisioning of requested services associated with a large request or unusual circumstances. This special handling is also of benefit to Verizon in controlling and managing potentially disrupting workflow.

To serve the CLECs in this area, each Verizon Wholesale National Market Center (NMC) has established a "project group" staffed by representatives and managers. These groups are expert in provisioning these large, complex and sensitive requests. They act as the Single Point of Contact to the CLEC and provide the CLEC a conduit for communications throughout the entire project. The project team works the project LSRs in aggregate, as opposed to random distribution throughout the general NMC representative population. This level of service can provide the CLEC specialized instruction, directions for completing LSRs, up-to-the-minute status, and can eliminate delay and re-work that might normally arise out of a query on an incorrectly filled out LSR. To that end, order information is typically organized and scrubbed to ensure accuracy. This specialized support also facilitates real time correction of facilities issues such as "working pairs" and "no dial tone" situations on a hot-cut.

To the extent that this specialized project support causes Verizon to miss certain metrics, Verizon will exclude the PONS associated with the project from specific ordering and provisioning metrics. For example, a CLEC might elect to transmit all orders for the entire project at once yet, schedule the implementation and resulting due dates at varying later times.

¹⁰ This project description does not apply to those orders that Verizon unilaterally requires a project be established (e.g. routine CLEC to CLEC migrations).

Upon agreement from both Verizon and the CLEC that the work will be handled as a project the CLEC will transmit either electronically or in writing the following information:

1. A list of PONs to be associated with the project.
2. A unique PON identifier.
3. Start date
4. Approximate completion date
5. A definition of the special handling to be required by the project and the requested deviations from standard business practices due to the project.
6. The state(s) in which the special project PONs will apply.

Verizon will exclude such PONs from specific metrics as shown in Table A. Table B lists measurements that would only be excluded if circumstances warrant. The metrics and the circumstances for exclusion are identified below. Verizon will exclude special project PONs from the results for the month if it receives a letter from the CLEC before the 15th of the month. Otherwise, the exclusion will begin in the next reporting month.

Based on the project specifications, including completion criteria, that Verizon personnel receive (or based on a copy of the CLEC project specifications forwarded by CLEC metrics personnel), Verizon will at the CLECs request alert the CLEC of potential Table B metric issues as early in the project planning as possible.

Verizon will provide the affected CLEC and the Commission staff notification of the exclusions via the metrics change control notification process. The change control notification identifies:

1. A list of the specific project PONs to be excluded from the Table B metrics (on a metric by metric basis) associated with the project along with sufficient data to justify the exclusion
2. The data months for which the exclusions will apply.

Should Verizon and the project requesting CLEC not agree on metrics to be excluded, Verizon will initiate the Wholesale Metrics Change Control and the project will proceed. Verizon and the CLEC will attempt to resolve the metrics issue on a business-to-business basis. Absent agreement, the parties will use the EDR process to resolve the issue.

Projects requiring special handling will be excluded from the following metrics as appropriate:

TABLE A

<i>Metric #</i>	<i>Metric Name</i>	<i>Circumstances for exclusion</i>
OR-1	Order Confirmation Timeliness	For manually handled orders. Any special handling will require special resources and handling within Verizon's NMC. Orders that flow through will not be excluded from OR-1.
OR-2	Reject Timeliness	For manually handled orders. Any special handling will require special resources and handling within Verizon's NMC. Orders that automatically reject (flow through) will not be excluded from OR-2.
PR-1	Average Interval Offered	Special handling frequently results in longer than standard intervals. Verizon may not be able to exclude these via "X" coding per normal process. A PON specific exclusion may be redundant, but will ensure that the longer interval is excluded.
PR-3	Completed within Specified number of Days	Special handling frequently results in longer than standard intervals

Projects requiring special handling will be excluded from the following metrics if circumstances warrant. This will be determined on a case-by-case basis and/or at the CLEC's request when the project is being negotiated. Verizon will notify the CLEC of the metric exclusion through the Metrics Change Control process.

TABLE B

<i>Metric #</i>	<i>Metric Name</i>	<i>Circumstances for exclusion</i>
OR-4	Timeliness of Completion Notification	If the nature of the project or unique circumstances of the account will cause fall out for Post Completion Discrepancy (PCD), orders will be excluded from relevant metrics. For example, if a CLEC knows that it is providing incorrect address information, and requests that the LSRs not be rejected, the order will fall out for correction as a PCD.
OR-5	Percent Flow Through	An order that would in normal circumstances flow through, but does not because manual handling is required for the special project would be excluded
PR-6	Installation Quality	In situations where testing or cooperative testing can not occur through the normal process

Appendix T

Provisioning Cooperative Continuity Testing – UNE 2-Wire xDSL Loop

After completing the installation of a UNE 2-Wire xDSL Loop, the Verizon field technician will contact any CLEC that chooses to perform a cooperative continuity test. The CLEC indicates they elect to participate in cooperative testing by noting the CLEC's toll-free number on the LSR submitted to Verizon. The participating CLEC must provide a toll-free number and have remote test access capabilities.

The Verizon technician will test with the CLEC from the customer's demarcation point. . Once the Loop is accepted by the CLEC, the CLEC must provide a serial number to the Verizon technician. The Verizon technician will wait (i.e., hold) no longer than five (5)-minutes to begin the test.

If the CLEC remote test system is inoperative, or if the Verizon technician cannot complete the test for any reason, Verizon's Provisioning Center will contact the CLEC when the work is completed to provide the demarcation information to the CLEC, and permit the CLEC to perform a one-way test on the Loop to verify it meets service requirements. The CLEC may accept the Loop, or may indicate to the Verizon Provisioning Center that there is a defect. The CLEC shall specify the defect if one is encountered, and Verizon will take corrective action where possible (e.g., Verizon can take corrective action because the 2-Wire xDSL Loop is within the specified technical 2-Wire xDSL Loop parameters).

Maryland Appendix U

Interconnection Trunks Provided Over Loop Transport Facilities

**Exception-Waiver
Interconnection Trunks Provided Over Loop Transport Facilities**

Verizon may file a petition for an exception or waiver in connection with interconnection trunks¹¹ that are provided over loop transport facilities.¹² If Verizon fails to meet a performance standard as a result of its performance in connection with interconnection trunks that are provided over loop transport facilities, Verizon may petition the Commission for an exclusion or adjustment of Verizon's performance results in connection with such interconnection trunks. In the petition, Verizon shall demonstrate why its performance in connection with interconnection trunks that are provided over loop transport facilities should be excluded or adjusted.¹³ CLECs and other interested parties shall be given an opportunity to respond to any Verizon MD petition for an exception or waiver. The Commission will determine which, if any, of the performance results should be excluded or adjusted.

¹¹ As used in this paragraph, "interconnection trunks" include, but are not limited to, "Interconnection Trunks," "Interconnection Trunks (CLEC)," "CLEC Trunks" and "VZ Inbound Augment Trunks."

¹² See, *In the Matter of the Review By the Commission Into Verizon Maryland Inc.'s Compliance with the Conditions of 47 U.S.C. §271(c)*, Case No. 8921, Letter of December 16, 2002, from the Maryland Public Service Commission to William R. Roberts, President, Verizon Maryland Inc., Para. 5, "Entrance Facilities."

¹³ The measurements affected by loop transport interconnection include, but are not limited to, measurements under the following metrics: PR-1, PR-4, PR-6, MR-2, MR-4, MR-5 and NP-1.

Maryland Exhibit 1

ADDITIONAL PROVISIONS

Reporting Date. Performance Measurement Reports will be distributed on the 25th day of the month following the measured month for CLEC Aggregate Reports, and the 27th day of the month following the measured month for CLEC Specific Reports (or, if the 25th or 27th day of the month is a Saturday, Sunday or holiday observed by Verizon, the next Verizon business day).

Virginia Exhibit 1

ADDITIONAL PROVISIONS

1. **Reporting Date.** Performance Measurement Reports will be distributed on the 27th day of the month following the reporting month for Aggregate CLEC and Aggregate Affiliate Reports, and the 29th day of the month following the reporting month for CLEC Specific Reports (or, if the 27th or 29th day of the month is a Saturday, Sunday or holiday observed by Verizon, the next Verizon business day).

New Jersey Exhibit 1

1. **Interpretation.** These Carrier-to-Carrier Guidelines (Guidelines) are intended to implement the order of the Board (In The Matter of the Establishment of Permanent Performance Measures and Standards, Docket Nos. TX98010010, TX95120631, TO96070519, TO98010035 and TO98060343 ("Order") (as amended from time-to-time), and other applicable orders of the Board. The Guidelines shall be construed and implemented so as to be consistent with and implement the Order and other applicable orders of the Board.
2. **Changes.** The Board may modify the Guidelines by Order, including, but not limited to, in order to conform the Guidelines to changes in Verizon's systems and processes.
3. **Skewed Data.** As determined by the Board, Verizon shall not be responsible for a failure to meet a performance standard, to the extent such failure was the result of: (a) a Force Majeure event; (b) a statistically invalid measurement; or, (c) Event Driven Clustering, Location Driven Clustering, Time Driven Clustering, or CLEC Actions, as described in Appendix J.

Force Majeure events include the following: (a) events or causes beyond the reasonable control of Verizon; or, (b) unusually severe weather conditions, earthquake, fire, explosion, flood, epidemic, war, revolution, civil disturbances, acts of public enemies, any law, order, regulation, ordinance or requirement of any governmental or legal body, strikes, labor slowdowns, picketing or boycotts, unavailability of equipment, parts or repairs thereof, or any acts of God.

If Verizon claims that it is excused under Exhibit I Section 3 from meeting a performance standard due to a Force Majeure event, Verizon will submit notice to the Board and all affected CLECs within 5 business days of the event. If any interested party wishes to dispute Verizon's claim, it must do so within thirty (30) calendar days after the monthly report is submitted to the Board, that party shall request that the Board institute an appropriate proceeding to resolve the dispute. If it is determined that no Force Majeure event existed, Verizon must pay the remedy with interest associated with the failure to meet the performance standard for that reporting period.

If at the time of the reporting period the specified performance standard was not met, Verizon will pay the appropriate remedy into an interest bearing escrow account. If no party disputes Bell's claim of a Force Majeure event within 30 days of the monthly report, the escrowed funds revert back to Verizon.

4. Confidentiality.

(a) Verizon Information:

- (1) As used in this Section 4(a), the following terms have the meanings stated below:
 - (A) "Verizon Information:" (1) information contained in the report for Verizon Retail performance; (2) information contained in the report for Verizon Affiliate Aggregate performance; and, (3) any other information about or related to Verizon retail customers or Verizon Affiliates, disclosed to a CLEC in conjunction with the Guidelines.
 - (B) "Agent:" (1) an employee, agent, contractor or affiliate¹⁴ of a CLEC; and, (2) an employee of an agent, contractor or affiliate of a CLEC.
- (2) A CLEC may disclose Verizon Information to other persons only as follows: (1) to CLEC Agents who need to receive the Verizon Information for a use permitted by this Section 4(a); (2) to the Board, the FCC, a court of competent jurisdiction, other governmental entity of competent jurisdiction, or an arbitrator or mediator, under seal or cover of a protective order or agreements, that reasonably protects the confidentiality and limits the use of the information; (3) as required by applicable law, under government seal or cover of a protective order, that reasonably protects the confidentiality and limits the use of the information; or, (4) as required or permitted by an agreement between Verizon and the CLEC. A CLEC may use Verizon Information only for the following purposes: (1) assessment of Verizon's performance in providing service; (2) assessment of Verizon's performance in complying with these Guidelines; (3) enforcement of the CLEC's rights under the Guidelines, an applicable agreement or tariff, or applicable law; (4) such other uses as may be required by applicable law or permitted by the Board, the FCC, a court of competent jurisdiction, other governmental entity of competent jurisdiction, or an arbitrator or mediator, including, but not limited to, reporting to the Board, the FCC, a court of competent jurisdiction, other governmental entity of competent jurisdiction, or an arbitrator or mediator; and, (5) such other uses as may be required or permitted by an agreement between Verizon and the CLEC. A CLEC's Agents shall be bound by the same restrictions on disclosure and use of Verizon Information as the CLEC is under this Section 4(a) and the CLEC shall require its Agents to comply with these restrictions.
- (3) Except as otherwise expressly required by applicable law, in providing performance reports to a CLEC and otherwise performing its obligations under the Guidelines, Verizon shall not be obligated, and may decline, to disclose to a CLEC any individually identifiable information pertaining to a person other than the CLEC, including, but not limited to, any other carrier customer of Verizon or any retail customer of Verizon.

¹⁴ As used in this Section 4(a) definition of Agent," an "affiliate of a CLEC" is a person that (directly or indirectly) controls, is controlled by, or is under common control with, the CLEC.

(b) CLEC Information

- (1) As used in this Section 4(b), the following terms have the meanings stated below:
 - (A) "CLEC Information:" information disclosed by Verizon to a CLEC in a report for CLEC Specific performance for that CLEC, while such information is in a CLEC individually identifiable form.
 - (B) "Agent:" (1) an employee, agent, contractor or affiliate¹⁵ of Verizon; and, (2) an employee of an agent, contractor or affiliate of Verizon.
- (2) Verizon may disclose CLEC Information to other person only as follows: (1) to Verizon's Agents who need to receive the CLEC Information for a use permitted by this Section 4(b); (2) to the Board, the FCC, a court of competent jurisdiction, other governmental entity of competent jurisdiction, or an arbitrator or mediator, under seal or cover of a protective order or agreement, that reasonably protects the confidentiality and limits the use of the information; (3) as required by applicable law, under government seal or cover of a protective order, that reasonably protects the confidentiality and limits the use of the information; or, (4) as required or permitted by an agreement between Verizon and the CLEC. Verizon may use CLEC Information only for the following purposes: (1) performing its obligations under the Guidelines; (2) assessment of Verizon's performance in providing service; (3) assessment of Verizon's performance in complying with these Guidelines; (4) enforcement of Verizon's rights under the Guidelines, an applicable agreement or tariff, or applicable law; (5) provision of service to CLECs; (6) such other uses as may be required by applicable law or permitted by the Board, the FCC, a court of competent jurisdiction, other governmental entity of competent jurisdiction, or an arbitrator or mediator including, but not limited to, reporting to the Board, the FCC, a court of competent jurisdiction, other governmental entity of competent jurisdiction, or an arbitrator or mediator; and, (7) such other uses as may be required or permitted by an agreement between Verizon and the CLEC. Verizon's Agents shall be bound by the same restrictions on disclosure and use of CLEC Information as Verizon is under this Section 4(b) and Verizon shall require its Agents to comply with these restrictions.

(c) Exceptions

The restrictions on disclosure and use of Verizon Information and CLEC Information stated in Sections 4(a) and 4(b), above shall not apply:

- (1) With regard to Verizon Information, if Verizon makes the Verizon Information publicly available; and,
- (2) With regard to CLEC Information, if the CLEC makes the CLEC Information publicly available.

¹⁵ As used in the Section 4(b) definition of "Agent," an "affiliate of Verizon" is a person that (directly or indirectly) controls, is controlled by, or is under control with, Verizon.

- (d) This Section 4 is intended to be in addition to and not in derogation of any applicable law protecting the confidentiality of the information of a telecommunications carrier or the customers or users of a telecommunications carrier. This Section 4 shall not be construed as permitting any disclosure or use of information otherwise prohibited by applicable law.
- 5. **Reporting Date.** Performance Measurement Reports will be distributed on the 25th day of the month following the reporting month (or, if the 25th day of the month is a Saturday, Sunday or holiday observed by Verizon, the next Verizon business day).
- 6. **CLEC General Obligations.** CLECs shall comply with all of the obligations imposed upon them by the Guidelines, including, but not limited to, the obligation to provide timely, accurate forecasts for interconnection trunks (both "CLEC to Verizon" and "Verizon to CLEC") and collocation.

From: (215) 466-6365
Marie E. Barker
Verizon
1717 Arch St
MailCode N/A
Philadelphia, PA 19103

Origin ID: REDA



Ship Date: 22FEB11
ActWgt 25.0 LB
CAD: 8730472/WBUS0200

Delivery Address Bar Code



SHIP TO: (717) 787-8009


BILL THIRD PARTY

Rosemary Chiavetta Secretary
PA Public Utility Commission
Commonwealth Keystone Building
400 North Street, 2nd floor
HARRISBURG, PA 17120

Ref # PR10298786
Invoice #
PO #
Dept #

WED - 23 FEB A1
PRIORITY OVERNIGHT

TRK# 7944 5148 9310
0201



ZN MDTA

17120
PA-US
MDT



50DG182C27/EFB

FEDEX SHIPPING LABEL

Legal Terms and Conditions

Tendering packages by using this system constitutes your agreement to the service conditions for the transportation of your shipments as found in the applicable FedEx Service Guide, available upon request. FedEx will not be responsible for any claim in excess of the applicable declared value, whether the result of loss, damage, delay, non-delivery, misdelivery, or misinformation, unless you declare a higher value, pay an additional charge, document your actual loss and file a timely claim. Limitations found in the applicable FedEx Service Guide apply. Your right to recover from FedEx for any loss, including intrinsic value of the package, loss of sales, income interest, profit, attorney's fees, costs, and other forms of damage whether direct, incidental, consequential, or special is limited to the greater of \$100 or the authorized declared value. Recovery cannot exceed actual documented loss. Maximum for items of extraordinary value is \$500, e.g. jewelry, precious metals, negotiable instruments and other items listed in our Service Guide. Written claims must be filed within strict time limits, see applicable FedEx Service Guide. FedEx will not be liable for loss or damage to prohibited items in any event or for your acts or omissions, including, without limitation, improper or insufficient packaging, securing, marking or addressing, or the acts or omissions of the recipient or anyone else with an interest in the package. See the applicable FedEx Service Guide for complete terms and conditions. To obtain information regarding how to file a claim or to obtain a Service Guide, please call 1-800-GO-FEDEX (1-800-463-3339).