

Deanne M. O'Dell  
717.255.3744  
dodell@eckertseamans.com

August 16, 2011

**Via Electronic Filing**

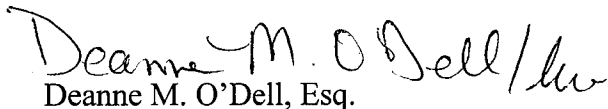
Rosemary Chiavetta, Secretary  
PA Public Utility Commission  
PO Box 3265  
Harrisburg, PA 17105-3265

Re: Core Communications, Inc. v. XO Communications, Inc.  
Docket No. C-2009-2133609

Dear Secretary Chiavetta:

On behalf of Core Communications, Inc., enclosed please find the original and three copies of its Motion for Admission of Exhibits with regard to the above-referenced matter. Copies have been served in accordance with the attached Certificate of Service.

Sincerely yours,

  
Deanne M. O'Dell, Esq.

DMO/lww

cc: Hon. Kandace Melillo (w/enc)  
Cert. of Service (w/enc)

**CERTIFICATE OF SERVICE**

I hereby certify that this day I served a copy of Core Communication's Motion for Admission of Exhibits upon the persons listed below in the manner indicated in accordance with the requirements of 52 Pa. Code Section 1.54.

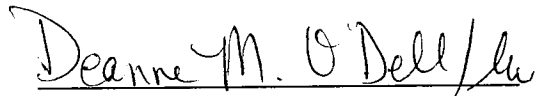
**Via Email and/or First Class Mail**

Pamela C. Polacek, Esq.  
McNees Wallace & Nurick  
100 Pine Street  
PO Box 1166  
Harrisburg, PA 17108-1166  
[ppolacek@mwn.com](mailto:ppolacek@mwn.com)

Harry N. Malone, Esq.  
Devine, Millimet & Branch  
111 Amherst Street  
Manchester, NH 03101  
[hmalone@devinemillimet.com](mailto:hmalone@devinemillimet.com)

Karen Potkul, Esq.  
Corporate Counsel  
External Affairs  
XO Communications  
1601 Trapelo Rd.  
Waltham, MA 02451  
[Karen.potkul@xo.com](mailto:Karen.potkul@xo.com)

Dated: August 16, 2011

  
Deanne M. O'Dell, Esq.

**BEFORE THE  
PENNSYLVANIA PUBLIC UTILITY COMMISSION**

Core Communications, Inc.

v.

XO Communications, Inc.

:  
:  
:  
:  
:

Docket No. C-2009-2133609

**NOTICE TO PLEAD**

To:

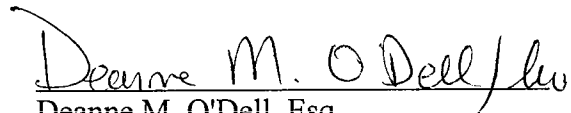
Pamela C. Polacek, Esq.  
McNees Wallace & Nurick  
100 Pine Street  
PO Box 1166  
Harrisburg, PA 17108-1166  
ppolack@mwn.com

Harry N. Malone, Esq.  
Devine, Millimet & Branch  
111 Amherst Street  
Manchester, NJ 03101  
hmalone@devine Millimet

Attorneys for XO Communications, Inc.

Pursuant to 52 Pa. Code § 5.103(b) you are hereby notified to file a written response to the enclosed Motion within twenty (20) days from service hereof or a judgment may be entered against you.

Respectfully submitted,



Deanne M. O'Dell, Esq.  
Attorney ID No. 81064  
Eckert Seamans Cherin & Mellott, LLC  
213 Market Street 8<sup>th</sup> Fl.  
PO Box 1248  
Harrisburg, PA 17108-1248  
717.255.3744

Dated: August 16, 2011

**BEFORE THE  
PENNSYLVANIA PUBLIC UTILITY COMMISSION**

Core Communications, Inc. :  
 :  
 v. : Docket No. C-2009-2133609  
 :  
 XO Communications, Inc. :

---

**MOTION OF CORE COMMUNICATIONS, INC.  
FOR ADMISSION OF EXHIBITS**

---

Pursuant to 52 Pa. Code §§ 5.103, 5.351, 5.403, 5.404 and the Order dated July 13, 2011, Core Communications, Inc. (“Core”) respectfully requests that Administrative Law Judge (“ALJ”) Kandace F. Melillo admit into the record the following exhibits:

- BLM-25 (rev) which is a claim update for XO’s CIC 5119;
- BLM-26 which is a claim update for XO’s CIC 5607;
- BLM-27 which is a breakdown of MOUs between “intra toll” and “local” for XO’s CIC 5119 (also includes identification of the interstate MOUs also included on Core’s invoices to XO though they are not part of this proceeding); and,
- BLM-28 which is a breakdown of MOUs between “intra toll” and “local” for XO’s CIC 5607.

In support of this Motion for Admission of Exhibits (“Motion”), Core states as follows:

**Background**

1. Core filed a Formal Complaint against XO on September 23, 2009. In its Complaint, Core alleges that XO has failed to pay Core for Core's termination of XO's intrastate telecommunications traffic. Following the denial of its preliminary objections, XO filed an Answer and New Matter. Core filed a Reply to XO's New Matter on January 25, 2010.

2. The hearing on Core’s complaint was held on May 3, 2011. On behalf of Core, the written direct testimony of Bret L. Mingo identified as Core St. No. 1 and the surrebuttal

written testimony of Mr. Mingo identified as Core St. No. 1-SR were admitted into the record. Attached to the testimony of Core and admitted into the record were Exhibit Nos. BLM -1 through BLM-22. Also admitted into the record on behalf of Core were Core Cross Examination Exhibit Nos. 1-4.

3. On behalf of XO, the written rebuttal testimony of Gary Case and Richard Jackson identified at XO St. No. 1-R was admitted into the record on May 3, 2011. Attached to the written testimony and also admitted into the record were XO Exhibit Nos. 1-4. Subsequently by letter dated May 6, 2011, XO provided six additional exhibits numbered 5-10 which consist of various documents from other Commission proceedings which ALJ Melillo admitted into the record on May 3, 2011.

4. Following the hearing, Core submitted a Motion for Admission of Exhibits requesting that the following proposed exhibits be admitted: BLM-23, BLM-24, BLM-25 and Cross Examination Exhibit No. 5. On May 31, 2011, XO objected to the admission of BLM-25. The July 13, 2011 Order admitted Core's proposed exhibits BLM-23, BLM-24 and Cross Examination Exhibit No. 5 but denied the admission of BLM-25. The Order, however, did permit Core the opportunity to propose a revised exhibit BLM-25 and directed XO to submit all invoices received from Core as exhibits. XO filed its exhibits on July 25, 2011 and, by order dated August 1, 2011, ALJ Melillo granted Core's request for an extension of time until August 16, 2011 to submit any revised proposed exhibits.

5. Consistent with the July 13, 2011 Order, Core seeks the admission of the attached exhibits marked BLM-25(rev) – BLM-28. For ease of reference, Core is proposing four separate exhibits to address the two distinct pieces of information identified in the July 13, 2011 Order

(i.e. updated claim and a breakdown of MOUs) regarding the two separate XO entities sending traffic to Core and identified by carrier identification codes (“CICs”) 5119 and 5607.

**BLM-25(rev) and BLM-26: Claim Updates**

6. The July 13, 2011 Order states that Core “will be permitted to provide a claim update (update from November 2010 to the date of the hearing), based upon the actual billed intrastate MOUs and rate, consistent with the invoices that XO will submit. No late payment charges should be included if these charges were not previously billed.” Order at 7.

7. Core’s claim through the November 2010 usage period for both CIC 5119 and CIC 5607 was set forth in Core St. No. 1 at 12 as supported by BLM-14. Both have been admitted into the record without objection. Proposed exhibits BLM-25 and BLM-26 update this claim through the April, 2011 usage period and are consistent with the invoices submitted by XO for admission into the record on July 25, 2011 (XO Exhibit Numbers 11-169).

8. Core’s primary request for relief is that the Commission should determine that XO is required to compensate Core for all intrastate traffic pursuant to Core’s Pa. P.U.C. Tariff No. 4 (“Tariff”) at Core’s intrastate switched access rates. As such, all intrastate traffic has been billed at the rates set forth in the Tariffs,<sup>1</sup> as reflected on the proposed exhibits. Core has not, consistent with the directives of the July 13, 2011 Order, provided any additional calculation of alternative compensation rates that could be applied to this traffic, even though Core has offered the Commission-approved TELRIC rate as an alternative claim for relief for the locally-dialed traffic (but not the intrastate toll traffic). See Part VI of Core’s Complaint Against XO; Core St.

---

<sup>1</sup> Effective July 21, 2009, Core’s Tariff was amended to incorporate different switched access rates for all of the different incumbent LECs, including rural LECs, providing service in Pennsylvania. Accordingly, there is no one switched access rate in Core’s Tariff. To the extent that different rates apply to the traffic XO sends Core, Core includes detailed accounting of the rates applicable to each MOU billed along with the invoices it sends XO, and which XO recently produced.

No. 1 at 21; Tr. 54-55. Also, while Core's Tariff permits it to recover late fees and penalties and Core is seeking payment pursuant to its Tariff, Core has not included a calculation of the late fees on the proposed exhibits consistent with the directives of the July 13, 2011 Order. *See* Core St. No. 1 at 25; Core Tariff PA P.U.C. Tariff No. 4, Section 2.5.2 at Original Sheet No. 33, available at:

[http://www.tariffs.net/tariffs/100139lpqa/tempPA\\_TRF\\_ACCESS\\_RuralILECRates\\_%20072109\\_CUR04.pdf](http://www.tariffs.net/tariffs/100139lpqa/tempPA_TRF_ACCESS_RuralILECRates_%20072109_CUR04.pdf)

9. As explained in Core St. No. 1, there is an important distinction between the information received by Core associated with the two CICs. Core St. No. 1 at 4. The CIC 5119 largely comes to Core with the calling party number ("CPN") and the dialed number ("DN") enabling Core to distinguish between intrastate and interstate calls, and – as to the intrastate calls – between intrastate toll and locally-dialed traffic. As such, Core is able to jurisdictionally classify most of the traffic received by CIC 5119 as intrastate traffic and has invoiced XO consistent with its Tariff. The amount of these invoices is set forth on proposed exhibit BLM-25(rev) and is consistent with Core's invoices admitted into the record. The treatment of CIC 5119 traffic that comes to Core with a CPN of 000-000-0000 ("ten-zero traffic") is explained further below (including how it impacts the further breakdown of the CIC 5119 intrastate traffic as set forth on proposed Exhibit BLM-27).

10. For XO's CIC 5607 **all** of the traffic comes into Core's network with ten-zeros, making it impossible for Core to distinguish between interstate and intrastate calls though Core knows that the call is destined for a Pennsylvania number. Core St. No. 1 at 5; Core St. No. 1-SR at 7, 11-12. This lack of information, over which only XO has control to address, is the reason why Core's billings and breakdowns for the two CICs looks so different.

11. Prior to February, 2010, Core's internal billing system categorized all ten-zero traffic, including all of XO's CIC 5607 traffic and a small portion of XO's CIC 5119 traffic, as interstate and billed the traffic as such. This was reflected on Core exhibit BLM-14 and the same information has been repeated on BLM-25 (rev.) and 26, consistent with the actual invoices submitted by Core to XO, and admitted into the record.<sup>2</sup>

12. Early in 2010, Core reevaluated its treatment of the ten-zero traffic which is being sent by XO and other carriers without the critical CPN information necessary to reasonably determine its jurisdiction. Prior to that time, Core's billing system presumed all such traffic to be interstate, since a CPN of 000-000-0000 does not correspond to any NANPA NPA-NXX combination specific to any state. Since there could be no matching of states, the system designated the traffic as interstate by default. However, all the traffic Core receives, whether from XO or any other carrier, does include dialed number ("DN"). Since Core's billing system can identify traffic for which the DN is a Pennsylvania number, Core determined that the more reasonable and realistic treatment of the ten-zero traffic is to categorize it as intrastate and subject to Core's Tariff, so long as the DN is a Pennsylvania number. Therefore, beginning with the February, 2010 usage period, Core updated its billing system to categorize all ten-zero calls sent to a Pennsylvania number, including all of the calls from XO's CIC 5607 and the few calls from XO's CIC 5119, as intrastate. Thus, the invoices sent to XO from February, 2010 to the present categorize all the CIC 5607 MOUs as intrastate.

13. Core's position is that all CIC 5607 traffic should be rated as intrastate and subject to its Tariff since it is sent to Core without the CPN information. Core St. No. 1 at 5;

---

<sup>2</sup> There is one discrepancy between BLM-14 and BLM-26. In reviewing the invoices submitted by XO and admitted into the record, Core discovered that BLM-14 contains an amount of \$2,384.84 billed to CIC 5607 for "PA intrastate" for the July, 2007 usage period. This amount is not consistent with XO Exhibit No. 127 and Core has stricken this amount from BLM-26.

Core St. No. 1-SR. To the extent XO has information to the contrary, it has been free to come forward and prove otherwise but it has never chosen to do so. On the contrary, XO chose not to submit any testimony or evidence addressing the problems Core identified with the ten-zero traffic or Core's position on how they should be addressed.

14. To assist the Commission in its ultimate resolution of this issue, proposed Exhibit BLM-26 provides the actual amounts invoiced to XO as intrastate access only for CIC 5607 since the June 2004 usage period. All of these figures are consistent with the invoices sent by Core to XO and admitted into the record as XO Exhibit Numbers 91-169. The information identifying how Core invoiced the traffic prior to the February 2010 usage period (except the MOUs) was included in BLM-14 at pages 3-4 and has already been admitted into the record without objection from XO. That information is also consistent with the Core invoices admitted into the record. Similar to BLM-25(rev) and consistent with the explanation provided above, BLM-26 does not include any late fees or alternate calculations. Rather, all the information is provided to enable the Commission to determine the appropriate classification and rates for CIC 5607 in consideration of the fact that all the traffic comes into Core's network with a CPN of 000-000-000.

15. The information contained in BLM-25(rev) and BLM-26 updates the information already contained in BLM-14 which has been admitted into the record consistent with Core's invoices that have already been admitted into the record. XO has (and always has had) access to the invoices, the call detail records ("CDRs") generated by the Verizon tandems and forwarded by Core to XO, and the ability to audit the invoices against its own switch records. XO admitted in testimony that while it could have audited Core's invoices as they were received (or at any time during the two years this case has been pending), it chose not to, ironically, because the

amount billed was too small. Tr., at 107, lines 19-23. For these reasons, Core submits that there should be no need for further discovery and/or hearings regarding the information contained on BLM-25(rev) or BLM-26.

**BLM-27 and BLM-28: Breakdown of MOUs**

16. The July 13, 2011 Order seeks a “breakdown into intrastate local and nonlocal MOUs” “consistent with billed usage.” Order at 6. Core is providing this information pursuant to the direct request of ALJ Melillo but as explained by Core Witness Mingo:

whether or not any of the XO Indirect Traffic is locally-dialed would only be relevant if XO were willing to enter into a TEA to implement reciprocal compensation under section 251(b)(5) of the Act — which XO has steadfastly refused to do. As a matter of fact, much of the [Carrier Identification Code] CIC 5119 traffic is and has been locally-dialed, although a growing proportion of it is rated as long-distance, based on the [Calling Party Number] CPN and the dialed number. The ancillary question of whether or not XO charged its subscribers a toll in connection with any of that traffic (locally-dialed or otherwise) is a complete mystery, since XO will not tell us one way or the other. The CIC 5607 traffic comes to us without any CPN, which makes it impossible for us to determine whether it is interstate, intrastate, or locally-dialed.

Core St. No. 1-SR at 7.

Despite this and consistent with the request of ALJ Melillo, Core offers proposed exhibit BLM-27 which identifies the breakdown of MOUs for CIC 5119 and proposed exhibit BLM-28 which identifies the breakdown of MOUs for 5607.

17. Unlike the CIC 5607 traffic, most of the CIC 5119 traffic comes with CPN enabling Core to match it with the dialed number to determine the inter/intrastate jurisdiction of the call and to further breakdown the intrastate traffic into intrastate toll and locally-dialed traffic. Using its switch records and current billing system, Core reevaluated the CIC 5119 MOUs and separated them into Pennsylvania Intrastate Toll, Local and Interstate MOUs. Proposed Exhibit BLM-27, columns D-F, show the results of this breakdown.

18. While the interstate MOUs are not a part of this case, those MOUs do appear on the same invoices as the intrastate MOUs, as evidenced by the Core invoices submitted by XO and admitted into the record. Accordingly, this information is being provided in the interest of providing a full picture of the MOUs received by Core and destined for Pennsylvania consumers. This proposed exhibit also shows the Pennsylvania Intrastate and Interstate MOUs which were actually billed by Core to XO, columns H, I, and J. The total MOUs for each month in the breakdown (i.e., the sum of Intrastate Toll, Local and Interstate) matches the total MOUs Core invoiced XO (i.e., the sum of Intrastate and Interstate) in the corresponding month. *Id.*, columns G and J.<sup>3</sup> As the total MOUs from Core's current analysis of the traffic match the total MOUs invoiced by Core to XO, proposed Exhibit BLM-27 does not identify any "new" MOUs for which Core is seeking to be reimbursed.

19. However, as indicated above a relatively small portion of XO's CIC 5119 traffic does come to Core with a CPN of 000-000-0000. Because Core's current system used for purposes of creating BLM-27 treats ten-zero CPN as intrastate, whereas prior to February, 2010, it treated such traffic as interstate, the total intrastate traffic (i.e., intra toll plus local, columns D and E) in the breakdown is generally somewhat greater than the total MOUs billed as intrastate (column H) for the period prior to February, 2010. In effect, Core's current system automatically moved the CIC 5119 ten-zero traffic out of the interstate category and into the intrastate toll category. Again, however, this "re-categorization" of the traffic did not "add" or "create" any new MOUs but is a function of Core's current and updated system reevaluating the same MOUs and classifying it according to its current processes. For the period from February, 2010

---

<sup>3</sup> There is only one exception to this. For the usage period of January 2006, the breakdown produces a total approximately 1500 MOUs more than the total MOUs invoiced for CIC 5119, and a discrepancy of 250 minutes for CIC 5607. These line items are highlighted for ease of reference in BLM-27 and BLM-28.

forward, the total intrastate MOUs in the breakdown matches the intrastate MOUs billed in the invoices, consistent with Core's current system.

20. For the reasons explained above, the ten-zero traffic received by Core for CIC 5607 makes it impossible to further breakdown the traffic destined for Pennsylvania customers into locally-dialed vs. intrastate toll MOUs. Therefore, BLM-28 provides a monthly breakdown of the total MOUs classified as Intrastate Toll consistent XO's failure or refusal to provide CPN, and with Core's position in this case of how the ten-zero traffic should be classified for jurisdictional purposes.

21. It should also be noted that XO testified that it maintains its own "switch records" which permit XO itself to track MOUs and rate calls without Core's assistance. Tr., at 88, lines 10-21; and Tr., at 106, lines 15-25. Therefore, XO at any time prior to or during this proceeding could have, and should have, conducted its own analysis of the breakdown of its MOUs. However, XO has not chosen to do this or present the results of any such analysis to support its testimony. As such, Core opposes any continued delay of this case under the guise of giving XO an opportunity to challenge Core's data regarding on an issue raised by XO (and which should have been supported by XO). For these reasons, Core submits that there should be no need for further discovery and/or hearings regarding the information contained on BLM-27 or BLM-28.

### **Conclusion**

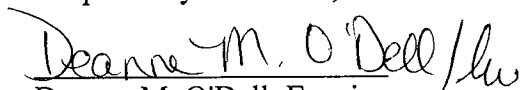
22. Admitting the documents into evidence will ensure that the record in this proceeding is complete. Good cause is shown for admission of each of the above-described exhibits because they serve to clarify inquiries made by ALJ Melillo and/or XO. *See* 52 Pa. Code §§ 5.351, 5.404. It is in the public interest that the record in this proceeding be complete in that it will aid the ALJ and the Commission in reaching a reasoned decision in this proceeding.

23. Each of the above-described exhibits constitute competent and material evidence.  
*See* 52 Pa. Code § 5.403 (control of receipt of evidence by presiding officer).

24. The admission of the above-described exhibits will not prejudice XO. All of the information provided in the documents has been shared with XO through discovery, the public record of other proceedings, Core's testimony or in the invoices sent from Core to XO. This proceeding was initiated in September 2009 and, since that time, XO has had ample opportunity through discovery, its testimony and/or cross-examination, to verify or seek further clarification of the facts underlying this proceeding and, therefore, Core submits that further delay of this proceeding is unnecessary.

**WHEREFORE**, for all the foregoing reasons, Core respectfully requests that this Motion be granted and the above-referenced exhibits be admitted into the record of this proceeding and placed into the exhibit folder.

Respectfully submitted,



Deanne M. O'Dell, Esquire  
Attorney ID # 81064  
Eckert Seamans Cherin & Mellott, LLC  
213 Market Street, 8th Floor  
Harrisburg, PA 17101  
(717) 255-3744 (phone)  
(717) 237-6019 (fax)  
dodell@eckertseamans.com

Christopher Van de Verg, Esq.  
*Admitted Pro Hac Vice*  
General Counsel  
Core Communications, Inc.  
209 West Street, Suite 302  
Annapolis, Maryland 21401  
Tel (410) 216-9895  
Fax (410) 216-9867  
chris@coretel.net

Dated: August 16, 2011

Attorneys for Core Communications, Inc.

## BLM-25 (rev)

## XO Outstanding Charges for CIC 5119 from June 2004 through April 2011

CIC	Invoice Date	Invoice #	Usage Period	PA Intrastate
5119	12/11/2008	7051	Jun-04	\$ 504.83
5119	12/11/2008	7052	Jul-04	\$ 648.15
5119	12/11/2008	7053	Aug-04	\$ 680.57
5119	12/11/2008	7054	Sep-04	\$ 663.98
5119	12/11/2008	7055	Oct-04	\$ 727.06
5119	12/11/2008	7056	Nov-04	\$ 701.63
5119	12/11/2008	7057	Dec-04	\$ 575.62
5119	12/9/2008	6875	Jan-05	\$ 486.21
5119	12/9/2008	6876	Feb-05	\$ 541.58
5119	12/9/2008	6877	Mar-05	\$ 510.28
5119	12/9/2008	6878	Apr-05	\$ 556.95
5119	12/9/2008	6879	May-05	\$ 656.59
5119	12/9/2008	6880	Jun-05	\$ 301.77
5119	12/9/2008	6881	Jul-05	\$ 183.54
5119	12/9/2008	6882	Aug-05	\$ 213.64
5119	12/9/2008	6883	Sep-05	\$ 362.01
5119	12/9/2008	6884	Oct-05	\$ 758.67
5119	12/9/2008	6885	Nov-05	\$ 522.64
5119	12/9/2008	6886	Dec-05	\$ 915.82
5119	12/4/2008	6839	Jan-06	\$ 1,202.43
5119	12/4/2008	6840	Feb-06	\$ 851.90
5119	12/4/2008	6841	Mar-06	\$ 1,218.61
5119	12/4/2008	6842	Apr-06	\$ 1,006.30
5119	12/4/2008	6843	May-06	\$ 1,038.35
5119	12/4/2008	6844	Jun-06	\$ 1,311.09
5119	12/4/2008	6845	Jul-06	\$ 1,332.17
5119	12/4/2008	6846	Aug-06	\$ 1,940.62
5119	12/4/2008	6847	Sep-06	\$ 2,179.29
5119	12/4/2008	6848	Oct-06	\$ 1,363.26
5119	12/4/2008	6849	Nov-06	\$ 1,108.09
5119	12/4/2008	6850	Dec-06	\$ 975.13
5119	3/28/2008	494	Jan-07	\$ 1,451.04
5119	3/28/2008	528	Feb-07	\$ 1,687.63
5119	4/3/2008	566	Mar-07	\$ 2,468.97
5119	4/3/2008	605	Apr-07	\$ 2,703.93
5119	3/27/2008	373	May-07	\$ 3,524.31
5119	3/27/2008	454	Jun-07	\$ 4,068.73
5119	3/27/2008	413	Jul-07	\$ 4,490.22
5119	3/25/2008	248	Jul-07	\$ 6,073.44
5119	3/26/2008	330	Sep-07	\$ 3,927.53
5119	3/25/2008	286	Oct-07	\$ 3,004.66
5119	3/13/2008	169	Nov-07	\$ 2,751.23
5119	3/12/2008	117	Dec-07	\$ 2,384.84
5119	5/12/2009	901	Jan-08	\$ 1,363.92
5119	5/12/2009	902	Feb-08	\$ 1,136.45
5119	5/12/2009	903	Mar-08	\$ 1,179.53
5119	5/12/2009	904	Apr-08	\$ 1,099.85
5119	5/12/2009	905	May-08	\$ 678.52
5119	5/12/2009	906	Jun-08	\$ 848.39
5119	5/12/2009	907	Nov-08	\$ 614.45

**BLM-25 (rev)**

**XO Outstanding Charges for CIC 5119 from June 2004 through April 2011**

CIC	Invoice Date	Invoice #	Usage Period	PA Intrastate
5119	1/20/2009	713	Dec-08	\$ 511.45
5119	2/10/2009	748	Jan-09	\$ 151.80
5119	3/10/2009	777	Feb-09	\$ 111.92
5119	4/10/2009	820	Mar-09	\$ 187.92
5119	5/10/2009	874	Apr-09	\$ 73.35
5119	6/10/2009	1243	May-09	\$ 90.50
5119	7/10/2009	1297	Jun-09	\$ 120.79
5119	8/10/2009	1349	Jul-09	\$ 277.72
5119	9/10/2009	1404	Aug-09	\$ 327.08
5119	10/10/2009	1459	Sep-09	\$ 609.43
5119	11/10/2009	1517	Oct-09	\$ 857.34
5119	12/10/2009	1572	Nov-09	\$ 1,073.00
5119	1/10/2010	1625	Dec-09	\$ 657.51
5119	2/10/2010	1679	Jan-10	\$ 269.88
5119	3/10/2010	1733	Feb-10	\$ 711.23
5119	4/10/2010	1791	Mar-10	\$ 935.19
5119	5/10/2010	9027	Apr-10	\$ 1,270.88
5119	6/10/2010	9156	May-10	\$ 1,239.70
5119	7/10/2010	1309	Jun-10	\$ 1,382.05
5119	8/10/2010	1372	Jul-10	\$ 1,457.94
5119	9/10/2010	1435	Aug-10	\$ 1,619.92
5119	10/10/2010	1497	Sep-10	\$ 443.25
5119	11/10/2010	1561	Oct-10	\$ 527.71
5119	12/10/2010	1619	Nov-10	\$ 514.34
5119	1/10/2011	1677	Dec-10	\$ 498.04
5119	2/10/2011	1736	Jan-11	\$ 671.73
5119	3/10/2011	1804	Feb-11	\$ 802.82
5119	4/10/2011	1806	Mar-11	\$ 758.34
5119	5/9/2011	1949	Apr-11	\$ 800.76
<b>TOTALS</b>				\$ 90,450.01
		Minus Amounts Paid		\$ (17,993.10)
		<b>Total Claim Amount</b>		<b>\$ 72,456.91</b>

## BLM-26

## XO Outstanding Charges for CIC 5607 from June 2004 through April 2011

CIC	Invoice Date	Invoice #	Usage Period	PA Intrastate
5607	12/11/2008	7030	Jun-04	\$ -
5607	12/11/2008	7031	Jul-04	\$ -
5607	12/11/2008	7032	Aug-04	\$ -
5607	12/11/2008	7033	Sep-04	\$ -
5607	12/11/2008	7034	Oct-04	\$ -
5607	12/11/2008	7035	Nov-04	\$ -
5607	12/11/2008	7036	Dec-04	\$ -
5607	12/9/2008	6887	Jan-05	\$ -
5607	12/9/2008	6888	Feb-05	\$ -
5607	12/9/2008	6889	Mar-05	\$ -
5607	12/9/2008	6890	Apr-05	\$ -
5607	12/9/2008	6891	May-05	\$ -
5607	12/9/2008	6892	Jun-05	\$ -
5607	12/9/2008	6893	Jul-05	\$ -
5607	12/9/2008	6894	Aug-05	\$ -
5607	12/9/2008	6895	Sep-05	\$ -
5607	12/9/2008	6896	Oct-05	\$ -
5607	12/9/2008	6897	Nov-05	\$ -
5607	12/9/2008	6898	Dec-05	\$ -
5607	12/4/2008	6863	Jan-06	\$ -
5607	12/4/2008	6864	Feb-06	\$ -
5607	12/4/2008	6865	Mar-06	\$ -
5607	12/4/2008	6866	Apr-06	\$ -
5607	12/4/2008	6867	May-06	\$ -
5607	12/4/2008	6868	Jun-06	\$ -
5607	12/4/2008	6869	Jul-06	\$ -
5607	12/4/2008	6870	Aug-06	\$ -
5607	12/4/2008	6871	Sep-06	\$ -
5607	12/4/2008	6872	Oct-06	\$ -
5607	12/4/2008	6873	Nov-06	\$ -
5607	12/4/2008	6874	Dec-06	\$ -
5607	3/28/2008	505	Jan-07	\$ -
5607	3/28/2008	540	Feb-07	\$ -
5607	4/3/2008	577	Mar-07	\$ -
5607	4/3/2008	618	Apr-07	\$ -
5607	3/27/2008	386	May-07	\$ -
5607	3/27/2008	466	Jun-07	\$ -
5607	3/27/2008	426	Jul-07	\$ -
5607	3/25/2008	261	Aug-07	\$ -
5607	3/26/2008	343	Sep-07	\$ -
5607	3/26/2008	301	Oct-07	\$ -
5607	3/13/2008	184	Nov-07	\$ -
5607	3/12/2008	101	Dec-07	\$ -
5607	5/12/2009	908	Jan-08	\$ -
5607	5/12/2009	909	Feb-08	\$ -
5607	5/12/2009	910	Mar-08	\$ -
5607	5/12/2009	911	Apr-08	\$ -
5607	5/12/2009	912	May-08	\$ -
5607	5/12/2009	913	Jun-08	\$ -
5607	5/12/2009	914	Nov-08	\$ -

BLM-26

XO Outstanding Charges for CIC 5607 from June 2004 through April 2011

CIC	Invoice Date	Invoice #	Usage Period	PA Intrastate
5607	1/20/2009	691	Dec-08	\$ -
5607	2/10/2009	736	Jan-09	\$ -
5607	3/10/2009	790	Feb-09	\$ -
5607	4/10/2009	834	Mar-09	\$ -
5607	5/10/2009	889	Apr-09	\$ -
5607	6/10/2009	1259	May-09	\$ -
5607	7/10/2009	1313	Jun-09	\$ -
5607	8/10/2009	1365	Jul-09	\$ -
5607	9/10/2009	1418	Aug-09	\$ 0.01
5607	10/10/2009	1473	Sep-09	\$ 0.01
5607	11/10/2009	1531	Oct-09	\$ 0.01
5607	12/10/2009	1586	Nov-09	\$ 0.01
5607	1/10/2010	1639	Dec-09	\$ 0.01
5607	2/10/2010	1693	Jan-10	\$ -
5607	3/10/2010	1747	Feb-10	754.04
5607	4/10/2010	1804	Mar-10	746.26
5607	5/10/2010	9041	Apr-10	639.09
5607	6/10/2010	9169	May-10	616.51
5607	7/10/2010	1323	Jun-10	390.07
5607	8/10/2010	1386	Jul-10	452.66
5607	9/10/2010	1449	Aug-10	464.48
5607	10/10/2010	1511	Sep-10	381.78
5607	11/10/2010	1575	Oct-10	583.81
5607	12/10/2010	1633	Nov-10	194.62
5607	1/10/2011	1690	Dec-10	262.72
5607	2/10/2011	1750	Jan-11	242.14
5607	3/10/2011	1818	Feb-11	248.14
5607	4/10/2011	1820	Mar-11	301.7
<b>TOTALS</b>				
		Total Claim Amount		\$ 6,278.07

Breakdown of MOUs for CIC 5119  
From June 2004 through April 2011

XO CIC	Usage Year	Usage Month	BREAKDOWN: LOCAL/INTRA/INTER			INVOICED: INTRA/INTER			
			Intra Toll MOUs	Local MOUs	Interstate MOUs	TOTAL	Intrastate MOUs	Interstate MOUs	TOTAL
5119	2004	June	213	17,345	59	17,617	17,408	209	17,617
5119	2004	July	294	22,281	92	22,667	22,350	317	22,667
5119	2004	August	441	23,402	118	23,961	23,468	493	23,961
5119	2004	September	1,095	22,699	164	23,958	22,896	1,062	23,958
5119	2004	October	2,214	24,925	174	27,313	25,071	2,242	27,313
5119	2004	November	554	24,098	269	24,921	24,194	727	24,921
5119	2004	December	749	19,682	443	20,874	19,849	1,025	20,874
5119	2005	January	51,035	16,571	309	67,915	16,766	51,149	67,915
5119	2005	February	41,748	18,451	7,881	68,080	18,675	49,405	68,080
5119	2005	March	854	17,376	126,632	144,862	17,596	127,266	144,862
5119	2005	April	1,472	19,019	47,737	68,228	19,205	49,203	68,228
5119	2005	May	2,770	22,411	1,586	26,767	22,641	4,126	26,767
5119	2005	June	958	10,093	1,662	12,713	10,385	2,328	12,713
5119	2005	July	908	6,094	972	7,974	6,329	1,645	7,974
5119	2005	August	1,724	6,776	2,683	11,183	7,367	3,816	11,183
5119	2005	September	2,589	11,259	2,843	16,691	12,483	4,208	16,691
5119	2005	October	2,803	24,911	1,441	29,155	26,161	2,994	29,155
5119	2005	November	2,033	17,097	1,601	20,731	18,022	2,709	20,731
5119	2005	December	2,728	30,306	1,817	34,851	31,580	3,271	34,851
5119	2006	January	4,864	40,003	33,926	78,793	41,463	36,029	77,492
5119	2006	February	8,075	23,567	50,568	82,210	29,376	52,834	82,210
5119	2006	March	5,182	38,783	1,497	45,462	42,021	3,441	45,462
5119	2006	April	5,781	31,651	1,124	38,556	34,700	3,856	38,556
5119	2006	May	5,608	32,973	2,177	40,758	35,805	4,953	40,758
5119	2006	June	13,922	36,471	2,732	53,125	45,210	7,915	53,125
5119	2006	July	14,545	35,655	3,825	54,025	45,937	8,088	54,025
5119	2006	August	34,576	34,971	5,972	75,519	66,918	8,601	75,519
5119	2006	September	48,792	30,459	19,061	98,312	75,148	23,164	98,312
5119	2006	October	26,844	41,310	15,240	83,394	47,009	36,385	83,394
5119	2006	November	20,270	29,848	12,805	62,923	38,210	24,713	62,923
5119	2006	December	8,620	28,660	10,284	47,564	33,625	13,939	47,564

## Breakdown of MOUs for CIC 5119

From June 2004 through April 2011

XO CIC	Usage Year	Usage Month	Intra Toll MOUs	Local MOUs	Interstate MOUs	TOTAL	Intrastate MOUs	Interstate MOUs	TOTAL
5119	2007	January	22,684	30,687	9,340	62,711	50,036	12,675	62,711
5119	2007	February	29,624	32,528	5,792	67,944	58,194	9,750	67,944
5119	2007	March	55,136	35,969	5,948	97,053	85,137	11,916	97,053
5119	2007	April	82,187	52,346	6,083	140,616	93,239	47,377	140,616
5119	2007	May	88,569	89,300	13,291	191,160	121,528	69,632	191,160
5119	2007	June	66,047	120,196	18,414	204,657	140,301	64,356	204,657
5119	2007	July	61,651	135,735	16,399	213,785	154,835	58,950	213,785
5119	2007	August	82,123	169,933	16,856	268,912	209,429	59,483	268,912
5119	2007	September	45,490	126,449	10,283	182,222	135,432	46,790	182,222
5119	2007	October	56,515	86,687	10,703	153,905	103,609	50,296	153,905
5119	2007	November	55,869	75,626	9,841	141,336	94,870	46,466	141,336
5119	2007	December	46,193	60,301	11,402	117,896	82,236	35,660	117,896
5119	2008	January	76,693	62,627	14,376	153,696	97,423	56,273	153,696
5119	2008	February	55,845	63,629	15,811	135,285	81,175	54,110	135,285
5119	2008	March	50,100	66,591	19,049	135,740	84,252	51,488	135,740
5119	2008	April	28,125	64,023	19,842	111,990	78,561	33,429	111,990
5119	2008	May	15,598	39,210	13,193	68,001	48,466	19,535	68,001
5119	2008	June	13,617	50,730	18,071	82,418	60,599	21,819	82,418
5119	2008	November	27,954	43,789	7,100	78,843	43,889	34,954	78,843
5119	2008	December	13,782	35,823	13,416	63,021	36,532	26,489	63,021
5119	2009	January	8,658	10,656	11,829	31,143	10,843	20,300	31,143
5119	2009	February	3,461	7,852	10,405	21,718	7,994	13,724	21,718
5119	2009	March	4,964	13,224	6,769	24,957	13,416	11,541	24,957
5119	2009	April	8,118	5,011	7,913	21,042	5,239	15,803	21,042
5119	2009	May	20,099	6,170	10,199	36,468	6,464	30,004	36,468
5119	2009	June	48,331	8,138	18,982	75,451	8,628	66,823	75,451
5119	2009	July	67,372	18,854	24,020	110,246	19,837	90,409	110,246
5119	2009	August	25,895	9,268	15,850	51,013	10,829	40,184	51,013
5119	2009	September	14,571	12,225	15,988	42,784	16,997	25,787	42,784
5119	2009	October	16,387	24,292	18,020	58,699	30,465	28,234	58,699
5119	2009	November	9,707	46,942	20,194	76,843	51,166	25,677	76,843
5119	2009	December	8,374	23,496	24,305	56,175	27,475	28,700	56,175

Breakdown of MOUs for CIC 5119  
From June 2004 through April 2011

XO CIC	Usage Year	Usage Month	Intra Toll MOUs	Local MOUs	Interstate MOUs	TOTAL	Intrastate MOUs	Interstate MOUs	TOTAL
5119	2010	January	5,041	12,181	30,644	47,866	12,739	35,127	47,866
5119	2010	February	9,447	18,419	44,478	72,344	27,866	44,478	72,344
5119	2010	March	13,801	14,314	23,191	51,306	28,115	23,191	51,306
5119	2010	April	18,831	15,744	30,777	65,352	34,575	30,777	65,352
5119	2010	May	19,812	20,597	24,712	65,121	40,409	24,712	65,121
5119	2010	June	25,777	12,567	26,366	64,710	38,344	26,366	64,710
5119	2010	July	23,229	12,297	24,610	60,136	35,526	24,610	60,136
5119	2010	August	24,981	14,168	16,023	55,172	39,149	16,023	55,172
5119	2010	September	4,299	8,912	11,437	24,648	13,211	11,437	24,648
5119	2010	October	4,617	14,423	20,519	39,559	19,040	20,519	39,559
5119	2010	November	4,404	16,635	3,718	24,757	21,039	3,718	24,757
5119	2010	December	4,053	12,831	2,434	19,318	16,884	2,434	19,318
5119	2011	January	6,735	12,104	2,582	21,421	18,839	2,582	21,421
5119	2011	February	6,532	14,774	2,769	24,075	21,306	2,769	24,075
5119	2011	March	6,582	6,973	57,484	71,039	13,555	57,484	71,039
5119	2011	April	7,758	2,887	116,779	127,424	10,645	116,779	127,424
<b>TOTALS</b>			<b>1,709,899</b>	<b>2,597,280</b>	<b>1,235,901</b>	<b>5,543,080</b>	<b>3,358,206</b>	<b>2,183,753</b>	<b>5,541,779</b>

Breakdown of MOUs for CIC 5607  
From June 2004 through April 2011

XO CIC	Usage Year	Usage Month	BREAKDOWN: LOCAL/INTRA/INTER				INVOICED: INTRA/INTER		
			Intra Toll MOUs	Local MOUs	Interstate MOUs	TOTAL	Intrastate MOUs	Interstate MOUs	TOTAL
5607	2004	June	22,176	-	-	22,176	-	22,176	22,176
5607	2004	July	28,854	-	-	28,854	-	28,854	28,854
5607	2004	August	39,164	-	-	39,164	-	39,164	39,164
5607	2004	September	38,894	-	-	38,894	-	38,894	38,894
5607	2004	October	37,006	-	-	37,006	-	37,006	37,006
5607	2004	November	26,991	-	-	26,991	-	26,991	26,991
5607	2004	December	24,987	-	-	24,987	-	24,987	24,987
5607	2005	January	25,834	-	-	25,834	-	25,834	25,834
5607	2005	February	23,382	-	-	23,382	-	23,382	23,382
5607	2005	March	25,539	-	-	25,539	-	25,539	25,539
5607	2005	April	25,311	-	-	25,311	-	25,311	25,311
5607	2005	May	32,184	-	-	32,184	-	32,184	32,184
5607	2005	June	32,894	-	-	32,894	-	32,894	32,894
5607	2005	July	27,321	-	-	27,321	-	27,321	27,321
5607	2005	August	27,059	-	-	27,059	-	27,059	27,059
5607	2005	September	31,967	-	-	31,967	-	31,967	31,967
5607	2005	October	26,173	-	-	26,173	-	26,173	26,173
5607	2005	November	27,247	-	-	27,247	-	27,247	27,247
5607	2005	December	64,354	-	-	64,354	-	64,354	64,354
5607	2006	January	80,183	-	-	80,183	-	79,827	79,827
5607	2006	February	78,210	-	-	78,210	-	78,210	78,210
5607	2006	March	89,538	-	-	89,538	-	89,538	89,538
5607	2006	April	68,793	-	-	68,793	-	68,793	68,793
5607	2006	May	65,396	-	-	65,396	-	65,396	65,396
5607	2006	June	52,301	-	-	52,301	-	52,301	52,301
5607	2006	July	52,759	-	-	52,759	-	52,759	52,759
5607	2006	August	24,390	-	-	24,390	-	24,390	24,390
5607	2006	September	20,160	-	-	20,160	-	20,160	20,160
5607	2006	October	25,960	-	-	25,960	-	25,960	25,960
5607	2006	November	24,531	-	-	24,531	-	24,531	24,531
5607	2006	December	14,895	-	-	14,895	-	14,895	14,895
5607	2007	January	37,251	-	-	37,251	-	37,251	37,251

## Breakdown of MOUs for CIC 5607

From June 2004 through April 2011

XO CIC	Usage Year	Usage Month	Intra Toll MOUs	Local MOUs	Interstate MOUs	TOTAL	Intrastate MOUs	Interstate MOUs	TOTAL
5607	2007	February	14,289	-	-	14,289	-	14,289	14,289
5607	2007	March	20,650	-	-	20,650	-	20,650	20,650
5607	2007	April	32,866	-	-	32,866	-	32,866	32,866
5607	2007	May	94,610	-	-	94,610	-	94,610	94,610
5607	2007	June	83,733	-	-	83,733	-	83,733	83,733
5607	2007	July	74,856	-	-	74,856	-	74,856	74,856
5607	2007	August	95,969	-	-	95,969	-	95,969	95,969
5607	2007	September	104,596	-	-	104,596	-	104,596	104,596
5607	2007	October	138,133	-	-	138,133	-	138,133	138,133
5607	2007	November	108,894	-	-	108,894	-	108,894	108,894
5607	2007	December	74,961	-	-	74,961	-	74,961	74,961
5607	2008	January	89,641	-	-	89,641	-	89,641	89,641
5607	2008	February	72,939	-	-	72,939	-	72,939	72,939
5607	2008	March	74,111	-	-	74,111	-	74,111	74,111
5607	2008	April	66,127	-	-	66,127	-	66,127	66,127
5607	2008	May	41,474	-	-	41,474	-	41,474	41,474
5607	2008	June	56,873	-	-	56,873	-	56,873	56,873
5607	2008	November	21,480	-	-	21,480	-	21,480	21,480
5607	2008	December	69,311	-	-	69,311	-	69,311	69,311
5607	2009	January	70,717	-	-	70,717	-	70,717	70,717
5607	2009	February	80,444	-	-	80,444	-	80,444	80,444
5607	2009	March	41,280	-	-	41,280	-	41,280	41,280
5607	2009	April	24,070	-	-	24,070	-	24,070	24,070
5607	2009	May	33,910	-	-	33,910	-	33,910	33,910
5607	2009	June	36,166	-	-	36,166	-	36,166	36,166
5607	2009	July	33,311	-	-	33,311	-	33,311	33,311
5607	2009	August	42,393	-	-	42,393	-	42,393	42,393
5607	2009	September	48,808	-	-	48,808	-	48,808	48,808
5607	2009	October	42,005	-	-	42,005	-	42,005	42,005
5607	2009	November	41,972	-	-	41,972	-	41,972	41,972
5607	2009	December	47,207	-	-	47,207	-	47,207	47,207
5607	2010	January	48,973	-	-	48,973	-	48,973	48,973
5607	2010	February	40,009	-	-	40,009	40,009	-	40,009

Breakdown of MOUs for CIC 5607  
From June 2004 through April 2011

XO CIC	Usage Year	Usage Month	Intra Toll MOUs	Local MOUs	Interstate MOUs	TOTAL	Intrastate MOUs	Interstate MOUs	TOTAL
5607	2010	March	39,591	-	-	39,591	39,591	-	39,591
5607	2010	April	33,924	-	-	33,924	33,924	-	33,924
5607	2010	May	32,716	-	-	32,716	32,716	-	32,716
5607	2010	June	20,688	-	-	20,688	20,688	-	20,688
5607	2010	July	23,990	-	-	23,990	23,990	-	23,990
5607	2010	August	24,617	-	-	24,617	24,617	-	24,617
5607	2010	September	19,897	-	-	19,897	19,897	-	19,897
5607	2010	October	30,425	-	-	30,425	30,425	-	30,425
5607	2010	November	10,103	-	-	10,103	10,103	-	10,103
5607	2010	December	13,689	-	-	13,689	13,689	-	13,689
5607	2011	January	12,553	-	-	12,553	12,553	-	12,553
5607	2011	February	12,335	-	-	12,335	12,335	-	12,335
5607	2011	March	15,713	-	-	15,713	15,713	-	15,713
5607	2011	April	6,771	-	-	6,771	6,771	-	6,771
<b>TOTALS</b>			<b>3,485,494</b>	<b>-</b>	<b>-</b>	<b>3,485,494</b>	<b>337,021</b>	<b>3,148,117</b>	<b>3,485,138</b>