

AQUA PENNSYLVANIA, INC.
2011 RATE CASE
FILING REQUIREMENTS

G. Rate of Return

RR16. Please supply copies of the Company's balance sheets for each month for the last two years.

A. Refer to Schedule OD1.

AQUA PENNSYLVANIA, INC.
2011 RATE CASE
FILING REQUIREMENTS

G. Rate of Return

RR17. Please provide the bond rating history for the Company and, if applicable, its parent from the major credit rating agencies for the last five years.

A. Please refer to the attached Standard & Poor's Reports which discuss the bond rating history for the Company.

The Parent Company (Aqua America, Inc.) is not rated.



My Credit Profile **Aqua Pennsylvania Inc., PA - 'A+/Stable/--'**


Home Feedback ^{New} Contact Us Help User Guide Log Out

Home My Payers My Ratings & Articles Commentary & Criteria Ratings & Metrics Products & Services My S&P Team

Welcome: **Moy Kelly , Diana**
Aqua Pennsylvania Inc.

User Profile

- Change Password
- Sign Up Clients
- Change Alert Preferences



Most Recent Published Article

Bulletin: Ratings On American Water Works Co. And Aqua Pennsylvania Inc. Are Not Affected By Announced Asset Purchase

Publication date: 11-Jul-2011
 Primary Credit Analyst: Manish Consul, New York (1) 212-438-3870; manish_consul@standardandpoors.com
 Secondary Credit Analyst: William Ferrara, New York (1) 212-438-1776; bill_ferrera@standardandpoors.com

NEW YORK (Standard & Poor's) July 11, 2011--Standard & Poor's Ratings Services said today that there is no effect on the rating on American Water Works Co. Inc. (BBB+/Stable/A-2) following the announcement that it has agreed to purchase unrated Aqua America Inc.'s New York assets for about \$71 million. In a separate agreement, American Water has agreed to sell its operations in Ohio to Aqua America for about \$120 million. The ratings on Aqua Pennsylvania Inc. (A+/Stable/--), a subsidiary of Aqua America Inc., are also unaffected at this time.

These transactions are contingent on each other, and we believe they will create synergies for both companies. In our view, the asset purchases and sales will not materially change the operational performance or the financial metrics for either company.

printer friendly PDF

Related Entities
Aqua Pennsylvania Inc.
New York Water Service Corp.

S&P Events
View Americas (English)
View Americas (Español)
View Americas (Portugues)
View Europe, MiddleEast and Africa

Relevant Research
03/31/2011 Summary: Aqua Pennsylvania Inc.
10/15/2010 Aqua Pennsylvania Inc.'s \$143.36 Million Bonds Rated At 'A+' (Recovery Rating: 1+)
09/29/2010 Summary: Aqua Pennsylvania Inc.

You are mentioned in...
07/08/2011 Industry, Economic And Ratings Outlook: U.S. Regulated Gas And Water Utilities' Credit Quality Should Remain Steady In 2011
06/20/2011 Issuer Ranking: U.S. Regulated Gas And Water Utilities, Strongest To Weakest

Rating History		
Date	Issuer Credit Rating	Rating
03-Sep-2003	Foreign Currency	A+/Stable/--
05-Aug-2002		A+/Watch Neg/--
02-Jan-2002		A+/Stable/--
03-Sep-2003	Local Currency	A+/Stable/--
05-Aug-2002		A+/Watch Neg/--
02-Jan-2002		A+/Stable/--

Disclaimer Privacy Notice Terms of Use Help
 Copyright © 2011 Standard & Poor's. All rights reserved.

June 20, 2011

Issuer Ranking:

U.S. Regulated Gas And Water Utilities, Strongest To Weakest

Primary Credit Analyst:

William Ferara, New York (1) 212-438-1776; bill_ferara@standardandpoors.com

Secondary Contact:

David Lundberg, CFA, New York (1) 212-438-7551; david_lundberg@standardandpoors.com

Issuer Ranking:

U.S. Regulated Gas And Water Utilities, Strongest To Weakest

Supportive regulatory decisions and continued access to the capital markets are providing support for stable credit conditions in the regulated U.S. gas and water sectors. Reduced natural gas price-related working capital requirements due to low gas prices are benefiting the gas utilities. Meanwhile, additional regulatory filings to address increased capital spending are supporting the water utilities. Therefore, Standard & Poor's Ratings Services' 2011 outlook for both sectors is stable.

The following list ranks all the rated companies in these industries from strongest to weakest based on rating and outlook. Companies with the same rating and outlook are further ranked by our opinion of credit quality based primarily on business risks for investment-grade companies and primarily on financial risks for speculative-grade companies.

Ratings are displayed as long-term rating/outlook or CreditWatch/short-term rating. A double dash (--) indicates no rating. Issuer credit ratings are identical for local and foreign currency unless noted with the "LC" and "FC" designations.

Table 1

Issuer Ranking: U.S. Natural Gas Distributors And Integrated Gas Companies			
Company	Corporate credit rating*	Business risk profile	Financial risk profile
Nicor Gas Co.	AA/Watch Neg/A-1+	Excellent	Modest
Nicor Inc.	AA/Watch Neg/A-1+	Excellent	Modest
Washington Gas Light Co.	A+/Stable/A-1	Excellent	Intermediate
WGL Holdings Inc.	A+/Stable/A-1	Excellent	Intermediate
Northwest Natural Gas Co.	A+/Stable/A-1	Excellent	Intermediate
NSTAR Gas Co.	A+/Watch Neg/--	Excellent	Intermediate
Southern California Gas Co.	A/Stable/A-1	Excellent	Intermediate
San Diego Gas & Electric Co.	A/Stable/A-1	Excellent	Intermediate
Piedmont Natural Gas Co. Inc.	A/Stable/--	Excellent	Intermediate
Questar Gas Co.	A/Stable/--	Excellent	Intermediate
Questar Pipeline Co.	A/Stable/--	Excellent	Intermediate
Questar Corp.	A/Stable/A-1	Excellent	Intermediate
New Jersey Natural Gas Co.	A/Stable/A-1	Excellent	Intermediate
Northern Natural Gas Co.	A/Stable/--	Excellent	Intermediate
Laclede Gas Co.	A/Stable/A-1	Excellent	Intermediate
Laclede Group Inc. (The)	A/Stable/--	Excellent	Intermediate
KeySpan Energy Delivery Long Island	A/Stable/--	Excellent	Intermediate
KeySpan Energy Delivery New York	A/Stable/--	Excellent	Intermediate
Wisconsin Gas LLC	A-/Positive/A-2	Excellent	Intermediate
Indiana Gas Co. Inc.	A-/Stable/--	Excellent	Significant
Southern Indiana Gas & Electric Co.	A-/Stable/--	Excellent	Significant
Vectren Utility Holdings Inc.	A-/Stable/A-2	Excellent	Significant

Table 1

Issuer Ranking: U.S. Natural Gas Distributors And Integrated Gas Companies (cont.)			
Vectren Corp.	A-/Stable/--	Excellent	Significant
Atlanta Gas Light Co.	A-/Watch Neg/--	Excellent	Significant
AGL Resources Inc.	A-/Watch Neg/A-2	Excellent	Significant
Peoples Gas Light & Coke Co. (The)	BBB+/Positive/A-2	Excellent	Significant
North Shore Gas Co.	BBB+/Positive/--	Excellent	Significant
Peoples Energy Corp.	BBB+/Positive/--	Excellent	Significant
Public Service Co. of North Carolina Inc.	BBB+/Stable/A-2	Excellent	Aggressive
Sempra Energy	BBB+/Stable/A-2	Strong	Intermediate
Michigan Consolidated Gas Co.	BBB+/Stable/A-2	Strong	Significant
Atmos Energy Corp.	BBB+/Stable/A-2	Excellent	Significant
Cascade Natural Gas Corp.	BBB+/Stable/--	Excellent	Intermediate
Southwest Gas Corp.	BBB+/Stable/--	Excellent	Aggressive
South Jersey Gas Co.	BBB+/Stable/A-2	Strong	Significant
Yankee Gas Services Co.	BBB/Watch Pos/--	Excellent	Aggressive
Connecticut Natural Gas Corp.	BBB/Stable/--	Excellent	Aggressive
Southern Connecticut Gas Co.	BBB/Stable/--	Excellent	Aggressive
Alabama Gas Corp.	BBB/Stable/--	Satisfactory	Intermediate
Energen Corp.	BBB/Stable/--	Satisfactory	Intermediate
National Fuel Gas Co.	BBB/Stable/A-2	Satisfactory	Intermediate
EQT Corp.	BBB/Negative/A-3	Satisfactory	Intermediate
PNG Companies LLC	BBB-/Stable/--	Excellent	Aggressive
Bay State Gas Co.	BBB-/Stable/--	Excellent	Aggressive
NiSource Inc.	BBB-/Stable/--	Excellent	Aggressive
Northern Indiana Public Service Co.	BBB-/Stable/--	Excellent	Aggressive
SEMCO Energy Inc.	BBB-/Negative/--	Excellent	Highly leveraged
SourceGas LLC	BB+/Stable/--	Excellent	Highly leveraged

*As of June 20, 2011.

Table 2

Issuer Ranking: U.S. Investor-Owned Water Utilities			
Company	Corporate credit rating*	Business risk profile	Financial risk profile
Baton Rouge Water Works Co. (The)	A+/Stable/--	Excellent	Intermediate
Aqua Pennsylvania Inc.	A+/Stable/--	Excellent	Intermediate
American States Water Co.	A+/Stable/--	Excellent	Intermediate
Golden State Water Co.	A+/Stable/--	Excellent	Intermediate
California Water Service Co.	A+/Stable/--	Excellent	Intermediate
San Jose Water Co.	A/Stable/--	Excellent	Intermediate
Connecticut Water Service Inc.	A/Stable/--	Excellent	Intermediate
Connecticut Water Co. (The)	A/Stable/--	Excellent	Intermediate
York Water Co. (The)	A-/Stable/--	Excellent	Significant
Middlesex Water Co.	A-/Stable/--	Excellent	Intermediate
United Water New Jersey Inc.	A-/Stable/--	Excellent	Significant
United Waterworks Inc.	A-/Stable/--	Excellent	Significant

Table 2

Issuer Ranking: U.S. Investor-Owned Water Utilities (cont.)			
Pennsylvania-American Water Co.	BBB+/Stable/--	Excellent	Aggressive
New Jersey-American Water Co.	BBB+/Stable/--	Excellent	Aggressive
American Water Works Co. Inc.	BBB+/Stable/A-2	Excellent	Aggressive
American Water Capital Corp.	BBB+/Stable/A-2	Excellent	Aggressive

*As of June 13, 2011.

Copyright © 2011 by Standard & Poor's Financial Services LLC (S&P), a subsidiary of The McGraw-Hill Companies, Inc. All rights reserved.

No content (including ratings, credit-related analyses and data, model, software or other application or output therefrom) or any part thereof (Content) may be modified, reverse engineered, reproduced or distributed in any form by any means, or stored in a database or retrieval system, without the prior written permission of S&P. The Content shall not be used for any unlawful or unauthorized purposes. S&P, its affiliates, and any third-party providers, as well as their directors, officers, shareholders, employees or agents (collectively S&P Parties) do not guarantee the accuracy, completeness, timeliness or availability of the Content. S&P Parties are not responsible for any errors or omissions, regardless of the cause, for the results obtained from the use of the Content, or for the security or maintenance of any data input by the user. The Content is provided on an "as is" basis. S&P PARTIES DISCLAIM ANY AND ALL EXPRESS OR IMPLIED WARRANTIES, INCLUDING, BUT NOT LIMITED TO, ANY WARRANTIES OF MERCHANTABILITY OR FITNESS FOR A PARTICULAR PURPOSE OR USE, FREEDOM FROM BUGS, SOFTWARE ERRORS OR DEFECTS, THAT THE CONTENT'S FUNCTIONING WILL BE UNINTERRUPTED OR THAT THE CONTENT WILL OPERATE WITH ANY SOFTWARE OR HARDWARE CONFIGURATION. In no event shall S&P Parties be liable to any party for any direct, indirect, incidental, exemplary, compensatory, punitive, special or consequential damages, costs, expenses, legal fees, or losses (including, without limitation, lost income or lost profits and opportunity costs) in connection with any use of the Content even if advised of the possibility of such damages.

Credit-related analyses, including ratings, and statements in the Content are statements of opinion as of the date they are expressed and not statements of fact or recommendations to purchase, hold, or sell any securities or to make any investment decisions. S&P assumes no obligation to update the Content following publication in any form or format. The Content should not be relied on and is not a substitute for the skill, judgment and experience of the user, its management, employees, advisors and/or clients when making investment and other business decisions. S&P's opinions and analyses do not address the suitability of any security. S&P does not act as a fiduciary or an investment advisor. While S&P has obtained information from sources it believes to be reliable, S&P does not perform an audit and undertakes no duty of due diligence or independent verification of any information it receives.

S&P keeps certain activities of its business units separate from each other in order to preserve the independence and objectivity of their respective activities. As a result, certain business units of S&P may have information that is not available to other S&P business units. S&P has established policies and procedures to maintain the confidentiality of certain non-public information received in connection with each analytical process.

S&P may receive compensation for its ratings and certain credit-related analyses, normally from issuers or underwriters of securities or from obligors. S&P reserves the right to disseminate its opinions and analyses. S&P's public ratings and analyses are made available on its Web sites, www.standardandpoors.com (free of charge), and www.ratingsdirect.com and www.globalcreditportal.com (subscription), and may be distributed through other means, including via S&P publications and third-party redistributors. Additional information about our ratings fees is available at www.standardandpoors.com/usratingsfees.

March 31, 2011

Summary:

Aqua Pennsylvania Inc.

Primary Credit Analyst:

William Ferara, New York (1) 212-438-1776; bill_ferara@standardandpoors.com

Secondary Contact:

Michael V Grande, New York (1) 212-438-2242; michael_grande@standardandpoors.com

Table Of Contents

Rationale

Outlook

Related Criteria And Research

Summary:

Aqua Pennsylvania Inc.

Credit Rating: A+/Stable/--

Rationale

The ratings on water utility Aqua Pennsylvania Inc. reflect the consolidated credit quality of its parent company, Aqua America Inc. (unrated). Aqua Pennsylvania accounts for more than half of consolidated Aqua America's revenues and cash flow.

Aqua Pennsylvania's excellent business risk profile reflects a low-risk monopoly water distribution business; a supportive regulatory environment with favorable cost recovery mechanisms that enhance cash flow predictability; a large, stable residential and commercial customer base that provides a stable revenue base; and solid operations in which purchased water accounts for only about 9% of water sales. The company's elevated capital spending requirements for infrastructure replacement, increasing costs of compliance with water quality standards, and a highly acquisitive growth strategy somewhat temper the company's strengths. We view the financial risk profile as intermediate, reflecting stable but weak cash flow metrics, high debt leverage, and solid access to the capital markets.

The Pennsylvania Public Utility Commission (PPUC) provides Aqua Pennsylvania with favorable cost recovery mechanisms, including the addition of capital spending to rates outside the traditional rate proceedings, inclusion of certain expected expenditures in determining rates, and a consolidated rate structure. During 2010, 24 rate cases worth about \$50 million were processed across several of Aqua America's subsidiaries. A number of rate cases continue to be in progress.

Timely rate relief and balanced financing of its growth strategy support Aqua Pennsylvania's intermediate financial profile, which we view as appropriate for the rating, but consolidated financial metrics are modestly weaker than other 'A+'-rated water companies. As of Dec. 31, 2010, Aqua America had total debt, including tax-effected pension and other post-employment benefits and operating leases, of about \$1.75 billion, with total debt to capital of about 60%. Aqua America reported funds from operations (FFO) for the 12 months ended Dec. 31, 2010, of \$325 million and FFO to debt of 18.6%. As of Sept. 30, 2010, Aqua Pennsylvania had total adjusted debt of \$933 million and FFO to total debt of 19.7%. Over the intermediate term, we expect financial performance to approximate current levels for both Aqua America and Aqua Pennsylvania, supported by additional rate increases and existing recovery mechanisms.

Liquidity

We consider Aqua America's consolidated liquidity to be adequate under Standard & Poor's corporate liquidity methodology. Projected sources of liquidity (cash, funds from operations, and credit facility availability) exceed projected uses (maintenance and significant discretionary capital expenditures, dividends, and manageable debt maturities) by about 1.2x over the next 12 months. This calculation is based on a scenario where the company has no access the capital markets, and excludes credit facilities that need to be renewed within 12 months and any uncommitted facilities. (See "Standard & Poor's Standardizes Liquidity Descriptors for Global Corporate Issuers," published July 2, 2010.) Over the next 12 months, we expect Aqua America's reported cash from operations to be in

the \$340 million to \$370 million range, in line with recent growth. Other sources of funds also include minimal cash from expected rate cases in 2011. Uses of cash include capital expenditures which we expect to be in the \$280 million to \$300 million range, debt maturities of about \$28 million, and expected dividends of about \$83 million, in line with increases over the past few years.

Aqua Pennsylvania issued about \$143 million of debt in October 2010, a portion of which will likely refinance existing debt. If successful, Aqua America's liquidity will improve further, as the proceeds from the incremental debt will be deposited in a restricted account and used to fund capital expenditures over the next few years. These funds, in addition to infrastructure replacement surcharges, support spending on discretionary projects.

In our view, Aqua America's liquidity position also benefits from its ability to absorb high-impact, low-probability events with limited need for refinancing; its flexibility to lower capital spending or sell assets; its sound bank relationships; its solid standing in credit markets; and its generally prudent risk management. The company has a proven track record of successfully accessing the capital markets, even during very challenging market conditions, such as those witnessed in late 2008 and early 2009.

There is also significant covenant headroom under its debt agreements. With total debt to capital (as defined) of 58% as of Dec. 31, 2010, compared with the requirement to maintain leverage below 65%, and interest coverage (as defined) of 3.6x compared with the minimum level of 1.8x, Aqua America is comfortably in compliance with its financial covenants.

Recovery analysis

We rate Aqua Pennsylvania's first mortgage bonds (FMBs) 'AA-', one notch higher than the corporate credit rating, based on a recovery rating of '1+' under our recovery methodology for regulated utilities. The '1+' recovery rating reflects the very strong asset protection provided by the utility's asset base (collateral-to-secured-debt ratio of at least 1.5x), the relatively stable value of assets of regulated utilities even in a default, and restrictions on the issuance of additional secured debt.

Outlook

The stable outlook reflects Standard & Poor's expectation of adequate and timely rate relief, management of the company's growth strategy, and maintenance of an appropriate financial risk profile. We could lower the rating if the regulatory environment in Pennsylvania takes an unfavorable shift or the company increases debt to finance acquisitions or capital spending, resulting in consolidated FFO to debt below 15% and leverage above 60%. Although less likely, we could raise the rating if regulators provide significant rate increases and above-average returns on equity that result in Aqua America's generating cash flow that is materially stronger than we expect, with FFO to debt of at least 25% and leverage below 55%.

Related Criteria And Research

- "Criteria: Key Credit Factors: Business And Financial Risks In the Investor-Owned Utilities Industry," Nov. 26, 2008

Copyright © 2011 by Standard & Poor's Financial Services LLC (S&P), a subsidiary of The McGraw-Hill Companies, Inc. All rights reserved.

No content (including ratings, credit-related analyses and data, model, software or other application or output therefrom) or any part thereof (Content) may be modified, reverse engineered, reproduced or distributed in any form by any means, or stored in a database or retrieval system, without the prior written permission of S&P. The Content shall not be used for any unlawful or unauthorized purposes. S&P, its affiliates, and any third-party providers, as well as their directors, officers, shareholders, employees or agents (collectively S&P Parties) do not guarantee the accuracy, completeness, timeliness or availability of the Content. S&P Parties are not responsible for any errors or omissions, regardless of the cause, for the results obtained from the use of the Content, or for the security or maintenance of any data input by the user. The Content is provided on an "as is" basis. S&P PARTIES DISCLAIM ANY AND ALL EXPRESS OR IMPLIED WARRANTIES, INCLUDING, BUT NOT LIMITED TO, ANY WARRANTIES OF MERCHANTABILITY OR FITNESS FOR A PARTICULAR PURPOSE OR USE, FREEDOM FROM BUGS, SOFTWARE ERRORS OR DEFECTS, THAT THE CONTENT'S FUNCTIONING WILL BE UNINTERRUPTED OR THAT THE CONTENT WILL OPERATE WITH ANY SOFTWARE OR HARDWARE CONFIGURATION. In no event shall S&P Parties be liable to any party for any direct, indirect, incidental, exemplary, compensatory, punitive, special or consequential damages, costs, expenses, legal fees, or losses (including, without limitation, lost income or lost profits and opportunity costs) in connection with any use of the Content even if advised of the possibility of such damages.

Credit-related analyses, including ratings, and statements in the Content are statements of opinion as of the date they are expressed and not statements of fact or recommendations to purchase, hold, or sell any securities or to make any investment decisions. S&P assumes no obligation to update the Content following publication in any form or format. The Content should not be relied on and is not a substitute for the skill, judgment and experience of the user, its management, employees, advisors and/or clients when making investment and other business decisions. S&P's opinions and analyses do not address the suitability of any security. S&P does not act as a fiduciary or an investment advisor. While S&P has obtained information from sources it believes to be reliable, S&P does not perform an audit and undertakes no duty of due diligence or independent verification of any information it receives.

S&P keeps certain activities of its business units separate from each other in order to preserve the independence and objectivity of their respective activities. As a result, certain business units of S&P may have information that is not available to other S&P business units. S&P has established policies and procedures to maintain the confidentiality of certain non-public information received in connection with each analytical process.

S&P may receive compensation for its ratings and certain credit-related analyses, normally from issuers or underwriters of securities or from obligors. S&P reserves the right to disseminate its opinions and analyses. S&P's public ratings and analyses are made available on its Web sites, www.standardandpoors.com (free of charge), and www.ratingsdirect.com and www.globalcreditportal.com (subscription), and may be distributed through other means, including via S&P publications and third-party redistributors. Additional information about our ratings fees is available at www.standardandpoors.com/usratingsfees.

AQUA PENNSYLVANIA, INC.
2011 RATE CASE
FILING REQUIREMENTS

G. Rate of Return

RR18. Please provide copies of all bond rating reports relating to the Company and, if applicable, its parent for the past two years.

A. Please refer to RR17.

AQUA PENNSYLVANIA, INC.
2011 RATE CASE
FILING REQUIREMENTS

G. Rate of Return


RR19. Please supply copies of all presentations by the Company's and, if applicable, its parent's management to securities analysts during the past 2 years. This would include presentations of financial projections.

- A. Attached is a copy of the parent company's material presented to analysts in June 2011. This presentation is substantially the same as that presented over the past two years, but has been continually updated with current information.

The presentations have also included copies of Aqua America Inc. (Parent Company) Annual Report and SEC Filings.

Neither the Company nor its Parent Company have provided analysts with financial projections during the presentations.

Dave Smeltzer, Chief Financial Officer, Aqua America, Inc
New York City, June 14, 2011



Forward Looking Statement

This presentation contains in addition to historical information, forward-looking statements based on assumptions made by management regarding future circumstances over which the company may have little or no control, that involve risks, uncertainties and other factors that may cause actual results to be materially different from any future results expressed or implied by such forward-looking statements. These factors include, among others, the following: general economic and business conditions; weather conditions affecting customers' water usage or the company's cost of operations; the success of cost containment initiatives, including costs arising from changes in regulations; regulatory treatment of rate increase requests; availability and cost of capital; the success of growth initiatives, including pending acquisitions; the effect of regulation on consolidation of the industry; the ability to generate earnings from capital investment; and other factors discussed in our Form 10-K for the fiscal year ended December 31, 2010, which is on file with the SEC. We undertake no obligation to publicly update or revise any forward-looking statement.

Non-GAAP Reconciliation
For reconciliation of non-GAAP financial measures, see the Investor Relations section of the company's Web site at www.aquamerica.com

AQUA 3

Aqua America

- Large Multi-state Water/Wastewater Company
- 11 Years of Net Income/Dividend Growth
 - 2010: \$726m Revenue; \$124m Net Income; \$396m EBITDA
- Growth-Through-Acquisition Strategy
- No Risk of Product Substitution
 - Major Investment Opportunity/Rate of Return Regulation

AQUA 3

Operating Locations

Service territory in 12 states with approximately 950,000 customers
More than 200 acquisitions and growth ventures since 1995



AQUA 4

Operating Locations

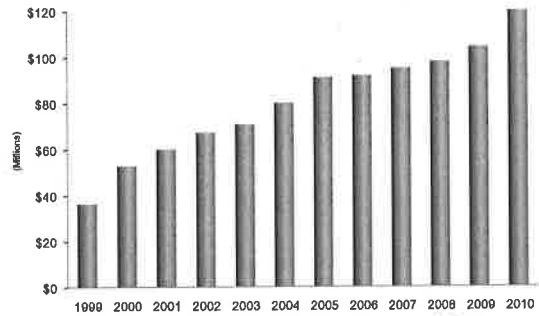
Growth Progression



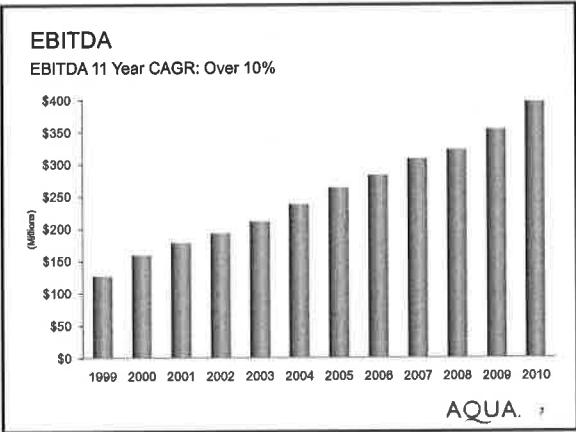
AQUA 5

11 Years of Net Income Growth

Net Income 11 Year CAGR: 11.8%



AQUA 6



Financial Results

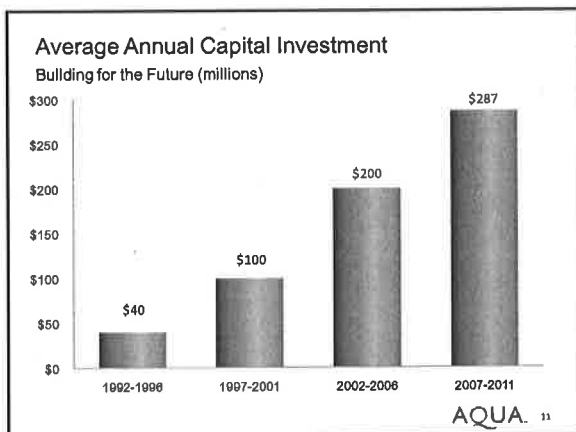
Q1 2011 vs. Q1 2010

In thousands, except per share	Q1 2011	Q1 2010	Variance Percent
Operating Income	\$67,325	\$67,601	-0.4%
Diluted GAAP Net Income per share	\$0.22	\$0.16	37.5%

AQUA 8

- ### U.S. Water Industry Opportunity
- Consolidation and Customer Growth
- Highly fragmented; small private sector
 - 50,000 systems regulated by EPA
 - 85% municipal
 - 15% private
 - Niche industry, 10 publicly traded players
 - Total market cap = \$10.2 billion
 - Significant barriers to entry, monopoly status
 - Start-ups have not been successful
 - Growth-through-acquisition potential
 - Typical utilities achieve 1% customer growth
 - WTR 10 year average equals 5.4% due to acquisitions
- AQUA 9

- ### Top Line Growth Platform
- Acquisitions (Units)
 - "Tuck Ins and Platform Builders"
 - 18 acquisitions in 2009
 - 23 acquisitions in 2010
 - Potential Organic Growth in Southern States
 - Pricing Growth through Capital Investment
 - Investing \$300M annually
 - \$1.3B over the past 5 years
 - Return of and on CapX through regulatory process
- AQUA 10



U.S. Regulated Model

Cap-Ex Investment Is Accretive

HYPOTHETICAL EXAMPLE

Invest in Water Plant	\$44.00
Capitalize 50% with Equity (1 share of WTR)	\$22.00
2010 Earnings per share (on 137 million shares)	\$0.90

Earning a 10% ROE on newly issued shares trading above Book Value is accretive to existing earnings per share

AQUA 12

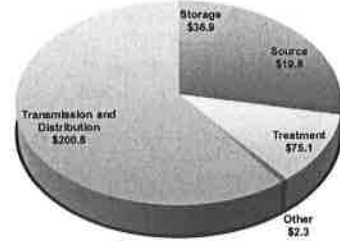
Rate Activity
(Millions)

Rates Received in 2010	\$33.9
Rates Pending in 2011*	\$26

*The timing and extent of rate requests granted will vary by state

EPA's Estimate of the National Need for Water Infrastructure Investment

\$335 billion needed from 2007-2027, an increase of \$58 billion from the 2003 report, to ensure compliance with existing and future water regulations.



Source: 2008 EPA Needs Survey

Infrastructure Investments

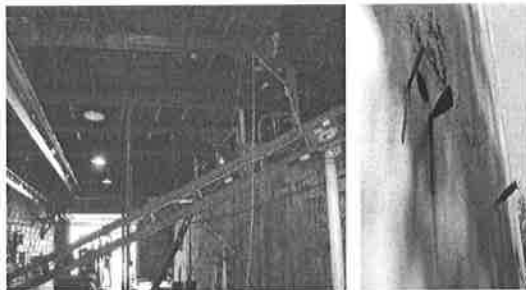


Key Aqua States with Pipe Surcharges


State	Allowed Rate Increase %
IL	15%
OH	9%

California and New York have decoupling mechanisms

Emlenton PA WTP & Tank - Before



Emlenton PA WTP & Tank - After




Sustainability



125 Year Record of Protecting the Environment

AQUA. 19

"Green" Messaging and Sustainability Efforts


AQUA 

- Produced Aqua's first sustainability report
 - Updated for 2011
- Environmental Awards
 - "Green Power" award (PennFuture)
 - Governor's Award for Environmental Excellence (PA Environmental Council)
 - Award from the Water Resources Association
- Created electronic billing option for customers

AQUA. 20

Ingram's Mill – Solar Farm




AQUA. 21

New Opportunities

Marcellus Shale

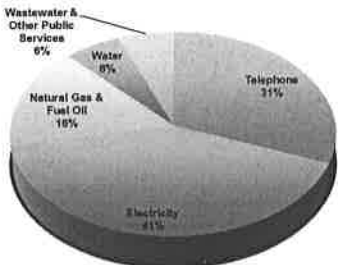
AQUA. 22



AQUA. 23

Water: The Most Affordable Utility

A water bill is .5% of household incomes vs. EPA threshold of 2% for affordability



Utility	Percentage
Telephone	21%
Electricity	21%
Natural Gas & Fuel Oil	18%
Water	8%
Wastewater & Other Public Services	6%

Source: 2008 EPA Needs Survey

AQUA. 24

Cost Per Gallon Comparison

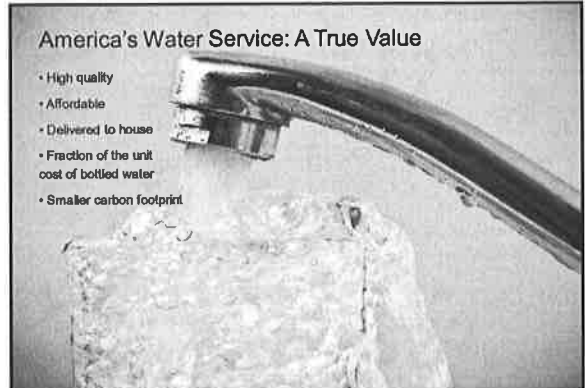
Starbuck's Caff. Mocha	\$29.58
Coke Cola	\$4.17
Aqua Tap Water	\$0.01

Source: HARUC, 2009

AQUA 25

America's Water Service: A True Value

- High quality
- Affordable
- Delivered to house
- Fraction of the unit cost of bottled water
- Smaller carbon footprint



AQUA 26

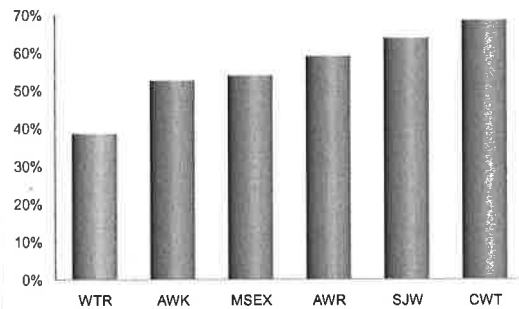
How Aqua Keeps Rate Increases Down

- Low Operating Cost Structure
 - Lowest of major multi-state water utilities
- Low Cost of Debt Structure

AQUA 27

Controlling Operating Expenses

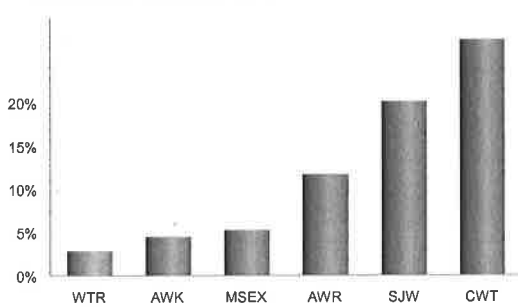
2010 O&M/Revenue = Efficiency Ratio



AQUA 28

Peer Comparison

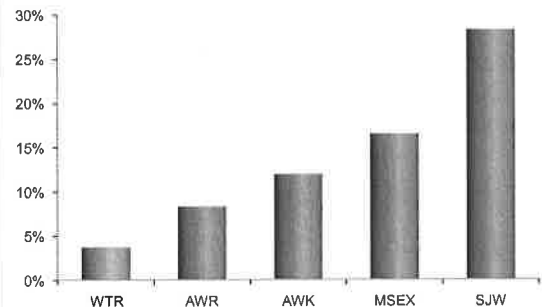
Purchased Water to Revenue - 2010



AQUA 29


Pension Expense as a % of Operating Income

2010



AQUA 30

Aqua America Low Weighted-Average Cost of Long-term Fixed-rate Debt



- As of December 31, 2010 51% of Aqua America's total fixed rate long-term debt consists of low interest financing that includes tax-exempt debt and state revolving loan funds
- Number 1 Investor-owned user of Pennvest loans in Pennsylvania

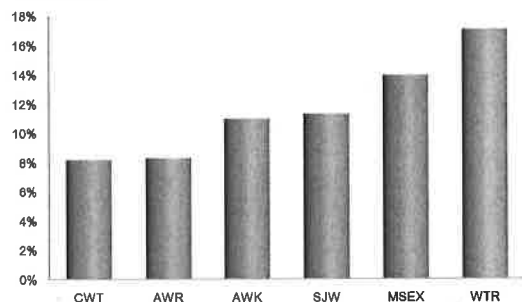
Standard & Poor's Issuers Rankings

U.S. Investor-Owned Water Utilities
U.S. Regulated Electric Utilities
Aqua Pennsylvania S&P A+

	Water	Electric
AAA	1	0%
AA+	2	2%
AA	4	11%
AA-	0%	20%
A+	0%	1%
A	0%	2%

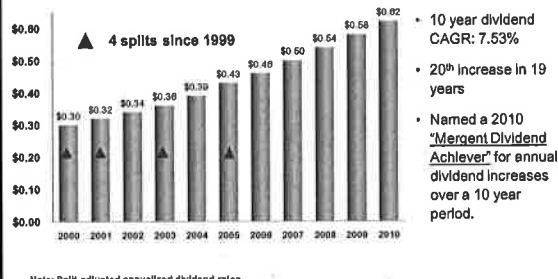
Peer Comparison

ROR - 2010



Dividend History (split-adjusted)

6.9% increase to annualized dividend rate of \$0.62 effective 12/1/10



Note: Split-adjusted annualized dividend rates

What Aqua Represents to the Investor

- A large multi-state publicly traded water utility
- Unique growth story – growth through acquisition strategy; service territories in high growth areas
- Focus on asset ownership model – invest needed capital to earn regulated return
- Financial strength; good credit quality
 - Aqua Pennsylvania; S&P A+
- History of profitability and dividend growth

Environmentally and Socially Responsible





For more information contact:
Brian Dingerlissen
Director, Investor Relations
610.645.1191
bdingerlissen@aquamerica.com

AQUA 37

Non-GAAP Reconciliation

	Quarter Ended March 31,	
	2011	2010
Net Income attributable to common shareholders (GAAP financial measure)	\$ 30,351	\$ 21,511
Less: Net state income tax benefit associated with 100% bonus depreciation	4,326	-
Income attributable to common shareholders before net state income tax benefit associated with 100% bonus depreciation (Non-GAAP financial measure)	<u>\$ 26,025</u>	<u>\$ 21,511</u>
Net Income per common share (GAAP financial measure):		
Basic	\$ 0.22	\$ 0.18
Diluted	\$ 0.22	\$ 0.18
Income per common share before net state income tax benefit associated with 100% bonus depreciation (Non-GAAP financial measure):		
Basic	\$ 0.19	\$ 0.18
Diluted	\$ 0.19	\$ 0.18
Average common shares outstanding:		
Basic	<u>137,825</u>	<u>125,508</u>
Diluted	<u>138,384</u>	<u>126,800</u>

AQUA 38

AQUA PENNSYLVANIA, INC.
2011 RATE CASE
FILING REQUIREMENTS

G. Rate of Return

RR20. Please provide a listing of all securities issuances for the Company and, if applicable, its parent projected for the next two years. The response should identify for each projected issuance the date, dollar amount, type of security, and effective cost rate.

A. The Company does expect its parent to issue securities in the next 2 years. However, the specific amount, terms and interest rate are not known presently. When this information does become available this response will be supplemented.

AQUA PENNSYLVANIA, INC.
2011 RATE CASE
FILING REQUIREMENTS

G. Rate of Return

RR21. Please identify any plan by the Company to refinance high cost long-term debt or preferred stock.

- A. Since the last rate filing, Aqua Pennsylvania, Inc. refinanced \$43.36 million of tax-exempt financing. The Company continually looks for ways to lower its cost of debt.

AQUA PENNSYLVANIA, INC.
2011 RATE CASE
FILING REQUIREMENTS

G. Rate of Return

RR22. Please provide copies of all securities analysts reports relating to the Company and/or its parent issued within the past 2 years.

A. Please see copies on enclosed CD.

AQUA PENNSYLVANIA, INC.
2011 RATE CASE
FILING REQUIREMENTS

G. Rate of Return

RR23. If applicable, please supply a listing of all common equity infusions from the parent to the Company over the past five years. In each case, identify date and dollar amount.

2006	\$17,000,000
2007	\$ -
2008	\$22,500,000
2009	\$30,000,000
2010	\$69,000,000

AQUA PENNSYLVANIA, INC.
2011 RATE CASE
FILING REQUIREMENTS

G. Rate of Return

RR24. If applicable, please identify the Company's common dividend payments to its parent for each of the last five years.

2006	\$18,014,469
2007	\$39,158,000
2008	\$46,880,000
2009	\$11,273,000
2010	\$42,500,000

AQUA PENNSYLVANIA, INC.
2011 RATE CASE
FILING REQUIREMENTS

G. Rate of Return

RR25. Please provide the latest year-by-year financial projections for the Company for the next five years. Also, please indicate the date these projections were prepared; whether approved by management; and whether the projections have been submitted to bond rating agencies.

(Information should be treated in a confidential manner, if requested by the company in writing, as set forth in 52 Pa. Code 5.423).

A. The Company's financial projections for 2012 and 2013 are provided in response RR8. Financial projects for the years 2012 through 2015 have not yet been approved by company management.

AQUA PENNSYLVANIA, INC.
2011 RATE CASE
FILING REQUIREMENTS

G. Rate of Return

RR26. Please provide the Company's five-year construction budget.

A. Please see attached.

AQUA PENNSYLVANIA, INC. - WATER
DRAFT CAPITAL BUDGET - 2012 THRU 2016

DEPT	PROJECT GROUP	FP #	FP DESCRIPTION	2012	2013	2014	2015	2016	TOTAL
15/1010	0050-Expense Tracking Projects	FP15900516159	Developer Refunds	1,700,000	1,700,000	1,700,000	1,700,000	1,700,000	8,500,000
	0050-Expense Tracking Projects Total			1,700,000	1,700,000	1,700,000	1,700,000	1,700,000	8,500,000
15/2320	0105-New Mains (Ext @ Cost)	FP15900527297	New Main Extension Deposit Agreement	166,860	166,860	166,860	166,345	166,345	833,270
15/2320	0105-New Mains (Ext @ Cost)	FP15900527302	Deposits under Ext Deposit Agreement	(150,000)	(150,000)	(150,000)	(150,000)	(150,000)	(750,000)
15/7240	0105-New Mains (Ext @ Cost)	FP15724068632	S Thomas Rd, Sayre Boro	0	0	0	0	0	0
15/7440	0105-New Mains (Ext @ Cost)	FP15744060411	Hollenback Dr, Penn Lake	0	0	0	0	0	0
	0105-New Mains (Ext @ Cost) Total			16,860	16,860	16,860	16,345	16,345	83,270
15/2320	0106-Lower, Replace & Relocate	FP15900527306	Lower, Replace, Relocate Mains	221,450	221,450	221,450	221,450	221,450	1,107,250
15/2320	0106-Lower, Replace & Relocate	FP15900527353	Deposits for Lower, Repl & Relocate	(200,000)	(200,000)	(200,000)	(200,000)	(200,000)	(1,000,000)
15/4141	0106-Lower, Replace & Relocate	FP15900296714	Springhill Suites, Upper Merion Twp	0	0	0	0	0	0
15/4742	0106-Lower, Replace & Relocate	FP15900498055	Greystone South, W Goshen Twp	0	0	0	0	0	0
	0106-Lower, Replace & Relocate Total			21,450	21,450	21,450	21,450	21,450	107,250
15/2320	0107-Install Mains- Co Expense	FP15900376272	Edgely to Green Lane 16" Trans. MAI	0	0	0	0	0	0
15/2320	0107-Install Mains- Co Expense	FP15900388793	2nd Ave. Transmission Main, Bristol	0	0	0	0	0	0
15/2320	0107-Install Mains- Co Expense	FP15900392900	2nd Ave Transmission Main	0	0	0	0	0	0
15/2320	0107-Install Mains- Co Expense	FP15900527324	Unidentified Mains Company Expense	427,450	427,450	427,450	427,450	427,450	2,137,250
15/2320	0107-Install Mains- Co Expense	FP15900558270	Inst Parallel 10" Main - Rt 513	0	0	0	0	0	0
15/2330	0107-Install Mains- Co Expense	FP15900397274	Install Pipe to new Phila Booster	270,975	0	0	0	0	270,975
15/7140	0107-Install Mains- Co Expense	FP15714072594	Trush Ave Main Extension	0	0	0	0	0	0
15/7240	0107-Install Mains- Co Expense	FP15724059246	Wildwood Well Transmission Main	484,027	0	0	0	0	484,027
15/7340	0107-Install Mains- Co Expense	FP15734059288	Manning Well Transmission Main	498,000	0	0	0	0	498,000
15/7440	0107-Install Mains- Co Expense	FP15744061355	Inspect Mains Eagle Rock	0	0	0	0	0	0
15/7440	0107-Install Mains- Co Expense	FP15744091995	Inspect Mains Eagle Rock	20,600	20,600	20,600	20,600	20,600	103,000
15/7840	0107-Install Mains- Co Expense	FP15784026543	C Company Funded Water Mains	50,000	50,000	50,000	50,000	50,000	250,000
15/7840	0107-Install Mains- Co Expense	FP15784084814	SR 58 Coolspring to Avalon Springs	0	0	0	0	0	0
	0107-Install Mains- Co Expense Total			1,751,051	498,050	498,050	498,050	498,050	3,743,251
15/2320	0108-Mains Partially Funded By	FP15900400945	Norwood Rd, Downingtown	0	0	0	0	0	0
15/2320	0108-Mains Partially Funded By	FP15900482754	Main Relocate - Campus Dr, WC	0	0	0	0	0	0
15/2320	0108-Mains Partially Funded By	FP15900527330	Partial Contribution-Developer Ext	0	0	0	0	0	0
15/2320	0108-Mains Partially Funded By	FP15900527333	Mainsource	320,588	320,588	320,588	320,588	320,588	1,602,938
15/2320	0108-Mains Partially Funded By	FP15900586013	Partial Contribution-Developer Ext	206,000	206,000	206,000	206,000	206,000	1,030,000
15/4141	0108-Mains Partially Funded By	FP15900191957	Vassar Rd, reloc Blow off	0	0	0	0	0	0
15/7140	0108-Mains Partially Funded By	FP15714014292	Developer Mains - Roaring Creek	28,840	28,840	28,840	28,840	28,840	144,200
15/7240	0108-Mains Partially Funded By	FP15724010790	Developer Main - Susquehanna	10,300	10,300	10,300	10,300	10,300	51,500
15/7340	0108-Mains Partially Funded By	FP15734010793	Developer Mains - Waymart	5,150	5,150	5,150	5,150	5,150	25,750
15/7440	0108-Mains Partially Funded By	FP15744027513	Developer Mains - White Haven	10,300	10,300	10,300	10,300	10,300	51,500
15/7482	0108-Mains Partially Funded By	FP15744070933	Sleepy Hollow Phase III	0	0	0	0	0	0
15/7840	0108-Mains Partially Funded By	FP15784010137	Co Funds Required-Oversizing	50,000	50,000	50,000	50,000	50,000	250,002
	0108-Mains Partially Funded By Total			631,178	631,178	631,178	631,178	631,178	3,155,889
15/4015	0109-Main Replacements-Non-Surchg	FP15900598355	Unidentified Main Repl (non-DSIC)	5,453,856	13,871,634	21,119,332	10,341,378	11,374,496	62,160,696
15/7140	0109-Main Replacements-Non-Surchg	FP15714003858	Raw Water Main RC Dam to Plant (A7)	2,142,162	0	0	0	0	2,142,162
15/7140	0109-Main Replacements-Non-Surchg	FP15714059231	Links Well #2 Raw Water Main Repl	0	0	0	0	0	0
	0109-Main Replacements-Non-Surchg Total			7,596,018	13,871,634	21,119,332	10,341,378	11,374,496	64,302,858

AQUA PENNSYLVANIA, INC. - WATER
DRAFT CAPITAL BUDGET - 2012 THRU 2016

DEPT	PROJECT GROUP	FP #	FP DESCRIPTION	2012	2013	2014	2015	2016	TOTAL
15/2330	0110-Main Repl, Surcharge	FP15900558275	Upgd Main from Pickering to Rt 252	0	2,500,000	2,500,000	2,500,000	0	7,500,000
15/4015	0110-Main Repl, Surcharge	FP15900542958	Future Main Replacement Projects	48,426,769	78,578,364	49,914,827	74,704,842	7,278,788	258,903,589
15/4015	0110-Main Repl, Surcharge	FP15900566252	MR/TI Carryover Funding (2010)	0	0	0	0	0	0
15/4015	0110-Main Repl, Surcharge	FP15900573195	2011 MR TI Reserve	0	0	0	0	0	0
15/4141	0110-Main Repl, Surcharge	FP15900122773	69th Street, Upper Darby	0	0	0	0	0	0
15/4141	0110-Main Repl, Surcharge	FP15900122782	MacDade Blvd, Glenolden	0	0	0	0	0	0
15/4141	0110-Main Repl, Surcharge	FP15900127859	Mansfield Road, Lansdowne	0	0	0	0	0	0
15/4141	0110-Main Repl, Surcharge	FP15900151446	Shaw Road, Ridley Park	0	0	0	0	0	0
15/4141	0110-Main Repl, Surcharge	FP15900159817	Isabel Avenue, Glenolden	0	0	0	0	0	0
15/4141	0110-Main Repl, Surcharge	FP15900159931	Poplar Street, Sharon Hill	0	0	0	0	0	0
15/4141	0110-Main Repl, Surcharge	FP15900161651	Broadway Avenue, Clifton Heights	0	0	0	0	0	0
15/4141	0110-Main Repl, Surcharge	FP15900163557	Christian Street, Clifton Heights	0	0	0	0	0	0
15/4141	0110-Main Repl, Surcharge	FP15900163560	Wyndom Terrace, Ridley	0	0	0	0	0	0
15/4141	0110-Main Repl, Surcharge	FP15900165213	Elm Avenue, Aldan	0	0	0	0	0	0
15/4141	0110-Main Repl, Surcharge	FP15900165374	Stoney Hill Road, Ridley	0	0	0	0	0	0
15/4141	0110-Main Repl, Surcharge	FP15900166154	Blackburn Ave, Lansdowne/U Darby	0	0	0	0	0	0
15/4141	0110-Main Repl, Surcharge	FP15900166155	Burnside Avenue, Sharon Hill	0	0	0	0	0	0
15/4141	0110-Main Repl, Surcharge	FP15900166157	North Jackson Street, Media	0	0	0	0	0	0
15/4141	0110-Main Repl, Surcharge	FP15900166158	Leon Avenue, Norwood	0	0	0	0	0	0
15/4141	0110-Main Repl, Surcharge	FP15900166160	Marks Avenue, Darby Borough	0	0	0	0	0	0
15/4141	0110-Main Repl, Surcharge	FP15900166161	Mary Street, Upper Darby	0	0	0	0	0	0
15/4141	0110-Main Repl, Surcharge	FP15900166162	Pennsylvania Avenue, Prospect Park	0	0	0	0	0	0
15/4141	0110-Main Repl, Surcharge	FP15900166164	Ridley Creek Rd, Upper Providence	0	0	0	0	0	0
15/4141	0110-Main Repl, Surcharge	FP15900166165	Riverview Avenue, Upper Darby	0	0	0	0	0	0
15/4141	0110-Main Repl, Surcharge	FP15900166167	Roselawn Avenue, Upper Darby	0	0	0	0	0	0
15/4141	0110-Main Repl, Surcharge	FP15900166168	Shadeland Ave, Lansdowne/U Darby	0	0	0	0	0	0
15/4141	0110-Main Repl, Surcharge	FP15900166169	Sheffield Drive, Springfield (Delco)	0	0	0	0	0	0
15/4141	0110-Main Repl, Surcharge	FP15900166170	Timberlake Rd, Upper Darby	0	0	0	0	0	0
15/4141	0110-Main Repl, Surcharge	FP15900166172	Vassar Avenue, Swarthmore	0	0	0	0	0	0
15/4141	0110-Main Repl, Surcharge	FP15900166173	W Marshall Rd, Lansdowne/U Darby	0	0	0	0	0	0
15/4141	0110-Main Repl, Surcharge	FP15900166174	Wellington Rd, Upper Darby	0	0	0	0	0	0
15/4141	0110-Main Repl, Surcharge	FP15900166175	Wildwood Avenue, East Lansdowne	0	0	0	0	0	0
15/4141	0110-Main Repl, Surcharge	FP15900166692	Derwyn Avenue, Marple	0	0	0	0	0	0
15/4141	0110-Main Repl, Surcharge	FP15900169834	Hillborn Ave, Swarthmore	0	0	0	0	0	0
15/4141	0110-Main Repl, Surcharge	FP15900171434	2nd Ave, Tinticum	0	0	0	0	0	0
15/4141	0110-Main Repl, Surcharge	FP15900171473	Jansen Ave, Tinticum	0	0	0	0	0	0
15/4141	0110-Main Repl, Surcharge	FP15900176495	Beechtree Str, Marple Twp, Delco	0	0	0	0	0	0
15/4141	0110-Main Repl, Surcharge	FP15900177993	Benjamin West Ave, Swarthmore	0	0	0	0	0	0
15/4141	0110-Main Repl, Surcharge	FP15900178193	4th Ave, Tinticum, Delco	0	0	0	0	0	0
15/4141	0110-Main Repl, Surcharge	FP15900178195	Bellevue Ave, Springfield, Delco	0	0	0	0	0	0
15/4141	0110-Main Repl, Surcharge	FP15900179734	Dogwood Lane, Marple	0	0	0	0	0	0
15/4141	0110-Main Repl, Surcharge	FP15900179873	Eastburn, Marple Twp	0	0	0	0	0	0
15/4141	0110-Main Repl, Surcharge	FP15900179894	Jefferson, Neith Providence	0	0	0	0	0	0
15/4141	0110-Main Repl, Surcharge	FP15900181434	Johnson Ave, Ridley Park	0	0	0	0	0	0
15/4141	0110-Main Repl, Surcharge	FP15900181853	Villanova Ave, Ridley	0	0	0	0	0	0
15/4141	0110-Main Repl, Surcharge	FP15900182493	Brainerd Boulevard, Sharon Hill	0	0	0	0	0	0
15/4141	0110-Main Repl, Surcharge	FP15900182528	Roosevelt Avenue, Haverford	0	0	0	0	0	0
15/4141	0110-Main Repl, Surcharge	FP15900187095	Burmout Rd, Upper Darby	0	0	0	0	0	0
15/4141	0110-Main Repl, Surcharge	FP15900187173	Colson Rd, Ridley	0	0	0	0	0	0

AQUA PENNSYLVANIA, INC. - WATER
DRAFT CAPITAL BUDGET - 2012 THRU 2016

DEPT	PROJECT GROUP	FP #	FP DESCRIPTION	2012	2013	2014	2015	2016	TOTAL
15/4141	0110-Main Repl, Surcharge	FP15900187233	Edgewood Rd, Marple Twp	0	0	0	0	0	0
15/4141	0110-Main Repl, Surcharge	FP15900187454	Green Valley Rd, Nether Providence	0	0	0	0	0	0
15/4141	0110-Main Repl, Surcharge	FP15900187484	North Ave, Springfield	0	0	0	0	0	0
15/4141	0110-Main Repl, Surcharge	FP15900187873	South Bishop Ave, Upper Darby	0	0	0	0	0	0
15/4141	0110-Main Repl, Surcharge	FP15900187894	Strathaven Dr, Marple	0	0	0	0	0	0
15/4141	0110-Main Repl, Surcharge	FP15900188833	Fairview Ave, Marple Twp	0	0	0	0	0	0
15/4141	0110-Main Repl, Surcharge	FP15900189674	Hillview Road, Marple	0	0	0	0	0	0
15/4141	0110-Main Repl, Surcharge	FP15900190495	Marple Road, Marple	0	0	0	0	0	0
15/4141	0110-Main Repl, Surcharge	FP15900196335	Gilbert Street, Marple Township	0	0	0	0	0	0
15/4141	0110-Main Repl, Surcharge	FP15900222810	Grange Road, Radnor	0	0	0	0	0	0
15/4141	0110-Main Repl, Surcharge	FP15900224588	Raynham Road, Lower Merion	0	0	0	0	0	0
15/4141	0110-Main Repl, Surcharge	FP15900258515	Stoke Road, Lower Merion	0	0	0	0	0	0
15/4141	0110-Main Repl, Surcharge	FP15900266177	Chauncey Rd, Lower Merion	0	0	0	0	0	0
15/4141	0110-Main Repl, Surcharge	FP15900266180	Mill Creek Road, Lower Merion	0	0	0	0	0	0
15/4141	0110-Main Repl, Surcharge	FP15900266182	Montgomery Avenue, Lower Merion	0	0	0	0	0	0
15/4141	0110-Main Repl, Surcharge	FP15900266183	Pencoyd Avenue, Lower Merion	0	0	0	0	0	0
15/4141	0110-Main Repl, Surcharge	FP15900266184	Radnor Chester Rd, Radnor	0	0	0	0	0	0
15/4141	0110-Main Repl, Surcharge	FP15900266185	Ridgefield Rd, Newtown (Delco)	0	0	0	0	0	0
15/4141	0110-Main Repl, Surcharge	FP15900266186	Ridgeway Rd, Haverford	0	0	0	0	0	0
15/4141	0110-Main Repl, Surcharge	FP15900266188	S Wayne Avenue, Radnor	0	0	0	0	0	0
15/4141	0110-Main Repl, Surcharge	FP15900266190	St Pauls Rd, Lower Merion	0	0	0	0	0	0
15/4141	0110-Main Repl, Surcharge	FP15900266191	Standish Rd, Lower Merion	0	0	0	0	0	0
15/4141	0110-Main Repl, Surcharge	FP15900266192	Wynnewood Ave, Narberth	0	0	0	0	0	0
15/4141	0110-Main Repl, Surcharge	FP15900268245	Buck Lane, Haverford	0	0	0	0	0	0
15/4141	0110-Main Repl, Surcharge	FP15900268392	Saratoga Road, Easttown	0	0	0	0	0	0
15/4141	0110-Main Repl, Surcharge	FP15900268722	Lowrys Lane, Radnor	0	0	0	0	0	0
15/4141	0110-Main Repl, Surcharge	FP15900269837	Oakwood Rd, Schuylkill Twp	0	0	0	0	0	0
15/4141	0110-Main Repl, Surcharge	FP15900271559	Dunminning Rd, Newtown	0	0	0	0	0	0
15/4141	0110-Main Repl, Surcharge	FP15900273252	Dorset Rd, Easttown Twp	0	0	0	0	0	0
15/4141	0110-Main Repl, Surcharge	FP15900273453	Greenbriar Lane, Newtown	0	0	0	0	0	0
15/4141	0110-Main Repl, Surcharge	FP15900273893	Smedly Lane, Newtown	0	0	0	0	0	0
15/4141	0110-Main Repl, Surcharge	FP15900278014	Cambridge Rd, Upper Merion	0	0	0	0	0	0
15/4141	0110-Main Repl, Surcharge	FP15900278194	Anthony Wayne Dr, Tredyffrin, Chesc	0	0	0	0	0	0
15/4141	0110-Main Repl, Surcharge	FP15900278214	Fenimore Ln, Radnor, Delco	0	0	0	0	0	0
15/4141	0110-Main Repl, Surcharge	FP15900278233	Matsonford Rd, WConshohocken LM	0	0	0	0	0	0
15/4141	0110-Main Repl, Surcharge	FP15900279713	Charles Dr, Radnor	0	0	0	0	0	0
15/4141	0110-Main Repl, Surcharge	FP15900279733	Devon Ave, Radnor	0	0	0	0	0	0
15/4141	0110-Main Repl, Surcharge	FP15900279853	Black Rock Stream Crossing, L.Merion	0	0	0	0	0	0
15/4141	0110-Main Repl, Surcharge	FP15900279874	Gypsy Lane, Upper Merion	0	0	0	0	0	0
15/4141	0110-Main Repl, Surcharge	FP15900279933	Lindsey Dr, Easttown	0	0	0	0	0	0
15/4141	0110-Main Repl, Surcharge	FP15900281857	Wilson Rd, Upper Merion	0	0	0	0	0	0
15/4141	0110-Main Repl, Surcharge	FP15900282525	Golfview Road, Haverford	0	0	0	0	0	0
15/4141	0110-Main Repl, Surcharge	FP15900282532	Strathmore Road, Haverford	0	0	0	0	0	0
15/4141	0110-Main Repl, Surcharge	FP15900287093	Berkley Rd, Lower Merion	0	0	0	0	0	0
15/4141	0110-Main Repl, Surcharge	FP15900287133	Cedar Ln, Lower Merion	0	0	0	0	0	0
15/4141	0110-Main Repl, Surcharge	FP15900287214	E Spring Ave, Lower Merion	0	0	0	0	0	0
15/4141	0110-Main Repl, Surcharge	FP15900287433	Great Springs Rd, Lower Merion	0	0	0	0	0	0
15/4141	0110-Main Repl, Surcharge	FP15900287453	Great Springs Rd #2, Lower Merion	0	0	0	0	0	0
15/4141	0110-Main Repl, Surcharge	FP15900287475	Linwood Ave, Lower Merion	0	0	0	0	0	0

AQUA PENNSYLVANIA, INC. - WATER
 DRAFT CAPITAL BUDGET - 2012 THRU 2016

DEPT	PROJECT GROUP	FP #	FP DESCRIPTION	2012	2013	2014	2015	2016	TOTAL
15/4141	0110-Main Repl,Surcharge	FP15900287481	Mill Lane, East Whiteland	0	0	0	0	0	0
15/4141	0110-Main Repl,Surcharge	FP15900287513	North Spring Mill Rd, Lwr Merion	0	0	0	0	0	0
15/4141	0110-Main Repl,Surcharge	FP15900287913	Summit Street, Upper Merion Twp	0	0	0	0	0	0
15/4141	0110-Main Repl,Surcharge	FP15900288893	Lewis Rd, Newtown Delco	0	0	0	0	0	0
15/4141	0110-Main Repl,Surcharge	FP15900289653	Maple Road, Haverford	0	0	0	0	0	0
15/4141	0110-Main Repl,Surcharge	FP15900296334	Creighton Road, Lower Merion	0	0	0	0	0	0
15/4141	0110-Main Repl,Surcharge	FP15900296339	Conestoga Road, Radnor	0	0	0	0	0	0
15/4442	0110-Main Repl,Surcharge	FP15900301723	Hampshire Drive, New Britain Twp.	0	0	0	0	0	0
15/4442	0110-Main Repl,Surcharge	FP15900317661	York Road, Hatboro	0	0	0	0	0	0
15/4442	0110-Main Repl,Surcharge	FP15900322729	Byberry Rd #2, Upper Moreland	0	0	0	0	0	0
15/4442	0110-Main Repl,Surcharge	FP15900322740	Flourtown Rd, Whittemarsh	0	0	0	0	0	0
15/4442	0110-Main Repl,Surcharge	FP15900322755	Magnolia Avenue, Bristol Twp	0	0	0	0	0	0
15/4442	0110-Main Repl,Surcharge	FP15900329269	Cedar Avenue, Bristol	0	0	0	0	0	0
15/4442	0110-Main Repl,Surcharge	FP15900356856	Harris Avenue, Bristol Township	0	0	0	0	0	0
15/4442	0110-Main Repl,Surcharge	FP15900358525	Hillcrest Avenue, Bristol Twp.	0	0	0	0	0	0
15/4442	0110-Main Repl,Surcharge	FP15900359813	Kareve Drive, Plymouth	0	0	0	0	0	0
15/4442	0110-Main Repl,Surcharge	FP15900362151	Old Orchard Road, Chalfont	0	0	0	0	0	0
15/4442	0110-Main Repl,Surcharge	FP15900365214	Grove Avenue, Springfield (Montco)	0	0	0	0	0	0
15/4442	0110-Main Repl,Surcharge	FP15900365313	New Street, Springfield (Montco)	0	0	0	0	0	0
15/4442	0110-Main Repl,Surcharge	FP15900365733	Jefferson Ave, Hatboro	0	0	0	0	0	0
15/4442	0110-Main Repl,Surcharge	FP15900365753	Jenkintown Rd, Abington	0	0	0	0	0	0
15/4442	0110-Main Repl,Surcharge	FP15900366054	Butler Pike, Plymouth/Whitemarsh	0	0	0	0	0	0
15/4442	0110-Main Repl,Surcharge	FP15900366056	Dreshertown Rd, Upper Dublin	0	0	0	0	0	0
15/4442	0110-Main Repl,Surcharge	FP15900366057	Easton Road, Upper Moreland	0	0	0	0	0	0
15/4442	0110-Main Repl,Surcharge	FP15900366072	Firethorne La, Springfield (Montco)	0	0	0	0	0	0
15/4442	0110-Main Repl,Surcharge	FP15900366073	Grovania Avenue, Abington	0	0	0	0	0	0
15/4442	0110-Main Repl,Surcharge	FP15900366074	Haws Lane, Springfield (Montco)	0	0	0	0	0	0
15/4442	0110-Main Repl,Surcharge	FP15900366093	Old Farm Road, Cheltenham	0	0	0	0	0	0
15/4442	0110-Main Repl,Surcharge	FP15900366096	Marion Road, Cheltenham	0	0	0	0	0	0
15/4442	0110-Main Repl,Surcharge	FP15900366098	Roberts Avenue, Abington	0	0	0	0	0	0
15/4442	0110-Main Repl,Surcharge	FP15900366100	S Warminster Rd, Hatboro, U Moreland	0	0	0	0	0	0
15/4442	0110-Main Repl,Surcharge	FP15900366101	Skrobul Rd, Hatboro/U Moreland	0	0	0	0	0	0
15/4442	0110-Main Repl,Surcharge	FP15900366102	Station Ave, Springfield (Montco)	0	0	0	0	0	0
15/4442	0110-Main Repl,Surcharge	FP15900366103	Sunnybrook Rd, Whitemarsh	0	0	0	0	0	0
15/4442	0110-Main Repl,Surcharge	FP15900366105	Sunnehanna Rd, Abington	0	0	0	0	0	0
15/4442	0110-Main Repl,Surcharge	FP15900366106	Thomas Rd, Whitemarsh/Springfield	0	0	0	0	0	0
15/4442	0110-Main Repl,Surcharge	FP15900366107	Tookany Creek Parkway, Cheltenham	0	0	0	0	0	0
15/4442	0110-Main Repl,Surcharge	FP15900366108	Valley Road, Cheltenham	0	0	0	0	0	0
15/4442	0110-Main Repl,Surcharge	FP15900366109	Vernon Rd, Jenkintown	0	0	0	0	0	0
15/4442	0110-Main Repl,Surcharge	FP15900366110	W Cheltenham Ave, Phila/Cheltenham	0	0	0	0	0	0
15/4442	0110-Main Repl,Surcharge	FP15900366111	W Laurel Ave, Cheltenham	0	0	0	0	0	0
15/4442	0110-Main Repl,Surcharge	FP15900366112	W Monument Ave, Hatboro/U Moreland	0	0	0	0	0	0
15/4442	0110-Main Repl,Surcharge	FP15900366116	Washington La, Cheltenham	0	0	0	0	0	0
15/4442	0110-Main Repl,Surcharge	FP15900366117	Windsor Avenue, Hatboro	0	0	0	0	0	0
15/4442	0110-Main Repl,Surcharge	FP15900366193	1st Avenue, Bristol Twp	0	0	0	0	0	0
15/4442	0110-Main Repl,Surcharge	FP15900369157	Bethlehem Pike Stream Crossing	0	0	0	0	0	0
15/4442	0110-Main Repl,Surcharge	FP15900369412	Cricket Avenue, Abington	0	0	0	0	0	0
15/4442	0110-Main Repl,Surcharge	FP15900369932	Heather Road, Cheltenham	0	0	0	0	0	0
15/4442	0110-Main Repl,Surcharge	FP15900369941	Washington Lane, Jenkintown	0	0	0	0	0	0

AQUA PENNSYLVANIA, INC. - WATER
 DRAFT CAPITAL BUDGET - 2012 THRU 2016

DEPT	PROJECT GROUP	FP #	FP DESCRIPTION	2012	2013	2014	2015	2016	TOTAL
15/4442	0110-Main Repl, Surcharge	FP15900370913	Castlewood, Abington	0	0	0	0	0	0
15/4442	0110-Main Repl, Surcharge	FP15900370952	Rydal Rd, Abington	0	0	0	0	0	0
15/4442	0110-Main Repl, Surcharge	FP15900371232	Bancouer, Cheltenham	0	0	0	0	0	0
15/4442	0110-Main Repl, Surcharge	FP15900371433	Whitehall Dr, Upper Moreland	0	0	0	0	0	0
15/4442	0110-Main Repl, Surcharge	FP15900373253	Rockwell Rd, Abington	0	0	0	0	0	0
15/4442	0110-Main Repl, Surcharge	FP15900373592	Erfien Road, Cheltenham	0	0	0	0	0	0
15/4442	0110-Main Repl, Surcharge	FP15900374013	Cheltenham Hills Dr, Cheltenham	0	0	0	0	0	0
15/4442	0110-Main Repl, Surcharge	FP15900374273	Perry Street, Abington	0	0	0	0	0	0
15/4442	0110-Main Repl, Surcharge	FP15900376232	Camp Hill Road II, Springfield (M)	0	0	0	0	0	0
15/4442	0110-Main Repl, Surcharge	FP15900376512	Susquehanna Str, Abington	0	0	0	0	0	0
15/4442	0110-Main Repl, Surcharge	FP15900378015	Malinda Dr, Bristol	0	0	0	0	0	0
15/4442	0110-Main Repl, Surcharge	FP15900378215	Highland Ave, Abington, Montco	0	0	0	0	0	0
15/4442	0110-Main Repl, Surcharge	FP15900378216	Maple, Conshohocken, Montco	0	0	0	0	0	0
15/4442	0110-Main Repl, Surcharge	FP15900379815	Fitzwatertown Road, Upper Moreland	0	0	0	0	0	0
15/4442	0110-Main Repl, Surcharge	FP15900379893	Hillcrest Ave, Chalfont	0	0	0	0	0	0
15/4442	0110-Main Repl, Surcharge	FP15900379934	Lodges Lane, Cheltenham	0	0	0	0	0	0
15/4442	0110-Main Repl, Surcharge	FP15900379935	Papermill Rd, Springfield, Montco	0	0	0	0	0	0
15/4442	0110-Main Repl, Surcharge	FP15900379938	Terwood Rd, U Moreland	0	0	0	0	0	0
15/4442	0110-Main Repl, Surcharge	FP15900381453	Old York Rd, Cheltenham	0	0	0	0	0	0
15/4442	0110-Main Repl, Surcharge	FP15900382545	New Second Street, Cheltenham	0	0	0	0	0	0
15/4442	0110-Main Repl, Surcharge	FP15900385453	Fleetwing Drive, Bristol Twp.	0	0	0	0	0	0
15/4442	0110-Main Repl, Surcharge	FP15900387154	Central Ave, Bristol Twp	0	0	0	0	0	0
15/4442	0110-Main Repl, Surcharge	FP15900387915	Wilson Ave, Chalfont	0	0	0	0	0	0
15/4442	0110-Main Repl, Surcharge	FP15900388363	Limekiln Pike, Abington	0	0	0	0	0	0
15/4442	0110-Main Repl, Surcharge	FP15900388882	Hammond Rd, Cheltenham	0	0	0	0	0	0
15/4442	0110-Main Repl, Surcharge	FP15900394934	Limekiln Pike II, Upper Dublin	0	0	0	0	0	0
15/4742	0110-Main Repl, Surcharge	FP15900202962	Waverly Road, Lower Merion	0	0	0	0	0	0
15/4742	0110-Main Repl, Surcharge	FP15900222787	Arden Road, Upper Merion	0	0	0	0	0	0
15/4742	0110-Main Repl, Surcharge	FP15900222813	Lantern lane, Upper Merion	0	0	0	0	0	0
15/4742	0110-Main Repl, Surcharge	FP15900222814	Mount Pleasant Ave, Upper Merion	0	0	0	0	0	0
15/4742	0110-Main Repl, Surcharge	FP15900222822	Trinity Lane, Upper Merion	0	0	0	0	0	0
15/4742	0110-Main Repl, Surcharge	FP15900224589	St. Davids Avenue, Radnor	0	0	0	0	0	0
15/4742	0110-Main Repl, Surcharge	FP15900258520	Weadley Road, Upper Merion	0	0	0	0	0	0
15/4742	0110-Main Repl, Surcharge	FP15900258523	Beaumont Road, Easttown	0	0	0	0	0	0
15/4742	0110-Main Repl, Surcharge	FP15900263552	South Devon Avenue, Easttown	0	0	0	0	0	0
15/4742	0110-Main Repl, Surcharge	FP15900266119	Beth Circle, East Whiteland	0	0	0	0	0	0
15/4742	0110-Main Repl, Surcharge	FP15900266123	Contention Lane, Tredyffrin	0	0	0	0	0	0
15/4742	0110-Main Repl, Surcharge	FP15900266126	Crawford Ave, West Conshohocken	0	0	0	0	0	0
15/4742	0110-Main Repl, Surcharge	FP15900266133	Ford Street, West Conshohocken	0	0	0	0	0	0
15/4742	0110-Main Repl, Surcharge	FP15900266136	Kane Drive, East Whiteland	0	0	0	0	0	0
15/4742	0110-Main Repl, Surcharge	FP15900266137	Kent Lane, Tredyffrin	0	0	0	0	0	0
15/4742	0110-Main Repl, Surcharge	FP15900266138	Lancaster Avenue, Tredyffrin	0	0	0	0	0	0
15/4742	0110-Main Repl, Surcharge	FP15900266147	Rossiter Avenue, Schuylkill	0	0	0	0	0	0
15/4742	0110-Main Repl, Surcharge	FP15900266293	Pickering 30" Relocation	0	0	0	0	0	0
15/4742	0110-Main Repl, Surcharge	FP15900278993	Croton Road, Tredyffrin	0	0	0	0	0	0
15/4742	0110-Main Repl, Surcharge	FP15900283794	North Gulph Road, Upper Merion	0	0	0	0	0	0
15/4742	0110-Main Repl, Surcharge	FP15900294075	Railroad Avenue, Haverford	0	0	0	0	0	0
15/4742	0110-Main Repl, Surcharge	FP15900422768	Market St, West Chester	0	0	0	0	0	0
15/4742	0110-Main Repl, Surcharge	FP15900423325	Biddle Road, Uwchlan	0	0	0	0	0	0

AQUA PENNSYLVANIA, INC. - WATER
DRAFT CAPITAL BUDGET - 2012 THRU 2016

DEPT	PROJECT GROUP	FP #	FP DESCRIPTION	2012	2013	2014	2015	2016	TOTAL
15/4742	0110-Main Repl, Surcharge	FP15900465314	Oakland Drive, Uwchlan	0	0	0	0	0	0
15/4742	0110-Main Repl, Surcharge	FP15900466122	Concord Avenue, Uwchlan	0	0	0	0	0	0
15/4742	0110-Main Repl, Surcharge	FP15900466125	Conner Drive, West Whiteland	0	0	0	0	0	0
15/4742	0110-Main Repl, Surcharge	FP15900466129	E Belvidere Circle, West Whiteland	0	0	0	0	0	0
15/4742	0110-Main Repl, Surcharge	FP15900466130	Elton Circle, West Goshen	0	0	0	0	0	0
15/4742	0110-Main Repl, Surcharge	FP15900466134	Hannum Avenue, West Chester	0	0	0	0	0	0
15/4742	0110-Main Repl, Surcharge	FP15900466140	Mitchell Road, Uwchlan	0	0	0	0	0	0
15/4742	0110-Main Repl, Surcharge	FP15900466142	N Woodmont Dr, Uwchlan/E Cain	0	0	0	0	0	0
15/4742	0110-Main Repl, Surcharge	FP15900466143	Norwood Road, Uwchlan	0	0	0	0	0	0
15/4742	0110-Main Repl, Surcharge	FP15900466150	W. Belvidere Circle, West Whiteland	0	0	0	0	0	0
15/7140	0110-Main Repl, Surcharge	FP15714001342	Oak Hill Tank MR, Monroe	0	0	0	0	0	0
15/7140	0110-Main Repl, Surcharge	FP15714010196	Transmission Main Replacements	0	472,500	1,000,000	472,500	0	1,945,000
15/7140	0110-Main Repl, Surcharge	FP15714010209	Unlined CIP Main Replacements	0	0	500,000	500,000	0	1,000,000
15/7140	0110-Main Repl, Surcharge	FP15714010221	Unidentified Elysburg Transit MR	0	0	750,000	750,000	0	1,500,000
15/7140	0110-Main Repl, Surcharge	FP15714015198	Kulpmont High Pressure Main Repl	0	0	0	0	0	0
15/7140	0110-Main Repl, Surcharge	FP15714015201	Unidentified DSIC Projects - RC	0	510,000	3,000,000	4,500,000	1,000,000	9,010,000
15/7140	0110-Main Repl, Surcharge	FP15714021922	Girardville Feed	0	0	0	0	0	0
15/7140	0110-Main Repl, Surcharge	FP15714021934	SR 61, Kulpmont to Atlas	955,041	0	0	0	0	955,041
15/7140	0110-Main Repl, Surcharge	FP15714021935	Repl Shamokin Feed	0	3,978,463	0	0	0	3,978,463
15/7140	0110-Main Repl, Surcharge	FP15714021937	Replace Aristes Feed	0	0	1,246,585	0	0	1,246,585
15/7140	0110-Main Repl, Surcharge	FP15714021938	Lavelle Road, Butler Twp	0	0	0	0	0	0
15/7140	0110-Main Repl, Surcharge	FP15714021940	White Rock Phase IV	0	0	0	0	0	0
15/7140	0110-Main Repl, Surcharge	FP15714022469	Unidentified Main Repl Kratzerville	0	26,250	100,000	150,000	0	276,250
15/7140	0110-Main Repl, Surcharge	FP15714023046	Mt Carmel Main Replacement	0	0	0	0	0	0
15/7140	0110-Main Repl, Surcharge	FP15714024107	SR 487, Elysburg	250,000	0	0	0	0	250,000
15/7140	0110-Main Repl, Surcharge	FP15714056591	Natalie-Marion Heights Transmission	0	0	0	0	0	0
15/7140	0110-Main Repl, Surcharge	FP15714059226	Column Line MR	0	0	0	0	0	0
15/7140	0110-Main Repl, Surcharge	FP15714059227	Minersville & Charles, Gordon Boro	0	0	0	0	0	0
15/7140	0110-Main Repl, Surcharge	FP15714059228	Hemlock St, Elysburg	0	0	0	0	0	0
15/7140	0110-Main Repl, Surcharge	FP15714059229	Center St, Tharptown	0	747,924	0	0	0	747,924
15/7140	0110-Main Repl, Surcharge	FP15714059230	Mahanoy Ave, Trevorton	0	0	0	0	0	0
15/7140	0110-Main Repl, Surcharge	FP15714059812	White Rock Phase III, Monroe Twp.	0	0	0	0	0	0
15/7140	0110-Main Repl, Surcharge	FP15714060205	Chestnut Street, Kulpmont	0	0	0	0	0	0
15/7140	0110-Main Repl, Surcharge	FP15714060210	Whitemans Phase II	0	0	0	0	0	0
15/7140	0110-Main Repl, Surcharge	FP15714062236	Whitemans Phase III	0	0	0	0	0	0
15/7140	0110-Main Repl, Surcharge	FP15714065992	Mt Carmel 5th St Main Replacement	900,000	0	0	0	0	900,000
15/7140	0110-Main Repl, Surcharge	FP15714065996	Kingswood Dr Main Replacement	240,000	0	0	0	0	240,000
15/7140	0110-Main Repl, Surcharge	FP15714065997	Meadowbrook & Fairway Dr MR	648,000	0	0	0	0	648,000
15/7140	0110-Main Repl, Surcharge	FP15714065998	Aristes Main Replacement	0	0	0	0	0	0
15/7140	0110-Main Repl, Surcharge	FP15714065999	Mt Carmel 3rd St Main Repl	0	0	0	0	0	0
15/7140	0110-Main Repl, Surcharge	FP15714088954	Kulpmont Distribution Phase I	0	0	0	0	0	0
15/7140	0110-Main Repl, Surcharge	FP15714088955	Market Street, Mount Carmel	0	0	0	0	0	0
15/7140	0110-Main Repl, Surcharge	FP15714092097	Gordon Feed	1,090,596	0	0	0	0	1,090,596
15/7140	0110-Main Repl, Surcharge	FP15714092104	Kulp Street, Coal Twp	330,000	0	0	0	0	330,000
15/7140	0110-Main Repl, Surcharge	FP15714092106	Greenbrier Ave, Monroe Twp	375,000	0	0	0	0	375,000
15/7140	0110-Main Repl, Surcharge	FP15714092114	Mill Road, Monroe Twp	255,000	0	0	0	0	255,000
15/7140	0110-Main Repl, Surcharge	FP15714092118	Hautboy Main, Butler Township	0	0	800,000	0	0	800,000
15/7140	0110-Main Repl, Surcharge	FP15714092119	Locust Gap Highway, Mt Carmel Twp	0	1,500,000	0	0	0	1,500,000
15/7240	0110-Main Repl, Surcharge	FP15724003473	East Side MR, Sayre Borough	0	1,080,000	0	0	0	1,080,000

AQUA PENNSYLVANIA, INC. - WATER
DRAFT CAPITAL BUDGET - 2012 THRU 2016

DEPT	PROJECT GROUP	FP #	FP DESCRIPTION	2012	2013	2014	2015	2016	TOTAL
15/7240	0110-Main Repl, Surcharge	FP15724004067	First Street, Athens	0	0	105,345	0	0	105,345
15/7240	0110-Main Repl, Surcharge	FP15724010071	Pennsylvania Ave, Athens	658,169	0	0	0	0	658,169
15/7240	0110-Main Repl, Surcharge	FP15724010072	W Lockhart Street, Athens	0	0	0	0	0	0
15/7240	0110-Main Repl, Surcharge	FP15724010691	Willow Street, Athens	0	0	0	0	0	0
15/7240	0110-Main Repl, Surcharge	FP15724014287	Riverside Drive, Athens	0	0	0	0	0	0
15/7240	0110-Main Repl, Surcharge	FP15724014288	Lockhart St, Athens (Elmira-Penna)	0	377,857	0	0	0	377,857
15/7240	0110-Main Repl, Surcharge	FP15724014289	Pine Tree Road, Athens	0	421,206	0	0	0	421,206
15/7240	0110-Main Repl, Surcharge	FP15724021410	Cross Street, Sayre Borough	0	0	37,153	0	0	37,153
15/7240	0110-Main Repl, Surcharge	FP15724021411	Pinney Street, South Waverly	0	150,763	0	0	0	150,763
15/7240	0110-Main Repl, Surcharge	FP15724021412	Pinney Street, South Waverly	212,511	0	0	0	0	212,511
15/7240	0110-Main Repl, Surcharge	FP15724021413	Becraft & Fourth , Athen Township	0	36,708	0	0	0	36,708
15/7240	0110-Main Repl, Surcharge	FP15724021414	Washington St, Athens Twp	0	136,898	0	0	0	136,898
15/7240	0110-Main Repl, Surcharge	FP15724021415	Tyler Street, Athens Borough	0	0	0	0	0	0
15/7240	0110-Main Repl, Surcharge	FP15724021416	S. Hopkin Street, Sayre Borough	0	192,458	0	0	0	192,458
15/7240	0110-Main Repl, Surcharge	FP15724021417	Warren Street, South Waverly	0	0	192,857	0	0	192,857
15/7240	0110-Main Repl, Surcharge	FP15724021419	Howard Street, South Waverly	0	0	122,851	0	0	122,851
15/7240	0110-Main Repl, Surcharge	FP15724021420	Broad Street, South Waverly	0	0	102,044	0	0	102,044
15/7240	0110-Main Repl, Surcharge	FP15724056186	S. Main Street, Athens Borough	0	0	0	836,169	0	836,169
15/7240	0110-Main Repl, Surcharge	FP15724056187	Harrison Street, Sayre Borough	0	0	110,708	0	0	110,708
15/7240	0110-Main Repl, Surcharge	FP15724056188	Church Street, Athens Borough	0	0	390,241	0	0	390,241
15/7240	0110-Main Repl, Surcharge	FP15724059248	E Lockhart, Sayre Borough	0	128,758	0	0	0	128,758
15/7240	0110-Main Repl, Surcharge	FP15724059266	Layton Street, Sayre Borough	0	0	120,946	0	0	120,946
15/7240	0110-Main Repl, Surcharge	FP15724059268	South Wilber St, Sayre Boro	0	0	239,792	0	0	239,792
15/7240	0110-Main Repl, Surcharge	FP15724067272	Fulton/Park Streets, Sayre	0	0	0	165,488	0	165,488
15/7240	0110-Main Repl, Surcharge	FP15724067273	N. Main St, Athens Boro	0	0	0	244,579	0	244,579
15/7240	0110-Main Repl, Surcharge	FP15724090513	N. Lehigh, Sayre Boro	0	0	0	0	347,879	347,879
15/7240	0110-Main Repl, Surcharge	FP15724090514	First Street, Athens Boro	0	0	0	0	142,314	142,314
15/7240	0110-Main Repl, Surcharge	FP15724090515	Hayden Street, Sayre Boro	0	0	0	0	67,204	67,204
15/7240	0110-Main Repl, Surcharge	FP15724090516	E. Cooper Street, Athens Boro	0	0	0	0	107,952	107,952
15/7240	0110-Main Repl, Surcharge	FP15724090517	Sayre Hill Road, Athens Twp	0	0	0	0	258,023	258,023
15/7240	0110-Main Repl, Surcharge	FP15724090518	S Wilber Ave, Sayre Boro	0	0	0	0	225,770	225,770
15/7240	0110-Main Repl, Surcharge	FP15724090519	Maple Street, Sayre Boro	0	0	0	0	145,138	145,138
15/7240	0110-Main Repl, Surcharge	FP15724090520	West Street, Athens Boro	0	0	0	0	64,506	64,506
15/7240	0110-Main Repl, Surcharge	FP15724090525	Lilly Ave, Athens Boro	0	0	0	0	64,506	64,506
15/7240	0110-Main Repl, Surcharge	FP15734003045	Future Waymart Main Replacements	0	0	1,000,000	2,000,000	1,000,000	4,000,000
15/7340	0110-Main Repl, Surcharge	FP15734015053	Karl Hope Blvd, Masthopte	0	0	0	0	0	0
15/7340	0110-Main Repl, Surcharge	FP15734015054	Masthopte Main - Phase 3	559,899	0	0	0	0	559,899
15/7340	0110-Main Repl, Surcharge	FP15734015055	Masthopte Main - Phase 4	0	454,899	0	0	0	454,899
15/7340	0110-Main Repl, Surcharge	FP15734015065	Forest Road, Jefferson Heights	0	211,360	0	0	0	211,360
15/7340	0110-Main Repl, Surcharge	FP15734015066	Lakeview Side of 507, Tangiwood Lake	0	508,354	0	0	0	508,354
15/7340	0110-Main Repl, Surcharge	FP15734015086	Evergreen Drive, Thornhurst	0	0	0	0	0	0
15/7340	0110-Main Repl, Surcharge	FP15734015087	Thornhurst Main - Phase 6	222,231	0	0	0	0	222,231
15/7340	0110-Main Repl, Surcharge	FP15734015112	Thornhurst Main - Phase 7	0	190,533	0	0	0	190,533
15/7340	0110-Main Repl, Surcharge	FP15734021778	Weibolt Road, Mountainhome	0	0	0	0	0	0
15/7340	0110-Main Repl, Surcharge	FP15734051246	Powderhorn Rd, Masthopte	0	0	0	0	0	0
15/7340	0110-Main Repl, Surcharge	FP15734057189	Charles Street, Jefferson Heights	421,800	0	0	0	0	421,800
15/7340	0110-Main Repl, Surcharge	FP15734057190	Jefferson Blvd, Jefferson Heights	660,847	0	0	0	0	660,847
15/7340	0110-Main Repl, Surcharge	FP15734057191	RR Crossing Main St, Moscow	0	105,850	0	0	0	105,850
15/7340	0110-Main Repl, Surcharge	FP15734057206	Monomock Rd Transmission, Mt Home	50,000	350,000	0	0	0	400,000

AQUA PENNSYLVANIA, INC. - WATER
DRAFT CAPITAL BUDGET - 2012 THRU 2016

DEPT	PROJECT GROUP	FP #	FP DESCRIPTION	2012	2013	2014	2015	2016	TOTAL
157340	0110-Main Repl, Surcharge	FP15734057207	SR 390, Mt. Home (Brutzman to Price)	743,759	0	0	0	0	743,759
157340	0110-Main Repl, Surcharge	FP15734057226	Krummel Lane, Mountainhome	0	50,000	250,000	0	0	300,000
157340	0110-Main Repl, Surcharge	FP15734057228	Cherry La, Mountainhome	0	0	50,000	320,000	0	370,001
157340	0110-Main Repl, Surcharge	FP15734057247	Brianwood Dr, Tanglwood Lakes	0	0	0	0	0	0
157340	0110-Main Repl, Surcharge	FP15734057248	Yacht Club Dr, Tanglwood Lakes	490,000	0	0	0	0	490,000
157340	0110-Main Repl, Surcharge	FP15734057252	Eastshore Dr, Woodledge Village	0	0	50,000	150,000	0	200,000
157340	0110-Main Repl, Surcharge	FP15734059286	Ozark Rd, Tanglwood North	0	0	0	0	0	0
157340	0110-Main Repl, Surcharge	FP15734067172	Kensington Road, Paupackan Lake	850,000	0	0	0	0	850,000
157340	0110-Main Repl, Surcharge	FP15734068352	Carbondale Road, Waymart	0	0	0	0	0	0
157340	0110-Main Repl, Surcharge	FP15734074132	Shady Glen Dr, Tanglwood Lakes	0	0	0	0	0	0
157340	0110-Main Repl, Surcharge	FP15734080574	Rt. 435, Moscow	0	0	0	0	0	0
157340	0110-Main Repl, Surcharge	FP15734086653	Pickeral Point, Paupackan Lake	0	0	0	0	0	0
157340	0110-Main Repl, Surcharge	FP15734092297	East Shore Drive, Woodledge	0	0	0	50,000	200,000	250,001
157340	0110-Main Repl, Surcharge	FP15734092299	Beechwood Rd, Garden Hills	0	0	0	50,000	200,000	250,001
157340	0110-Main Repl, Surcharge	FP15734092303	Moscow RR Bore	0	0	0	50,000	100,000	150,001
157340	0110-Main Repl, Surcharge	FP15734092305	Oak Lane, Mountain Home	0	50,000	400,000	50,000	400,000	450,001
157340	0110-Main Repl, Surcharge	FP15734092676	Masthope Main - Phase 5	0	0	0	0	0	0
157340	0110-Main Repl, Surcharge	FP15734092680	Masthope Main - Phase 6	0	0	50,000	400,000	0	450,000
157340	0110-Main Repl, Surcharge	FP15734092681	Masthope Main - Phase 7	0	0	0	50,000	400,000	450,000
157340	0110-Main Repl, Surcharge	FP15734092682	Thornhurst Main - Phase 8	0	50,000	200,000	0	0	250,000
157340	0110-Main Repl, Surcharge	FP15734092683	Thornhurst Main - Phase 9	0	0	0	200,000	0	250,000
157340	0110-Main Repl, Surcharge	FP15734092684	Thornhurst Main - Phase 10	0	0	0	50,000	200,000	250,000
157340	0110-Main Repl, Surcharge	FP15734092718	PLE - Phase 2	50,000	200,000	0	0	0	250,000
157340	0110-Main Repl, Surcharge	FP15734092720	PLE - Phase 3	0	50,000	200,000	0	0	250,000
157340	0110-Main Repl, Surcharge	FP15734092722	PLE - Phase 4	0	0	50,000	200,000	0	250,000
157340	0110-Main Repl, Surcharge	FP15734092723	PLE - Phase 5	0	0	0	50,000	200,000	250,000
157340	0110-Main Repl, Surcharge	FP15734092774	Repl Transmission Main, Moscow	0	1,065,709	0	0	0	1,065,709
157365	0110-Main Repl, Surcharge	FP15734023163	Gouldsboro Main Replacement	0	0	0	0	0	0
157365	0110-Main Repl, Surcharge	FP15734057249	Rt. 507-Ph II, Gouldsboro	200,000	0	0	0	0	200,000
157365	0110-Main Repl, Surcharge	FP15734057251	Gouldsboro MR - Phase 3	0	211,745	0	0	0	211,745
157365	0110-Main Repl, Surcharge	FP15734092714	Gouldsboro MR - Phase 4	0	50,000	200,000	0	0	250,000
157365	0110-Main Repl, Surcharge	FP15734092715	Gouldsboro MR - Phase 5	0	0	50,000	200,000	0	250,000
157365	0110-Main Repl, Surcharge	FP15734092716	Gouldsboro MR - Phase 6	0	0	0	50,000	200,000	250,000
157440	0110-Main Repl, Surcharge	FP15744014434	Woodbine & Shadetree, Midway Manor	0	0	0	0	0	0
157440	0110-Main Repl, Surcharge	FP15744016217	Future White Haven Div Main Repl	0	0	0	0	0	0
157440	0110-Main Repl, Surcharge	FP15744021816	Sunnise Estates MR	0	0	500,000	1,000,000	1,000,000	2,500,000
157440	0110-Main Repl, Surcharge	FP15744022957	Stanton MR Phase 1	0	0	0	0	0	0
157440	0110-Main Repl, Surcharge	FP15744053508	Trucksville Gardens MR	414,747	0	0	0	0	414,747
157440	0110-Main Repl, Surcharge	FP15744053707	Barrett Transmission Main	0	0	0	0	0	0
157440	0110-Main Repl, Surcharge	FP15744057629	Church St Bridge Pipe, Factoryville	0	0	0	0	0	0
157440	0110-Main Repl, Surcharge	FP15744057632	Unidentified MR - Shickshinny Lake	0	0	300,000	300,000	0	600,000
157440	0110-Main Repl, Surcharge	FP15744057633	SR 92 Crossing, Rivercrest	0	0	0	423,726	0	423,726
157440	0110-Main Repl, Surcharge	FP15744057635	Unidentified MR - Midway Collective	0	0	20,000	400,000	0	420,000
157440	0110-Main Repl, Surcharge	FP15744057637	Carverton Rd, Midway Collective	21,412	10,346	218,689	0	0	229,036
157440	0110-Main Repl, Surcharge	FP15744057639	Meadowcrest Ave, Midway Collective	0	438,467	0	0	0	459,878
157440	0110-Main Repl, Surcharge	FP15744057642	Unidentified MR - Forest Park	0	0	300,000	300,000	0	600,000
157440	0110-Main Repl, Surcharge	FP15744057644	Fieldcrest Transmission Main	0	0	0	20,693	219,076	239,769
157440	0110-Main Repl, Surcharge	FP15744057646	Evanwood Main Replacement	0	0	0	0	0	0
157440	0110-Main Repl, Surcharge	FP15744057666	Huron Circle, Eagle Rock	0	0	0	0	0	0

AQUA PENNSYLVANIA, INC. - WATER
DRAFT CAPITAL BUDGET - 2012 THRU 2016

DEPT	PROJECT GROUP	FP #	FP DESCRIPTION	2012	2013	2014	2015	2016	TOTAL
1577440	0110-Main Repl, Surcharge	FP15744057667	Dimock & Wickizer Rd, Brooklyn	0	0	0	0	0	0
1577440	0110-Main Repl, Surcharge	FP15744059406	Faulstick & Cherry Valley, Saylorsbu	0	0	0	0	0	0
1577440	0110-Main Repl, Surcharge	FP15744059407	Emma, Lake View, Seitz- Saylorsburg	21,021	533,874	0	0	0	554,895
1577440	0110-Main Repl, Surcharge	FP15744059408	Laurel Lakes Phase II	0	0	0	0	0	0
1577440	0110-Main Repl, Surcharge	FP15744069272	Berwick St, White Haven	0	0	0	0	0	0
1577440	0110-Main Repl, Surcharge	FP15744069274	SR 3017, Hamilton	0	0	0	0	0	0
1577440	0110-Main Repl, Surcharge	FP15744069278	Factoryville Phase V	0	0	0	0	0	0
1577440	0110-Main Repl, Surcharge	FP15744069279	Stanton Phase II	0	0	0	0	0	0
1577440	0110-Main Repl, Surcharge	FP15744080553	Chinchilla/Stanton, South Abington	375,000	0	0	0	0	375,000
1577440	0110-Main Repl, Surcharge	FP15744092134	Brickchurch Road, Hamilton	5,000	250,000	0	0	0	255,000
1577440	0110-Main Repl, Surcharge	FP15744092135	Lake Shore Drive, Hamilton	5,003	675,000	0	0	0	680,003
1577440	0110-Main Repl, Surcharge	FP15744092136	Stanton Phase III	765,000	0	0	0	0	765,000
1577440	0110-Main Repl, Surcharge	FP15744092137	Laurel Lakes Phase IV	5,000	600,000	570,000	0	0	605,000
1577440	0110-Main Repl, Surcharge	FP15744092140	Laurel Lakes Phase V	0	5,000	1,000,000	0	0	575,000
1577440	0110-Main Repl, Surcharge	FP15744092141	Iroquois Circle, Eagle Rock	0	50,000	1,000,000	0	0	1,050,000
1577440	0110-Main Repl, Surcharge	FP15744092143	Janhanna Circle, Eagle Rock	750,000	0	5,000	0	0	905,000
1577440	0110-Main Repl, Surcharge	FP15744092144	Lake Valley Phase III, Eagle Rock	0	0	750,000	0	0	750,000
1577440	0110-Main Repl, Surcharge	FP15744092145	LaMesa Drive, Eagle Rock	0	5,000	0	0	0	755,000
1577440	0110-Main Repl, Surcharge	FP15744092155	Tuscarora Dr Phase I, Eagle Rock	5,000	1,000,000	0	0	0	1,005,000
1577440	0110-Main Repl, Surcharge	FP15744092156	Hemlock Drive, Warden Place	5,000	250,000	0	0	0	255,000
1577440	0110-Main Repl, Surcharge	FP15744092157	Buffalo & Elmira St, White Haven	0	0	5,000	450,000	0	455,000
1577481	0110-Main Repl, Surcharge	FP15744022960	Washington Park Phase II MR	0	0	0	0	0	0
1577840	0110-Main Repl, Surcharge	FP15784006401	C-MR Repl Problem Mains-Latunka&Oak	0	0	0	121,329	0	121,329
1577840	0110-Main Repl, Surcharge	FP15784010395	C-MR Replacement of Problem Mains	0	5,490,000	5,490,000	5,240,000	2,700,000	18,920,000
1577840	0110-Main Repl, Surcharge	FP15784021962	HIGHLAND, FORKER TO N BUHL FAR	0	0	0	0	0	0
1577840	0110-Main Repl, Surcharge	FP15784022033	ASHLAND, ADELAIDE TO CRAWFORD	0	0	0	0	0	0
1577840	0110-Main Repl, Surcharge	FP15784056087	Cherry Alley, Roemer to Kishon	0	0	0	0	0	0
1577840	0110-Main Repl, Surcharge	FP15784056088	Highland, Broadway to Hamilton	0	0	0	0	0	0
1577840	0110-Main Repl, Surcharge	FP15784056089	Roemer, Stambaugh to Boardway	0	0	0	0	0	0
1577840	0110-Main Repl, Surcharge	FP15784056090	Wallis, French to Stevenson	0	0	0	0	0	0
1577840	0110-Main Repl, Surcharge	FP15784056098	10th, George to French	0	0	0	0	0	0
1577840	0110-Main Repl, Surcharge	FP15784056099	10th, Charles to Idaho	0	0	0	0	0	0
1577840	0110-Main Repl, Surcharge	FP15784056101	Elmo, Idaho to Selina	0	0	0	0	0	0
1577840	0110-Main Repl, Surcharge	FP15784056103	Idaho, Stambaugh to Division	0	0	0	0	0	0
1577840	0110-Main Repl, Surcharge	FP15784056104	Selina, Shady to Smith	0	0	0	0	0	0
1577840	0110-Main Repl, Surcharge	FP15784056107	Federal, Park to George	0	0	0	0	0	0
1577840	0110-Main Repl, Surcharge	FP15784056108	George, Shady to Knapp	0	0	0	0	0	0
1577840	0110-Main Repl, Surcharge	FP15784056109	Sherman, Morrison to French	0	0	0	0	0	0
1577840	0110-Main Repl, Surcharge	FP15784056111	B Street, Logan to W State Line	0	0	0	0	0	0
1577840	0110-Main Repl, Surcharge	FP15784056112	Cherry, Fisher Hill to North End	0	0	0	0	0	0
1577840	0110-Main Repl, Surcharge	FP15784056114	Connolly Blvd, Chestnut to Railroad	0	0	0	0	0	0
1577840	0110-Main Repl, Surcharge	FP15784056115	Fisher Hill, Sharpville to Hall	0	0	0	0	0	0
1577840	0110-Main Repl, Surcharge	FP15784056117	Florence, Walnut to New Castle	0	0	0	0	0	0
1577840	0110-Main Repl, Surcharge	FP15784056118	Freeway, S. Myers to Shady	0	0	0	0	0	0
1577840	0110-Main Repl, Surcharge	FP15784056119	George, Baldwin to Crago	0	0	0	0	0	0
1577840	0110-Main Repl, Surcharge	FP15784056120	Plum, Stambaugh to Federal	0	0	0	0	0	0
1577840	0110-Main Repl, Surcharge	FP15784056121	S. Oakland, Viaduct to Morrison	0	0	0	0	0	0
1577840	0110-Main Repl, Surcharge	FP15784056123	Wallis, Quimby to George	0	0	0	0	0	0

AQUA PENNSYLVANIA, INC. - WATER
DRAFT CAPITAL BUDGET - 2012 THRU 2016

DEPT	PROJECT GROUP	FP #	FP DESCRIPTION	2012	2013	2014	2015	2016	TOTAL
157840	0110-Main Repl, Surcharge	FP15784056125	Koonce, Morefield to North end	0	0	0	0	0	0
157840	0110-Main Repl, Surcharge	FP15784056126	Maple, S/O Rombold to N/O Hann Hill	0	0	0	0	0	0
157840	0110-Main Repl, Surcharge	FP15784056128	SR 18, Morefield to US 62 Freeway	0	0	0	0	0	0
157840	0110-Main Repl, Surcharge	FP15784056129	Walnut, Chestnut to Victor Posner	0	0	0	0	0	0
157840	0110-Main Repl, Surcharge	FP15784056130	Woodhill, Maple to Koonce	0	0	0	0	0	0
157840	0110-Main Repl, Surcharge	FP15784056131	Park Street, W Butler to South End	0	0	0	0	0	0
157840	0110-Main Repl, Surcharge	FP15784056132	S Otter, E South to Apartments	0	0	0	0	0	0
157840	0110-Main Repl, Surcharge	FP15784069281	Crafton, Sadsbury Twp	0	0	0	0	0	0
157840	0110-Main Repl, Surcharge	FP15784069283	Lakeside, Sadsbury Twp	0	0	0	0	0	0
157840	0110-Main Repl, Surcharge	FP15784069284	Broadway, Hermitage	0	0	0	0	0	0
157840	0110-Main Repl, Surcharge	FP15784069285	Dock/E State, Sharon	0	0	0	0	0	0
157840	0110-Main Repl, Surcharge	FP15784069292	Church, Wheatland	0	0	0	0	0	0
157840	0110-Main Repl, Surcharge	FP15784076753	Exchange, Clarendon	0	0	0	0	0	0
157840	0110-Main Repl, Surcharge	FP15784076793	Milley, Clarendon	0	0	0	0	0	0
157840	0110-Main Repl, Surcharge	FP15784080053	High, Clarendon Boro	0	0	0	0	0	0
157840	0110-Main Repl, Surcharge	FP15784080073	Kerr, Emmlenton Boro	0	0	0	0	0	0
157840	0110-Main Repl, Surcharge	FP15784080115	Stewart, Sharon City	0	0	0	0	0	0
157840	0110-Main Repl, Surcharge	FP15784080133	Post Office Alley, Clarendon Boro	0	0	0	0	0	0
157840	0110-Main Repl, Surcharge	FP15784080216	Market, Mercer Boro	0	0	0	0	0	0
157840	0110-Main Repl, Surcharge	FP15784080238	Walnut, Emmlenton	0	0	0	0	0	0
157840	0110-Main Repl, Surcharge	FP15784080273	Woodside, Hermitage City	0	0	0	0	0	0
157840	0110-Main Repl, Surcharge	FP15784080293	North Buhl Farm, Hermitage	0	0	0	0	0	0
157840	0110-Main Repl, Surcharge	FP15784088223	Pine St Extension, Jenks Twp	72,345	0	0	0	0	72,345
157840	0110-Main Repl, Surcharge	FP15784088234	Vine, Jenks Twp	62,010	0	0	0	0	62,010
157840	0110-Main Repl, Surcharge	FP15784088235	W Maple, Jenks Twp	62,010	0	0	0	0	62,010
157840	0110-Main Repl, Surcharge	FP15784088279	W Spruce, Jenks Twp	82,680	0	0	0	0	82,680
157840	0110-Main Repl, Surcharge	FP15784088282	E State, Sharon	2,135,900	0	0	0	0	2,135,900
157840	0110-Main Repl, Surcharge	FP15784088280	E State, Hermitage	249,763	0	0	0	0	249,763
157840	0110-Main Repl, Surcharge	FP15784056091	E State (Phase 2), Hermitage	1,173,420	0	0	0	0	1,173,420
157840	0110-Main Repl, Surcharge	FP15784056099	Bank, Existing 24" to First	0	0	0	0	0	0
157840	0110-Main Repl, Surcharge	FP15784056093	Forman, ShadySide to Monnie	0	0	0	0	0	0
157840	0110-Main Repl, Surcharge	FP15784056094	Quigley, Easement #1 to ShadySide	0	0	0	0	0	0
157840	0110-Main Repl, Surcharge	FP15784056095	ShadySide, Quigley to Forman	0	0	0	0	0	0
157840	0110-Main Repl, Surcharge	FP15784056096	Main, 8th to 1st	0	0	0	0	0	0
157840	0110-Main Repl, Surcharge	FP15784088200	1st, Emmlenton	26,288	0	0	0	0	26,288
157840	0110-Main Repl, Surcharge	FP15784088213	2nd, Emmlenton	23,320	0	0	0	0	23,320
157840	0110-Main Repl, Surcharge	FP15784088214	College, Emmlenton	214,650	0	0	0	0	214,650
157840	0110-Main Repl, Surcharge	FP15784088215	College Extension, Emmlenton	222,600	0	0	0	0	222,600
157840	0110-Main Repl, Surcharge	FP15784088217	Garden, Emmlenton	116,600	0	0	0	0	116,600
157840	0110-Main Repl, Surcharge	FP15784088219	Hill, Emmlenton	389,683	0	0	0	0	389,683
157840	0110-Main Repl, Surcharge	FP15784088221	Kerr, Emmlenton	278,250	0	0	0	0	278,250
157840	0110-Main Repl, Surcharge	FP15784088222	River, Emmlenton	225,250	0	0	0	0	225,250
157840	0110-Main Repl, Surcharge	FP15784056083	Brown, Main across RR Tracks	0	0	0	0	0	0
157840	0110-Main Repl, Surcharge	FP15784056084	Center, Brown to Railroad Street	0	0	0	0	0	0
157840	0110-Main Repl, Surcharge	FP15784056085	Ellison, Main to SW End	0	0	0	0	0	0
157840	0110-Main Repl, Surcharge	FP15784056086	Levi, Main to Ellison	0	0	0	0	0	0
157840	0110-Main Repl, Surcharge	FP15784069280	Center Street, Clarendon	0	0	0	0	0	0
157840	0110-Main Repl, Surcharge	FP15784088193	Benson, Clarendon	22,260	0	0	0	0	22,260
157840	0110-Main Repl, Surcharge	FP15784088195	Davis Farm, Clarendon	31,800	0	0	0	0	31,800

AQUA PENNSYLVANIA, INC. - WATER
DRAFT CAPITAL BUDGET - 2012 THRU 2016

DEPT	PROJECT GROUP	FP #	FP DESCRIPTION	2012	2013	2014	2015	2016	TOTAL
15/7856	0110-Main Repl, Surcharge	FP15784088196	School Terrace, Clarendon	29,680	0	0	0	0	29,680
15/7856	0110-Main Repl, Surcharge	FP15784088198	Weaver, Clarendon	15,900	0	0	0	0	15,900
15/7856	0110-Main Repl, Surcharge	FP15784088199	Wingler, Clarendon	20,670	0	0	0	0	20,670
15/7858	0110-Main Repl, Surcharge	FP15784088236	Center, Sadsbury Twp	314,025	0	0	0	0	314,025
15/7858	0110-Main Repl, Surcharge	FP15784088237	Highland, Sadsbury Twp	79,500	0	0	0	0	79,500
15/7858	0110-Main Repl, Surcharge	FP15784088253	Oakmont, Sadsbury Twp	105,338	0	0	0	0	105,338
15/7858	0110-Main Repl, Surcharge	FP15784088273	Oakview, Sadsbury Twp	57,638	0	0	0	0	57,638
15/7858	0110-Main Repl, Surcharge	FP15784088274	Quigley, Sadsbury Twp	21,863	0	0	0	0	21,863
15/7858	0110-Main Repl, Surcharge	FP15784088275	Second, Sadsbury Twp	19,875	0	0	0	0	19,875
15/7858	0110-Main Repl, Surcharge	FP15784088276	Sunnyside, Sadsbury Twp	69,563	0	0	0	0	69,563
15/7858	0110-Main Repl, Surcharge	FP15784088277	Teifer, Sadsbury Twp	53,663	0	0	0	0	53,663
15/7858	0110-Main Repl, Surcharge	FP15784088278	Third, Sadsbury Twp	151,050	0	0	0	0	151,050
15/8110	0110-Main Repl, Surcharge	FP15811057166	Hudson Street Phase III, Hawley	0	0	50,000	200,000	0	250,000
15/8110	0110-Main Repl, Surcharge	FP15811057167	Main Street, Hawley (Bingham Park)	0	0	0	0	0	0
15/8110	0110-Main Repl, Surcharge	FP15811057168	Prospect St, Hawley (Spruce-Ridge)	0	158,936	0	0	0	158,936
15/8110	0110-Main Repl, Surcharge	FP15811057169	Vine Street Loop, Hawley	0	50,000	150,000	0	0	200,000
15/8110	0110-Main Repl, Surcharge	FP15811057170	Church St, Hawley (Main to Bridge)	0	0	50,000	300,000	0	350,000
15/8110	0110-Main Repl, Surcharge	FP15811057172	River Street, Hawley	0	213,143	210,000	0	0	423,143
15/8110	0110-Main Repl, Surcharge	FP15811057385	Silk Mill, Hawley Boro	0	0	0	0	0	0
15/8500	0110-Main Repl, Surcharge	FP15850020821	East Tryon St Bridge Reloc Honesdale	0	0	0	0	0	0
15/8500	0110-Main Repl, Surcharge	FP15850023164	North Main Street (A) Honesdale	0	0	0	0	0	0
15/8500	0110-Main Repl, Surcharge	FP15850023165	Court Street (B1), Honesdale	0	0	0	0	0	0
15/8500	0110-Main Repl, Surcharge	FP15850023166	Vine Street (C), Honesdale	0	0	0	0	0	0
15/8500	0110-Main Repl, Surcharge	FP15850057174	Sunrise Avenue (D), Honesdale	0	0	0	0	0	0
15/8500	0110-Main Repl, Surcharge	FP15850057176	Stanton Street (E2), Honesdale	0	0	0	0	0	0
15/8500	0110-Main Repl, Surcharge	FP15850057186	Riverside Drive (F), Honesdale	1,085,474	0	0	0	0	1,085,474
15/8500	0110-Main Repl, Surcharge	FP15850057187	Honesdale MR - Area G	0	1,085,350	0	0	0	1,085,350
15/8500	0110-Main Repl, Surcharge	FP15850057188	Honesdale MR - Area H	0	0	50,000	2,000,000	0	2,050,000
15/8500	0110-Main Repl, Surcharge	FP15850061921	Brown St River Crossing-Honesdale	0	0	0	0	0	0
15/8500	0110-Main Repl, Surcharge	FP15850064345	Main Street, Honesdale	0	0	0	0	0	0
15/8500	0110-Main Repl, Surcharge	FP15850065892	Church Street (B2), Honesdale	0	0	0	0	0	0
15/8500	0110-Main Repl, Surcharge	FP15850068334	Brown Street RR Crossing	0	0	0	0	0	0
15/8500	0110-Main Repl, Surcharge	FP15850073499	Green Street (E1), Honesdale	0	0	0	0	0	0
15/8500	0110-Main Repl, Surcharge	FP15850078673	West Park Street - Honesdale	0	0	0	0	0	0
15/8500	0110-Main Repl, Surcharge	FP15850078676	Hillcrest Circle - Honesdale	0	0	0	0	0	0
15/8500	0110-Main Repl, Surcharge	FP15850092312	Undefined Main Repl - Honesdale	0	50,000	2,000,000	0	0	2,050,000
0110-Main Repl, Surcharge Total				68,374,873	105,251,715	75,452,041	100,349,326	16,521,157	365,949,112
15/7140	0113-Main Replacements-Non-Surcharge	FP15714003186	Locust Gap Main Replacement	0	0	0	0	0	0
15/7340	0113-Main Replacements-Non-Surcharge	FP15734015078	Elm Brook Main - Phase 2	0	0	0	0	0	0
15/7440	0113-Main Replacements-Non-Surcharge	FP15744008163	Terrace Drive, Saylorsburg MR - WH	0	0	0	0	0	0
15/7440	0113-Main Replacements-Non-Surcharge	FP15744004552	Lake Valley, Hazel Twp	0	0	0	0	0	0
15/7440	0113-Main Replacements-Non-Surcharge	FP15744014444	Exeter Twp MR Phase II, Hex Acres	0	0	0	0	0	0
15/7481	0113-Main Replacements-Non-Surcharge	FP15744028647	Washington Park MR - PV #80171	0	0	0	0	0	0
0113-Main Replacements-Non-Surcharge Total				0	0	0	0	0	0
15/4015	0116-Tie-In Dead End Mns-Surcharge	FP15900512263	Company Wide Future Tie-In Mains	3,090,000	3,090,000	3,090,000	3,090,000	0	12,360,000
15/4141	0116-Tie-In Dead End Mns-Surcharge	FP15900269933	Church Road, Newtown (Delco)	0	0	0	0	0	0
15/4442	0116-Tie-In Dead End Mns-Surcharge	FP15900368555	Old Street Rd to Neshaminy Tien II	0	0	0	0	0	0

AQUA PENNSYLVANIA, INC. - WATER
DRAFT CAPITAL BUDGET - 2012 THRU 2016

DEPT	PROJECT GROUP	FP #	FP DESCRIPTION	2012	2013	2014	2015	2016	TOTAL
15/4442	0116-Tie-In Dead Mns-Surcharge	FP15900379013	Old Street to Neshaminy Phase III	0	0	0	0	0	0
15/4442	0116-Tie-In Dead Mns-Surcharge	FP15900379315	Rt. 13 Tie-in, Bensalem, Bristol Tw	0	0	0	0	0	0
15/4442	0116-Tie-In Dead Mns-Surcharge	FP15900381814	Webster Avenue Tie-in, Abington	0	0	0	0	0	0
15/4442	0116-Tie-In Dead Mns-Surcharge	FP15900382474	Hedgerow Lane Tie-in	0	0	0	0	0	0
15/4442	0116-Tie-In Dead Mns-Surcharge	FP15900384293	King Road, Abington	0	0	0	0	0	0
15/4442	0116-Tie-In Dead Mns-Surcharge	FP15900385154	Gibson Road, Bensalem	0	0	0	0	0	0
15/4442	0116-Tie-In Dead Mns-Surcharge	FP15900558268	Richlieu Road Tie-in, Bensalem	0	0	0	0	0	0
15/4442	0116-Tie-In Dead Mns-Surcharge	FP15900558269	Galloway Road Tie-in, Bensalem	0	0	0	0	0	0
15/4742	0116-Tie-In Dead Mns-Surcharge	FP15900281317	Street Rd, Willistown	0	0	0	0	0	0
15/4742	0116-Tie-In Dead Mns-Surcharge	FP15900463561	Horseshoe Pike, East Brandywine	0	0	0	0	0	0
15/4742	0116-Tie-In Dead Mns-Surcharge	FP15900483053	Southern Drive, West Whiteland	0	0	0	0	0	0
15/7140	0116-Tie-In Dead Mns-Surcharge	FP15714014297	Dead End Main Extensions - RC	103,000	103,000	103,000	103,000	0	412,000
15/7340	0116-Tie-In Dead Mns-Surcharge	FP15734015265	Tank Loop @ Sponia, Waymart	0	0	0	0	0	0
15/7440	0116-Tie-In Dead Mns-Surcharge	FP15744023084	Factoryville Stream Crossing	0	0	0	0	0	0
15/7440	0116-Tie-In Dead Mns-Surcharge	FP15744057686	Maple Hills Dead End Mains	0	0	15,450	206,000	0	221,450
15/7440	0116-Tie-In Dead Mns-Surcharge	FP15744057687	Cedar Lane Blvd, Country Club Garde	0	0	0	104,516	0	104,516
15/7483	0116-Tie-In Dead Mns-Surcharge	FP15744057626	Cove Village-Oneida Interconnect	432,052	0	0	0	0	432,052
15/7840	0116-Tie-In Dead Mns-Surcharge	FP15784026453	C-MT Rombold Road 2 Close Loop	0	0	0	130,322	0	130,322
15/7840	0116-Tie-In Dead Mns-Surcharge	FP15784080054	Myrtle, Emlenton Boro	0	0	0	0	0	0
15/7853	0116-Tie-In Dead Mns-Surcharge	FP15784056133	Kammerer, First to Third	0	0	0	0	0	0
	0116-Tie-In Dead Mns-Surcharge Total			3,625,052	3,193,000	3,208,450	3,633,838	0	13,660,340
15/4015	0120-Main Cleaning & Lining	FP15900512138	S.E. PA Main Cleaning Program	9,500,000	9,500,000	9,500,000	9,500,000	0	38,000,000
15/4135	0120-Main Cleaning & Lining	FP15900159468	Copley Rd, Upper Darby C&L	0	0	0	0	0	0
15/4135	0120-Main Cleaning & Lining	FP15900159470	Walnut Ave, Aldan C&L	0	0	0	0	0	0
15/4135	0120-Main Cleaning & Lining	FP15900159471	California Ave, Upper Darby C&L	0	0	0	0	0	0
15/4135	0120-Main Cleaning & Lining	FP15900159473	Pamish Rd, Swardthmore C&L	0	0	0	0	0	0
15/4135	0120-Main Cleaning & Lining	FP15900159475	Madison Ave, Prospect Park C&L	0	0	0	0	0	0
15/4135	0120-Main Cleaning & Lining	FP15900159476	Gardner Ave, Glenolden	0	0	0	0	0	0
15/4135	0120-Main Cleaning & Lining	FP15900178973	Grant Avenue, Ridley C&L	0	0	0	0	0	0
15/4135	0120-Main Cleaning & Lining	FP15900181815	Florence Avenue, Sharon Hill	0	0	0	0	0	0
15/4135	0120-Main Cleaning & Lining	FP15900194834	North Garfield Avenue, Darby Twp.	0	0	0	0	0	0
15/4135	0120-Main Cleaning & Lining	FP15900259477	Winding Way, Lower Merion C&L	0	0	0	0	0	0
15/4135	0120-Main Cleaning & Lining	FP15900259479	Boxwood Rd, Radnor C&L	0	0	0	0	0	0
15/4135	0120-Main Cleaning & Lining	FP15900259480	Greenbank Rd, Lower Merion C&L	0	0	0	0	0	0
15/4135	0120-Main Cleaning & Lining	FP15900259482	Orchard Way, Lower Merion C&L	0	0	0	0	0	0
15/4135	0120-Main Cleaning & Lining	FP15900259483	Fishers Rd, Lower Merion C&L	0	0	0	0	0	0
15/4135	0120-Main Cleaning & Lining	FP15900259485	Heather Rd, Lower Merion C&L	0	0	0	0	0	0
15/4135	0120-Main Cleaning & Lining	FP15900259486	Righters Mill Rd, Lower Merion C&L	0	0	0	0	0	0
15/4435	0120-Main Cleaning & Lining	FP15900322650	Castello Avenue, Upper Moreland C&L	0	0	0	0	0	0
15/4435	0120-Main Cleaning & Lining	FP15900322651	Ferdale Avenue, Abington C&L	0	0	0	0	0	0
15/4435	0120-Main Cleaning & Lining	FP15900322660	Cobden (Willow Grove), Chelt C&L	0	0	0	0	0	0
15/4435	0120-Main Cleaning & Lining	FP15900357047	Hillthorpe Ave, Abington C&L	0	0	0	0	0	0
15/4435	0120-Main Cleaning & Lining	FP15900357048	Lismore Ave, Cheltenham C&L	0	0	0	0	0	0
15/4435	0120-Main Cleaning & Lining	FP15900357049	Lodges Lane, Cheltenham C&L	0	0	0	0	0	0
15/4435	0120-Main Cleaning & Lining	FP15900357050	Penn Avenue, Bristol C&L	0	0	0	0	0	0
15/4435	0120-Main Cleaning & Lining	FP15900357051	Sinkler Road, Cheltenham	0	0	0	0	0	0
15/4435	0120-Main Cleaning & Lining	FP15900357066	Sterling Rd, Cheltenham C&L	0	0	0	0	0	0
15/4435	0120-Main Cleaning & Lining	FP15900357067	Walnut Ave, Springfield (M) C&L	0	0	0	0	0	0

AQUA PENNSYLVANIA, INC. - WATER
DRAFT CAPITAL BUDGET - 2012 THRU 2016

DEPT	PROJECT GROUP	FP #	FP DESCRIPTION	2012	2013	2014	2015	2016	TOTAL
15/4435	0120-Main Cleaning & Lining	FP15900357068	Grove Ave, Springfield (M) C&L	0	0	0	0	0	0
15/4435	0120-Main Cleaning & Lining	FP15900372331	Chester Ave, Abington	0	0	0	0	0	0
15/4435	0120-Main Cleaning & Lining	FP15900372452	Chelsea Rd, Cheltenham	0	0	0	0	0	0
15/4435	0120-Main Cleaning & Lining	FP15900372453	Fishers Rd, Cheltenham	0	0	0	0	0	0
15/4435	0120-Main Cleaning & Lining	FP15900374672	Rich Avenue, Springfield (M) C & L	0	0	0	0	0	0
15/4435	0120-Main Cleaning & Lining	FP15900384193	West Laurel Avenue, Cheltenham	0	0	0	0	0	0
15/4435	0120-Main Cleaning & Lining	FP15900384213	Paxson Road, Abington	0	0	0	0	0	0
15/4435	0120-Main Cleaning & Lining	FP15900384214	Chandler Street, Rockledge	0	0	0	0	0	0
15/4435	0120-Main Cleaning & Lining	FP15900384215	Norwyn Road, Halboro	0	0	0	0	0	0
15/4435	0120-Main Cleaning & Lining	FP15900384216	Frog Hollow Road, Abington	0	0	0	0	0	0
15/4435	0120-Main Cleaning & Lining	FP15900384233	Camberly Road, Cheltenham	0	0	0	0	0	0
15/4435	0120-Main Cleaning & Lining	FP15900384234	Dale Road, Abington	0	0	0	0	0	0
15/4435	0120-Main Cleaning & Lining	FP15900384235	Gordon Road, Springfield (Montco)	0	0	0	0	0	0
	0120-Main Cleaning & Lining Total			9,500,000	9,500,000	9,500,000	9,500,000	0	38,000,000
15/4143	0125-Capitalized Main Breaks	FP15900100638	Main Breaks-Southern	0	0	0	0	0	0
15/4143	0125-Capitalized Main Breaks	FP15900169322	Main Breaks - Southern	1,801,120	1,873,160	1,948,108	2,026,019	2,107,067	9,755,473
15/4445	0125-Capitalized Main Breaks	FP15900300635	Main Breaks-Eastern	0	0	0	0	0	0
15/4445	0125-Capitalized Main Breaks	FP15900369324	Main Breaks - Eastern	818,262	850,995	885,031	920,434	957,249	4,431,972
15/4745	0125-Capitalized Main Breaks	FP15900200639	Main Breaks-Western	0	0	0	0	0	0
15/4745	0125-Capitalized Main Breaks	FP15900269323	Main Breaks - Western	2,160,792	2,247,209	2,337,094	2,430,582	2,527,817	11,703,495
15/4745	0125-Capitalized Main Breaks	FP15900274192	Stirling Dr, Tredyffrin	0	0	0	0	0	0
15/4745	0125-Capitalized Main Breaks	FP15900400636	Main Breaks-Great Valley	0	0	0	0	0	0
15/4745	0125-Capitalized Main Breaks	FP15900469326	Main Breaks - Great Valley	487,066	506,535	526,792	547,880	569,789	2,638,062
15/7140	0125-Capitalized Main Breaks	FP15714010219	Main Breaks - RC (Inactive)	0	0	0	0	0	0
15/7140	0125-Capitalized Main Breaks	FP15714069327	Main Breaks - Roaring Creek	103,496	103,496	103,496	103,496	103,496	517,482
15/7240	0125-Capitalized Main Breaks	FP15724069328	Main Breaks - Susquehanna	4,944	4,944	4,944	4,944	4,944	24,720
15/7340	0125-Capitalized Main Breaks	FP15734015267	Main Breaks - Waymart	0	0	0	0	0	0
15/7340	0125-Capitalized Main Breaks	FP15734069329	Main Breaks - Waymart	100,940	100,940	100,940	100,940	100,940	504,700
15/7440	0125-Capitalized Main Breaks	FP15744027519	Main Breaks - White Haven	0	0	0	0	0	0
15/7440	0125-Capitalized Main Breaks	FP15744069333	Main Breaks - White Haven	412,000	412,000	412,000	412,000	412,000	2,060,000
15/7840	0125-Capitalized Main Breaks	FP15784069334	Main Breaks - Shenango Valley	179,995	188,789	194,351	200,080	205,982	969,197
15/8110	0125-Capitalized Main Breaks	FP15811069331	Main Breaks - Hawley	2,060	2,060	2,060	2,060	2,060	10,300
15/8500	0125-Capitalized Main Breaks	FP15850021069	Capitalized Main Breaks - Honesdale	0	0	0	0	0	0
15/8500	0125-Capitalized Main Breaks	FP15850069332	Main Breaks - Honesdale	30,900	20,600	20,600	20,600	20,600	113,300
	0125-Capitalized Main Breaks Total			6,101,576	6,310,728	6,535,417	6,769,036	7,011,944	32,728,701
15/2320	0130-Highway Relocations	FP15900207552	Balligomingo Road Relocation	333,225	566,110	0	0	0	899,335
15/2320	0130-Highway Relocations	FP15900527402	Unidentified Future Relocations	106,863	106,863	213,725	213,725	213,725	854,900
15/7140	0130-Highway Relocations	FP15714014298	PennDot Highway Relocations	25,750	25,750	25,750	25,750	25,750	128,750
15/7240	0130-Highway Relocations	FP15724011268	PennDot Highway Relocations-Susq	4,944	4,944	4,944	4,944	4,944	24,720
15/7340	0130-Highway Relocations	FP15734014307	PennDot Highway Relocations	5,150	5,150	5,150	5,150	5,150	25,750
15/7440	0130-Highway Relocations	FP15744027520	PennDot Highway Relocation	5,150	5,150	5,150	5,150	5,150	25,750
15/7840	0130-Highway Relocations	FP15784020938	C-Future Highway Relocation Project	50,000	50,000	50,000	50,000	50,000	250,002
	0130-Highway Relocations Total			531,082	763,967	304,719	304,719	304,719	2,209,206
15/2320	0131-Reimbursed Highway Reloca	FP15900557947	Reimbursement - Balligomingo Mains	0	(400,000)	0	0	0	(400,000)
	0131-Reimbursed Highway Reloca Total			0	(400,000)	0	0	0	(400,000)

AQUA PENNSYLVANIA, INC. - WATER
DRAFT CAPITAL BUDGET - 2012 THRU 2016

DEPT	PROJECT GROUP	FP #	FP DESCRIPTION	2012	2013	2014	2015	2016	TOTAL
15/2320	0132-Highway Reloc-Surcharge	FP15900122223	Old Forge Rd Bridge, Middletown	37,116	0	0	0	0	37,116
15/2320	0132-Highway Reloc-Surcharge	FP15900122225	Grant Ave Bridge Occupancy	243,182	0	0	0	0	243,182
15/2320	0132-Highway Reloc-Surcharge	FP15900122513	Septa Grade Crossings	0	0	0	0	0	0
15/2320	0132-Highway Reloc-Surcharge	FP15900158008	Baltimore Pk over Chester Creek	0	0	0	0	0	0
15/2320	0132-Highway Reloc-Surcharge	FP15900158009	Lungren Road, Septa; Elwyn to WaWa	110,854	0	0	0	0	110,854
15/2320	0132-Highway Reloc-Surcharge	FP15900158010	Lenni Road, Septa; Elwyn to Wawa	0	0	0	0	0	0
15/2320	0132-Highway Reloc-Surcharge	FP15900158036	Sellers Ave Bridge over Amtrak	54,335	0	0	0	0	54,335
15/2320	0132-Highway Reloc-Surcharge	FP15900210240	Rt 23 North Gulph Road Intersection	0	0	165,693	168,561	0	334,254
15/2320	0132-Highway Reloc-Surcharge	FP15900222224	Gradyville Rd bridge occupancy	0	36,750	0	0	0	36,750
15/2320	0132-Highway Reloc-Surcharge	FP15900257986	Front St Bridge/reg @ Balligomingo	166,785	0	0	0	0	166,785
15/2320	0132-Highway Reloc-Surcharge	FP15900258006	Front Street Main Relocation	157,500	0	0	0	0	157,500
15/2320	0132-Highway Reloc-Surcharge	FP15900258007	City Ave Bridge over Septa @ Cobbs	144,176	0	0	0	0	144,176
15/2320	0132-Highway Reloc-Surcharge	FP15900258032	Union ave Bridge over Septa	8,176	0	0	0	0	8,176
15/2320	0132-Highway Reloc-Surcharge	FP15900258033	SR 29 Relocation	0	0	0	0	0	0
15/2320	0132-Highway Reloc-Surcharge	FP15900258035	Chester Valley Trail main relocatio	0	0	81,503	81,503	0	163,006
15/2320	0132-Highway Reloc-Surcharge	FP15900310242	Galloway Rd Turnpike Bridge, Bensal	13,161	244,509	0	0	0	257,670
15/2320	0132-Highway Reloc-Surcharge	FP15900310245	Richlieu Rd Turnpike Bridge	0	223,293	230,914	0	0	454,207
15/2320	0132-Highway Reloc-Surcharge	FP15900310247	Hulmeville Rd Turnpike Bridge	0	0	340,545	0	0	340,545
15/2320	0132-Highway Reloc-Surcharge	FP15900310252	Bensalem Blvd turnpike Bridge	0	0	0	0	0	0
15/2320	0132-Highway Reloc-Surcharge	FP15900322190	Camp Hill Road Main relocation	0	0	0	0	0	0
15/2320	0132-Highway Reloc-Surcharge	FP15900322192	Edgehill, Tyson Road Main Relocate	0	0	0	217,341	0	217,341
15/2320	0132-Highway Reloc-Surcharge	FP15900358027	Greenwood Ave. Bridge over Septa	54,335	0	0	0	0	54,335
15/2320	0132-Highway Reloc-Surcharge	FP15900358029	Butler Ave Bridge over Neshaminy Cr	82,711	271,676	0	0	0	326,012
15/2320	0132-Highway Reloc-Surcharge	FP15900358037	Ashmead Road Bridge ove Tacony Crk	0	0	0	52,500	0	52,500
15/2320	0132-Highway Reloc-Surcharge	FP15900374533	Main relocation-Bristol & Cedar Ave	0	0	0	0	0	0
15/2320	0132-Highway Reloc-Surcharge	FP15900377773	Main Reloc- Ardsley Drainage Channe	0	0	0	0	0	0
15/2320	0132-Highway Reloc-Surcharge	FP15900378836	Mill Road, Abington Main Repl	0	0	0	0	0	0
15/2320	0132-Highway Reloc-Surcharge	FP15900385174	Limekiln Pk, Cheltenham Main Repl	0	0	0	0	0	0
15/2320	0132-Highway Reloc-Surcharge	FP15900393546	Galloway Road Turnpike Bridge	0	0	0	0	0	0
15/2320	0132-Highway Reloc-Surcharge	FP15900422222	SR 100, Shoer to Gordon relocat'n	116,596	0	0	0	0	116,596
15/2320	0132-Highway Reloc-Surcharge	FP15900458028	Marshall Streetscapes relocation	0	108,671	0	0	0	108,671
15/2320	0132-Highway Reloc-Surcharge	FP15900458031	Rt. 926 Bridge over Brandywine Crk	0	0	105,000	0	0	105,000
15/2320	0132-Highway Reloc-Surcharge	FP15900492574	SR 0162 Main Relocations	0	0	0	0	0	0
15/2320	0132-Highway Reloc-Surcharge	FP15900510593	Septa Grade Crossings	22,145	22,145	22,145	22,145	22,145	110,725
15/2320	0132-Highway Reloc-Surcharge	FP15900527427	Unidentified Township Project	332,175	332,175	332,175	332,175	332,175	1,660,875
15/2320	0132-Highway Reloc-Surcharge	FP15900527439	Unidentified State Projects	0	0	213,725	106,863	106,863	427,450
15/4442	0132-Highway Reloc-Surcharge	FP15900300502	Butler Avenue RR Grade Crossing	0	0	0	0	0	0
15/4442	0132-Highway Reloc-Surcharge	FP15900300661	Bristol Pike RR Grade Crossing	0	0	0	0	0	0
15/4742	0132-Highway Reloc-Surcharge	FP15900403221	N Penn Drive, West Goshen	0	0	0	0	0	0
15/4742	0132-Highway Reloc-Surcharge	FP15900403421	Precast Concrete Riser & Ladder @ M	0	0	0	0	0	0
15/7140	0132-Highway Reloc-Surcharge	FP15714053506	Lombard Street, Coal Twp	0	0	0	0	0	0
0132-Highway Reloc-Surcharge Total				1,543,248	1,239,218	1,491,700	1,321,633	461,183	6,056,982
15/4143	0135-Valve Rplcmnts-Non-Surcharge	FP15900100645	Valve Replacements- Southern	0	0	0	0	0	0
15/4445	0135-Valve Rplcmnts-Non-Surcharge	FP15900300641	Valve Replacements-Eastern	0	0	0	0	0	0
15/4745	0135-Valve Rplcmnts-Non-Surcharge	FP15900200753	Valve Replacements- Western	0	0	0	0	0	0
15/4745	0135-Valve Rplcmnts-Non-Surcharge	FP15900400642	Valve Replacements- Great Valley	0	0	0	0	0	0
0135-Valve Rplcmnts-Non-Surcharge Total				0	0	0	0	0	0

AQUA PENNSYLVANIA, INC. - WATER
DRAFT CAPITAL BUDGET - 2012 THRU 2016

DEPT	PROJECT GROUP	FP #	FP DESCRIPTION	2012	2013	2014	2015	2016	TOTAL
15/4143	0136-Valve Replacement-Surcharge	FP15900169335	Replace Valves - Southern	260,018	270,420	281,238	292,486	304,185	1,408,347
15/4430	0136-Valve Replacement-Surcharge	FP15900357046	Replace Valves in Pits	0	0	0	0	0	0
15/4445	0136-Valve Replacement-Surcharge	FP15900369339	Replace Valves - Eastern	238,295	247,827	257,739	268,050	278,770	1,290,680
15/4745	0136-Valve Replacement-Surcharge	FP15900269337	Replace Valves - Western	505,797	526,029	547,070	568,953	591,710	2,739,558
15/4745	0136-Valve Replacement-Surcharge	FP15900469340	Replace Valves - Great Valley	21,725	22,592	23,497	24,437	25,414	117,664
15/7140	0136-Valve Replacement-Surcharge	FP15714069341	Replace Valves - Roaring Creek	44,805	44,805	44,805	44,805	44,805	224,025
15/7240	0136-Valve Replacement-Surcharge	FP15724069343	Replace Valves - Susquehanna	18,800	18,800	18,800	18,800	18,800	94,000
15/7340	0136-Valve Replacement-Surcharge	FP15734069344	Replace Valves - Waymart	49,440	49,440	49,440	49,440	49,440	247,200
15/7440	0136-Valve Replacement-Surcharge	FP15744069348	Replace Valves - White Haven	20,600	20,600	20,600	20,600	20,600	103,000
15/7840	0136-Valve Replacement-Surcharge	FP15784069350	Replace Valves - Shenango Valley	45,880	47,067	48,441	49,827	51,264	242,480
15/8110	0136-Valve Replacement-Surcharge	FP15811069346	Replace Valves - Hawley	1,030	1,030	1,030	1,030	1,030	5,150
15/8500	0136-Valve Replacement-Surcharge	FP15850069347	Replace Valves - Honesdale	1,030	1,030	1,030	1,030	1,030	5,150
	0136-Valve Replacement-Surcharge Total			1,207,420	1,249,640	1,293,690	1,339,457	1,387,047	6,477,255
15/2330	0141-Catholic Protection Equip	FP15900504781	Catholic Protection-Non-DSIC	52,000	52,000	52,000	52,000	52,000	260,000
	0141-Catholic Protection Equip Total			52,000	52,000	52,000	52,000	52,000	260,000
15/2330	0145-Tank Painting	FP15900722680	Future Tank Painting - SE PA	0	0	0	0	2,113,560	2,113,560
15/2330	0145-Tank Painting	FP15900722747	Bristol Tank #2 - Paint Tank	0	0	0	0	0	0
15/2330	0145-Tank Painting	FP15900722796	Repaint Middletown Tank 1	495,313	0	0	0	0	495,313
15/2330	0145-Tank Painting	FP15900722797	Repaint Middletown Tank 2	0	489,250	0	0	0	489,250
15/2330	0145-Tank Painting	FP15900722799	Repaint Oakbourne Tank, Westtown	0	373,986	0	0	0	373,986
15/2330	0145-Tank Painting	FP15900758228	Repaint College Tank	516,241	0	0	0	0	516,241
15/2330	0145-Tank Painting	FP15900758229	Paint Collegeville Tank (Perk Wood)	284,550	0	0	0	0	284,550
15/2330	0145-Tank Painting	FP15900758230	Paint Dorset Way Tank, Chalfont	125,234	0	0	0	0	125,234
15/2330	0145-Tank Painting	FP15900758246	Paint Barren Hill Tank, Whitmarsh	1,191,662	0	0	0	0	1,191,662
15/2330	0145-Tank Painting	FP15900758247	Tank Painting - Chalfont #1	0	0	0	0	0	0
15/2330	0145-Tank Painting	FP15900758248	Tank Painting - Chalfont #2	535,500	0	0	0	0	535,500
15/2330	0145-Tank Painting	FP15900758249	Tank Painting-Summit Ave, Hatboro	0	0	0	0	0	0
15/2330	0145-Tank Painting	FP15900768013	Paint Mitchell Tank	0	800,000	0	0	0	800,000
15/2330	0145-Tank Painting	FP15900768014	Paint Oakmont Tank	0	800,000	0	0	0	800,000
15/2330	0145-Tank Painting	FP15900793835	Boat #1 - Paint Tank	0	844,032	0	0	0	844,032
15/2330	0145-Tank Painting	FP15900793836	Boat #2 - Paint Tank	0	0	844,032	0	0	844,032
15/2330	0145-Tank Painting	FP15900793854	Cranberry - Paint Tank	0	0	0	618,956	0	618,956
15/2330	0145-Tank Painting	FP15900793855	Marchwood	0	0	0	337,613	0	337,613
15/2330	0145-Tank Painting	FP15900793874	North Wayne #3 - Paint Tank	984,703	0	0	0	0	984,703
15/2330	0145-Tank Painting	FP15900793994	North Wayne #4- Paint Tank	0	984,703	0	0	0	984,703
15/2330	0145-Tank Painting	FP15900794014	Oakbourne- Paint Tank	675,225	0	0	0	0	675,225
15/2330	0145-Tank Painting	FP15900794034	Rahns - Paint Tank	225,075	0	0	0	0	225,075
15/2330	0145-Tank Painting	FP15900794097	Ship - Paint Tank	0	562,688	0	0	0	562,688
15/2330	0145-Tank Painting	FP15900794214	Sidley Hill - Paint Tank	0	0	984,703	0	0	984,703
15/2330	0145-Tank Painting	FP15900794235	Upper Moreland - Paint Tank	0	0	0	675,225	0	675,225
15/2330	0145-Tank Painting	FP15900794254	Paint Valley Forge Tank	0	0	0	309,478	0	309,478
15/2330	0145-Tank Painting	FP15900794275	Whitford Hill - Paint Tank	0	0	0	365,747	0	365,747
15/2330	0145-Tank Painting	FP15900794294	Willow Grove - Paint Tank	0	0	210,000	1,069,107	0	1,069,107
15/7140	0145-Tank Painting	FP15714006496	Tank Painting Projects - RC	0	0	0	0	0	210,000
15/7140	0145-Tank Painting	FP15714010169	Paint Natalie Tank - RC	0	0	0	0	0	0
15/7140	0145-Tank Painting	FP15714022471	Paint Kratzville Tank #2	172,401	0	0	0	0	172,401
15/7140	0145-Tank Painting	FP15714056593	Paint Aristes Tank	0	0	0	210,000	0	210,000

AQUA PENNSYLVANIA, INC. - WATER
DRAFT CAPITAL BUDGET - 2012 THRU 2016

DEPT	PROJECT GROUP	FP #	FP DESCRIPTION	2012	2013	2014	2015	2016	TOTAL
15/7340	0145-Tank Painting	FP15734010485	Paint Moscow Tank	0	208,677	0	0	0	208,677
15/7340	0145-Tank Painting	FP15734015274	Paint Waymart Tank - Waymart	264,000	0	0	0	0	264,000
15/7440	0145-Tank Painting	FP15744010494	Paint Factoryville Tank	150,000	0	0	0	0	150,000
15/7440	0145-Tank Painting	FP15744010496	Paint Saylorsburg Tank	0	0	0	0	0	0
15/7440	0145-Tank Painting	FP15744014447	Paint Glenburn Tank	0	154,500	0	0	0	154,500
15/7440	0145-Tank Painting	FP15744021708	Paint Various Tanks - White Haven	0	0	309,000	0	257,500	566,500
15/7830	0145-Tank Painting	FP15784092654	Recoat E State St Tank Shenango	0	0	438,780	0	0	438,780
15/8500	0145-Tank Painting	FP15850065332	Repaint Weidner Tank	0	0	0	0	0	0
15/8500	0145-Tank Painting	FP15850065352	Repaint Quarry Tank	0	0	0	0	0	0
15/8500	0145-Tank Painting	FP15850065353	Repaint Cadjaw Tank	0	0	0	0	0	0
	0145-Tank Painting Total			5,619,904	4,655,148	3,349,203	3,586,126	2,371,060	19,581,441
15/2320	0150-CIAC	FP15900400948	Contribution- Nonwood Rd Mainsource	0	0	0	0	0	0
15/2330	0150-CIAC	FP15900967192	Solar Energy Grant-Pick Complex	0	0	0	0	0	0
15/3020	0150-CIAC	FP15900515655	Reimbursement - Springton Dam	0	(1,000,000)	0	0	0	(1,000,000)
15/4015	0150-CIAC	FP15900588773	Fire Hydrant Contributions	(100,000)	(100,000)	(100,000)	(100,000)	(100,000)	(500,000)
15/4141	0150-CIAC	FP15900192474	Vassar Rd, Blow off Contribution	0	0	0	0	0	0
15/4141	0150-CIAC	FP15900294656	FH 21-276 Rt. 252 Reimbursement	0	0	0	0	0	0
15/4442	0150-CIAC	FP15900389354	Relocate FH 43-432	0	0	0	0	0	0
15/4742	0150-CIAC	FP15900485213	110 Greenview Dr Mainsource Contrib	0	0	0	0	0	0
15/7240	0150-CIAC	FP15724066773	Chesapeake Gas Drilling Fill Statio	0	0	0	0	0	0
15/7240	0150-CIAC	FP15724092594	Chesapeake Gas Fill -contribution	0	0	0	0	0	0
15/7340	0150-CIAC	FP15734000141	Reimb 2" fire serv Naomi Village	0	0	0	0	0	0
	0150-CIAC Total			(100,000)	(1,100,000)	(100,000)	(100,000)	(100,000)	(1,500,000)
15/2330	0198-Oth Mn& Dst Sys Imp-Surcharge	FP15900310596	Upsizing of Pipe Bensalem Blvd	0	0	0	0	0	0
15/2330	0198-Oth Mn& Dst Sys Imp-Surcharge	FP15900310675	Growth Ave Area Improvements	414,086	0	0	0	0	414,086
15/4120	0198-Oth Mn& Dst Sys Imp-Surcharge	FP15900168592	Replace Blow Offs - Southern	11,285	11,737	12,207	12,695	13,203	61,127
15/4120	0198-Oth Mn& Dst Sys Imp-Surcharge	FP15900168593	Replace Air Ventis-Southern	11,285	11,737	12,207	12,695	13,203	61,127
15/4120	0198-Oth Mn& Dst Sys Imp-Surcharge	FP15900168594	Repl Misc DSI Main Work - Southern	11,285	11,737	12,207	12,695	13,203	61,127
15/4420	0198-Oth Mn& Dst Sys Imp-Surcharge	FP15900368665	Replace Blow Offs - Eastern	9,032	9,393	9,769	10,160	10,567	48,922
15/4420	0198-Oth Mn& Dst Sys Imp-Surcharge	FP15900368666	Replace Air Ventis- Eastern	9,032	9,393	9,769	10,160	10,567	48,922
15/4420	0198-Oth Mn& Dst Sys Imp-Surcharge	FP15900368667	Repl Misc DSI Main Work - Eastern	9,032	9,393	9,769	10,160	10,567	48,922
15/4430	0198-Oth Mn& Dst Sys Imp-Surcharge	FP15900220808	Merion Mills, Lower Merion (PRV)	0	0	0	0	0	0
15/4430	0198-Oth Mn& Dst Sys Imp-Surcharge	FP15900512381	Other Main & Dist Sys Impr (future)	0	309,000	309,000	309,000	309,000	1,236,000
15/4720	0198-Oth Mn& Dst Sys Imp-Surcharge	FP15900468691	Replace Blow Offs - Gr Valley	2,258	2,348	2,441	2,539	2,642	12,228
15/4720	0198-Oth Mn& Dst Sys Imp-Surcharge	FP15900468692	Replace Air Ventis- Gr Valley	2,258	2,348	2,441	2,539	2,642	12,228
15/4720	0198-Oth Mn& Dst Sys Imp-Surcharge	FP15900468693	Repl Misc DSI Main Work- Gr Valley	2,258	2,348	2,441	2,539	2,642	12,228
15/4745	0198-Oth Mn& Dst Sys Imp-Surcharge	FP15900268634	Replace Blow Offs - Western	11,285	11,737	12,207	12,695	13,203	61,128
15/4745	0198-Oth Mn& Dst Sys Imp-Surcharge	FP15900268636	Replace Air Ventis - Western	11,285	11,737	12,207	12,695	13,203	61,128
15/4745	0198-Oth Mn& Dst Sys Imp-Surcharge	FP15900268638	Repl Misc DSI Main Work - Western	11,285	11,737	12,207	12,695	13,203	61,128
15/7140	0198-Oth Mn& Dst Sys Imp-Surcharge	FP15714068723	Replace Blow Offs - Roaring Ck	5,150	5,150	5,150	5,150	5,150	25,750
15/7140	0198-Oth Mn& Dst Sys Imp-Surcharge	FP15714068724	Replace Air Ventis - Roaring Ck	5,150	5,150	5,150	5,150	5,150	25,750
15/7140	0198-Oth Mn& Dst Sys Imp-Surcharge	FP15714068725	Repl Misc DSI Main Work-Roaring Ck	41,200	41,200	41,200	41,200	41,200	206,000
15/7240	0198-Oth Mn& Dst Sys Imp-Surcharge	FP15724068756	Replace Blow Offs - Susq	258	258	258	258	258	1,288
15/7240	0198-Oth Mn& Dst Sys Imp-Surcharge	FP15724068757	Replace Air Ventis - Susq	258	258	258	258	258	1,288
15/7240	0198-Oth Mn& Dst Sys Imp-Surcharge	FP15724068758	Repl Misc DSI Main Work - Susq	258	258	258	258	258	1,288
15/7340	0198-Oth Mn& Dst Sys Imp-Surcharge	FP15734021292	Replace Valve Boxes	0	0	0	0	0	0
15/7340	0198-Oth Mn& Dst Sys Imp-Surcharge	FP15734057389	Repl & Relo South Street PRV	0	0	0	31,636	0	31,636

AQUA PENNSYLVANIA, INC. - WATER
DRAFT CAPITAL BUDGET - 2012 THRU 2016

DEPT	PROJECT GROUP	FP #	FP DESCRIPTION	2012	2013	2014	2015	2016	TOTAL
15/7340	0198-0th Mn& Dst Sys Imp-Surcharge	FP15734068872	Replace Blow Offs- Waymart	3,090	3,090	3,090	3,090	3,090	15,450
15/7340	0198-0th Mn& Dst Sys Imp-Surcharge	FP15734068873	Replace Air Vents - Waymart	2,575	2,575	2,575	2,575	2,575	12,875
15/7340	0198-0th Mn& Dst Sys Imp-Surcharge	FP15734068874	Repl Misc DSIC Main Work - Waymart	5,150	5,150	5,150	5,150	5,150	25,750
15/7340	0198-0th Mn& Dst Sys Imp-Surcharge	FP15734086073	Replace Valve Boxes	30,900	30,900	30,900	30,900	30,900	154,500
15/7440	0198-0th Mn& Dst Sys Imp-Surcharge	FP15744029051	PRV Replacements -White Haven	5,150	5,150	5,150	5,150	5,150	25,750
15/7440	0198-0th Mn& Dst Sys Imp-Surcharge	FP15744066752	PRV Maintenance - Eagle Rock	0	0	0	0	0	0
15/7440	0198-0th Mn& Dst Sys Imp-Surcharge	FP15744068946	Replace Blow Offs - White Haven	5,150	5,150	5,150	5,150	5,150	25,750
15/7440	0198-0th Mn& Dst Sys Imp-Surcharge	FP15744068947	Replace Air Vents - White Haven	1,288	1,288	1,288	1,288	1,288	6,438
15/7440	0198-0th Mn& Dst Sys Imp-Surcharge	FP15744068948	Repl Misc DSIC Main Work-W Haven	1,288	1,288	1,288	1,288	1,288	6,438
15/7440	0198-0th Mn& Dst Sys Imp-Surcharge	FP15744092017	PRV Maintenance - Eagle Rock	20,600	20,600	20,600	20,600	20,600	103,000
15/7840	0198-0th Mn& Dst Sys Imp-Surcharge	FP15784068972	Replace Blow Offs - Shenango	2,060	2,060	2,060	2,060	2,060	10,300
15/7840	0198-0th Mn& Dst Sys Imp-Surcharge	FP15784068973	Replace Air Vents - Shenango	1,030	1,030	1,030	1,030	1,030	5,150
15/7840	0198-0th Mn& Dst Sys Imp-Surcharge	FP15784068974	Repl Misc DSIC Main Work - Shenango	1,030	1,030	1,030	1,030	1,030	5,150
15/8110	0198-0th Mn& Dst Sys Imp-Surcharge	FP15811068896	Replace Blow Offs - Hawley	515	515	515	515	515	2,575
15/8110	0198-0th Mn& Dst Sys Imp-Surcharge	FP15811068897	Replace Air Vents - Hawley	1,288	1,288	1,288	1,288	1,288	6,438
15/8110	0198-0th Mn& Dst Sys Imp-Surcharge	FP15811068898	Repl Misc DSIC Main Work-Hawley	1,288	1,288	1,288	1,288	1,288	6,438
15/8500	0198-0th Mn& Dst Sys Imp-Surcharge	FP15850068921	Replace Blow Offs - Honesdale	515	515	515	515	515	2,575
15/8500	0198-0th Mn& Dst Sys Imp-Surcharge	FP15850068922	Replace Air Vents - Honesdale	1,288	1,288	1,288	1,288	1,288	6,438
15/8500	0198-0th Mn& Dst Sys Imp-Surcharge	FP15850068923	Repl Misc DSIC Main Work-Honesdale	1,288	1,288	1,288	1,288	1,288	6,438
0198-0th Mn& Dst Sys Imp-Surcharge Total				653,430	552,408	556,635	592,664	565,610	2,920,746
15/1010	0199-Other Main & Dist Sys Imp	FP15900536826	Fund Carryovers-Non-DSIC Projects	1,000,000	1,000,000	1,000,000	1,000,000	1,000,000	5,000,000
15/2320	0199-Other Main & Dist Sys Imp	FP15900510648	Preparation of As-Builts	556,200	556,200	556,200	556,200	556,200	2,781,000
15/2330	0199-Other Main & Dist Sys Imp	FP15900268053	Pickering Plant Surge Study/Audit	0	0	0	0	0	0
15/2330	0199-Other Main & Dist Sys Imp	FP15900498818	Oakbourne Tank Control Fill Valve	0	0	0	0	0	0
15/2330	0199-Other Main & Dist Sys Imp	FP15900558272	Inst Regulator Brownsville, off 22"	0	0	0	0	0	0
15/2330	0199-Other Main & Dist Sys Imp	FP15900558273	Inst Regulator @ Leonard & Turnpk	0	0	0	0	0	0
15/2330	0199-Other Main & Dist Sys Imp	FP15900558274	Bensalem/BOWSA Physical Separations	63,000	63,000	63,000	63,000	63,000	252,000
15/2330	0199-Other Main & Dist Sys Imp	FP15900558277	Relo & Upgd Schwenskville Pit	0	0	0	0	0	0
15/2330	0199-Other Main & Dist Sys Imp	FP15900793894	Tank Feed 8" Line, Hampshire Dr	1,000	1,000	1,000	1,000	1,000	4,000
15/4015	0199-Other Main & Dist Sys Imp	FP15900136482	Clear Right of Ways - S.E. PA	41,200	41,200	41,200	41,200	41,200	164,800
15/4015	0199-Other Main & Dist Sys Imp	FP15900536724	Paint Pipe Bridges- S.E. PA	41,200	41,200	41,200	41,200	41,200	164,800
15/4120	0199-Other Main & Dist Sys Imp	FP15900168595	Install New Valves-Southern	203,138	211,267	219,722	228,506	237,646	900,433
15/4120	0199-Other Main & Dist Sys Imp	FP15900168597	Install New Blow Offs-Southern	11,285	11,737	12,207	12,695	13,203	51,127
15/4120	0199-Other Main & Dist Sys Imp	FP15900168598	Install New Air Vents - Southern	11,285	11,737	12,207	12,695	13,203	51,127
15/4120	0199-Other Main & Dist Sys Imp	FP15900168599	Instl Misc Non-DSIC Main Work-South	11,285	11,737	12,207	12,695	13,203	51,127
15/4141	0199-Other Main & Dist Sys Imp	FP15900268639	Install New Valves- Western	203,138	211,267	219,722	228,506	237,645	900,433
15/4141	0199-Other Main & Dist Sys Imp	FP15900268640	Install New Blow Offs - Western	11,285	11,737	12,207	12,695	13,203	51,128
15/4141	0199-Other Main & Dist Sys Imp	FP15900268641	Install New Air Vents- Western	11,285	11,737	12,207	12,695	13,203	51,128
15/4141	0199-Other Main & Dist Sys Imp	FP15900268642	Instl Misc Non-DSIC Main Work-West	11,285	11,737	12,207	12,695	13,203	51,128
15/4141	0199-Other Main & Dist Sys Imp	FP15900101006	Other Main Work - Southern	0	0	0	0	0	0
15/4143	0199-Other Main & Dist Sys Imp	FP15900368668	Install New Valves - Eastern	162,576	169,075	175,845	182,878	190,192	760,566
15/4420	0199-Other Main & Dist Sys Imp	FP15900368669	Install New Blow Offs- Eastern	9,032	9,393	9,769	10,160	10,567	48,922
15/4420	0199-Other Main & Dist Sys Imp	FP15900368670	Install New Air Vents- Eastern	9,032	9,393	9,769	10,160	10,567	48,922
15/4420	0199-Other Main & Dist Sys Imp	FP15900368671	Instl Misc Non-DSIC Main Work-East	9,032	9,393	9,769	10,160	10,567	48,922
15/4445	0199-Other Main & Dist Sys Imp	FP15900300755	Other Main Work-Eastern	0	0	0	0	0	0
15/4720	0199-Other Main & Dist Sys Imp	FP15900468694	Install New Valves - Gr Valley	40,635	42,262	43,943	45,701	47,530	180,071
15/4720	0199-Other Main & Dist Sys Imp	FP15900468696	Install New Blow Offs - Gr Valley	2,258	2,348	2,441	2,539	2,642	12,228
15/4720	0199-Other Main & Dist Sys Imp	FP15900468697	Install New Air Vents - Gr Valley	2,258	2,348	2,441	2,539	2,642	12,228

AQUA PENNSYLVANIA, INC. - WATER
DRAFT CAPITAL BUDGET - 2012 THRU 2016

DEPT	PROJECT GROUP	FP #	FP DESCRIPTION	2012	2013	2014	2015	2016	TOTAL
15/4720	0199-Other Main & Dist Sys Imp	FP159000468698	Instl Misc Non-DSIC Main Work-GV	2,258	2,348	2,441	2,539	2,642	12,228
15/4745	0199-Other Main & Dist Sys Imp	FP159000200759	Other Main Work- Western	0	0	0	0	0	0
15/4745	0199-Other Main & Dist Sys Imp	FP159000413920	Other Main Work- Great Valley	0	0	0	0	0	0
15/7140	0199-Other Main & Dist Sys Imp	FP15714068726	Install New Valves - Roaring Ck	22,660	22,660	22,660	22,660	8,240	98,880
15/7140	0199-Other Main & Dist Sys Imp	FP15714068727	Install New Blow Offs- Roaring Ck	8,240	8,240	8,240	8,240	8,240	41,200
15/7140	0199-Other Main & Dist Sys Imp	FP15714068728	Install New Air Vents - Roaring Ck	1,030	1,030	1,030	1,030	1,030	5,150
15/7140	0199-Other Main & Dist Sys Imp	FP15714068729	Instl Misc Non-DSIC Main Work-R Ck	1,030	1,030	1,030	1,030	1,030	5,150
15/7240	0199-Other Main & Dist Sys Imp	FP15724068759	Install New Valves - Susq	1,030	1,030	1,030	1,030	1,030	5,150
15/7240	0199-Other Main & Dist Sys Imp	FP15724068760	Install New Blow Offs - Susq	258	258	258	258	258	1,288
15/7240	0199-Other Main & Dist Sys Imp	FP15724068761	Install New Air Vents - Susq	258	258	258	258	258	1,288
15/7240	0199-Other Main & Dist Sys Imp	FP15724068762	Instl Misc Non-DSIC Main Work-Susq	258	258	258	258	258	1,288
15/7340	0199-Other Main & Dist Sys Imp	FP15734068875	Install New Valves - Waymart	10,300	10,300	10,300	10,300	10,300	51,500
15/7340	0199-Other Main & Dist Sys Imp	FP15734068876	Install New Blow Offs- Waymart	5,150	5,150	5,150	5,150	5,150	25,750
15/7340	0199-Other Main & Dist Sys Imp	FP15734068877	Install New Air Vents - Waymart	2,575	2,575	2,575	2,575	2,575	12,875
15/7340	0199-Other Main & Dist Sys Imp	FP15734068878	Instl Misc Non-DSIC Main Work-Waym	10,300	10,300	10,300	10,300	10,300	51,500
15/7440	0199-Other Main & Dist Sys Imp	FP15744014321	Install New Valves - W Haven	0	0	0	0	0	0
15/7440	0199-Other Main & Dist Sys Imp	FP15744068949	Install New Valves - White Haven	10,300	10,300	10,300	10,300	10,300	51,500
15/7440	0199-Other Main & Dist Sys Imp	FP15744068950	Install New Blow Offs - White Haven	20,600	20,600	20,600	20,600	20,600	103,000
15/7440	0199-Other Main & Dist Sys Imp	FP15744068951	Install New Air Vents - White Haven	1,288	1,288	1,288	1,288	1,288	6,438
15/7440	0199-Other Main & Dist Sys Imp	FP15744068952	Instl Misc Non-DSIC Main Work-W Hav	1,288	1,288	1,288	1,288	1,288	6,438
15/7840	0199-Other Main & Dist Sys Imp	FP15784068975	Install New Valves - Shenango	1,030	1,030	1,030	1,030	1,030	5,150
15/7840	0199-Other Main & Dist Sys Imp	FP15784068976	Install New Blow Offs - Shenango	4,812	5,171	5,521	5,879	6,229	27,612
15/7840	0199-Other Main & Dist Sys Imp	FP15784068977	Install New Air Vents - Shenango	1,030	1,030	1,030	1,030	1,030	5,150
15/7840	0199-Other Main & Dist Sys Imp	FP15784068978	Instl Misc Non-DSIC Main Work- SV	1,030	1,030	1,030	1,030	1,030	5,150
15/8110	0199-Other Main & Dist Sys Imp	FP15811068899	Install New Valves - Hawley	3,090	3,090	3,090	3,090	3,090	15,450
15/8110	0199-Other Main & Dist Sys Imp	FP15811068900	Install New Blow Offs - Hawley	515	515	515	515	515	2,575
15/8110	0199-Other Main & Dist Sys Imp	FP15811068901	Install New Air Vents - Hawley	1,288	1,288	1,288	1,288	1,288	6,438
15/8110	0199-Other Main & Dist Sys Imp	FP15811068902	Instl Misc Non-DSIC Main Work-Hawly	1,288	1,288	1,288	1,288	1,288	6,438
15/8500	0199-Other Main & Dist Sys Imp	FP15850059775	Honesdale & Gouldsboro Water System	0	0	0	0	0	0
15/8500	0199-Other Main & Dist Sys Imp	FP15850068924	Install New Valves - Honesdale	3,090	3,090	3,090	3,090	3,090	15,450
15/8500	0199-Other Main & Dist Sys Imp	FP15850068925	Install New Blow Offs - Honesdale	515	515	515	515	515	2,575
15/8500	0199-Other Main & Dist Sys Imp	FP15850068926	Install New Air Vents - Honesdale	1,288	1,288	1,288	1,288	1,288	6,438
15/8500	0199-Other Main & Dist Sys Imp	FP15850068927	Instl Misc Non-DSIC Main Work-Hones	1,288	1,288	1,288	1,288	1,288	6,438
0199-Other Main & Dist Sys Imp Total				2,530,492	2,495,299	2,525,236	2,556,350	2,574,282	12,681,658
15/5140	0205-Surcharge Eligible Meters	FP159000512475	DSIC - 5/8" Replacement Meters	1,800,477	1,858,469	1,917,357	1,974,877	2,057,045	9,608,225
15/5140	0205-Surcharge Eligible Meters	FP159000512476	DSIC - 3/4" Replacement Meters	76,606	79,586	82,608	85,085	88,818	412,702
15/5140	0205-Surcharge Eligible Meters	FP159000512477	DSIC - 1" Replacement Meters	69,222	71,957	74,724	76,965	80,421	373,288
15/5140	0205-Surcharge Eligible Meters	FP159000512478	DSIC - 1 1/2" Replacement Meters	135,940	139,016	142,157	146,419	152,227	715,759
15/5140	0205-Surcharge Eligible Meters	FP159000512479	DSIC - 2" Replacement Meters	154,747	159,791	164,962	169,910	176,636	826,045
15/5140	0205-Surcharge Eligible Meters	FP159000512480	DSIC - 3" Replacement Meters	251,864	262,094	272,388	280,558	293,738	1,360,643
15/5140	0205-Surcharge Eligible Meters	FP159000512481	DSIC - 4" Replacement Meters	339,955	354,014	368,138	379,181	397,292	1,838,579
15/5140	0205-Surcharge Eligible Meters	FP159000512482	DSIC - 6" Replacement Meters	412,819	429,922	447,109	460,521	482,403	2,232,775
15/5140	0205-Surcharge Eligible Meters	FP159000512483	DSIC - 8" Replacement Meters	297,249	309,789	322,365	332,035	348,122	1,609,561
15/5140	0205-Surcharge Eligible Meters	FP15714010214	DSIC - 10" Replacement Meters	32,854	34,164	35,477	36,539	38,314	177,348
15/7140	0205-Surcharge Eligible Meters	FP15714010215	Replace 5/8" Meters - RC	28,325	28,325	28,325	28,325	28,325	141,625
15/7140	0205-Surcharge Eligible Meters	FP15724010478	Replace Larger Meters-Roaring Ck	12,881	12,881	12,881	12,881	12,881	64,407
15/7240	0205-Surcharge Eligible Meters	FP15724010479	Replace 5/8" Meters-Susquehanna	13,333	13,333	13,333	13,333	13,333	66,667
15/7240	0205-Surcharge Eligible Meters	FP15724010479	Replace Larger Meters - Susquehanna	7,081	7,081	7,081	7,081	7,081	35,406

AQUA PENNSYLVANIA, INC. - WATER
DRAFT CAPITAL BUDGET - 2012 THRU 2016

DEPT	PROJECT GROUP	FP #	FP DESCRIPTION	2012	2013	2014	2015	2016	TOTAL
15/7340	0205-Surcharge Eligible Meters	FP15734015278	Replace 5/8" Meters- Waymart	18,540	18,540	18,540	18,540	18,540	92,700
15/7340	0205-Surcharge Eligible Meters	FP15734015279	Replace Larger Meters- Waymart	30,900	1,030	30,900	1,030	1,030	64,890
15/7340	0205-Surcharge Eligible Meters	FP15734089633	Replace meter/pit-Salvation Army	0	0	0	0	0	0
15/7440	0205-Surcharge Eligible Meters	FP15744027524	Replace 5/8" Meters-White Haven	20,600	20,600	20,600	20,600	20,600	103,000
15/7440	0205-Surcharge Eligible Meters	FP15744027525	Replace Larger Meters- White Haven	2,060	2,060	2,060	2,060	2,060	10,300
15/7840	0205-Surcharge Eligible Meters	FP15784069993	Replace 5/8" Meters - Shenango	142,630	142,630	142,630	142,630	142,630	713,150
15/7840	0205-Surcharge Eligible Meters	FP15784069994	Replace Larger Meters- Shenango	12,360	12,360	12,360	12,360	12,360	61,800
15/8110	0205-Surcharge Eligible Meters	FP15811069995	Replace 5/8" Meters - Hawley	1,030	1,030	1,030	1,030	1,030	5,150
15/8110	0205-Surcharge Eligible Meters	FP15811069996	Replace Larger Meters- Hawley	515	515	515	515	515	2,575
15/8500	0205-Surcharge Eligible Meters	FP15850069997	Replace 5/8" Meters - Honesdale	1,030	1,030	1,030	1,030	1,030	5,150
15/8500	0205-Surcharge Eligible Meters	FP15850069998	Replace Larger Meters - Honesdale	515	515	515	515	515	2,575
0205-Surcharge Eligible Meters Total				3,863,534	3,960,732	4,119,087	4,204,022	4,376,946	20,524,321
15/5140	0210-Non-Surcharge Eligible Meters	FP15714080014	RF Pilot - Links of Gettysburg	0	0	0	0	0	0
15/5140	0210-Non-Surcharge Eligible Meters	FP15714080033	RF Pilot - White Rock Acres	0	0	0	0	0	0
15/5140	0210-Non-Surcharge Eligible Meters	FP15900512488	Non-DSIC - 5/8" Meters - New	625,819	650,598	676,390	703,236	731,178	3,387,221
15/5140	0210-Non-Surcharge Eligible Meters	FP15900512489	Non-DSIC - 3/4" Meters - New	17,384	18,157	18,967	19,814	20,698	95,020
15/5140	0210-Non-Surcharge Eligible Meters	FP15900512490	Non-DSIC - 1" Meters - New	15,606	16,315	17,056	17,832	18,646	85,454
15/5140	0210-Non-Surcharge Eligible Meters	FP15900512491	Non-DSIC - 1-1/2" Meters - New	68,043	70,810	73,695	76,698	79,831	369,077
15/5140	0210-Non-Surcharge Eligible Meters	FP15900512492	Non-DSIC - 2" Meters - New	63,752	66,629	69,638	72,786	76,081	348,887
15/5140	0210-Non-Surcharge Eligible Meters	FP15900512493	Non-DSIC - 3" Meters - New	46,438	48,685	51,043	53,516	56,108	255,789
15/5140	0210-Non-Surcharge Eligible Meters	FP15900512494	Non-DSIC - 4" Meters - New	63,288	66,378	69,621	73,022	76,591	348,900
15/5140	0210-Non-Surcharge Eligible Meters	FP15900512495	Non-DSIC - 6" Meters - New	42,236	44,294	46,455	48,720	51,094	232,800
15/5140	0210-Non-Surcharge Eligible Meters	FP15900512496	NON-DSIC - 8" Meters - New	108,952	114,309	119,931	125,831	132,022	601,045
15/5140	0210-Non-Surcharge Eligible Meters	FP15900512497	Non-DSIC - 10" Meters - New	29,690	31,156	32,696	34,311	36,005	163,858
15/7140	0210-Non-Surcharge Eligible Meters	FP15714010182	Install New 5/8" Meters - RC	9,914	9,914	9,914	9,914	9,914	49,569
15/7140	0210-Non-Surcharge Eligible Meters	FP15714010183	Install New Larger Meters - RC	6,438	19,905	19,905	19,905	19,905	86,057
15/7240	0210-Non-Surcharge Eligible Meters	FP15724010450	Install New 5/8" Meters - Susq	4,249	4,249	4,249	4,249	4,249	21,244
15/7240	0210-Non-Surcharge Eligible Meters	FP15724015036	Install New Larger Meters-Susq	2,833	2,833	2,833	2,833	2,833	14,163
15/7340	0210-Non-Surcharge Eligible Meters	FP15734015280	Install New 5/8" Meters-Waymart	18,540	18,540	18,540	18,540	18,540	92,700
15/7340	0210-Non-Surcharge Eligible Meters	FP15734015281	Install New Larger Meters-Waymart	515	515	515	515	515	2,575
15/7340	0210-Non-Surcharge Eligible Meters	FP15734068852	Install meters - Paupacken Lake	0	0	0	0	0	0
15/7440	0210-Non-Surcharge Eligible Meters	FP15744027526	Install New 5/8" Meters-Wh Haven	30,900	30,900	30,900	30,900	30,900	154,500
15/7440	0210-Non-Surcharge Eligible Meters	FP15744027527	Install New Larger Meters-Wh Haven	10,300	10,300	10,300	10,300	10,300	51,500
15/7840	0210-Non-Surcharge Eligible Meters	FP15784069999	Install New 5/8" Meters - Shenango	26,437	26,437	26,437	26,437	26,437	132,183
15/7840	0210-Non-Surcharge Eligible Meters	FP15811070001	Install New 5/8" Meters - Hawley	1,030	1,030	1,030	1,030	1,030	5,150
15/8110	0210-Non-Surcharge Eligible Meters	FP15811070002	Install New Larger Meters - Hawley	1,030	1,030	1,030	1,030	1,030	5,150
15/8500	0210-Non-Surcharge Eligible Meters	FP15850070003	Install New 5/8" Meters - Honesdale	1,030	1,030	1,030	1,030	1,030	5,150
15/8500	0210-Non-Surcharge Eligible Meters	FP15850070004	Install New Larger Meters-Honesdale	258	258	258	258	258	1,288
0210-Non-Surcharge Eligible Meters Total				1,194,937	1,254,528	1,302,688	1,352,963	1,405,451	6,510,567
15/5140	0215-Supplies-Meters (Non-Surchg)	FP15900570005	Purchase Meter Supplies - SE PA	194,361	194,361	202,534	211,116	220,126	1,022,499
15/7140	0215-Supplies-Meters (Non-Surchg)	FP15714070007	Purchase Meter Supplies - R Creek	515	515	515	515	515	2,575
15/7240	0215-Supplies-Meters (Non-Surchg)	FP15724070009	Purchase Meter Supplies - Susq	258	258	258	258	258	1,288
15/7340	0215-Supplies-Meters (Non-Surchg)	FP15734070011	Purchase Meter Supplies - Waymart	515	515	515	515	515	2,575
15/7440	0215-Supplies-Meters (Non-Surchg)	FP15744070015	Purchase Meter Supplies-White Haven	515	515	515	515	515	2,575
15/7840	0215-Supplies-Meters (Non-Surchg)	FP15784070013	Purchase Meter Supplies - Shenango	515	515	515	515	515	2,575
15/8110	0215-Supplies-Meters (Non-Surchg)	FP15811070017	Purchase Meter Supplies - Hawley	258	258	258	258	258	1,288

AQUA PENNSYLVANIA, INC. - WATER
DRAFT CAPITAL BUDGET - 2012 THRU 2016

DEPT	PROJECT GROUP	FP #	FP DESCRIPTION	2012	2013	2014	2015	2016	TOTAL
15/8500	0215-Supplies-Meters (Non-Surchg)	FP15850070019	Purchase Meter Supplies- Honesdale	258	258	258	258	258	1,288
	0215-Supplies-Meters (Non-Surchg) Total			197,194	197,194	205,367	213,949	222,959	1,036,661
15/5140	0225-ERT Devices (Surcharge)	FP15900516139	DSIC Retro Fit Install for R/F Sys	0	0	0	0	0	0
15/5140	0225-ERT Devices (Surcharge)	FP15900570006	Replace ERT Devices - SE PA	977,264	977,264	977,264	977,264	977,264	4,886,320
15/7140	0225-ERT Devices (Surcharge)	FP15714070008	Replace ERT Devices - Roaring Creek	515	515	515	515	515	2,575
15/7240	0225-ERT Devices (Surcharge)	FP15724070010	Replace ERT Devices - Susq	258	258	258	258	258	1,288
15/7340	0225-ERT Devices (Surcharge)	FP15734070012	Replace ERT Devices - Waymart	515	515	515	515	515	2,575
15/7440	0225-ERT Devices (Surcharge)	FP15744070016	Replace ERT Devices - White Haven	515	515	515	515	515	2,575
15/7840	0225-ERT Devices (Surcharge)	FP15784070014	Replace ERT Devices	515	515	515	515	515	2,575
15/8110	0225-ERT Devices (Surcharge)	FP15811070018	Replace ERT Devices - Hawley	258	258	258	258	258	1,288
15/8500	0225-ERT Devices (Surcharge)	FP15850070020	Replace ERT Devices - Honesdale	258	258	258	258	258	1,288
	0225-ERT Devices (Surcharge) Total			980,097	980,097	980,097	980,097	980,097	4,900,483
15/7815	0299-Other Meter Projects	FP15784088114	S-Meter Reading Equip Repl (2012)	24,000	24,000	24,000	24,000	24,000	120,000
15/7840	0299-Other Meter Projects	FP15784020792	S-Meter Reading Equip Replacement	0	0	0	0	0	0
	0299-Other Meter Projects Total			24,000	24,000	24,000	24,000	24,000	120,000
15/4120	0305-New Services	FP15900168600	Instal New 3/4" Services-Southern	48,361	50,295	52,307	54,400	56,576	261,939
15/4120	0305-New Services	FP15900168601	Instal New 1" Services-Southern	338,528	352,068	366,151	380,798	396,028	1,833,573
15/4120	0305-New Services	FP15900168602	Instal New 1 1/2" Services-South	48,361	50,295	52,307	54,400	56,576	261,939
15/4120	0305-New Services	FP15900168603	Instal New 2" Services - Southern	48,361	50,295	52,307	54,400	56,576	261,939
15/4120	0305-New Services	FP15900168604	Instal New >2" Services-Southern	184,392	191,782	199,449	207,426	215,723	998,773
15/4141	0305-New Services	FP15900204726	Instal New Services < 4" - Western	0	0	0	0	0	0
15/4141	0305-New Services	FP15900204727	Instal New Services >= 4" - Western	0	0	0	0	0	0
15/4141	0305-New Services	FP15900510312	Inst New Services - >/= 4"-Southern	0	0	0	0	0	0
15/4141	0305-New Services	FP15900510366	Instal New Services < 4" -Southern	0	0	0	0	0	0
15/4420	0305-New Services	FP15900368672	Instal New 3/4" Services - Eastern	51,052	53,094	55,218	57,426	59,723	276,513
15/4420	0305-New Services	FP15900368673	Instal New 1" Services - Eastern	357,361	371,659	386,525	401,981	418,060	1,935,585
15/4420	0305-New Services	FP15900368674	Instal New 1 1/2" Services-Eastern	51,052	53,094	55,218	57,426	59,723	276,513
15/4420	0305-New Services	FP15900368675	Instal New 2" Services-Eastern	51,052	53,094	55,218	57,426	59,723	276,513
15/4420	0305-New Services	FP15900368676	Instal New >2" Services-Eastern	213,399	221,939	230,819	240,050	249,983	1,156,190
15/4445	0305-New Services	FP15900515930	Instal New Services < 4" - Eastern	0	0	0	0	0	0
15/4445	0305-New Services	FP15900515932	Instal New Services >/= 4"-Eastern	0	0	0	0	0	0
15/4720	0305-New Services	FP15900268643	Instal New 3/4" Services-Western	58,351	60,685	63,078	65,637	68,262	316,013
15/4720	0305-New Services	FP15900268644	Instal New 1" Services-Western	408,457	424,798	441,549	459,457	477,836	2,212,096
15/4720	0305-New Services	FP15900268645	Instal New 1 1/2" Services-Western	58,351	60,685	63,078	65,637	68,262	316,013
15/4720	0305-New Services	FP15900268647	Instal New 2" Services-Western	58,351	60,685	63,078	65,637	68,262	316,013
15/4720	0305-New Services	FP15900268649	Instal New > 2" Services-Western	594,710	618,496	643,230	668,962	695,721	3,221,119
15/4720	0305-New Services	FP15900468702	Instal New 3/4" Services-Gr Valley	48,653	50,599	52,623	54,728	56,917	263,522
15/4720	0305-New Services	FP15900468704	Instal New 1 1/2" Services-Gr Val	340,574	354,195	368,362	383,098	398,423	1,844,653
15/4720	0305-New Services	FP15900468706	Instal New 2" Services-Gr Valley	48,653	50,599	52,623	54,728	56,917	263,522
15/4720	0305-New Services	FP15900468707	Instal New >2" Services-Gr Valley	134,544	139,926	145,570	151,387	157,466	728,892
15/4745	0305-New Services	FP15900404724	Instal New Services >=4"-Gr Valley	0	0	0	0	0	0
15/5140	0305-New Services	FP15900512508	Cost to Inspect New Services - SE PA	569,347	586,427	604,020	622,140	640,803	3,022,737
15/7140	0305-New Services	FP15714068730	Instal New 3/4" Services - Roar Ck	32,445	32,445	32,445	32,445	32,445	162,225
15/7140	0305-New Services	FP15714068731	Instal New 1" Services - Roaring Ck	4,635	4,635	4,635	4,635	4,635	23,175
15/7140	0305-New Services	FP15714068732	Instal New 1 1/2" Services- R Ck	4,635	4,635	4,635	4,635	4,635	23,175

AQUA PENNSYLVANIA, INC. - WATER
DRAFT CAPITAL BUDGET - 2012 THRU 2016

DEPT	PROJECT GROUP	FP #	FP DESCRIPTION	2012	2013	2014	2015	2016	TOTAL
15/7140	0305-New Services	FP15714068733	Install New 2" Services- Roaring Ck	4,635	4,635	4,635	4,635	4,635	23,175
15/7140	0305-New Services	FP15714068734	Install New >2" Services-Roaring Ck	16,995	16,995	16,995	16,995	16,995	84,975
15/7240	0305-New Services	FP15724010448	Install New 3/4" Services- Susq	0	0	0	0	0	0
15/7240	0305-New Services	FP15724010449	Install New Larger Services - Susq	0	0	0	0	0	0
15/7240	0305-New Services	FP15724068763	Install New 3/4" Services - Susq	16,277	16,277	16,277	16,277	16,277	81,383
15/7240	0305-New Services	FP15724068764	Install New 1" Services - Susq	2,318	2,318	2,318	2,318	2,318	11,588
15/7240	0305-New Services	FP15724068765	Install New 1 1/2" Services - Susq	2,318	2,318	2,318	2,318	2,318	11,588
15/7240	0305-New Services	FP15724068766	Install New 2" Services - Susq	2,318	2,318	2,318	2,318	2,318	11,588
15/7240	0305-New Services	FP15724068767	Install New >2" Services - Susq	4,249	4,249	4,249	4,249	4,249	21,244
15/7340	0305-New Services	FP15734000061	Install new 2" fire service NVil	0	0	0	0	0	0
15/7340	0305-New Services	FP15734015282	New 3/4" Services - Waymart	0	0	0	0	0	0
15/7340	0305-New Services	FP15734068879	Install New 3/4" Services- Waymart	57,680	57,680	57,680	57,680	57,680	288,400
15/7340	0305-New Services	FP15734068880	Install New 1" Services- Waymart	8,240	8,240	8,240	8,240	8,240	41,200
15/7340	0305-New Services	FP15734068881	Install New 1 1/2" Services-Waymart	8,240	8,240	8,240	8,240	8,240	41,200
15/7340	0305-New Services	FP15734068882	Install New 2" Services-Waymart	8,240	8,240	8,240	8,240	8,240	41,200
15/7340	0305-New Services	FP15734068883	Install New >2" Services-Waymart	515	515	515	515	515	2,575
15/7440	0305-New Services	FP15744027528	New 3/4" Services - White Haven	0	0	0	0	0	0
15/7440	0305-New Services	FP15744068953	Install New 3/4" Services - W Haven	162,225	162,225	162,225	162,225	162,225	811,125
15/7440	0305-New Services	FP15744068954	Install New 1" Services-White Haven	23,175	23,175	23,175	23,175	23,175	115,875
15/7440	0305-New Services	FP15744068955	Install New 1 1/2" Services-W Haven	23,175	23,175	23,175	23,175	23,175	115,875
15/7440	0305-New Services	FP15744068956	Install New 2" Services-White Haven	23,175	23,175	23,175	23,175	23,175	115,875
15/7440	0305-New Services	FP15744068957	Install New >2" Services-W Haven	5,150	5,150	5,150	5,150	5,150	25,750
15/7840	0305-New Services	FP15784068979	Install New 3/4" Services- Shenango	8,056	8,056	8,056	8,056	8,056	40,248
15/7840	0305-New Services	FP15784068980	Install New 1" Services- Shenango	56,393	56,393	56,393	56,393	56,393	281,739
15/7840	0305-New Services	FP15784068981	Install New 1 1/2" Services- SV	8,024	8,056	8,056	8,056	8,056	40,248
15/7840	0305-New Services	FP15784068982	Install New 2" Services- Shenango	4,012	4,028	4,028	4,028	4,028	20,124
15/7840	0305-New Services	FP15784068983	Install New >2" Services- Shenango	4,012	4,028	4,028	4,028	4,028	20,124
15/8110	0305-New Services	FP15811068903	Install New 3/4" Services - Hawley	7,210	7,210	7,210	7,210	7,210	36,050
15/8110	0305-New Services	FP15811068904	Install New 1" Services - Hawley	1,030	1,030	1,030	1,030	1,030	5,150
15/8110	0305-New Services	FP15811068905	Install New 1 1/2" Services-Hawley	1,030	1,030	1,030	1,030	1,030	5,150
15/8110	0305-New Services	FP15811068906	Install New 2" Services-Hawley	1,030	1,030	1,030	1,030	1,030	5,150
15/8110	0305-New Services	FP15811068907	Install New >2" Services-Hawley	515	515	515	515	515	2,575
15/8500	0305-New Services	FP15850068928	Install New 3/4" Services-Honesdale	7,210	7,210	7,210	7,210	7,210	36,050
15/8500	0305-New Services	FP15850068929	Install New 1" Services-Honesdale	1,030	1,030	1,030	1,030	1,030	5,150
15/8500	0305-New Services	FP15850068931	Install New 1 1/2" Services-Honesdl	1,030	1,030	1,030	1,030	1,030	5,150
15/8500	0305-New Services	FP15850068932	Install New 2" Services-Honesdale	1,030	1,030	1,030	1,030	1,030	5,150
15/8500	0305-New Services	FP15850068933	Install New >2" Services-Honesdale	515	515	515	515	515	2,575
0305-New Services Total				4,273,074	4,418,140	4,568,183	4,724,698	4,887,308	22,871,402
15/4143	0310-Renewal Servs - Regular	FP15900168605	Replace 3/4" Services-Southern	18,280	19,012	19,772	20,563	21,385	99,012
15/4143	0310-Renewal Servs - Regular	FP15900168606	Replace 1" Services-Southern	342,758	356,468	370,727	385,556	400,978	1,856,487
15/4143	0310-Renewal Servs - Regular	FP15900168607	Replace 1 1/2" Services-Southern	4,570	4,753	4,943	5,141	5,346	24,753
15/4143	0310-Renewal Servs - Regular	FP15900168608	Replace 2" Services-Southern	91,402	95,058	98,861	102,815	106,928	495,063
15/4143	0310-Renewal Servs - Regular	FP15900168609	Replace >2" Services-Southern	22,661	23,566	24,510	25,489	26,507	122,734
15/4143	0310-Renewal Servs - Regular	FP15900510370	Renew Services- >1/2" 4" - Southern	0	0	0	0	0	0
15/4143	0310-Renewal Servs - Regular	FP15900510380	Renew Services <4" - Southern	0	0	0	0	0	0
15/4445	0310-Renewal Servs - Regular	FP15900368678	Replace 3/4" Services- Eastern	316,520	329,178	342,347	356,039	370,281	1,714,364
15/4445	0310-Renewal Servs - Regular	FP15900368679	Replace 1" Services- Eastern	173,573	180,519	187,738	195,248	203,058	940,136
15/4445	0310-Renewal Servs - Regular	FP15900368680	Replace 1 1/2" Services- Eastern	5,105	5,309	5,521	5,743	5,973	27,651

AQUA PENNSYLVANIA, INC. - WATER
DRAFT CAPITAL BUDGET - 2012 THRU 2016

DEPT	PROJECT GROUP	FP #	FP DESCRIPTION	2012	2013	2014	2015	2016	TOTAL
15/4445	0310-Renewal Servs - Regular	FP15900368681	Replace 2" Services - Eastern	15,317	15,928	16,566	17,228	17,918	82,957
15/4445	0310-Renewal Servs - Regular	FP15900368682	Replace >2" Services- Eastern	43,238	44,964	46,763	48,627	50,579	234,171
15/4445	0310-Renewal Servs - Regular	FP15900511728	Renew Services - >1/2" - Eastern	0	0	0	0	0	0
15/4445	0310-Renewal Servs - Regular	FP15900515933	Renew Services - < 4" - Eastern	0	0	0	0	0	0
15/4745	0310-Renewal Servs - Regular	FP15900204730	Renew Services <4"-Western Div	214,955	223,554	232,495	241,796	251,468	1,164,268
15/4745	0310-Renewal Servs - Regular	FP15900268652	Replace 3/4" Services-Western	171,965	178,844	185,997	193,437	201,173	931,415
15/4745	0310-Renewal Servs - Regular	FP15900268651	Replace 1" Services-Western	4,300	4,472	4,651	4,837	5,028	23,289
15/4745	0310-Renewal Servs - Regular	FP15900268654	Replace 1 1/2" Services-Western	38,691	40,240	41,851	43,523	45,263	209,569
15/4745	0310-Renewal Servs - Regular	FP15900268655	Replace 2" Services-Western	21,608	22,472	23,371	24,305	25,278	117,034
15/4745	0310-Renewal Servs - Regular	FP15900268657	Replace >2" Services-Western	0	0	0	0	0	0
15/4745	0310-Renewal Servs - Regular	FP15900404737	Renew Services - <4" - Great Valley	0	0	0	0	0	0
15/4745	0310-Renewal Servs - Regular	FP15900404738	Renew Services >4" - Great Valley	0	0	0	0	0	0
15/4745	0310-Renewal Servs - Regular	FP15900468708	Replace 3/4" Services-Gr Valley	156,719	162,987	169,506	176,287	183,338	848,838
15/4745	0310-Renewal Servs - Regular	FP15900468709	Replace 1" Services-Gr Valley	112,365	116,858	121,534	126,395	131,451	608,603
15/4745	0310-Renewal Servs - Regular	FP15900468710	Replace 1 1/2" Services-Gr Val	8,870	9,226	9,596	9,980	10,379	48,051
15/4745	0310-Renewal Servs - Regular	FP15900468712	Replace 2" Services-Gr Valley	17,743	18,453	19,188	19,958	20,755	96,095
15/4745	0310-Renewal Servs - Regular	FP15900468713	Replace >2" Services-Gr Valley	10,813	11,248	11,700	12,174	12,653	58,588
15/7140	0310-Renewal Servs - Regular	FP15714010212	Repl 3/4" Services - RC (inactive)	0	0	0	0	0	0
15/7140	0310-Renewal Servs - Regular	FP15714010213	Repl Larger Services- RC (inactive)	0	0	0	0	0	0
15/7140	0310-Renewal Servs - Regular	FP15714068735	Replace 3/4" Services-R Ck	45,964	45,964	45,964	45,964	45,964	229,819
15/7140	0310-Renewal Servs - Regular	FP15714068736	Replace 1" Services-Roaring Ck	6,566	6,566	6,566	6,566	6,566	32,831
15/7140	0310-Renewal Servs - Regular	FP15714068737	Replace 1 1/2" Services-R Ck	6,566	6,566	6,566	6,566	6,566	32,831
15/7140	0310-Renewal Servs - Regular	FP15714068738	Replace 2" Services-Roaring Ck	6,566	6,566	6,566	6,566	6,566	32,831
15/7140	0310-Renewal Servs - Regular	FP15714068739	Replace >2" Services-R Ck	11,330	11,330	11,330	11,330	11,330	56,650
15/7240	0310-Renewal Servs - Regular	FP15724010476	Replace 3/4" Services- Susquehanna	0	0	0	0	0	0
15/7240	0310-Renewal Servs - Regular	FP15724068768	Replace 3/4" Services - Susq	16,466	16,466	16,466	16,466	16,466	82,329
15/7240	0310-Renewal Servs - Regular	FP15724068769	Replace 1" Services - Susq	2,352	2,352	2,352	2,352	2,352	11,762
15/7240	0310-Renewal Servs - Regular	FP15724068770	Replace 1 1/2" Services - Susq	2,352	2,352	2,352	2,352	2,352	11,762
15/7240	0310-Renewal Servs - Regular	FP15724068771	Replace 2" Services - Susq	2,352	2,352	2,352	2,352	2,352	11,762
15/7240	0310-Renewal Servs - Regular	FP15724068772	Replace >2" Services - Susq	3,180	3,180	3,180	3,180	3,180	15,901
15/7340	0310-Renewal Servs - Regular	FP15734015284	Replace 3/4" Services - Waymart	0	0	0	0	0	0
15/7340	0310-Renewal Servs - Regular	FP15734068884	Replace 3/4" Services-Waymart	57,680	57,680	57,680	57,680	57,680	288,400
15/7340	0310-Renewal Servs - Regular	FP15734068885	Replace 1" Services-Waymart	8,240	8,240	8,240	8,240	8,240	41,200
15/7340	0310-Renewal Servs - Regular	FP15734068886	Replace 1 1/2" Services-Waymart	8,240	8,240	8,240	8,240	8,240	41,200
15/7340	0310-Renewal Servs - Regular	FP15734068887	Replace 2" Services-Waymart	8,240	8,240	8,240	8,240	8,240	41,200
15/7340	0310-Renewal Servs - Regular	FP15734068888	Replace >2" Services-Waymart	1,545	1,545	1,545	1,545	1,545	7,725
15/7440	0310-Renewal Servs - Regular	FP15744027530	Replace 3/4" Services - White Haven	0	0	0	0	0	0
15/7440	0310-Renewal Servs - Regular	FP15744068958	Replace 3/4" Services- W Haven	54,075	54,075	54,075	54,075	54,075	270,375
15/7440	0310-Renewal Servs - Regular	FP15744068959	Replace 1" Services- W Haven	7,725	7,725	7,725	7,725	7,725	38,625
15/7440	0310-Renewal Servs - Regular	FP15744068961	Replace 1 1/2" Services- W Haven	7,725	7,725	7,725	7,725	7,725	38,625
15/7440	0310-Renewal Servs - Regular	FP15744068962	Replace 2" Services- W Haven	7,725	7,725	7,725	7,725	7,725	38,625
15/7840	0310-Renewal Servs - Regular	FP15784068984	Replace >2" Services- W Haven	5,150	5,150	5,150	5,150	5,150	25,750
15/7840	0310-Renewal Servs - Regular	FP15784068985	Replace 3/4" Services- Shenango	4,616	4,767	4,904	5,045	5,197	24,528
15/7840	0310-Renewal Servs - Regular	FP15784068986	Replace 1" Services- Shenango	32,309	33,366	34,328	35,315	36,375	171,694
15/7840	0310-Renewal Servs - Regular	FP15784068987	Replace 1 1/2" Services- SV	4,616	4,767	4,904	5,045	5,197	24,529
15/7840	0310-Renewal Servs - Regular	FP15784068988	Replace 2" Services- Shenango	2,308	2,383	2,452	2,523	2,598	12,263
15/8110	0310-Renewal Servs - Regular	FP15811068908	Replace 3/4" Services - Hawley	1,030	1,030	1,030	1,030	1,030	5,150
15/8110	0310-Renewal Servs - Regular	FP15811068909	Replace 1" Services - Hawley	7,210	7,210	7,210	7,210	7,210	36,050

AQUA PENNSYLVANIA, INC. - WATER
DRAFT CAPITAL BUDGET - 2012 THRU 2016

DEPT	PROJECT GROUP	FP #	FP DESCRIPTION	2012	2013	2014	2015	2016	TOTAL
15/8110	0310-Renewal Servs - Regular	FP15811068910	Replace 1 1/2" Services - Hawley	1,030	1,030	1,030	1,030	1,030	5,150
15/8110	0310-Renewal Servs - Regular	FP15811068911	Replace 2" Services - Hawley	1,030	1,030	1,030	1,030	1,030	5,150
15/8110	0310-Renewal Servs - Regular	FP15811068912	Replace >2" Services - Hawley	515	515	515	515	515	2,575
15/8500	0310-Renewal Servs - Regular	FP15850024507	Replace Services - Honesdale	0	0	0	0	0	0
15/8500	0310-Renewal Servs - Regular	FP15850068934	Replace 3/4" Services-Honesdale	1,030	1,030	1,030	1,030	1,030	5,150
15/8500	0310-Renewal Servs - Regular	FP15850068935	Replace 1" Services - Honesdale	7,210	7,210	7,210	7,210	7,210	36,050
15/8500	0310-Renewal Servs - Regular	FP15850068936	Replace 1 1/2" Services-Honesdale	1,030	1,030	1,030	1,030	1,030	5,150
15/8500	0310-Renewal Servs - Regular	FP15850068937	Replace 2" Services-Honesdale	1,030	1,030	1,030	1,030	1,030	5,150
15/8500	0310-Renewal Servs - Regular	FP15850068938	Replace >2" Services-Honesdale	515	515	515	515	515	2,575
	0310-Renewal Servs - Regular Total			2,129,280	2,202,445	2,278,350	2,357,264	2,439,376	11,406,715
15/4015	0315-Renewal Services - Main R	FP15900521273	Transfer Services- All PA Divisions	0	0	0	0	0	0
15/4141	0315-Renewal Services - Main R	FP15900168610	Transfer 3/4" Services-Southern	0	0	0	0	0	0
15/4141	0315-Renewal Services - Main R	FP15900168611	Transfer 1" Services-Southern	1,706,408	2,753,385	1,490,931	2,380,166	210,629	8,541,518
15/4141	0315-Renewal Services - Main R	FP15900168612	Transfer 1 1/2" Services-South	0	0	0	0	0	0
15/4141	0315-Renewal Services - Main R	FP15900168613	Transfer 2" Services-Southern	0	0	0	0	0	0
15/4141	0315-Renewal Services - Main R	FP15900168614	Transfer >2" Services-Southern	100,000	100,000	100,000	100,000	100,000	500,000
15/4141	0315-Renewal Services - Main R	FP15900268658	Transfer 3/4" Services-Western	0	0	0	0	0	0
15/4141	0315-Renewal Services - Main R	FP15900268659	Transfer 1" Services-Western	1,496,930	2,659,204	1,775,730	2,607,956	126,846	8,666,665
15/4141	0315-Renewal Services - Main R	FP15900268660	Transfer 1 1/2" Services-Western	0	0	0	0	0	0
15/4141	0315-Renewal Services - Main R	FP15900268661	Transfer 2" Services-Western	0	0	0	0	0	0
15/4141	0315-Renewal Services - Main R	FP15900268662	Transfer >2" Services-Western	88,500	88,500	88,500	88,500	88,500	442,500
15/4143	0315-Renewal Services - Main R	FP15900511908	Service Renew/Rehab <4" - Southern	2,177,488	3,831,494	2,574,243	3,758,564	227,754	12,569,543
15/4442	0315-Renewal Services - Main R	FP15900368683	Transfer 3/4" Services- Eastern	0	0	0	0	0	0
15/4442	0315-Renewal Services - Main R	FP15900368684	Transfer 1" Services- Eastern	0	0	0	0	0	0
15/4442	0315-Renewal Services - Main R	FP15900368685	Transfer 1 1/2" Services- East	0	0	0	0	0	0
15/4442	0315-Renewal Services - Main R	FP15900368686	Transfer 2" Services- Eastern	0	0	0	0	0	0
15/4442	0315-Renewal Services - Main R	FP15900368687	Transfer >2" Services- Eastern	78,700	78,700	78,700	78,700	78,700	393,500
15/4445	0315-Renewal Services - Main R	FP15900534797	Service Renew/Rehab >= 4" - Eastern	0	0	0	0	0	0
15/4445	0315-Renewal Services - Main R	FP15900536010	Service Renew/Rehab <4" - Eastern	595,081	1,042,109	702,312	1,022,398	68,115	3,430,015
15/4742	0315-Renewal Services - Main R	FP15900468714	Transfer 3/4" Services-Gr Valley	0	0	0	0	0	0
15/4742	0315-Renewal Services - Main R	FP15900468715	Transfer 1" Services-Gr Valley	0	0	0	0	0	0
15/4742	0315-Renewal Services - Main R	FP15900468716	Transfer 1 1/2" Services-Gr Valley	0	0	0	0	0	0
15/4742	0315-Renewal Services - Main R	FP15900468717	Transfer 2" Services-Gr Valley	0	0	0	0	0	0
15/4742	0315-Renewal Services - Main R	FP15900468718	Transfer >2" Services-Gr Valley	14,700	14,700	14,700	14,700	14,710	73,510
15/4745	0315-Renewal Services - Main R	FP15900404741	Service Renew/Rehab <4" - Gr Valley	0	0	0	0	0	0
15/4745	0315-Renewal Services - Main R	FP15900404742	Service Renew/Rehab >=4"-Gr Valley	0	0	0	0	0	0
15/7140	0315-Renewal Services - Main R	FP15714029127	Service Change Overs -Roaring Ck	0	0	0	0	0	0
15/7140	0315-Renewal Services - Main R	FP15714068740	Transfer 3/4" Services-R Ck	655,673	1,080,968	961,556	828,425	130,000	3,656,622
15/7140	0315-Renewal Services - Main R	FP15714068741	Transfer 1" Services-Roaring Ck	0	0	0	0	0	0
15/7140	0315-Renewal Services - Main R	FP15714068742	Transfer 1 1/2" Services-R Ck	0	0	0	0	0	0
15/7140	0315-Renewal Services - Main R	FP15714068743	Transfer 2" Services-Roaring Ck	0	0	0	0	0	0
15/7140	0315-Renewal Services - Main R	FP15714068744	Transfer >2" Services-R Ck	0	0	0	0	0	0
15/7240	0315-Renewal Services - Main R	FP15724068773	Transfer 3/4" Services - Susq	113,188	187,804	184,852	162,011	185,028	832,883
15/7240	0315-Renewal Services - Main R	FP15724068774	Transfer 1" Services - Susq	0	0	0	0	0	0
15/7240	0315-Renewal Services - Main R	FP15724068775	Transfer 1 1/2" Services - Susq	0	0	0	0	0	0
15/7240	0315-Renewal Services - Main R	FP15724068776	Transfer 2" Services - Susq	0	0	0	0	0	0
15/7240	0315-Renewal Services - Main R	FP15724068777	Transfer >2" Services - Susq	0	0	0	0	0	0
15/7340	0315-Renewal Services - Main R	FP15734021789	Carbondale Road Services	0	0	0	0	0	0

AQUA PENNSYLVANIA, INC. - WATER
DRAFT CAPITAL BUDGET - 2012 THRU 2016

DEPT	PROJECT GROUP	FP #	FP DESCRIPTION	2012	2013	2014	2015	2016	TOTAL
15/7340	0315-Renewal Services - Main R	FP15734068889	Transfer 3/4" Services-Waymart	606,259	461,299	331,500	503,100	377,000	2,279,158
15/7340	0315-Renewal Services - Main R	FP15734068891	Transfer 1 1/2" Services-Waymart	0	0	0	0	0	0
15/7340	0315-Renewal Services - Main R	FP15734068892	Transfer 2" Services-Waymart	0	0	0	0	0	0
15/7340	0315-Renewal Services - Main R	FP15734068893	Transfer >2" Services-Waymart	0	0	0	0	0	0
15/7365	0315-Renewal Services - Main R	FP15734052630	Repl Services Gouldsboro MR	0	0	0	0	0	0
15/7440	0315-Renewal Services - Main R	FP15744068964	Transfer 3/4" Services- W Haven	308,384	496,299	476,930	493,274	160,373	1,935,260
15/7440	0315-Renewal Services - Main R	FP15744068965	Transfer 1" Services- W Haven	0	0	0	0	0	0
15/7440	0315-Renewal Services - Main R	FP15744068968	Transfer >2" Services- W Haven	0	0	0	0	0	0
15/7840	0315-Renewal Services - Main R	FP15784021944	C-SR HEINZ, THORTON TO BLUFF WAY	0	0	0	0	0	0
15/7840	0315-Renewal Services - Main R	FP15784021952	C-MITCHELL/SR 18, SR 318 TO NW TANK	0	0	0	0	0	0
15/7840	0315-Renewal Services - Main R	FP15784021964	C-SR HIGHLAND, FORKER TO N BUHL FAR	0	0	0	0	0	0
15/7840	0315-Renewal Services - Main R	FP15784021971	C-SR KING, OAKDALE TO ELLIS	0	0	0	0	0	0
15/7840	0315-Renewal Services - Main R	FP15784022034	C-SR ASHLAND, ADELAIDE TO CRAWFORD	0	0	0	0	0	0
15/7840	0315-Renewal Services - Main R	FP15784068989	Transfer 3/4" Services-Shenango	0	0	0	0	0	0
15/7840	0315-Renewal Services - Main R	FP15784068990	Transfer 1" Services-Shenango	822,587	713,700	713,700	696,973	351,000	3,297,960
15/7840	0315-Renewal Services - Main R	FP15784068991	Transfer 1 1/2" Services-SV	0	0	0	0	0	0
15/7840	0315-Renewal Services - Main R	FP15784068992	Transfer 2" Services-Shenango	0	0	0	0	0	0
15/7840	0315-Renewal Services - Main R	FP15784068993	Transfer >2" Services-Shenango	0	0	0	0	0	0
15/8110	0315-Renewal Services - Main R	FP15811021255	Service Chgoovers-Hawley (inactive)	0	0	0	0	0	0
15/8110	0315-Renewal Services - Main R	FP15811068913	Transfer 3/4" Services - Hawley	0	54,870	59,800	65,000	0	179,670
15/8500	0315-Renewal Services - Main R	FP15850052730	Repl Services - Honesdale	0	0	0	0	0	0
15/8500	0315-Renewal Services - Main R	FP15850068939	Transfer 3/4" Services-Honesdale	141,112	147,596	266,500	260,189	0	815,396
	0315-Renewal Services - Main R Total			8,905,009	13,710,627	9,819,954	13,059,956	2,118,656	47,614,202
15/4015	0399-Other Service Work	FP15900598374	Non-DSIC Service Transfers-All PA	722,000	1,800,000	2,745,500	1,344,400	1,478,700	8,090,600
15/7340	0399-Other Service Work	FP15734017615	Repl Serv Elmbrook Phase 2	0	0	0	0	0	0
15/7440	0399-Other Service Work	FP15744081846	Replace Services Lake Valley Dr -PV	0	0	0	0	0	0
15/7481	0399-Other Service Work	FP15744029106	Services - Washington Pk MR PV80171	0	0	0	0	0	0
	0399-Other Service Work Total			722,000	1,800,000	2,745,500	1,344,400	1,478,700	8,090,600
15/2320	0405-New Hydrants	FP15900385335	FH 11-301 Springfield Twp	0	0	0	0	0	0
15/4120	0405-New Hydrants	FP15900168615	Install New Hydrants-Southern	22,226	23,116	24,031	24,998	26,001	120,372
15/4141	0405-New Hydrants	FP15900294674	Fire Hydrant 21-276 Rt 252, Newtown	0	0	0	0	0	0
15/4420	0405-New Hydrants	FP15900368688	Install New Hydrants - Eastern	88,905	92,468	96,167	100,002	104,001	481,544
15/4442	0405-New Hydrants	FP15900300108	New Hydrants - Eastern Div	0	0	0	0	0	0
15/4442	0405-New Hydrants	FP15900385334	FH 11-302 Pleasant Ave, Spfld	0	0	0	0	0	0
15/4720	0405-New Hydrants	FP15900468719	Install New Hydrants - Gr Valley	71,132	73,975	76,932	80,003	83,202	385,244
15/4742	0405-New Hydrants	FP15900268663	Install New Hydrants - Western	46,253	46,223	48,083	49,998	52,001	242,559
15/4742	0405-New Hydrants	FP15900474376	FH 96-328 West Chester Boro	0	0	0	0	0	0
15/7140	0405-New Hydrants	FP15714068745	Install New Hydrants - Roaring Ck	9,270	9,270	9,270	9,270	9,270	46,350
15/7240	0405-New Hydrants	FP15724068778	Install New Hydrants - Susq	7,081	7,081	7,081	7,081	7,081	35,406
15/7340	0405-New Hydrants	FP15734068894	Install New Hydrants - Waymart	1,545	1,545	1,545	1,545	1,545	7,725
15/7440	0405-New Hydrants	FP15744068969	Install New Hydrants - White Haven	4,120	4,120	4,120	4,120	4,120	20,600
15/7840	0405-New Hydrants	FP15784068994	Install New Hydrants - Shenango	23,364	23,334	23,955	24,592	25,246	120,492
15/8110	0405-New Hydrants	FP15811068918	Install New Hydrants - Hawley	515	515	515	515	515	2,575
15/8500	0405-New Hydrants	FP15850068944	Install New Hydrants - Honesdale	515	515	515	515	515	2,575
	0405-New Hydrants Total			274,927	282,163	292,214	302,640	313,498	1,465,442
15/4120	0410-Replace/Relocate Hydrants	FP15900168616	Replace/Relocate Hydrants-Southern	1,137,915	1,183,430	1,230,769	1,279,997	445,000	5,277,111

AQUA PENNSYLVANIA, INC. - WATER
DRAFT CAPITAL BUDGET - 2012 THRU 2016

DEPT	PROJECT GROUP	FP #	FP DESCRIPTION	2012	2013	2014	2015	2016	TOTAL
15/4120	0410-Relocate/Relocate Hydrants	FP15900268664	Replace/Relocate Hydrants-Western	644,142	669,908	696,702	724,571	250,000	2,985,323
15/4143	0410-Relocate/Relocate Hydrants	FP15900100242	Replace/Relocate Hydrants -Southern	0	0	0	0	0	0
15/4143	0410-Relocate/Relocate Hydrants	FP15900200243	Replace/Relocate Hydrants - Western	0	0	0	0	0	0
15/4420	0410-Relocate/Relocate Hydrants	FP15900368689	Replace/Relocate Hydrants-Eastern	1,201,597	1,249,659	1,299,649	1,351,629	470,000	5,572,534
15/4442	0410-Relocate/Relocate Hydrants	FP15900389335	FH 43-423 Reloc Davisville Rd	0	0	0	0	0	0
15/4445	0410-Relocate/Relocate Hydrants	FP15900300241	Replace/Relocate - Eastern Division	0	0	0	0	0	0
15/4720	0410-Relocate/Relocate Hydrants	FP15900468720	Replace/Relocate Hydrants-Gr Valley	566,392	589,048	612,611	637,114	220,000	2,625,164
15/4742	0410-Relocate/Relocate Hydrants	FP15900400481	FH 59-271 relocate, West Goshen Twp	0	0	0	0	0	0
15/7140	0410-Relocate/Relocate Hydrants	FP15714010216	Replace Hydrants - RC (inactive)	0	0	0	0	0	0
15/7140	0410-Relocate/Relocate Hydrants	FP15714068746	Replace/Relocate Hydrant-Roaring Ck	51,500	51,500	51,500	51,500	51,500	257,500
15/7240	0410-Relocate/Relocate Hydrants	FP15724068779	Replace/Relocate Hydrants- Susq	25,879	25,879	25,879	25,879	25,879	129,394
15/7340	0410-Relocate/Relocate Hydrants	FP15734068895	Replace/Relocate Hydrants - Waymart	5,665	5,665	5,665	5,665	5,665	28,325
15/7440	0410-Relocate/Relocate Hydrants	FP15744068971	Replace/Relocate Hydrants-W Haven	7,725	7,725	7,725	7,725	7,725	38,625
15/7840	0410-Relocate/Relocate Hydrants	FP15784021954	C-MITCHELL/SR 18, SR 318 TO NW TANK	0	0	0	0	0	0
15/7840	0410-Relocate/Relocate Hydrants	FP15784021966	C-HR HIGHLAND, FORKER TO N BUHL FAR	0	0	0	0	0	0
15/7840	0410-Relocate/Relocate Hydrants	FP15784021978	C-HR STATELINE, OHIO TO ULP	0	0	0	0	0	0
15/7840	0410-Relocate/Relocate Hydrants	FP15784068995	Replace/Relocate Hydrants-Shenango	208,810	181,170	181,170	176,924	89,100	837,174
15/7840	0410-Relocate/Relocate Hydrants	FP15784098894	Hydrant #4021 Erie Street Edinburg	0	0	0	0	0	0
15/8110	0410-Relocate/Relocate Hydrants	FP15811068919	Replace/Relocate Hydrants - Hawley	1,030	1,030	1,030	1,030	1,030	5,150
15/8500	0410-Relocate/Relocate Hydrants	FP15850052731	Repl Fire Hydrants- Honesdale	0	0	0	0	0	0
15/8500	0410-Relocate/Relocate Hydrants	FP15850068945	Replace/Relocate Hydrants-Honesdale	1,030	1,030	1,030	1,030	1,030	5,150
	0410-Relocate/Relocate Hydrants Total			3,851,684	3,966,044	4,113,729	4,263,064	1,566,929	17,761,450
15/4143	0415-Eliminate No Drain Hydran	FP15900100917	Eliminate No Drain Hydrants-Souther	0	0	0	0	0	0
15/4445	0415-Eliminate No Drain Hydran	FP15900300885	Eliminate No Drain Hydrants-Eastern	0	0	0	0	0	0
15/4745	0415-Eliminate No Drain Hydran	FP15900200918	Eliminate No Drain Hydrants-Western	0	0	0	0	0	0
	0415-Eliminate No Drain Hydran Total			0	0	0	0	0	0
15/4442	0430-Private Hyd - New Install	FP15900378555	FH 52-89-0	0	0	0	0	0	0
	0430-Private Hyd - New Install Total			0	0	0	0	0	0
15/4445	0435-Private Hyd-Replacements	FP15900302403	Repl/Relo Private Hydrants- Eastern	0	0	0	0	0	0
	0435-Private Hyd-Replacements Total			0	0	0	0	0	0
15/4015	0499-Other Fire Hydrant Work	FP15900598375	Repl/Reloc Hydrants-All PA Non-DSIC	388,700	971,000	1,478,300	723,900	796,200	4,358,100
15/7440	0499-Other Fire Hydrant Work	FP15744081933	Replace Hydrants Lake Valley (PV)	0	0	0	0	0	0
	0499-Other Fire Hydrant Work Total			388,700	971,000	1,478,300	723,900	796,200	4,358,100
15/3032	0505-Chlorination Enhancements	FP15900556747	Inst CL2 Leak Detectors - Plants	0	0	0	0	0	0
15/3032	0505-Chlorination Enhancements	FP15900583373	Replace NAOCl OSG	0	0	0	0	0	0
15/3032	0505-Chlorination Enhancements	FP15900592728	Replace NAOCl OSG (P)	10,300	10,300	10,300	10,300	10,300	51,500
15/3032	0505-Chlorination Enhancements	FP15900592729	Inst CL2 Leak Detectors-Plants (P)	10,300	0	10,300	0	10,300	30,900
15/3032	0505-Chlorination Enhancements	FP15900592733	Repl Chlorine Analyzers - Plant (P)	42,000	42,000	42,000	42,000	42,000	210,000
15/3032	0505-Chlorination Enhancements	FP15900592734	Repl Chlor Analyz-Well & Bstr (P)	54,600	54,600	57,750	57,750	57,750	282,450
15/3032	0505-Chlorination Enhancements	FP15900878094	Repl Leak Sensor-Plant/Well/Booster	0	0	0	0	0	0
15/3032	0505-Chlorination Enhancements	FP15900892730	Repl Leak Sens-Plant/Well/Boost (P)	2,000	2,000	2,000	2,000	2,000	10,000
15/3032	0505-Chlorination Enhancements	FP15900922685	Rbld Chlorine Sys Evaporator-Pick W	0	0	0	0	0	0
15/3032	0505-Chlorination Enhancements	FP15900992731	Rbld Chlorine Sys Evapor-Pick W (P)	9,923	9,923	9,923	9,923	9,923	49,615
15/6163	0505-Chlorination Enhancements	FP15900978835	Rbld Chlorine Sys Evaporator-Pick W	0	0	0	0	0	0

AQUA PENNSYLVANIA, INC. - WATER
DRAFT CAPITAL BUDGET - 2012 THRU 2016

DEPT	PROJECT GROUP	FP #	FP DESCRIPTION	2012	2013	2014	2015	2016	TOTAL
15/6167	0505-Chorination Enhancements	FP15900955850	Repipe Pre-CL2 App Point	0	0	0	0	0	0
15/6169	0505-Chorination Enhancements	FP15900957391	Construct Addt NaOCI Sta (B-1)	0	0	81,413	281,986	0	363,399
	0505-Chorination Enhancements Total			129,123	118,823	213,686	403,959	132,273	997,864
15/2920	0510-Automated Distr Controls	FP15900591574	Process Cntrl Mod Spare Prts (P)	51,500	51,500	51,500	51,500	51,500	257,500
15/2920	0510-Automated Distr Controls	FP15900921461	Upgrade Asset Management Program	0	0	0	0	0	0
15/2920	0510-Automated Distr Controls	FP15900956748	Upgr Filter Consoles - Plants	0	0	0	0	0	0
15/2920	0510-Automated Distr Controls	FP15900984333	Upgrade Asset Management Program	0	0	0	0	0	0
15/2920	0510-Automated Distr Controls	FP15900991494	Upgr Filter Consoles-Plants (P)	51,649	0	0	0	0	51,649
15/2920	0510-Automated Distr Controls	FP15900991513	Upgr Asset Mgmt Program (P)	29,870	33,918	38,337	44,115	46,798	193,038
15/2920	0510-Automated Distr Controls	FP15900992694	SCADA Cyber Sec Upgr-Plants/Wells	41,200	41,200	41,200	41,200	41,200	206,000
15/3520	0510-Automated Distr Controls	FP15900507924	Rehab of SCADA Satellite-S.E. PA	0	0	0	0	0	0
15/3520	0510-Automated Distr Controls	FP15900555146	Generic Rehab Scada Satellite-SE PA	184,419	98,095	98,095	98,095	103,000	581,705
15/3520	0510-Automated Distr Controls	FP15900555147	Generic SE Pa SCADA Upgrades	69,648	118,695	117,714	117,714	123,600	547,371
15/3520	0510-Automated Distr Controls	FP15900555148	Generic Upg/Inst Aut Dist Control	52,500	52,500	52,500	52,500	52,500	262,500
15/3520	0510-Automated Distr Controls	FP15900565732	SCADA Data 2010 Enhancements	0	0	0	0	0	0
15/3520	0510-Automated Distr Controls	FP15900585833	2011 Scada Upgrades	0	0	0	0	0	0
15/3520	0510-Automated Distr Controls	FP15900590973	Satellite Upgrades - SCADA	0	0	0	0	0	0
15/6160	0510-Automated Distr Controls	FP15900958111	Upgrade Modicon Equip Bristol	0	0	0	0	0	0
15/6160	0510-Automated Distr Controls	FP15900991594	Upgr Modicon Equip Bristol (P)	22,660	24,720	26,780	27,810	29,870	131,840
15/6162	0510-Automated Distr Controls	FP15900991699	Upgr Modicon Equip - Crum (P)	26,250	26,250	26,250	26,250	26,250	131,250
15/6163	0510-Automated Distr Controls	FP15900958112	Upgrade Modicon Equip Pick W	0	0	0	0	0	0
15/6163	0510-Automated Distr Controls	FP15900991895	Upgr Modicon Equip Pick W (P)	24,720	25,690	26,725	28,780	29,810	135,725
15/6164	0510-Automated Distr Controls	FP15900922706	Upgr Modicon Equipment-Neshaminy	0	0	0	0	0	0
15/6164	0510-Automated Distr Controls	FP15900992016	Upgrd Modicon Equip-Nesh (P)	33,900	35,960	21,020	16,050	16,110	123,040
15/6166	0510-Automated Distr Controls	FP15900980413	Upg Modicon Equipment Ingram's	0	0	0	0	0	0
15/6166	0510-Automated Distr Controls	FP15900992085	Upgde Modicon Equip-Ingrams (P)	26,124	27,181	28,300	29,350	30,400	141,355
15/6167	0510-Automated Distr Controls	FP15900958126	Upgrade Modicon Equipment Pick E	0	0	0	0	0	0
15/6167	0510-Automated Distr Controls	FP15900992120	Upgrd Modicon Equip-Pick E (P)	27,200	29,300	32,400	35,050	35,650	159,600
15/6169	0510-Automated Distr Controls	FP15900992254	Upgrd Modicon Equip U Merton (P)	24,720	24,334	32,200	27,810	28,840	137,904
15/6169	0510-Automated Distr Controls	FP15900992295	Upgrade Control System U Merion	268,106	0	0	0	0	268,106
15/6169	0510-Automated Distr Controls	FP15900992515	Upgr SCADA U Merion	0	360,500	0	0	0	360,500
15/6190	0510-Automated Distr Controls	FP15900210457	Upgde Automated Vive Controls-Pits	0	0	0	0	0	0
15/6190	0510-Automated Distr Controls	FP15900292313	Upgde Aut Vive Controls-Pits (P)	34,067	35,741	37,492	41,200	41,200	189,700
15/7130	0510-Automated Distr Controls	FP15714055646	Upgr SCADA Hrdw Softw (A2) RC Plant	0	0	0	0	0	0
15/7130	0510-Automated Distr Controls	FP15714058149	Upgrade Modicon Equipm RC	0	0	0	0	0	0
15/7130	0510-Automated Distr Controls	FP15714092453	Upgr Modicon Equipm RC (P)	10,300	10,300	10,300	10,300	10,300	51,500
15/7140	0510-Automated Distr Controls	FP15714010323	SCADA Additions/Improvements-RC	0	0	0	0	0	0
15/7140	0510-Automated Distr Controls	FP15714078593	SCADA Improvements	0	0	0	0	0	0
15/7140	0510-Automated Distr Controls	FP15714086453	SCADA Additions/Improvements - RC	75,000	10,300	10,300	10,300	10,300	116,200
15/7240	0510-Automated Distr Controls	FP15724014281	SCADA Upgrades - Susquehanna	245,238	2,943	2,943	2,943	2,943	257,009
15/7340	0510-Automated Distr Controls	FP15734010032	SCADA Installs/Upgrades-Waymart	0	0	0	105,000	0	105,000
15/7340	0510-Automated Distr Controls	FP15734021790	Install/Upgrade SCADA-Thomhurst	0	0	0	0	0	0
15/7340	0510-Automated Distr Controls	FP15734057287	Replace SCADA @ SCI Waymart Well	100,000	0	0	0	0	100,000
15/7340	0510-Automated Distr Controls	FP15734057353	Inst SCADA @ Pinecrest & Wild Pines	111,735	0	0	0	0	111,735
15/7340	0510-Automated Distr Controls	FP15734057384	Inst SCADA @ Tanglewood North	0	55,867	0	0	0	55,867
15/7340	0510-Automated Distr Controls	FP15734057387	Inst SCADA @ Woodledge & Jefferson	0	0	111,735	0	0	111,735
15/7340	0510-Automated Distr Controls	FP15734067177	Install SCADA - Paupackan Lake	191,949	0	0	0	0	191,949
15/7430	0510-Automated Distr Controls	FP15744090913	Factoryville SCADA	0	0	0	0	0	0

AQUA PENNSYLVANIA, INC. - WATER
DRAFT CAPITAL BUDGET - 2012 THRU 2016

DEPT	PROJECT GROUP	FP #	FP DESCRIPTION	2012	2013	2014	2015	2016	TOTAL
15/7430	0510-Automated Distr Controls	FP15744090934	Hex Acres SCADA	0	0	0	0	0	0
15/7440	0510-Automated Distr Controls	FP15744021297	SCADA Improvements - White Haven	257,500	257,500	257,500	257,500	257,500	1,287,500
15/7440	0510-Automated Distr Controls	FP15744051908	Woodhaven Well (#102) SCADA Relocat	0	0	0	0	0	0
15/7440	0510-Automated Distr Controls	FP15744051909	Hilltop Well (#101) SCADA Upgrade	0	0	0	0	0	0
15/7440	0510-Automated Distr Controls	FP15744051910	White Haven Office SCADA Upgrade	0	0	0	0	0	0
15/7440	0510-Automated Distr Controls	FP15744090173	Install SCADA - Brooklyn Well	52,682	0	0	0	0	52,682
15/7440	0510-Automated Distr Controls	FP15744090175	Install SCADA - Hop Bottom Well	52,682	0	0	0	0	52,682
15/7440	0510-Automated Distr Controls	FP15744090177	Install SCADA - Fieldcrest Well	52,682	0	0	0	0	52,682
15/7830	0510-Automated Distr Controls	FP15783011287	P-Automated Distribution Control-SV	0	0	0	0	0	0
15/7830	0510-Automated Distr Controls	FP15784060111	SV PLC & Radio Upgrades	0	0	0	0	0	0
15/7830	0510-Automated Distr Controls	FP15784092814	P-Automated Distrib Control-SV (P)	4,000	4,000	4,000	4,000	4,000	20,000
15/8110	0510-Automated Distr Controls	FP15811057386	Install SCADA @Hawley Wells	0	55,867	0	0	0	55,867
15/8110	0510-Automated Distr Controls	FP15811092306	Instl SCADA Hawley Wells & Tanks	0	0	0	0	150,000	150,000
15/8500	0510-Automated Distr Controls	FP15850055666	SCADA Upgrades - Honesdale	0	0	0	0	0	0
15/8500	0510-Automated Distr Controls	FP15850063952	Honesdale Office SCADA Upgrade	0	0	0	0	0	0
	0510-Automated Distr Controls Total			2,122,301	1,382,361	1,027,291	1,027,467	1,091,771	6,651,192
15/6166	0512-Treatment Plants	FP15900976592	Rehab Plant Equipment - Ingrams	0	0	0	0	0	0
15/7830	0512-Treatment Plants	FP15784098515	Replace Door Closers SV WTP	0	0	0	0	0	0
15/7856	0512-Treatment Plants	FP15784056289	Design & Construct Plant-Clarendon	0	0	0	0	0	0
15/7856	0512-Treatment Plants	FP15784060072	Rebuild Clarendon Well House	86,200	200,000	0	0	0	286,200
	0512-Treatment Plants Total			86,200	200,000	0	0	0	286,200
15/2330	0514-Boosters (TPB)	FP15900115432	Upgrade Mitchell Booster Pumps	0	0	0	0	0	0
15/2330	0514-Boosters (TPB)	FP1590058276	Upgd Eddystone Booster Stn	0	0	0	0	0	0
15/2330	0514-Boosters (TPB)	FP15900622403	Upgrade Haunted Lane Booster	0	0	0	0	0	0
15/2330	0514-Boosters (TPB)	FP15900668016	Repl Pump #1 Rock Raymond Booster	0	0	0	0	0	0
15/2330	0514-Boosters (TPB)	FP15900668112	Install Suckles Rd Booster	0	0	0	0	0	0
15/2330	0514-Boosters (TPB)	FP15900693995	Barren Hill In-Line Booster	618,956	0	0	0	0	618,956
15/2330	0514-Boosters (TPB)	FP15900694095	Ridley Booster Valve Modifications	168,806	0	0	0	0	168,806
15/2330	0514-Boosters (TPB)	FP15900694174	Upgrade King Road Booster	253,209	0	0	0	0	253,209
15/2330	0514-Boosters (TPB)	FP15900697234	Construct Warwick Booster	53,319	611,058	0	0	0	664,377
15/2330	0514-Boosters (TPB)	FP15900697254	Construct Philadelphia Booster	812,924	0	0	0	0	812,924
15/2330	0514-Boosters (TPB)	FP15900698816	Repl Summit Ave Booster Station	0	0	0	0	0	0
15/2330	0514-Boosters (TPB)	FP15900698819	Install Bensalem HI Pumps @ Croydon	0	0	0	0	0	0
15/2330	0514-Boosters (TPB)	FP15900698876	Construct Dorset Tank Booster	0	0	0	0	0	0
15/2330	0514-Boosters (TPB)	FP15900622721	Upgrade Booster VFD's	0	0	0	0	0	0
15/6188	0514-Boosters (TPB)	FP15900622722	Upgrad Emergency Generators-Boosters	0	0	0	0	0	0
15/6188	0514-Boosters (TPB)	FP15900656069	Repl Transformer Sprout Rd Booster	0	0	0	0	0	0
15/6188	0514-Boosters (TPB)	FP15900656080	Upg Elec @ V Forge Booster	0	0	0	0	0	0
15/6188	0514-Boosters (TPB)	FP15900692307	Upgrade Booster VFD's (P)	46,305	48,615	51,030	52,500	57,750	256,200
15/6188	0514-Boosters (TPB)	FP15900692311	Upgrad Emergency Generators-Boosters	54,600	57,330	60,165	63,000	66,150	301,245
15/7140	0514-Boosters (TPB)	FP15714010168	Repl Edgewood Booster- Roaring Ck	0	0	0	0	0	0
15/7330	0514-Boosters (TPB)	FP15734076973	Replace PLE booster pump #4	0	0	0	0	0	0
15/7440	0514-Boosters (TPB)	FP15744053708	Repl Sunrise Booster Station	0	0	0	0	0	0
15/7440	0514-Boosters (TPB)	FP15744057706	Construct 4 Booster Stations - ER	51,771	631,757	0	0	0	683,528
15/7440	0514-Boosters (TPB)	FP15744057707	Construct Saddle Ridge Booster	270,243	0	0	0	0	270,243
15/7830	0514-Boosters (TPB)	FP15783011288	P Booster Station Upgrades - SV	0	0	0	0	0	0
15/7830	0514-Boosters (TPB)	FP15784022045	E-Rebuild CV Booster Station	0	0	0	0	0	0

AQUA PENNSYLVANIA, INC. - WATER
DRAFT CAPITAL BUDGET - 2012 THRU 2016

DEPT	PROJECT GROUP	FP #	FP DESCRIPTION	2012	2013	2014	2015	2016	TOTAL
15/7830	0514-Boosters (TPB)	FP15784022046	E-Rebuild Mitchell Booster Station	0	0	0	0	0	0
15/7830	0514-Boosters (TPB)	FP15784092614	Rebuild Keel Ridge Booster Station	79,402	762,939	0	0	0	842,341
15/7830	0514-Boosters (TPB)	FP15784092655	P Booster Station Upgrades - SV (P)	10,300	10,300	10,300	10,300	10,300	51,500
15/7840	0514-Boosters (TPB)	FP15784098514	Mercer Booster Upgrades	0	0	0	0	0	0
	0514-Boosters (TPB) Total			2,419,835	2,122,000	121,495	125,800	134,200	4,923,330
15/1130	0515-Improvements Other (TPB)	FP15900987396	Impl Fall Protection Sys-SEPA Plant	309,000	206,000	206,000	206,000	206,000	1,133,000
15/2330	0515-Improvements Other (TPB)	FP15900510620	Aerial Pipeline Crossing Rehab	26,250	26,250	0	0	0	78,750
15/2330	0515-Improvements Other (TPB)	FP15900961931	Solar Energy Farm-Pickering Complex	0	0	0	0	0	0
15/2920	0515-Improvements Other (TPB)	FP15900515870	Sinkhole Remediation	0	0	0	0	0	0
15/2920	0515-Improvements Other (TPB)	FP15900591534	Sinkhole Remediation (P)	61,800	61,800	64,890	65,920	65,920	320,330
15/2920	0515-Improvements Other (TPB)	FP15900595055	Process Control Modicon Spare Parts	0	0	0	0	0	0
15/2920	0515-Improvements Other (TPB)	FP15900895796	Georgetown Pumping Rate	0	0	0	0	0	0
15/2920	0515-Improvements Other (TPB)	FP15900979654	Crum Emergency Generator	0	0	0	0	0	0
15/2920	0515-Improvements Other (TPB)	FP15900979753	Ingrams Mill Gen Load Bank Test	0	0	0	0	0	0
15/2920	0515-Improvements Other (TPB)	FP15900983134	125 VDC Battery System-Neshaminy	0	0	0	0	0	0
15/2920	0515-Improvements Other (TPB)	FP15900987333	Plant Computer	0	0	0	0	0	0
15/2920	0515-Improvements Other (TPB)	FP15900991373	Pickering Cleanw Structural Repairs	0	0	0	0	0	0
15/3020	0515-Improvements Other (TPB)	FP15900310056	DiEgido-Neshaminy Res. Landfill	285,890	552,710	0	0	0	838,599
15/3032	0515-Improvements Other (TPB)	FP15900514206	Replace Flow Control Valves-Wells	0	0	0	0	0	0
15/3032	0515-Improvements Other (TPB)	FP15900592736	Repl Flow Ctrl Valves-Wells (P)	31,000	20,500	31,000	20,500	31,000	134,000
15/3032	0515-Improvements Other (TPB)	FP15900783245	Install Solarbee Various Locations	0	0	0	0	0	0
15/3032	0515-Improvements Other (TPB)	FP15900792735	Upgrade Chlorine Contact Wells Stat	126,000	126,000	126,000	126,000	126,000	630,000
15/3032	0515-Improvements Other (TPB)	FP15900821757	Upgrade Chlorine Contact Wells Stat	0	0	0	0	0	0
15/3032	0515-Improvements Other (TPB)	FP15900878093	Repl CL2 Leak Detector-Wells & Bstr	0	0	0	0	0	0
15/3032	0515-Improvements Other (TPB)	FP15900976636	Replace Chem Feed Pumps Well/Bstr	0	0	0	0	0	0
15/6160	0515-Improvements Other (TPB)	FP15900921466	Paint Ext Bldgs Bristol	0	0	0	0	0	0
15/6160	0515-Improvements Other (TPB)	FP15900951546	Bristol Sed Basin	0	0	0	0	0	0
15/6160	0515-Improvements Other (TPB)	FP15900955508	Edgely Well Field & Treat Facility	276,406	0	0	0	0	276,406
15/6160	0515-Improvements Other (TPB)	FP15900958109	Bristol Plant Audit 2016	0	0	0	0	77,250	77,250
15/6160	0515-Improvements Other (TPB)	FP15900972227	Bristol WTP Rerate	0	0	0	0	0	0
15/6160	0515-Improvements Other (TPB)	FP15900976834	Rpl Plate & Frame Press Parts-Brist	0	0	0	0	0	0
15/6160	0515-Improvements Other (TPB)	FP15900976835	Rehab Plant Equipment - Bristol	0	0	0	0	0	0
15/6162	0515-Improvements Other (TPB)	FP15900921481	Upgrade Raw Wtr Gate Bldg Crum	0	0	0	896,112	0	896,112
15/6162	0515-Improvements Other (TPB)	FP15900921961	Upgrade Wast Wtr Equalization A3	0	0	0	0	0	0
15/6162	0515-Improvements Other (TPB)	FP15900921967	Instill Pipe Gallery Humid Ctrl (A9)	0	0	0	0	0	0
15/6162	0515-Improvements Other (TPB)	FP15900922199	Plant Audit - Crum	0	0	75,815	0	0	75,815
15/6162	0515-Improvements Other (TPB)	FP15900922699	Residuals Handling Proj (A6)-Crum	0	0	0	0	0	0
15/6162	0515-Improvements Other (TPB)	FP15900976836	Rehab Plant Equipment - Crum	0	0	0	0	0	0
15/6162	0515-Improvements Other (TPB)	FP15900976853	Crum Filter Enclosures	0	0	0	0	0	0
15/6162	0515-Improvements Other (TPB)	FP15900983853	Crum Creek Rewind Pump5	0	0	0	0	0	0
15/6162	0515-Improvements Other (TPB)	FP15900983854	Crum SKV Vacuum Bottles	0	0	0	0	0	0
15/6162	0515-Improvements Other (TPB)	FP15900983934	Crum Fire Alarm System	0	0	0	0	0	0
15/6163	0515-Improvements Other (TPB)	FP15900204326	Extend Height Bin Wall-Pickering W	0	0	0	0	0	0
15/6163	0515-Improvements Other (TPB)	FP15900223319	Impr Schuykill Intake@Pickering Cr	0	0	0	0	0	0
15/6163	0515-Improvements Other (TPB)	FP15900921555	Upgrade Operators Station-Pick W	0	0	0	0	0	0
15/6163	0515-Improvements Other (TPB)	FP15900921556	Paint Contract-Pick W	56,650	56,650	0	0	0	113,300
15/6163	0515-Improvements Other (TPB)	FP15900922203	Plant Audit - Pickering West	0	188,968	0	0	0	188,968

AQUA PENNSYLVANIA, INC. - WATER
DRAFT CAPITAL BUDGET - 2012 THRU 2016

DEPT	PROJECT GROUP	FP #	FP DESCRIPTION	2012	2013	2014	2015	2016	TOTAL
15/6163	0515-Improvements Other (TPB)	FP15900923010	1MM & 2MM Cleanwell Tank Impr- PW	0	0	0	0	0	0
15/6163	0515-Improvements Other (TPB)	FP15900955826	Evaluate WW Raceway Study	0	0	0	0	0	0
15/6163	0515-Improvements Other (TPB)	FP15900955827	Upgr Chem Handling Area/Load Dock	0	0	0	0	0	0
15/6163	0515-Improvements Other (TPB)	FP15900955828	Repl High Lift Bld B Roof/Gutter	0	0	0	0	0	0
15/6163	0515-Improvements Other (TPB)	FP15900977153	Upgrade Fillers - Pickering West	0	0	0	0	0	0
15/6163	0515-Improvements Other (TPB)	FP15900977193	Rehab Plant Equipment - Pickering W	0	0	0	0	0	0
15/6163	0515-Improvements Other (TPB)	FP15900977234	Upgrade Filter Valves - Pickering W	0	0	0	0	0	0
15/6163	0515-Improvements Other (TPB)	FP15900984813	Pick W Filter 13-22 Lighting	66,950	0	0	0	0	66,950
15/6163	0515-Improvements Other (TPB)	FP15900991994	Upgrd Low Lift Bldg & Roof Pick W	0	0	0	0	0	0
15/6163	0515-Improvements Other (TPB)	FP15900992214	Pickering W Alum Storage Eval	0	0	0	0	0	0
15/6163	0515-Improvements Other (TPB)	FP15900998156	Fire Alarm Installation Services	0	0	0	0	0	0
15/6164	0515-Improvements Other (TPB)	FP15900304719	Pretreatment & Residual Imps-Nesh	10,950,521	4,083,955	0	0	0	15,034,476
15/6164	0515-Improvements Other (TPB)	FP15900921594	Upgrade Main Laboratory Neshaminy	102,897	0	0	0	0	102,897
15/6164	0515-Improvements Other (TPB)	FP15900921595	Paint Ext Bldg Neshaminy	50,682	0	0	0	0	50,682
15/6164	0515-Improvements Other (TPB)	FP15900921597	Upgrade Heating Waste Wtr Bldg Nesh	0	30,327	0	0	0	30,327
15/6164	0515-Improvements Other (TPB)	FP15900921933	Construct UV/H2O2 - Nesh	0	0	0	0	0	0
15/6164	0515-Improvements Other (TPB)	FP15900922208	Plant Audit - Neshaminy	0	97,755	0	0	0	97,755
15/6164	0515-Improvements Other (TPB)	FP15900977254	Rehab Plant Equipment-Neshaminy	0	0	0	0	0	0
15/6164	0515-Improvements Other (TPB)	FP15900992077	Upg Control Room - Neshaminy	0	224,028	0	0	0	224,028
15/6165	0515-Improvements Other (TPB)	FP15900977257	Rehab Plant Equipment - Fern Hill	0	0	0	0	0	0
15/6166	0515-Improvements Other (TPB)	FP15900921568	Upgrde Pipe sludge Pit Overflow ING	0	0	0	0	0	0
15/6166	0515-Improvements Other (TPB)	FP15900922212	Residuals Handling - Ingrams Mill	0	0	0	1,021,076	4,888,694	5,909,770
15/6166	0515-Improvements Other (TPB)	FP15900977353	Upgrade Raw Water Pumps-Ingrams	0	0	0	0	0	0
15/6166	0515-Improvements Other (TPB)	FP15900985293	Ingrams Mill West Bradford Pump 2	51,500	51,500	51,500	51,500	51,500	257,500
15/6166	0515-Improvements Other (TPB)	FP15900992095	Upgrd Raw Water Pumps-Ingrams (P)	116,978	0	0	0	0	116,978
15/6167	0515-Improvements Other (TPB)	FP15900922204	Plant Audit - Pickering East	0	0	0	0	0	0
15/6167	0515-Improvements Other (TPB)	FP15900955831	Rep Roof Filter & Chem Bldg PE	0	0	0	0	0	0
15/6167	0515-Improvements Other (TPB)	FP15900977273	Rehab Plant Equipment- Pickering E	0	0	0	0	0	0
15/6168	0515-Improvements Other (TPB)	FP15900921581	Constr Clear Well/Filter Repl A6-10	13,621,461	0	0	0	0	13,621,461
15/6168	0515-Improvements Other (TPB)	FP15900921976	Install Emerg Eyewash/Shower (A1)	0	0	0	0	0	0
15/6168	0515-Improvements Other (TPB)	FP15900922201	Plant Audit - Ridley	0	0	75,815	0	0	75,815
15/6168	0515-Improvements Other (TPB)	FP15900977293	Upgrade Residuals Equipment-Ridley	0	0	0	0	0	0
15/6168	0515-Improvements Other (TPB)	FP15900977314	Rehab Plant Equipment - Ridley	168,378	617,207	0	0	0	785,585
15/6168	0515-Improvements Other (TPB)	FP15900992237	Upgrd Chester Intake-Ridley	0	0	0	0	0	0
15/6169	0515-Improvements Other (TPB)	FP15900921947	Const Hardness Remove Proj (A-2,4,6)	0	0	0	681,550	6,984,800	7,666,350
15/6169	0515-Improvements Other (TPB)	FP15900922206	Construct Pretreatment Proj (A-3)	0	571,842	6,291,125	0	0	6,862,967
15/6169	0515-Improvements Other (TPB)	FP15900957324	Construct Cleanwell U Merion (A-1)	0	178,119	2,943,159	0	0	3,121,277
15/6169	0515-Improvements Other (TPB)	FP15900958146	Plant Audit U Merion Res 2014	0	0	77,250	0	0	77,250
15/6169	0515-Improvements Other (TPB)	FP15900977333	Rehab Plant Equipment @ UMR	0	0	0	0	0	0
15/6169	0515-Improvements Other (TPB)	FP15900977354	Repl Filter Valve Operators - UMR	0	0	0	0	0	0
15/6169	0515-Improvements Other (TPB)	FP15900978075	Upgrade Modicon Equipment	0	0	0	0	0	0
15/6169	0515-Improvements Other (TPB)	FP15900982313	Upper Merion Replace Bowl	0	0	0	0	0	0
15/6169	0515-Improvements Other (TPB)	FP15900992301	Upgr Process WW & Res Hand UM (A4)	0	53,560	0	0	0	53,560
15/6190	0515-Improvements Other (TPB)	FP15900210452	Upgrade Booster/Well Stations	0	0	0	0	0	0
15/6190	0515-Improvements Other (TPB)	FP15900292314	Upgr Booster/Well Stations (P)	103,000	103,000	108,150	109,180	110,210	533,540
15/6190	0515-Improvements Other (TPB)	FP15900853449	Upgrde Bradford Glen Well Station	0	0	0	0	0	0
15/6190	0515-Improvements Other (TPB)	FP15900873192	Wells Communication	0	0	0	0	0	0
15/6190	0515-Improvements Other (TPB)	FP15900877214	Replace Submersible Pumps - Wells	0	0	0	0	0	0
15/6190	0515-Improvements Other (TPB)	FP15900882134	Well Station Improvements	0	0	0	0	0	0

AQUA PENNSYLVANIA, INC. - WATER
DRAFT CAPITAL BUDGET - 2012 THRU 2016

DEPT	PROJECT GROUP	FP #	FP DESCRIPTION	2012	2013	2014	2015	2016	TOTAL
15/6190	0515-Improvements Other (TPB)	FP15900892334	Well Station Improvements (P)	30,900	30,900	30,900	30,900	30,900	154,500
15/6190	0515-Improvements Other (TPB)	FP15900895315	Hillcrest increase pumping rate	0	0	0	0	0	0
15/6190	0515-Improvements Other (TPB)	FP15900977213	Replace Pumps/Motors-Boosters Wells	0	0	0	0	0	0
15/7130	0515-Improvements Other (TPB)	FP15714055648	Replace HVAC Unit (A1)-RC Plant	0	0	0	0	0	0
15/7130	0515-Improvements Other (TPB)	FP15714056708	Repl Pipe Insulation RC Plant	36,750	0	0	0	0	36,750
15/7130	0515-Improvements Other (TPB)	FP15714058147	Plant Audit RC Plant 2015	0	0	0	78,750	0	78,750
15/7130	0515-Improvements Other (TPB)	FP15714064057	Clean & Line Reservoir #6 (A7)	0	0	307,119	1,867,037	0	2,174,156
15/7130	0515-Improvements Other (TPB)	FP15714092496	Upgr Filter Cell Bottoms - RC Plant	0	561,422	0	0	0	561,422
15/7130	0515-Improvements Other (TPB)	FP15714093954	High Density Lime System	0	0	0	0	0	0
15/7140	0515-Improvements Other (TPB)	FP15714094115	Brush Valley Generator	0	0	0	0	0	0
15/7230	0515-Improvements Other (TPB)	FP15724082835	Install sample line to well #19	0	0	0	0	0	0
15/7340	0515-Improvements Other (TPB)	FP15734003181	Source/Storage Study-Fawn & Masthop	0	0	0	0	0	0
15/7340	0515-Improvements Other (TPB)	FP15734010034	Implement Electric Improvements-Way	10,300	10,300	10,300	10,300	10,300	51,500
15/7340	0515-Improvements Other (TPB)	FP15734081936	Install cooling thermostat	0	0	0	0	0	0
15/7440	0515-Improvements Other (TPB)	FP15744009769	Implement Electric Improvements-WH	51,500	51,500	51,500	51,500	51,500	257,500
15/7830	0515-Improvements Other (TPB)	FP15783010322	SATELLITE - UNSPECIFIED	0	0	0	0	0	0
15/7830	0515-Improvements Other (TPB)	FP15783011290	P-Unspecified Capital Projects - SV	103,000	103,000	103,000	103,000	103,000	515,000
15/7830	0515-Improvements Other (TPB)	FP15784056987	CT Improvements - Latonka	0	0	0	0	0	0
15/7830	0515-Improvements Other (TPB)	FP15784064092	Instrumentation Improvement (A1)	0	0	0	0	0	0
15/7830	0515-Improvements Other (TPB)	FP15784064093	Install WTP HVAC Units (A3)	0	0	0	0	0	0
15/7830	0515-Improvements Other (TPB)	FP15784064094	Replace Plant Elevator (A4)	0	0	0	0	0	0
15/7830	0515-Improvements Other (TPB)	FP15784064095	Treatment & Process Improve (A5)	0	0	0	0	0	0
15/7830	0515-Improvements Other (TPB)	FP15784064096	Improve Residuals Handling (A6)	0	0	0	0	0	0
15/7830	0515-Improvements Other (TPB)	FP15784064097	Improve Aciflow System (A7)	0	0	0	0	0	0
15/7830	0515-Improvements Other (TPB)	FP15784064098	Single Line Diagram Electrical (B1)	0	0	0	0	0	0
15/7830	0515-Improvements Other (TPB)	FP15784064099	Chemical Coat @ Storage Area (B2)	0	0	0	0	0	0
15/7830	0515-Improvements Other (TPB)	FP15784064100	Chemical Sys Improvements (b4)	291,743	0	0	0	0	291,743
15/7830	0515-Improvements Other (TPB)	FP15784064101	Coat Clearwell Interiors (B5)	0	209,032	0	0	0	209,032
15/7830	0515-Improvements Other (TPB)	FP15784067913	Upgrade Plant Svc Aciflow & Filters	0	0	0	0	0	0
15/7830	0515-Improvements Other (TPB)	FP15784069698	Recoat Forest County WTP Clearwell	0	0	0	0	0	0
15/7830	0515-Improvements Other (TPB)	FP15784083353	Replace Flouride Feed Pumps	0	0	0	0	0	0
15/7830	0515-Improvements Other (TPB)	FP15784092615	SATELLITE-UNSPECIFIED (P)	10,300	10,300	10,300	10,300	10,300	51,500
15/7830	0515-Improvements Other (TPB)	FP15784092616	Instrumentation Improvement	133,900	0	0	0	0	133,900
15/7830	0515-Improvements Other (TPB)	FP15784092617	Treat & Process Improve (A6, A4, B3)	1,019,022	6,179,049	0	0	0	7,198,072
15/7830	0515-Improvements Other (TPB)	FP15784092636	Improve Residuals Handling (A5)	0	0	569,533	0	0	569,533
15/7840	0515-Improvements Other (TPB)	FP15784092656	Pre-Sedimentation Facility (B3)	1,069,203	3,413,002	0	0	0	4,482,205
15/7856	0515-Improvements Other (TPB)	FP15784074753	CT Improvements - Clarendon	0	0	0	0	0	0
15/8500	0515-Improvements Other (TPB)	FP15850059186	Groundwater Rule - Honesdale	0	0	0	0	0	0
15/8500	0515-Improvements Other (TPB)	FP15850067573	Capital Plan Update-Honesdale Div	0	0	0	0	0	0
0515-Improvements Other (TPB) Total				29,161,981	17,798,675	11,159,606	5,329,625	12,747,374	76,197,262
15/2330	0517-Pumping Equipment-Water	FP15900622395	Upgrade Pumps - Embreeville Booster	0	0	0	0	0	0
15/6160	0517-Pumping Equipment-Water	FP15900922386	Replace Raw Water Pumps-Bristol	414,931	0	0	0	0	414,931
15/6162	0517-Pumping Equipment-Water	FP15900977053	Failed Pump Module	0	0	0	0	0	0
15/6163	0517-Pumping Equipment-Water	FP15900991977	Rebid Waste Transf Pumps-Pick W	0	112,014	0	0	0	112,014
15/6164	0517-Pumping Equipment-Water	FP15900922200	Neshaminy HS Pump Replacement	758,189	0	0	0	0	758,189
15/6164	0517-Pumping Equipment-Water	FP15900922390	Replace Wash Water Pump-Nesh	0	79,800	0	0	0	79,800
15/6164	0517-Pumping Equipment-Water	FP15900992079	Rebid Wash Waste Wtr Pump-Neshaminy	112,284	0	0	0	0	112,284
15/6164	0517-Pumping Equipment-Water	FP15900992082	Upgrd Carbon Bid Pumps/Feeders-Nesh	0	283,961	0	0	0	283,961

AQUA PENNSYLVANIA, INC. - WATER
DRAFT CAPITAL BUDGET - 2012 THRU 2016

DEPT	PROJECT GROUP	FP #	FP DESCRIPTION	2012	2013	2014	2015	2016	TOTAL
15/6166	0517-Pumping Equipment-Water	FP159000410756	Upgrade Side Channel Intake-Inggrams	0	0	0	0	0	0
15/6166	0517-Pumping Equipment-Water	FP159000992103	Upgrd Drain/Sludge Pumps - Inggrams	0	51,500	0	0	0	51,500
15/6166	0517-Pumping Equipment-Water	FP159000992105	Upgr Basin Drain Systems - Inggrams	0	277,958	0	0	0	277,958
15/6168	0517-Pumping Equipment-Water	FP159000921578	Install Aux Resid Pumps to Crum	0	0	0	0	0	0
15/6168	0517-Pumping Equipment-Water	FP159000921579	Instal B/W Coil Sump Pit Chstr Intk	0	0	0	0	0	0
15/6169	0517-Pumping Equipment-Water	FP159000921591	Rebuild Send Out Pump UM	0	52,500	0	0	0	52,500
15/6169	0517-Pumping Equipment-Water	FP159000956687	Replace Wash Water Pumps UM	0	0	0	0	0	0
15/6169	0517-Pumping Equipment-Water	FP159000956688	Replace Recycle Pumps U Merion	0	0	0	0	0	0
15/6169	0517-Pumping Equipment-Water	FP159000992300	Upgrd Recycle Pumps U Merion	0	128,750	0	0	0	128,750
15/6188	0517-Pumping Equipment-Water	FP159000656071	Repl Hydro Pumps Oakmont Booster	0	0	0	0	0	0
15/6190	0517-Pumping Equipment-Water	FP159000210460	Replace Submersible Pumps - Wells	0	0	0	0	0	0
15/6190	0517-Pumping Equipment-Water	FP159000210461	Replace Pumps/Motors-Boosters Wells	0	0	0	0	0	0
15/6190	0517-Pumping Equipment-Water	FP159000892335	Repl Submer Pumps - Wells (P)	30,900	30,900	33,990	35,020	37,080	167,890
15/6190	0517-Pumping Equipment-Water	FP159000892336	Repl Pumps/Motors-Booster-Well (P)	98,880	101,970	106,090	111,240	113,300	531,480
15/7130	0517-Pumping Equipment-Water	FP15714056709	Repl #1 BW Pump & Motor RC Plant	0	0	0	0	0	0
15/7130	0517-Pumping Equipment-Water	FP15714056710	Repl #2 BW Pump & Motor RC Plant	0	0	0	0	0	0
15/7130	0517-Pumping Equipment-Water	FP15714003141	Replace Pump @ Manor Well #6	63,000	0	0	0	0	63,000
15/7140	0517-Pumping Equipment-Water	FP157340000641	Replace pump - Canal Acres	0	0	0	0	0	0
15/7340	0517-Pumping Equipment-Water	FP15734010036	Prch Misc Pump Equipment-Waymart	51,500	51,500	51,500	51,500	51,500	257,500
15/7340	0517-Pumping Equipment-Water	FP15734089454	Replace pump - 507 well	0	0	0	0	0	0
15/7340	0517-Pumping Equipment-Water	FP15734089493	Replace pump - Moscow booster	0	0	0	0	0	0
15/7430	0517-Pumping Equipment-Water	FP15744002102	Replace well pump @ Stanton	0	0	0	0	0	0
15/7430	0517-Pumping Equipment-Water	FP15744002125	Midway Manor - outside well	0	0	0	0	0	0
15/7430	0517-Pumping Equipment-Water	FP15744002141	Midway Manor - Inside Well	0	0	0	0	0	0
15/7430	0517-Pumping Equipment-Water	FP15744095094	Replace Pump @ Fieldcrest	0	0	0	0	0	0
15/7430	0517-Pumping Equipment-Water	FP15744095095	Install Back-up Booster-Rhodes Terr	0	0	0	0	0	0
15/7440	0517-Pumping Equipment-Water	FP15744009774	Prch Misc Pumping Equipment - WH	51,500	51,500	51,500	51,500	51,500	257,500
15/7440	0517-Pumping Equipment-Water	FP15744063434	SRBC Permit - Midway Manor Well	0	0	0	0	0	0
15/7840	0517-Pumping Equipment-Water	FP15784098494	Western PA Mobile Pump	0	0	0	0	0	0
15/8110	0517-Pumping Equipment-Water	FP15811021807	Replace Pump Cawley Well	0	0	0	0	0	0
15/8110	0517-Pumping Equipment-Water	FP15811074012	Repl Pump Drive- Red Shale Well	0	0	0	0	0	0
15/8110	0517-Pumping Equipment-Water	FP15811081953	Rebuild Cawley booster pump	0	0	0	0	0	0
0517-Pumping Equipment-Water Total				1,581,184	1,222,353	243,080	249,260	253,380	3,549,258
15/3032	0520-Equipment (TPB)	FP159000822684	Rebid Filters Meyers Tract Well	0	115,000	0	115,000	0	230,000
15/3032	0520-Equipment (TPB)	FP159000878954	Replace Leak Detectors-Wells	0	0	0	0	0	0
15/3032	0520-Equipment (TPB)	FP15900921588	Replace Sodium Hypo Pumps UM	0	0	0	0	0	0
15/6160	0520-Equipment (TPB)	FP15900922385	Upgrd Filter Valve Operators-Bristo	19,950	0	0	0	0	19,950
15/6160	0520-Equipment (TPB)	FP15900922686	Rehab Plant Equip - Bristol	0	0	0	0	0	0
15/6160	0520-Equipment (TPB)	FP15900991615	Rehab Plant Equip - Bristol (P)	63,800	63,800	63,800	63,800	63,800	319,000
15/6160	0520-Equipment (TPB)	FP15900991654	Rpl Plte &Frame Prss Prits-Brist (P)	12,360	12,360	12,360	12,360	12,630	62,070
15/6160	0520-Equipment (TPB)	FP15900991697	Rebid 4 Filters - Bristol	179,222	0	0	0	0	179,222
15/6160	0520-Equipment (TPB)	FP15900991698	Upgrd Plate/Frame Press-Bristol	0	0	501,916	0	0	501,916
15/6162	0520-Equipment (TPB)	FP15900921486	Upgrade Filters Crum	309,938	0	0	0	0	309,938
15/6162	0520-Equipment (TPB)	FP15900991755	Rehab Plant Equip - Crum (P)	72,100	72,100	84,460	84,460	88,580	401,700
15/6162	0520-Equipment (TPB)	FP15900991814	Raise Filter Trough Level-Crum	253,763	0	0	0	0	253,763
15/6162	0520-Equipment (TPB)	FP15900991874	Inst Elec Audit/UJS - Crum	112,014	0	0	0	0	112,014
15/6163	0520-Equipment (TPB)	FP15900922700	Upgrade Filter Valves -Pickering W	0	0	0	0	0	0
15/6163	0520-Equipment (TPB)	FP15900991935	Rehab Plant Equip - Pick W (P)	126,690	126,690	135,960	149,350	149,350	688,040

AQUA PENNSYLVANIA, INC. - WATER
DRAFT CAPITAL BUDGET - 2012 THRU 2016

DEPT	PROJECT GROUP	FP #	FP DESCRIPTION	2012	2013	2014	2015	2016	TOTAL
15/6163	0520-Equipment (TPB)	FP15900991954	Upgr Filter Valves -Pick W (P)	51,500	51,500	51,500	51,500	51,500	257,500
15/6163	0520-Equipment (TPB)	FP15900991955	Upgrde Filters - Pickering W (P)	128,750	128,750	128,750	128,750	128,750	643,750
15/6163	0520-Equipment (TPB)	FP15900991958	Upgr Filter Actuators & Vives-Pick W	303,850	303,850	0	0	0	607,700
15/6164	0520-Equipment (TPB)	FP159009921576	Upgrade Filters Neshaminy	0	326,494	0	0	0	326,494
15/6164	0520-Equipment (TPB)	FP159009922705	Rehab Plant Equipment-Neshaminy	0	0	0	0	0	0
15/6164	0520-Equipment (TPB)	FP159009922074	Rehab Plant Equip-Nesh (P)	51,500	51,500	51,500	51,500	51,500	257,500
15/6165	0520-Equipment (TPB)	FP15900992083	Rehab Plant Equip - Fem Hill (P)	22,660	21,630	22,145	22,145	22,660	111,240
15/6166	0520-Equipment (TPB)	FP159009922709	Upgrade Filter Valves - Ingrams	0	28,350	0	0	0	28,350
15/6166	0520-Equipment (TPB)	FP15900992087	Rehab Plant Equip-Ingrams (P)	82,400	85,490	95,790	106,090	111,240	481,010
15/6166	0520-Equipment (TPB)	FP15900992098	Rebuild 7 Filters - Ingrams	0	336,853	0	0	0	336,853
15/6167	0520-Equipment (TPB)	FP159009921600	Upgrade Filters Pickering East	0	154,969	0	0	0	154,969
15/6167	0520-Equipment (TPB)	FP159009922213	Install Floc Clar & Tracts Plates-PE	0	0	337,378	1,863,452	0	2,200,830
15/6168	0520-Equipment (TPB)	FP15900992121	Rehab Plant Equip - Pick E (P)	117,420	118,450	127,720	136,990	140,080	640,660
15/6168	0520-Equipment (TPB)	FP15900122342	Repl 1.5 KV Switch - Chester Intake	0	84,213	0	0	0	84,213
15/6168	0520-Equipment (TPB)	FP159009921580	Repair #2 Res Tank Inlet Valve	0	0	0	0	0	0
15/6168	0520-Equipment (TPB)	FP159009921584	Install sluice gates Chester Intake	0	77,250	0	0	0	77,250
15/6168	0520-Equipment (TPB)	FP159009921587	Rebuild Filters Ridley	0	0	346,601	0	0	346,601
15/6168	0520-Equipment (TPB)	FP159009921983	Replace Chester Cr Pump Cntrls (A9)	0	0	0	0	0	0
15/6168	0520-Equipment (TPB)	FP159009922718	Upgrade Residuals Equipment-Ridley	0	0	0	0	0	0
15/6168	0520-Equipment (TPB)	FP15900992123	Rehab Plant Equip - Ridley (P)	52,530	51,500	61,500	63,650	65,800	294,980
15/6168	0520-Equipment (TPB)	FP15900992154	Upgr Residuals Equip-Ridley (P)	26,780	28,840	28,840	30,900	32,960	148,320
15/6168	0520-Equipment (TPB)	FP15900992236	Reld Control Panel Media WTP	66,950	0	0	0	0	66,950
15/6169	0520-Equipment (TPB)	FP159009921601	Upgrade Filters UMR	0	309,000	0	0	0	309,000
15/6169	0520-Equipment (TPB)	FP159009922719	Repl Filter Valve Operators - UMR	0	0	0	0	0	0
15/6169	0520-Equipment (TPB)	FP15900992294	Rehab Plant Equip @ UMR (P)	30,720	30,900	30,900	30,900	30,900	154,320
15/6169	0520-Equipment (TPB)	FP15900992296	Repl Filter Valve Oper - UMR (P)	28,840	32,986	34,832	36,586	38,316	171,560
15/6190	0520-Equipment (TPB)	FP15900292337	Upgrade Instrument Wells/Booster (P)	39,140	41,200	43,260	45,320	46,350	215,270
15/6190	0520-Equipment (TPB)	FP15900892355	Upgr Vive Actuator, Cntrls BABBS	25,750	0	0	0	0	25,750
15/6190	0520-Equipment (TPB)	FP15900892356	Upgr Vive Act, Cntrls CHALFONT 8	25,750	0	0	0	0	25,750
15/6190	0520-Equipment (TPB)	FP15900892357	Upgr MCC & Inst CRANBERRY 2	77,250	0	0	0	0	77,250
15/6190	0520-Equipment (TPB)	FP15900892374	Upgr MCC & Inst CROSS KEYS	128,750	0	0	0	0	128,750
15/6190	0520-Equipment (TPB)	FP15900892375	Upgr MCC & Inst GREEN HILLS CORP	103,000	0	0	0	0	103,000
15/6190	0520-Equipment (TPB)	FP15900892394	Upgr MCC & Inst KIMBERWICK	180,250	0	0	0	0	180,250
15/6190	0520-Equipment (TPB)	FP15900892395	Upgr MCC & Inst AIDEN LAIR	0	100,000	0	0	0	100,000
15/6190	0520-Equipment (TPB)	FP15900892414	Upgr MCC & Inst BELL TAVERN	0	164,800	0	0	0	164,800
15/6190	0520-Equipment (TPB)	FP15900892415	Upgr MCC & Inst CRANBERRY 3	0	77,250	0	0	0	77,250
15/6190	0520-Equipment (TPB)	FP15900892435	Upgr MCC & Inst FRANKLIN	0	128,750	0	0	0	128,750
15/6190	0520-Equipment (TPB)	FP15900892436	Upgr MCC & Inst CRANBERRY 4	0	0	77,250	0	0	77,250
15/6190	0520-Equipment (TPB)	FP15900892437	Upgr MCC & Inst FLOURTOWN	0	0	154,500	0	0	154,500
15/6190	0520-Equipment (TPB)	FP15900892439	Upgr MCC & Inst HILLSIDE	0	0	103,000	0	0	103,000
15/6190	0520-Equipment (TPB)	FP15900892440	Upgr MCC & Inst NORTH HILLS	0	0	164,800	0	0	164,800
15/6190	0520-Equipment (TPB)	FP15900892443	Upgr MCC & Inst HALL RD	0	0	0	77,250	0	77,250
15/6190	0520-Equipment (TPB)	FP15900892445	Upgr MCC & Inst MILLFORD	0	0	0	103,000	0	103,000
15/6190	0520-Equipment (TPB)	FP15900892446	Upgr MCC & Inst RHANS	0	0	0	154,500	0	154,500
15/6190	0520-Equipment (TPB)	FP15900892447	Upgr MCC & Inst ROBERT DEAN	0	0	0	164,800	0	164,800
15/6190	0520-Equipment (TPB)	FP15900892449	Upgr MCC & Inst HIGHLAND GLENN	0	0	0	0	0	0
15/6190	0520-Equipment (TPB)	FP15900892450	Upgr MCC & Inst ORELAND	0	0	0	0	0	0
15/6190	0520-Equipment (TPB)	FP15900892451	Upgr MCC & Inst SAYBROOKE	0	0	0	0	0	0
15/6190	0520-Equipment (TPB)	FP15900892452	Upgr MCC & Inst SHOEN RD	0	0	0	0	0	0

AQUA PENNSYLVANIA, INC. - WATER
DRAFT CAPITAL BUDGET - 2012 THRU 2016

DEPT	PROJECT GROUP	FP #	FP DESCRIPTION	2012	2013	2014	2015	2016	TOTAL
15/6190	0520-Equipment (TPB)	FP15900978213	upgrade Instrumentation	0	0	0	0	0	0
15/7130	0520-Equipment (TPB)	FP15714011294	Rehab Plant Equipment- RC	0	0	0	0	0	0
15/7130	0520-Equipment (TPB)	FP15714078114	Rehab Plant Equipment- RC	0	0	0	0	0	0
15/7130	0520-Equipment (TPB)	FP15714092454	Rehab Plant Equip- RC (P)	87,550	87,550	91,670	92,700	93,730	453,200
15/7130	0520-Equipment (TPB)	FP15714092498	Upgr Booster Sta/Tank Vaul Equip (P)	77,250	77,250	77,250	77,250	77,250	386,250
15/7130	0520-Equipment (TPB)	FP15714092500	Upgr NPDES Gates/Motor RC Plant	51,500	0	0	0	0	51,500
15/7140	0520-Equipment (TPB)	FP15714014301	Const Generator Connection Plugs-RC	36,050	36,050	36,050	36,050	36,050	180,250
15/7140	0520-Equipment (TPB)	FP15714021955	Repl Chemical Feed Diaphragm Pumps	0	0	12,600	12,600	0	25,200
15/7140	0520-Equipment (TPB)	FP15714092100	Purchase Generator - Pennsview Well	52,258	0	0	0	0	52,258
15/7140	0520-Equipment (TPB)	FP15714092101	Purch Generator-Colonial Acres Bstr	52,258	0	0	0	0	52,258
15/7340	0520-Equipment (TPB)	FP15734010038	Prch Misc Mechanical Equip-Waymart	0	0	0	0	0	0
15/7340	0520-Equipment (TPB)	FP15734086473	Prch Misc Mechanical Equip-Waymart	20,600	20,600	20,600	20,600	20,600	103,000
15/7440	0520-Equipment (TPB)	FP15744003268	Prch Misc Mechanical Equip-Wh Haven	51,500	51,500	51,500	51,500	51,500	257,500
	0520-Equipment (TPB) Total			3,122,593	3,397,425	2,948,432	3,783,002	1,838,846	15,090,299
15/2330	0521-Wells	FP15900512587	Permit & Construct Bubbling Springs	1,107,948	0	0	0	0	1,107,948
15/2920	0521-Wells	FP15900822400	Future Well Investigation	0	84,000	0	0	0	84,000
15/2920	0521-Wells	FP15900898314	Add Treatment @ Kams Lane Well	2,000,000	0	0	0	0	2,000,000
15/3020	0521-Wells	FP15900869012	Hatboro Well 20 - Redfill	0	0	0	0	0	0
15/3020	0521-Wells	FP15900873352	Rahn's Well #3	0	0	0	0	0	0
15/3032	0521-Wells	FP15900873966	Milford Well Rehab	0	0	0	0	0	0
15/3032	0521-Wells	FP15900876613	Upgr Chlorine Contact Wells Station	0	0	0	0	0	0
15/3032	0521-Wells	FP15900876615	Repl Chlorine Analyzers-Well & Bstr	0	0	0	0	0	0
15/6190	0521-Wells	FP15900856081	Upg Elec @ Grand Oak Well	0	0	0	0	0	0
15/6190	0521-Wells	FP15900856082	Upg Control Panel U Merton Well	0	0	0	0	0	0
15/7140	0521-Wells	FP15714021956	Replace White Rock Acres Well #3	0	212,726	0	0	0	212,726
15/7140	0521-Wells	FP15714022465	Improvements Kratzerville Well #101	0	0	0	0	0	0
15/7140	0521-Wells	FP15714022553	Improvements Kratzerville Well #102	0	0	0	0	0	0
15/7140	0521-Wells	FP15714023041	Re-Engineer Manor Well Station #6	0	0	0	0	0	0
15/7140	0521-Wells	FP15714035857	Const Monroe Manor Well #7 - RC	0	0	0	0	0	0
15/7140	0521-Wells	FP15714051649	Improve Well #3 White Rock Acres	0	0	0	0	0	0
15/7140	0521-Wells	FP15714093435	Install VFD Monroe Manor #6	0	0	0	0	0	0
15/7140	0521-Wells	FP15714093454	Links of Gettysburg- 4-Log Virus	60,000	0	0	0	0	60,000
15/7140	0521-Wells	FP15714093495	Meribah - 4-Log Virus	60,000	0	0	0	0	60,000
15/7140	0521-Wells	FP15714093535	Pennsview 4-Log Virus	60,000	0	0	0	0	60,000
15/7240	0521-Wells	FP15724022315	Construct Well @ Wildwood- Susq	432,293	0	0	0	0	432,293
15/7340	0521-Wells	FP15734002721	Construct Waymart Well (Unnamed)	50,000	75,000	0	0	0	125,000
15/7340	0521-Wells	FP15734003033	Renovate Pinecrest #1 Well House-Way	0	0	0	0	0	0
15/7340	0521-Wells	FP15734010040	Imprv Misc Source Facilities-Waymar	0	0	0	0	0	0
15/7340	0521-Wells	FP15734010255	Repl Woodledge Well House-Waymart	0	0	0	0	0	0
15/7340	0521-Wells	FP15734020608	Develop 507 1-B Well	0	0	0	0	0	0
15/7340	0521-Wells	FP15734021795	Renovate Tuckerman Well House	0	0	0	0	0	0
15/7340	0521-Wells	FP15734057395	Remove AS from Masthlope Well #6	0	0	426,303	0	0	426,303
15/7340	0521-Wells	FP15734057397	Develop New Well - Thornhurst	0	21,108	85,042	0	0	106,151
15/7340	0521-Wells	FP15734063453	Construct Manning Well	0	0	0	0	0	0
15/7340	0521-Wells	FP15734063456	Construct Spewak Well	0	0	0	0	0	0
15/7340	0521-Wells	FP15734067112	4-Log Virus-Fawn Lk, Masthlope&Woodl	0	0	0	0	0	0
15/7340	0521-Wells	FP15734067114	4-Log Virus - SCI Waymart	0	0	0	0	0	0
15/7340	0521-Wells	FP15734067117	4-Log Virus - Mountainhome Wells	0	0	0	0	0	0

AQUA PENNSYLVANIA, INC. - WATER
DRAFT CAPITAL BUDGET - 2012 THRU 2016

DEPT	PROJECT GROUP	FP #	FP DESCRIPTION	2012	2013	2014	2015	2016	TOTAL
157340	0521-Wells	FP15734067118	4-Log Virus - Waymart Wells	0	0	0	0	0	0
157340	0521-Wells	FP15734067120	4-Log Virus-Tangiwold North Wells	0	0	0	0	0	0
157340	0521-Wells	FP15734067121	4-Log Virus - Moscow Wells	0	0	0	0	0	0
157340	0521-Wells	FP15734067122	4-Log Virus - Thornhurst	0	0	0	0	0	0
157340	0521-Wells	FP15734067123	4-Log Virus - Pinecrest Wells	0	0	0	0	0	0
157340	0521-Wells	FP15734067125	4-Log Virus- Jefferson Heights Well	77,000	0	0	0	0	77,000
157340	0521-Wells	FP15734067126	4-Log Virus - Tangiwold Lakes	0	0	0	0	0	0
157340	0521-Wells	FP15734067127	4-Log Virus - Wild Pines Well #1	12,000	0	0	0	0	12,000
157340	0521-Wells	FP15734067129	4-Log Virus - Elmbrook Wells	95,000	0	0	0	0	95,000
157340	0521-Wells	FP15734067130	4-Log Virus - Mt Cobb Well	12,000	0	0	0	0	12,000
157340	0521-Wells	FP15734067131	4-Log Virus - Wayne Co Prison Well	44,000	0	0	0	0	44,000
157340	0521-Wells	FP15734067133	4-Log Virus - Pine Beach Wells	33,000	0	0	0	0	33,000
157340	0521-Wells	FP15734067134	4-Log Virus - Woodmont Well #14	39,000	0	0	0	0	39,000
157340	0521-Wells	FP15734067152	4-Log Virus - Woodledge Well	11,432	0	0	0	0	11,432
157340	0521-Wells	FP15734067153	4-Log Virus - Taffon Well	0	0	0	0	0	0
157340	0521-Wells	FP15734073312	4-Log Virus - Paupackan	0	0	0	0	0	0
157340	0521-Wells	FP15734079053	Replace production meter Fawn Lake	0	0	0	0	0	0
157340	0521-Wells	FP15734081935	Replace heater Fawn Lake well 3	0	0	0	0	0	0
157340	0521-Wells	FP15734085333	Replace springhouse air line	0	0	0	0	0	0
157340	0521-Wells	FP15734086474	Imprv Misc Source Facilities-Waymar	154,500	154,500	154,500	515,000	515,000	1,493,500
157365	0521-Wells	FP15734067128	4-Log Virus - Gouldsboro Well	9,000	0	0	0	0	9,000
157430	0521-Wells	FP15744003222	Replace Valve ER2 Well	0	0	0	0	0	0
157430	0521-Wells	FP15744082076	Well Station Safety Improvements	0	0	0	0	0	0
157440	0521-Wells	FP15744002281	Constr Forest Park #2 Well-W Haven	0	0	0	0	0	0
157440	0521-Wells	FP15744003266	Constr Well @ Chinchilla (Snyder Ave)	0	0	0	0	0	0
157440	0521-Wells	FP15744004548	Construct ER #5 Well - Wh Haven	445,652	488,788	0	0	0	934,440
157440	0521-Wells	FP15744010501	Chinchilla Well Improvements	431,178	0	0	0	0	431,178
157440	0521-Wells	FP15744010552	White Haven Well Improvements	0	412,000	412,000	412,000	412,000	1,648,000
157440	0521-Wells	FP15744014448	Repl Maple Hills Well Station #105	0	0	0	0	0	0
157440	0521-Wells	FP15744017618	Repl Well Stat Country Club (#103)	0	0	0	0	0	0
157440	0521-Wells	FP15744017619	Repl Well Station Spring House Farm	0	0	0	0	0	0
157440	0521-Wells	FP15744021924	Replace Oneida Well House & Treat	47,928	580,682	0	0	0	628,609
157440	0521-Wells	FP15744021929	Repl Stanton Well #100e Station	20,000	500,000	0	0	0	520,000
157440	0521-Wells	FP15744023086	Impr White Haven Well Stations (2)	0	0	0	0	0	0
157440	0521-Wells	FP15744023332	Oneida Well Discharge Improvement	0	0	0	0	0	0
157440	0521-Wells	FP15744023968	Upgrade Fieldcrest Well Station	214,906	0	0	0	0	214,906
157440	0521-Wells	FP15744023970	Improve Barrett Well Station	0	0	0	0	0	0
157440	0521-Wells	FP15744029586	Garbush - 4-Log Virus	0	0	0	0	0	0
157440	0521-Wells	FP15744030410	Design of Meadowcrest Well #5	112,884	0	0	0	0	112,884
157440	0521-Wells	FP15744035418	Repl Lily St Well Station	0	0	0	0	0	0
157440	0521-Wells	FP15744035419	Constr Well @ Factoryville-W Haven	0	0	0	20,000	250,000	270,000
157440	0521-Wells	FP15744035420	Improv Christian Springs Well-W Hvn	0	0	0	0	0	0
157440	0521-Wells	FP15744051911	Woodhaven Well Raw Water Line	0	0	0	0	0	0
157440	0521-Wells	FP15744051912	Hilltop Well Blower Replacement	0	0	0	0	0	0
157440	0521-Wells	FP15744053709	Eagle Rock 4 Log Virus	0	0	0	0	0	0
157440	0521-Wells	FP15744057782	Oakhill - 4-Log Virus	63,792	0	0	0	0	63,792
157440	0521-Wells	FP15744057790	Rivercrest - 4-Log Virus	65,870	0	0	0	0	65,870
157440	0521-Wells	FP15744057799	Chinchilla - 4-Log Virus	63,734	0	0	0	0	63,734
157440	0521-Wells	FP15744057800	Stanton - 4-Log Virus	63,734	0	0	0	0	63,734

AQUA PENNSYLVANIA, INC. - WATER
DRAFT CAPITAL BUDGET - 2012 THRU 2016

DEPT	PROJECT GROUP	FP #	FP DESCRIPTION	2012	2013	2014	2015	2016	TOTAL
157440	0521-Wells	FP15744057801	Laurel Lakes - 4-Log Virus	63,804	0	0	0	0	63,804
157440	0521-Wells	FP15744057802	Forest Park - 4-Log Virus	63,807	0	0	0	0	63,807
157440	0521-Wells	FP15744057803	Oneida - 4-Log Virus	63,734	0	0	0	0	63,734
157440	0521-Wells	FP15744057805	Warden Place - 4-Log Virus	63,734	0	0	0	0	63,734
157440	0521-Wells	FP15744057806	Chirchilla 2 - 4-Log Virus	63,734	0	0	0	0	63,734
157440	0521-Wells	FP15744057808	Edgewood - 4-Log Virus	63,734	0	0	0	0	63,734
157440	0521-Wells	FP15744057826	Hop Bottom - 4-Log Virus	63,734	0	0	0	0	63,734
157440	0521-Wells	FP15744057828	Wapwallopen - 4-Log Virus	63,734	0	0	0	0	63,734
157440	0521-Wells	FP15744057829	Sunrise Estates - 4-Log Virus	63,734	0	0	0	0	63,734
157440	0521-Wells	FP15744057830	Christian Springs - 4-Log Virus	63,734	0	0	0	0	63,734
157440	0521-Wells	FP15744057831	Glenburn - 4-Log Virus	63,734	0	0	0	0	63,734
157440	0521-Wells	FP15744057832	Sunset Hills - 4-Log Virus	63,734	0	0	0	0	63,734
157440	0521-Wells	FP15744057833	Shickshinny Lake - 4-Log Virus	63,734	0	0	0	0	63,734
157440	0521-Wells	FP15744057834	Applewood - 4-Log Virus	10,694	65,621	0	0	0	76,315
157440	0521-Wells	FP15744057836	Penn Lake - 4-Log Virus	10,694	65,621	0	0	0	76,315
157440	0521-Wells	FP15744057837	The Pines - 4-Log Virus	10,694	65,621	0	0	0	76,315
157440	0521-Wells	FP15744057838	Evanwood - 4-Log Virus	10,694	65,621	0	0	0	76,315
157440	0521-Wells	FP15744057839	Rhodes Terrace - 4-Log Virus	10,694	65,621	0	0	0	76,315
157440	0521-Wells	FP15744057840	Brooklyn - 4-Log Virus	10,694	65,621	0	0	0	76,315
157440	0521-Wells	FP15744057841	Greenbriar - 4-Log Virus	10,694	65,621	0	0	0	76,315
157440	0521-Wells	FP15744057849	Improve Hillside Well Station	0	0	0	0	0	0
157440	0521-Wells	FP15744057850	Hex Acres Well Station Upgrade	0	0	0	0	0	0
157440	0521-Wells	FP15744057852	Factoryville H2S Treatment	0	0	27,966	0	0	27,966
157440	0521-Wells	FP15744057853	Construct New Well - ER #7	0	0	0	0	0	0
157440	0521-Wells	FP15744057854	Construct New Well - ER #6	0	0	0	0	0	0
157440	0521-Wells	FP15744057888	Repl Hydropneumatic Tank-Garbush	0	0	10,393	262,563	0	272,955
157440	0521-Wells	FP15744057889	Repl Hydropneumatic Tanks - WH	0	257,500	257,500	257,500	257,500	1,030,000
157440	0521-Wells	FP15744063733	Additional Well - Deer Lake	0	0	0	0	0	0
157440	0521-Wells	FP15744064598	Anchorage 4-Log Virus	0	0	0	0	0	0
157440	0521-Wells	FP15744066758	Midway Manor - 4-Log Virus	0	0	0	0	0	0
157440	0521-Wells	FP15744090178	Improve Access Road-Wapwallopen	20,810	0	0	0	0	20,810
157440	0521-Wells	FP15744090180	Improve Midway Manor Well Station	26,724	0	0	0	0	26,724
157440	0521-Wells	FP15744090181	Replace Dug Road Well Station	424,835	0	0	0	0	424,835
157440	0521-Wells	FP15744090940	St Johns - 4-Log Virus	22,307	0	0	0	0	22,307
157481	0521-Wells	FP15744053710	Cnstr Well Station@ Washington Park	0	0	0	0	0	0
157483	0521-Wells	FP15744057846	Upgrade Overlook Well Station	50,000	0	0	0	0	50,000
157483	0521-Wells	FP15744057847	Cove Village 1&2 - 4-log	100,000	0	0	0	0	100,000
158110	0521-Wells	FP15811057394	Inst Green Sand Filter - Red Shale	0	531,687	0	0	0	531,687
158110	0521-Wells	FP15811064272	Clean Red Shale Well	0	0	0	0	0	0
158110	0521-Wells	FP15811067116	4-Log Virus - Hawley Wells	0	0	0	0	0	0
158110	0521-Wells	FP15811074092	Improve wellhouses - PLE	0	0	0	0	0	0
158500	0521-Wells	FP15734017015	Weidner Well - Honesdale	0	0	0	0	0	0
158500	0521-Wells	FP15850021799	AquaFreed Wells in Honesdale	30,900	30,900	30,900	30,900	30,900	154,500
158500	0521-Wells	FP15850067113	4-Log Virus Removal- Honesdale	0	0	0	0	0	0
	0521-Wells Total			7,377,976	3,830,802	1,404,603	2,028,121	1,465,400	16,106,902
151130	0522-Dams	FP15900287473	Impl Fall Protection Sys-Pick Dam	5,150	0	0	0	0	5,150
153020	0522-Dams	FP15900199069	Crum Creek Dam Sidewall Repairs	0	0	0	0	0	0
153020	0522-Dams	FP15900392255	Ironworks Dam-Upgd Toe Drainage	0	0	0	0	0	0

AQUA PENNSYLVANIA, INC. - WATER
DRAFT CAPITAL BUDGET - 2012 THRU 2016

DEPT	PROJECT GROUP	FP #	FP DESCRIPTION	2012	2013	2014	2015	2016	TOTAL
15/3020	0522-Dams	FP15900422356	Repair Spillway Township Line Dam	0	0	0	0	0	0
15/3020	0522-Dams	FP15900510636	Unidentified Dam Repairs	0	0	0	0	0	0
15/3020	0522-Dams	FP15900511524	Springton Dam Rehabilitation	0	6,920,125	7,539,066	0	0	14,459,191
15/3020	0522-Dams	FP15900573772	Remote Water Level Monitoring	0	0	0	0	0	0
15/3020	0522-Dams	FP15900586475	Unidentified Dam Repairs @ Crum	265,225	265,225	265,225	265,225	265,225	1,326,125
15/6162	0522-Dams	FP15900922362	Dredge Lower Reservoir @ Crum	283,990	646,005	3,117,015	0	0	4,047,009
15/6163	0522-Dams	FP15900922365	Dredge Reservoir - Pickering	0	0	1,191,439	0	0	1,191,439
15/7140	0522-Dams	FP15714003545	Reconstruct Bear Gap #1 Spillway-RC	350,000	0	0	0	0	350,000
15/7140	0522-Dams	FP15714010325	Watershed/Dam Improvements-RC	36,050	36,050	36,050	36,050	36,050	180,250
15/7140	0522-Dams	FP15714060291	Repaint Bear Gap #6 Sheet Piling	132,269	0	0	0	0	132,269
15/7140	0522-Dams	FP15714084573	Improve Embankment-Bear Gap #2	0	0	0	0	0	0
15/7340	0522-Dams	FP15734058087	Waymart #7 Permitting Reqs.	0	0	275,023	0	0	275,023
15/7830	0522-Dams	FP15783010906	E-Shenango Low Head Dam Repairs	0	0	0	0	0	0
	0522-Dams Total			1,072,683	7,867,405	12,423,818	301,275	301,275	21,966,456
15/2330	0525-Tanks/Resvrs/Standpipes	FP15900412589	Construct 1 Low Tank -Honeybrook	0	0	0	0	0	0
15/2330	0525-Tanks/Resvrs/Standpipes	FP15900722396	Cnst 2nd Tank w/ Booster-Honeybrook	1,025,465	0	0	0	0	1,025,465
15/2330	0525-Tanks/Resvrs/Standpipes	FP15900722402	Construct Elev 2MG Tank-Bensalem	2,388,102	0	0	0	0	2,388,102
15/2330	0525-Tanks/Resvrs/Standpipes	FP15900722708	Diamond Rock - 2nd Tank	0	1,300,000	600,000	0	0	1,900,001
15/2330	0525-Tanks/Resvrs/Standpipes	FP15900758226	Repl Grandstaff Clearwell Tank	0	0	0	0	0	0
15/2330	0525-Tanks/Resvrs/Standpipes	FP15900768052	Hillside Tank Site Restoration	0	0	0	0	0	0
15/2330	0525-Tanks/Resvrs/Standpipes	FP15900798814	Diamond Rock Tank Screening	0	0	0	0	0	0
15/7140	0525-Tanks/Resvrs/Standpipes	FP15714010200	Replace Edgewood Tank-Roaring Ck	0	0	0	0	0	0
15/7140	0525-Tanks/Resvrs/Standpipes	FP15714069632	Replace Oak Hill Tank, White Rock A	0	0	0	0	0	0
15/7340	0525-Tanks/Resvrs/Standpipes	FP15734004890	Replace Tank @ Thornhurst	50,000	322,500	0	0	0	372,501
15/7340	0525-Tanks/Resvrs/Standpipes	FP15734009707	Construct Tank @ Waymart	0	0	0	0	0	0
15/7340	0525-Tanks/Resvrs/Standpipes	FP15734021801	Replace Mashope Tank	50,000	300,000	0	0	0	350,000
15/7340	0525-Tanks/Resvrs/Standpipes	FP15734036291	Construct Tank @ Elmbrook- Waymart	300,000	0	0	0	0	300,000
15/7340	0525-Tanks/Resvrs/Standpipes	FP15734057401	Replace Moscow Tank	0	50,000	300,000	0	0	350,000
15/7340	0525-Tanks/Resvrs/Standpipes	FP15734067173	Install New Tank - Paupackan Lake	0	52,000	300,000	0	0	352,000
15/7340	0525-Tanks/Resvrs/Standpipes	FP15734077713	Replace 3-phase service-South St	0	0	0	0	0	0
15/7340	0525-Tanks/Resvrs/Standpipes	FP15734093974	Constr Tank @ Jefferson Hghts	350,000	0	0	0	0	350,000
15/7365	0525-Tanks/Resvrs/Standpipes	FP15734021800	Construct New Tank - Gouldsboro	0	0	50,000	300,000	0	350,000
15/7440	0525-Tanks/Resvrs/Standpipes	FP15744014452	Replace Barrett Tank	0	0	0	0	0	0
15/7440	0525-Tanks/Resvrs/Standpipes	FP15744021731	Const Tank @ Chinchilla/Stanton-W H	568,722	0	0	0	0	568,722
15/7440	0525-Tanks/Resvrs/Standpipes	FP15744023969	Install New Tank @ Fieldcrest Well	250,000	0	0	0	0	250,000
15/7440	0525-Tanks/Resvrs/Standpipes	FP15744035923	Replace Laurel Lakes Tank	0	0	0	0	0	0
15/7440	0525-Tanks/Resvrs/Standpipes	FP15744057887	Deer Lake Tank Replacement	0	0	31,853	320,884	0	352,737
15/7481	0525-Tanks/Resvrs/Standpipes	FP15744020958	Construct Storage Tank- Wash Park	0	0	0	0	0	0
15/7830	0525-Tanks/Resvrs/Standpipes	FP15783004193	P-Const Plant Level Elevated Tank-SV	0	0	2,100,000	0	0	2,100,000
15/7830	0525-Tanks/Resvrs/Standpipes	FP15784069699	P-Dome Cover Crawford Reservoir	0	0	0	0	0	0
15/7856	0525-Tanks/Resvrs/Standpipes	FP15784056291	Replace Storage Tank - Clarendon	0	0	0	0	0	0
15/8110	0525-Tanks/Resvrs/Standpipes	FP15811057398	Construct Storage Tank @ Cawley	0	0	0	50,000	300,000	350,000
	0525-Tanks/Resvrs/Standpipes Total			4,982,290	2,024,500	3,381,854	670,884	300,000	11,359,527
15/3020	0599-Other (TPB)	FP15900158088	Upper Merion Quarry Stormwater	1,113	0	0	0	0	1,113
15/3020	0599-Other (TPB)	FP15900158089	Pickering Residuals-Modify Disposal	0	0	0	315,000	0	315,000
15/3020	0599-Other (TPB)	FP15900203941	Pickering Residuals Handling Facili	0	0	0	0	0	0
15/3020	0599-Other (TPB)	FP15900358186	Bristol Residuals-Impr Plate Press	0	0	0	0	0	0

AQUA PENNSYLVANIA, INC. - WATER
DRAFT CAPITAL BUDGET - 2012 THRU 2016

DEPT	PROJECT GROUP	FP #	FP DESCRIPTION	2012	2013	2014	2015	2016	TOTAL
15/3020	0599-Other (TPB)	FP15900558166	Shenango Residuals-Imprv BFP Facil.	0	0	0	0	0	0
15/3020	0599-Other (TPB)	FP15900958090	Neshaminy Residuals-Closure Cell #1	57,229	222,602	1,726	0	0	281,556
15/3032	0599-Other (TPB)	FP15900592738	Chl Scrubber Contracts- Plants (P)	27,300	28,350	29,400	30,450	31,000	146,500
15/3032	0599-Other (TPB)	FP15900980294	Chlorine Scrubber Contracts- Plants	0	0	0	0	0	0
15/6162	0599-Other (TPB)	FP15900992075	Crum Creek VFD 3 Power Cell	0	0	0	0	0	0
15/6163	0599-Other (TPB)	FP15900992175	Pickering Chemical Building	0	0	0	0	0	0
15/7140	0599-Other (TPB)	FP15714072693	Facility Planning	0	0	0	0	0	0
15/7240	0599-Other (TPB)	FP15724072692	Facility Planning	0	0	0	0	0	0
15/7440	0599-Other (TPB)	FP15744072694	Facility Planning	0	0	0	0	0	0
15/7440	0599-Other (TPB)	FP15744090815	Eagle Rock Water Study	0	0	0	0	0	0
	0599-Other (TPB) Total			85,642	250,952	31,126	345,450	31,000	744,169
15/3032	0605-Chlorination Enhancements	FP15900992762	Repl Sludge Polymer-Pick E	80,000	0	0	0	0	80,000
	0605-Chlorination Enhancements Total			80,000	0	0	0	0	80,000
15/3032	0610-Treatment Equipment (Lt)	FP15900514219	Emergency Equip Replacements-Plants	0	0	0	0	0	0
15/3032	0610-Treatment Equipment (Lt)	FP15900514229	Replace Inline pH Meters - Wells	0	0	0	0	0	0
15/3032	0610-Treatment Equipment (Lt)	FP15900515244	Replace Inline PH Meters - Plants	0	0	0	0	0	0
15/3032	0610-Treatment Equipment (Lt)	FP15900515249	Replace Chem Feed Pumps Well/Bstr	0	0	0	0	0	0
15/3032	0610-Treatment Equipment (Lt)	FP15900556092	Replace Filter Turbs/Plant	0	0	0	0	0	0
15/3032	0610-Treatment Equipment (Lt)	FP15900556113	Rebuild Filtrs Milford Well	0	0	0	0	50,000	50,000
15/3032	0610-Treatment Equipment (Lt)	FP15900556116	Repl Arsenic Media Meyers Tract	0	0	0	0	0	0
15/3032	0610-Treatment Equipment (Lt)	FP15900556713	Repl PACL Pump - U Merion	0	0	0	0	0	0
15/3032	0610-Treatment Equipment (Lt)	FP15900556726	Repl NaOCL Pump U Merion	0	0	0	0	0	0
15/3032	0610-Treatment Equipment (Lt)	FP15900556728	Upgr Polymer Feed Sys-Bristol	60,000	12,000	12,000	12,000	12,000	108,000
15/3032	0610-Treatment Equipment (Lt)	FP15900592739	Replace Filter Turbs/Plant (P)	10,500	0	0	10,500	0	21,000
15/3032	0610-Treatment Equipment (Lt)	FP15900592740	Repl Chemical Mixers- Wells (P)	15,000	15,000	15,000	15,000	15,000	75,000
15/3032	0610-Treatment Equipment (Lt)	FP15900592741	Repl Inline pH Meters - Wells (P)	35,000	35,000	35,000	35,000	35,000	175,000
15/3032	0610-Treatment Equipment (Lt)	FP15900592742	Repl Chem Feed Pumps Well/Bstr (P)	31,500	31,500	31,500	31,500	31,500	157,500
15/3032	0610-Treatment Equipment (Lt)	FP15900592743	Emerg Chart Recorders-Plants (P)	42,000	31,500	31,500	31,500	31,500	168,000
15/3032	0610-Treatment Equipment (Lt)	FP15900592744	Repl Chart Recorders-Wells & Bstr (P)	54,600	56,700	57,750	58,800	59,000	286,850
15/3032	0610-Treatment Equipment (Lt)	FP15900592745	Upgrade Turbidimeters - Wells (P)	73,500	75,600	77,700	79,800	80,000	386,600
15/3032	0610-Treatment Equipment (Lt)	FP15900878914	Replace Chemical Mixers- Wells	0	0	0	0	0	0
15/3032	0610-Treatment Equipment (Lt)	FP15900878934	Replace Inline pH Meters - Wells	0	0	0	0	0	0
15/3032	0610-Treatment Equipment (Lt)	FP15900879393	Rebuild Filter Valves-Wells	0	0	0	0	0	0
15/3032	0610-Treatment Equipment (Lt)	FP15900880333	Upgrade Turbidimeters - Wells	0	0	0	0	0	0
15/3032	0610-Treatment Equipment (Lt)	FP15900955847	Replace Alum Rotodips Pick E	0	0	0	0	0	0
15/3032	0610-Treatment Equipment (Lt)	FP15900955848	Replace Carbon Rotodips Pick E	0	0	0	0	0	0
15/3032	0610-Treatment Equipment (Lt)	FP15900976473	Replace Damaged Equipment	0	0	0	0	0	0
15/3032	0610-Treatment Equipment (Lt)	FP15900976633	Replace Chlorine Analyzers - Plants	0	0	0	0	0	0
15/3032	0610-Treatment Equipment (Lt)	FP15900978095	Rebuild Portable Strankos	0	0	0	0	0	0
15/3032	0610-Treatment Equipment (Lt)	FP15900978677	Replace Scales-Wells Bstrs Pints	0	0	0	0	0	0
15/3032	0610-Treatment Equipment (Lt)	FP15900980373	Upgrade Chemical Pumps-Plants	35,000	0	0	0	0	35,000
15/3032	0610-Treatment Equipment (Lt)	FP15900992756	Repl PACL Pump - U Merion Plant	30,000	0	0	0	0	30,000
15/3032	0610-Treatment Equipment (Lt)	FP15900992757	Rebid Polymer Syst - Bristol	150,000	0	0	0	0	150,000
15/3032	0610-Treatment Equipment (Lt)	FP15900992758	Rebid Polymer Systems - Pick W	15,000	0	0	0	0	15,000
15/3032	0610-Treatment Equipment (Lt)	FP15900992759	Replace SCD - Pickering E & W	0	30,000	0	0	0	30,000
15/3032	0610-Treatment Equipment (Lt)	FP15900992760	Replace Sludge Polymer - Ingrams	0	0	0	0	0	0

AQUA PENNSYLVANIA, INC. - WATER
DRAFT CAPITAL BUDGET - 2012 THRU 2016

DEPT	PROJECT GROUP	FP #	FP DESCRIPTION	2012	2013	2014	2015	2016	TOTAL
15/3032	0610-Treatment Equipment (Lt)	FP15900992761	Repl Alum Feeders - Pick E	110,000	0	0	0	0	110,000
15/3032	0610-Treatment Equipment (Lt)	FP15900992763	Repl Alum Transfer Pumps-Pick E	20,000	0	0	0	0	20,000
15/3032	0610-Treatment Equipment (Lt)	FP15900992764	Upgr Carbon Fders w/Perstaltics P E	50,000	0	0	0	0	50,000
15/6160	0610-Treatment Equipment (Lt)	FP15900991675	Upgd Lime Feed Sys HD Lime-Bristol	253,376	0	0	0	0	253,376
15/6162	0610-Treatment Equipment (Lt)	FP159009921963	Upgrade Ammonia & Cl Storage (A7)	367,500	0	0	187,223	838,982	1,026,204
15/6162	0610-Treatment Equipment (Lt)	FP15900955726	Upgrade Filters/Filter Gallery-Crum	367,500	0	0	0	0	367,500
15/6163	0610-Treatment Equipment (Lt)	FP15900955830	Upgrade Clariflow Collection System	0	0	0	0	0	0
15/6163	0610-Treatment Equipment (Lt)	FP15900991997	Repl Dry Chlorine Scrubber-Pick W	0	0	261,923	0	0	261,923
15/6166	0610-Treatment Equipment (Lt)	FP15900992117	Repl Dry Chl Scrubber - Ingrams	0	277,931	0	0	0	277,931
15/6167	0610-Treatment Equipment (Lt)	FP15900955849	Convert Liquid PO4	0	0	0	0	0	0
15/6169	0610-Treatment Equipment (Lt)	FP15900921590	Rebuild Aeration Towers UM	0	81,606	87,268	0	0	168,874
15/7130	0610-Treatment Equipment (Lt)	FP15714004963	Upgrd Chem Feed Equip RC(inactive)	0	0	0	0	0	0
15/7130	0610-Treatment Equipment (Lt)	FP15714055649	Chemical Feed Improvm (A5) RC Plant	0	0	0	0	0	0
15/7130	0610-Treatment Equipment (Lt)	FP15714078115	Chemical Feed Improvm (A5) RC Plant	0	0	0	0	0	0
15/7130	0610-Treatment Equipment (Lt)	FP15714078633	Upgrade Chemical Feed Equip RC	0	0	0	0	0	0
15/7130	0610-Treatment Equipment (Lt)	FP15714092455	Upgrd Chem Feed Equip RC (P)	39,140	37,561	36,050	37,853	39,140	189,744
15/7140	0610-Treatment Equipment (Lt)	FP15714010326	Install Chemical Feed Equipment-RC	0	0	0	0	0	0
15/7140	0610-Treatment Equipment (Lt)	FP15714086493	Instal Chemical Feed Equipment-RC	41,200	41,200	41,200	41,200	41,200	206,000
15/7340	0610-Treatment Equipment (Lt)	FP15734021307	Prch Chem & Treatment Equipment	5,150	5,150	5,150	5,150	5,150	25,750
15/7340	0610-Treatment Equipment (Lt)	FP15734079093	Purchase chemical feed pumps PLE	0	0	0	0	0	0
15/7340	0610-Treatment Equipment (Lt)	FP15734085313	Purchase chlorine standards	0	0	0	0	0	0
15/7430	0610-Treatment Equipment (Lt)	FP15744002161	Purchase Chemical Feed Pumps	0	0	0	0	0	0
15/7440	0610-Treatment Equipment (Lt)	FP15744009777	Prch Chemical Feed Equipment-WH	10,300	10,300	10,300	10,300	10,300	51,500
15/7440	0610-Treatment Equipment (Lt)	FP15744029813	Prch Backup Chemical Pumps	0	0	0	0	0	0
0610-Treatment Equipment (Lt) Total				1,448,766	741,048	702,341	555,825	1,248,772	4,696,751
15/3020	0615-Lab Equipment (Lt)	FP15900515134	Prch Env Affairs Monitoring Equip	0	0	0	0	0	0
15/3020	0615-Lab Equipment (Lt)	FP15900515135	Purchase Hydrogeologist Equipment	0	0	0	0	0	0
15/3020	0615-Lab Equipment (Lt)	FP15900586494	Prch Env Affairs Monitoring Equip	3,090	3,090	3,090	3,090	3,090	15,450
15/3020	0615-Lab Equipment (Lt)	FP15900586497	Purchase Hydrogeologist Equipment	5,150	5,150	5,150	5,150	5,150	25,750
15/3031	0615-Lab Equipment (Lt)	FP15900507000	Replace Source - Mass Spectrometer	2,625	2,625	0	0	0	2,625
15/3031	0615-Lab Equipment (Lt)	FP15900507003	Purchase Water Bath for Tests	2,625	0	0	0	0	2,625
15/3031	0615-Lab Equipment (Lt)	FP15900515113	Prch Uninterruptible Power Supply	0	2,625	0	2,625	0	5,250
15/3031	0615-Lab Equipment (Lt)	FP15900515114	Replace Miscellaneous Lab Equipment	0	0	0	0	0	0
15/3031	0615-Lab Equipment (Lt)	FP15900515118	LIMS Training & Upgrades	0	0	0	0	0	0
15/3031	0615-Lab Equipment (Lt)	FP15900515122	Replace incubator, Microbiology Lab	6,300	0	0	0	0	6,300
15/3031	0615-Lab Equipment (Lt)	FP15900515123	Replace UV/VIS Spectrophotometer	0	0	0	0	0	0
15/3031	0615-Lab Equipment (Lt)	FP15900515124	Replace Refrigerator Inorganics Lab	0	0	0	0	0	0
15/3031	0615-Lab Equipment (Lt)	FP15900515128	Repl Large Refrigerator-Microbiolog	3,675	0	0	0	0	3,675
15/3031	0615-Lab Equipment (Lt)	FP15900515129	Replace Autoclave - Bryn Mawr Lab	0	63,000	0	0	0	63,000
15/3031	0615-Lab Equipment (Lt)	FP15900515132	Replace Evaporative Concentrator	5,250	0	0	0	0	5,250
15/3031	0615-Lab Equipment (Lt)	FP15900515133	Repl VOC Purge & Trap Concentrator	0	21,000	0	0	0	21,000
15/3031	0615-Lab Equipment (Lt)	FP15900522176	Purchase Lab Instruments	54,600	0	157,500	42,000	0	254,100
15/3031	0615-Lab Equipment (Lt)	FP15900586498	Repl Gas Chromatograph/Mass Spectro	82,400	0	82,400	82,400	0	247,200
15/3031	0615-Lab Equipment (Lt)	FP15900586513	Replace Miscellaneous Lab Equipment	20,600	30,900	30,900	20,600	30,900	133,900
15/3031	0615-Lab Equipment (Lt)	FP15900586533	LIMS Training & Upgrades	20,600	10,300	10,300	20,600	10,300	72,100
15/3032	0615-Lab Equipment (Lt)	FP15900592747	Repl Zeta Meters - Plant Labs (P)	8,400	0	9,450	0	10,000	27,850
15/3032	0615-Lab Equipment (Lt)	FP15900592748	Repl/Upgrade Dept Lab/Test Equip (P)	4,725	4,725	4,725	4,725	5,000	23,900
15/3032	0615-Lab Equipment (Lt)	FP15900592749	Replace ph Meters-Plant Labs (P)	0	7,350	0	7,350	0	14,700

AQUA PENNSYLVANIA, INC. - WATER
DRAFT CAPITAL BUDGET - 2012 THRU 2016

DEPT	PROJECT GROUP	FP #	FP DESCRIPTION	2012	2013	2014	2015	2016	TOTAL
15/3032	0615-Lab Equipment (Lt)	FP15900592750	Repl Turbidimeter Plant Labs (P)	7,350	0	7,350	0	7,350	22,050
15/3032	0615-Lab Equipment (Lt)	FP15900592751	Repl Spectrophotometers-Plants (P)	8,400	8,400	8,400	8,400	8,400	42,000
15/3032	0615-Lab Equipment (Lt)	FP15900592752	Repl Titrators - Plant Lab (P)	9,450	0	9,450	0	9,450	28,350
15/3032	0615-Lab Equipment (Lt)	FP15900592753	Repl Broken Equip - Plants (P)	10,000	10,000	10,000	10,000	10,000	50,000
15/3032	0615-Lab Equipment (Lt)	FP15900592754	Purch System Sampling Apparatus (P)	0	22,000	0	24,000	0	46,000
15/3032	0615-Lab Equipment (Lt)	FP15900592755	Repl Dam instruments-Plant&Well (P)	15,000	15,000	15,000	15,000	15,000	75,000
15/3032	0615-Lab Equipment (Lt)	FP15900978674	Repl/Ugrade Dept Lab/Test Equip	0	0	0	0	0	0
15/3032	0615-Lab Equipment (Lt)	FP15900978678	Replace ph Meters-Plant Labs	0	0	0	0	0	0
15/3032	0615-Lab Equipment (Lt)	FP15900978693	Replace Turbidimeter Plant Labs	0	0	0	0	0	0
15/3032	0615-Lab Equipment (Lt)	FP15900978754	Replace Spectrophotometers-Plants	0	0	0	0	0	0
15/3032	0615-Lab Equipment (Lt)	FP15900978774	Replace Titrators - Plant Lab	0	0	0	0	0	0
15/3032	0615-Lab Equipment (Lt)	FP15900979413	Replace Broken Equipment - Plants	0	0	0	0	0	0
15/3032	0615-Lab Equipment (Lt)	FP15900980213	Purchase System Sampling Apparatus	0	0	0	0	0	0
15/3032	0615-Lab Equipment (Lt)	FP15900980233	Repl Damaged Instruments-Plant&Well	0	0	0	0	0	0
15/7130	0615-Lab Equipment (Lt)	FP15714079213	Replace-Upgrade Lab Equip RC Plant	0	0	0	0	0	0
15/7130	0615-Lab Equipment (Lt)	FP15714092475	Repl-Upgrd Lab Equip RC Plant (P)	11,330	11,330	11,330	12,360	12,360	58,710
15/7140	0615-Lab Equipment (Lt)	FP15714055626	Replace Lab Equipment (2011)	0	0	0	0	0	0
15/7440	0615-Lab Equipment (Lt)	FP15744014327	Replace Lab Equipment (2012)	15,450	15,450	15,450	15,450	15,450	77,250
15/7440	0615-Lab Equipment (Lt)	FP15744086554	Purchase Lab Equipment - WH	3,090	3,090	3,090	3,090	3,090	15,450
15/7830	0615-Lab Equipment (Lt)	FP15783011296	P Process Control & Analysis Equip	0	0	0	0	0	0
15/7830	0615-Lab Equipment (Lt)	FP15784092674	P Process Cntrl & Analysis Equi (P)	10,300	10,300	10,300	10,300	10,300	51,500
	0615-Lab Equipment (Lt) Total			307,785	246,335	393,885	287,140	155,840	1,390,985
15/3020	0699-Other Lab/Treatment Work	FP15900362873	Neshaminy Creek Bank Stabilization	0	0	0	0	0	0
15/3020	0699-Other Lab/Treatment Work	FP15900515138	Well Testing & Development	0	0	0	0	0	0
15/3020	0699-Other Lab/Treatment Work	FP15900521309	Stabilize Stream Banks	0	0	0	0	0	0
15/3020	0699-Other Lab/Treatment Work	FP15900533240	Tree Revitalization Program	0	0	0	0	0	0
15/3020	0699-Other Lab/Treatment Work	FP15900586593	Tree Revitalization Program	131,814	131,814	131,814	131,814	131,814	659,071
15/3020	0699-Other Lab/Treatment Work	FP15900886555	Well Testing & Development	143,685	156,045	167,375	179,735	182,825	829,665
15/3020	0699-Other Lab/Treatment Work	FP15900986573	Stabilize Stream Banks by Intakes	16,763	16,763	16,763	16,763	16,763	83,816
	0699-Other Lab/Treatment Work Total			292,262	304,622	315,952	328,312	331,402	1,572,552
15/1250	0705-Fence Replacements	FP15900103304	Replace Swing Gate	0	0	0	0	0	0
15/1250	0705-Fence Replacements	FP15900114069	Replace Fence @ Springton	0	0	0	0	0	0
15/1250	0705-Fence Replacements	FP15900190473	Replace Fence @ Springton	26,250	25,750	26,500	25,750	25,750	130,000
15/1250	0705-Fence Replacements	FP15900195174	Install farm fence Springton	0	0	0	0	0	0
15/1250	0705-Fence Replacements	FP15900195196	Repair operators Springton	0	0	0	0	0	0
15/1250	0705-Fence Replacements	FP15900214070	Replace Fence @ Pick W. Reservoir	0	0	0	0	0	0
15/1250	0705-Fence Replacements	FP15900290474	Replace Fence @ Pick W. Reservoir	10,300	10,300	10,300	10,300	10,300	51,500
15/1250	0705-Fence Replacements	FP15900303305	Install Fence Iron Works	0	0	0	0	0	0
15/1250	0705-Fence Replacements	FP15900395195	Repair gate Operators WG	0	0	0	0	0	0
15/1250	0705-Fence Replacements	FP15900496135	Great Valley Fence	0	0	0	0	0	0
15/1250	0705-Fence Replacements	FP15900514071	Replace Fence @ Various Wells & Boo	0	0	0	0	0	0
15/1250	0705-Fence Replacements	FP15900590493	Replace Fence @ Various Wells & Boo	51,500	51,500	51,500	51,500	51,500	257,500
15/1250	0705-Fence Replacements	FP15900595176	Replace 5 sections of fence BM	0	0	0	0	0	0
15/1250	0705-Fence Replacements	FP15900895194	Install Fence -Perkiomen Woods Well	0	0	0	0	0	0
15/1250	0705-Fence Replacements	FP15900895214	Install parts to fence North Hills	0	0	0	0	0	0
15/1250	0705-Fence Replacements	FP15900955933	Repl Fence West Chester Reservoir	0	0	0	0	0	0

AQUA PENNSYLVANIA, INC. - WATER
DRAFT CAPITAL BUDGET - 2012 THRU 2016

DEPT	PROJECT GROUP	FP #	FP DESCRIPTION	2012	2013	2014	2015	2016	TOTAL
15/1250	0705-Fence Replacements	FP15900990496	Repl Fence West Chester Reservoir	91,000	11,000	10,750	10,500	20,500	143,750
	0705-Fence Replacements Total			179,050	98,550	99,050	98,050	108,050	582,750
15/1250	0710-Office Furniture	FP15900101601	Furniture Transportation Dept	0	0	0	0	0	0
15/1250	0710-Office Furniture	FP15900101646	Furniture Meter Ops	0	0	0	0	0	0
15/1250	0710-Office Furniture	FP15900114088	New Furniture Springfield	0	0	0	0	0	0
15/1250	0710-Office Furniture	FP15900190505	New Furniture Springfield	21,050	10,500	10,500	10,500	10,500	63,050
15/1250	0710-Office Furniture	FP15900390511	Furniture - Willow GRove	10,500	10,500	10,500	10,500	10,500	52,500
15/1250	0710-Office Furniture	FP15900414086	New Furniture - Great Valley	0	0	0	0	0	0
15/1250	0710-Office Furniture	FP15900490521	New Furniture - Great Valley	10,500	10,500	10,500	10,500	10,500	52,500
15/1250	0710-Office Furniture	FP15900514084	New Furniture - Bryn Mawr	0	0	0	0	0	0
15/1250	0710-Office Furniture	FP15900590522	New Furniture - Bryn Mawr	68,600	66,550	41,550	41,550	41,550	259,800
15/7440	0710-Office Furniture	FP15744055706	Replace Office Furniture	3,090	3,090	3,090	3,090	3,090	15,450
15/7810	0710-Office Furniture	FP15781011299	M Office Furniture & Equipment	5,400	5,400	5,400	5,400	5,400	27,000
15/8500	0710-Office Furniture	FP15850092309	Prch Conference Room Furniture	0	10,300	0	0	0	10,300
15/8500	0710-Office Furniture	FP15850092516	Purchase Office Furniture	2,060	0	2,060	2,060	2,060	8,240
	0710-Office Furniture Total			121,200	116,840	83,600	83,600	83,600	488,840
15/1220	0715-Office Equipment	FP15900522348	Microfilm Conversion	0	0	0	0	0	0
15/1220	0715-Office Equipment	FP15900587893	Microfilm Conversion	15,450	15,450	15,450	15,450	15,450	77,250
15/1220	0715-Office Equipment	FP15900591756	Microfilm Conversion to Digital ima	0	0	0	0	0	0
15/1250	0715-Office Equipment	FP15900514091	Audio Visual Equipment BM	0	0	0	0	0	0
15/1250	0715-Office Equipment	FP15900514093	Misc Appliances - BM	0	0	0	0	0	0
15/1250	0715-Office Equipment	FP15900521605	Purchase Satellite Phones	0	0	0	0	0	0
15/1250	0715-Office Equipment	FP15900590523	Audio Visual Equipment BM	21,250	20,750	500	20,250	10,250	73,000
15/1250	0715-Office Equipment	FP15900590524	Misc Appliances - BM	1,102	1,050	1,050	1,050	1,050	5,303
15/1250	0715-Office Equipment	FP15900590533	Purchase Satellite Phones	26,780	0	0	0	0	26,780
15/4720	0715-Office Equipment	FP15900492086	Portable Printers for Trucks (6)	3,708	0	0	0	0	3,708
15/5140	0715-Office Equipment	FP15900191455	Upgrade Office Equipment	6,180	6,180	6,180	6,180	6,180	30,900
15/7140	0715-Office Equipment	FP15714021311	Purchase Office Equipment -RC	0	0	0	0	0	0
15/7140	0715-Office Equipment	FP15714060292	Telephony; Avaya - Roaring Cr	0	0	0	0	0	0
15/7140	0715-Office Equipment	FP15714095414	Purchase Office Equipment -RC	3,090	3,090	3,090	3,090	3,090	15,450
	0715-Office Equipment Total			77,561	46,520	26,270	46,020	36,020	232,391
15/1010	0720-Improvements	FP15900561060	Field Ops Optimization Phase 2	0	0	0	0	0	0
15/1010	0720-Improvements	FP15900597474	Service Link Development	732,975	0	0	0	0	732,975
15/1130	0720-Improvements	FP15714060451	Implmnt Fall Protection Sys - RC	0	0	0	0	0	0
15/1130	0720-Improvements	FP15714087393	Implmnt Fall Protection Sys - RC	206,000	206,000	206,000	206,000	0	824,000
15/1130	0720-Improvements	FP15734060453	Implmnt Fall Protection Sys-Honesda	0	0	0	0	0	0
15/1130	0720-Improvements	FP15734087394	Implmnt Fall Protection Sys-Honesda	206,000	206,000	206,000	206,000	0	824,000
15/1130	0720-Improvements	FP15744060452	Implmnt Fall Protection Sys - WH	0	0	0	0	0	0
15/1130	0720-Improvements	FP15744087395	Implmnt Fall Protection Sys - WH	206,000	206,000	206,000	206,000	0	824,000
15/1130	0720-Improvements	FP15900558110	Implement Risk Management Projects	0	0	0	0	0	0
15/1130	0720-Improvements	FP15900587373	Implement Risk Management Projects	206,000	206,000	206,000	206,000	154,500	978,500
15/1240	0720-Improvements	FP15900181918	Paint floor Spr. Garage	0	0	0	0	0	0
15/1250	0720-Improvements	FP15900101603	Insulate Duct Work Stores Dept	0	0	0	0	0	0
15/1250	0720-Improvements	FP15900101604	Repairs to Sprinkler system	0	0	0	0	0	0
15/1250	0720-Improvements	FP15900101644	Replace AC Unit Voice/Data Room	0	0	0	0	0	0
15/1250	0720-Improvements	FP15900101645	Replace Lockers & Benches SPR	0	0	0	0	0	0

AQUA PENNSYLVANIA, INC. - WATER
DRAFT CAPITAL BUDGET - 2012 THRU 2016

DEPT	PROJECT GROUP	FP #	FP DESCRIPTION	2012	2013	2014	2015	2016	TOTAL
15/1250	0720-Improvements	FP15900114104	Replace Carpet Springfield	0	0	0	0	0	0
15/1250	0720-Improvements	FP15900114117	Replace A.C. Units Springfield	0	0	0	0	0	0
15/1250	0720-Improvements	FP15900114150	Renovations Springfield	0	0	0	0	0	0
15/1250	0720-Improvements	FP15900114161	Replace overhead doors Springfield	0	0	0	0	0	0
15/1250	0720-Improvements	FP15900173513	Replace motor for overhead door	0	0	0	0	0	0
15/1250	0720-Improvements	FP15900190554	Replace Carpet Springfield	10,500	10,500	10,500	10,500	10,500	52,500
15/1250	0720-Improvements	FP15900190573	Replace window treatments Spr	0	10,300	0	0	0	10,300
15/1250	0720-Improvements	FP15900190575	Replace A.C. Units Springfield	0	53,500	0	0	0	105,000
15/1250	0720-Improvements	FP15900190594	Renovations Springfield	25,500	10,500	10,500	10,500	10,500	67,500
15/1250	0720-Improvements	FP15900190598	Replace Overhead doors Springfield	13,390	13,390	13,390	13,390	13,390	66,950
15/1250	0720-Improvements	FP15900190613	Replace icemaker Springfield	0	6,489	0	6,489	0	12,978
15/1250	0720-Improvements	FP15900190633	Springfield Gate	0	25,750	0	0	0	25,750
15/1250	0720-Improvements	FP15900191754	Patch and Paint Walls-Meter Ops	0	0	0	0	0	0
15/1250	0720-Improvements	FP15900192815	Replace Ceiling tiles Springfield	0	0	0	0	0	0
15/1250	0720-Improvements	FP15900192854	Install Toilet Partitions Springfie	0	0	0	0	0	0
15/1250	0720-Improvements	FP15900194802	Paint Fire escape & railings Spring	0	0	0	0	0	0
15/1250	0720-Improvements	FP15900197074	Upgrade Elec Serv Springton	0	0	0	0	0	0
15/1250	0720-Improvements	FP15900199014	Springfield Mir Ops Renovations	0	0	0	0	0	0
15/1250	0720-Improvements	FP15900199474	Manual Solar Shades	0	0	0	0	0	0
15/1250	0720-Improvements	FP15900307621	Install exhaust System WG	0	0	0	0	0	0
15/1250	0720-Improvements	FP15900302501	Willow Grove Carpet stock	0	0	0	0	0	0
15/1250	0720-Improvements	FP15900372932	Interior Lighting & GFI Receptacles	0	0	0	0	0	0
15/1250	0720-Improvements	FP15900386253	Replace ceiling tiles Willow Grove	12,875	12,875	0	0	0	28,428
15/1250	0720-Improvements	FP15900390634	Replace overhead door- WG	53,560	0	53,560	0	53,560	160,680
15/1250	0720-Improvements	FP15900390653	Replace A.C. unit Willow Grove	25,450	0	30,900	0	0	56,350
15/1250	0720-Improvements	FP15900390674	Misc Building Improvements- Eastern	0	154,500	0	0	0	154,500
15/1250	0720-Improvements	FP15900390675	Replace Roof Willow Grove	0	25,750	0	0	0	25,750
15/1250	0720-Improvements	FP15900392194	Replace entrance gate WG	0	0	0	0	0	0
15/1250	0720-Improvements	FP15900394803	Improvements to Willow Grove	0	0	0	0	0	0
15/1250	0720-Improvements	FP15900397075	Emergency Electrical Repairs Ironwo	0	0	0	0	0	0
15/1250	0720-Improvements	FP15900397974	Install door opener wash bay- WG	0	0	0	0	0	0
15/1250	0720-Improvements	FP15900484353	Patch/Paint Walls Great Valley	0	0	0	0	0	0
15/1250	0720-Improvements	FP15900486233	Carpet Great Valley	0	0	0	0	0	0
15/1250	0720-Improvements	FP15900490693	Replace Ice-maker Great Valley	0	0	6,180	0	0	6,180
15/1250	0720-Improvements	FP15900490754	Vertical Blinds Great Valley	0	0	0	0	0	0
15/1250	0720-Improvements	FP15900492174	Repair and seal stucco Great Valley	77,250	0	0	0	0	77,250
15/1250	0720-Improvements	FP15900501643	Rebuild Hydraulic cylinder rear bid	0	0	0	0	0	0
15/1250	0720-Improvements	FP15900501662	Repl bldg door locks/hardware	0	0	0	0	0	0
15/1250	0720-Improvements	FP15900514106	Replace Carpet Bryn Mawr	0	0	0	0	0	0
15/1250	0720-Improvements	FP15900514110	Replace Window Treatments Bryn Mawr	0	0	0	0	0	0
15/1250	0720-Improvements	FP15900514113	Replace Lighting Bryn Mawr	0	0	0	0	0	0
15/1250	0720-Improvements	FP15900514157	Bryn Mawr Renovations	0	0	0	0	0	0
15/1250	0720-Improvements	FP15900514165	Rep Sidewalk & Driveway Well/Bstr	0	0	0	0	0	0
15/1250	0720-Improvements	FP15900514166	Improvements to Wells& Boosters	0	0	0	0	0	0
15/1250	0720-Improvements	FP15900555938	Repair and Seal Stucco - BM	0	0	0	0	0	0
15/1250	0720-Improvements	FP15900572935	Plantings for BioRetention Basins	0	0	0	0	0	0
15/1250	0720-Improvements	FP15900577253	Boiler behind IS Dept	0	0	0	0	0	0
15/1250	0720-Improvements	FP15900577255	Rear BOiler Bryn Mawr	0	0	0	0	0	0
15/1250	0720-Improvements	FP15900581937	Install new fan motor Lab	0	0	0	0	0	0

AQUA PENNSYLVANIA, INC. - WATER
DRAFT CAPITAL BUDGET - 2012 THRU 2016

DEPT	PROJECT GROUP	FP #	FP DESCRIPTION	2012	2013	2014	2015	2016	TOTAL
15/1250	0720-Improvements	FP15900581954	Install new pump BM	0	0	0	0	0	0
15/1250	0720-Improvements	FP15900590713	Replace Carpet Bryn Mawr	16,995	6,489	16,995	6,489	6,489	53,457
15/1250	0720-Improvements	FP15900590714	Replace Window Treatments Bryn Mawr	5,250	5,250	5,250	5,250	5,250	26,250
15/1250	0720-Improvements	FP15900590774	Replace Lighting Bryn Mawr	37,080	37,080	37,080	37,080	37,080	185,400
15/1250	0720-Improvements	FP15900590793	Bryn Mawr Renovations	51,500	51,500	51,500	51,500	51,500	257,500
15/1250	0720-Improvements	FP15900590814	Install Vault - BM Basement	0	0	283,250	0	0	283,250
15/1250	0720-Improvements	FP15900590817	Rep Sidewalk & Driveway Well/Bstr	41,200	30,900	30,900	36,050	36,050	175,100
15/1250	0720-Improvements	FP15900590833	Improvements to Wells & Boosters	38,110	38,110	38,110	38,110	41,200	193,640
15/1250	0720-Improvements	FP15900590853	Replace Ice maker Bryn Mawr	0	0	5,150	0	0	5,150
15/1250	0720-Improvements	FP15900590873	Replace AC Unit Bryn Mawr	0	0	87,550	0	0	87,550
15/1250	0720-Improvements	FP15900590893	Parking Lot Improvements	0	0	26,780	0	0	26,780
15/1250	0720-Improvements	FP15900590894	Repair and Seal Stucco - BM	0	77,250	0	0	0	77,250
15/1250	0720-Improvements	FP15900590914	Replace Garage Roof Bryn Mawr	0	72,100	0	0	0	72,100
15/1250	0720-Improvements	FP15900590933	Replace Lab roof BM	0	0	133,900	0	0	133,900
15/1250	0720-Improvements	FP15900590935	Rear Boiler Bryn Mawr	0	0	0	57,680	0	57,680
15/1250	0720-Improvements	FP15900590937	Install new pump BM	0	5,150	0	0	0	5,150
15/1250	0720-Improvements	FP15900592176	Replace Landscaping Bryn Mawr	36,050	0	0	0	0	36,050
15/1250	0720-Improvements	FP15900597774	Repl Condenser fan motor BM	0	0	0	0	0	0
15/1250	0720-Improvements	FP15900598095	Bryn Mawr Cafe Renovations	0	0	0	0	0	0
15/1250	0720-Improvements	FP15900694797	Paint doors replace broken glass	0	0	0	0	0	0
15/1250	0720-Improvements	FP15900794800	New door & hardware Lamott Tank	0	0	0	0	0	0
15/1250	0720-Improvements	FP15900803408	Repairs to Saybrook Well	0	0	0	0	0	0
15/1250	0720-Improvements	FP15900873072	Repl door, frame & roof Hatboro Wel	0	0	0	0	0	0
15/1250	0720-Improvements	FP15900873452	Install new ceiling Cabot Well	0	0	0	0	0	0
15/1250	0720-Improvements	FP15900891794	Misc Repairs-Willowdale Pumphouse	0	0	0	0	0	0
15/1250	0720-Improvements	FP15900899994	Resurface Bell Tavern Drive	0	0	0	0	0	0
15/3020	0720-Improvements	FP15900856592	Meyer's Well "A" Improvements	51,500	51,500	51,500	51,500	51,500	257,500
15/4015	0720-Improvements	FP15900536209	Misc Improvements- Div Offices	87,943	0	0	0	0	87,943
15/4120	0720-Improvements	FP15900191856	Pave Side Lot & Entrance - Spf	0	0	0	0	0	0
15/4130	0720-Improvements	FP15900198216	Curb & Blacktop Restoration-Splfd	0	0	0	0	0	0
15/4130	0720-Improvements	FP15900155506	Improve Store Room	51,500	51,500	51,500	51,500	51,500	257,500
15/4420	0720-Improvements	FP15900187553	Improve Store Room	0	0	0	0	0	0
15/4420	0720-Improvements	FP15900321425	Misc Yard Repairs - Eastern Div	0	0	0	0	0	0
15/4420	0720-Improvements	FP15900356387	Replace Curbing - Willow Grove	0	0	0	0	0	0
15/4420	0720-Improvements	FP15900356388	Blacktop Eastern Div Office Yard	0	0	0	0	0	0
15/4420	0720-Improvements	FP15900356432	Improve Drainage Willow Grove	0	0	0	0	0	0
15/4420	0720-Improvements	FP15900356444	Install Forklift Entrance-Bethayres	0	0	0	0	0	0
15/4420	0720-Improvements	FP15900392088	Green Roof Evaluation	5,150	0	0	0	0	5,150
15/4420	0720-Improvements	FP15900392096	Construct Pole Barn - W. Grove	0	0	83,613	0	0	83,613
15/4445	0720-Improvements	FP15900321424	Bethayres Bldg & Yard Repair	37,853	0	0	0	0	37,853
15/4720	0720-Improvements	FP15900491854	Pave Drive & Upper Lot - GV	31,039	0	0	0	0	31,039
15/4720	0720-Improvements	FP15900491855	Install Concrete Pad - GV	1,035	0	0	0	0	1,035
15/6162	0720-Improvements	FP15900921477	Pave Driveway Install Ret Wall Crum	0	0	0	0	0	0
15/6167	0720-Improvements	FP15900921572	Replace Roof Pick E	0	0	0	0	0	0
15/6167	0720-Improvements	FP15900992122	Repl Pump Sec Roof - Pick E	103,000	0	0	0	0	103,000
15/6169	0720-Improvements	FP15900992298	Replace Pump Roof U Merion	103,000	0	0	0	0	103,000
15/6169	0720-Improvements	FP15900992302	Upgrade HVAC Equip U Merion (A6)	0	206,000	0	0	0	206,000
15/7110	0720-Improvements	FP15714073512	Heating/AC Improvements	0	0	0	0	0	0
15/7110	0720-Improvements	FP15714078821	Remodel Men's Restroom	0	0	0	0	0	0

AQUA PENNSYLVANIA, INC. - WATER
DRAFT CAPITAL BUDGET - 2012 THRU 2016

DEPT	PROJECT GROUP	FP #	FP DESCRIPTION	2012	2013	2014	2015	2016	TOTAL
15/17130	0720-Improvements	FP15714092499	Repair off Site Access Rds RC (P)	51,500	51,500	51,500	51,500	51,500	257,500
15/17140	0720-Improvements	FP15714014303	Structural Improvements - RC	36,050	36,050	36,050	36,050	36,050	180,250
15/17140	0720-Improvements	FP15714021957	Replace Rubber Roof -Office/Garage	0	0	0	0	0	0
15/17140	0720-Improvements	FP15714093421	Repl Lighting Basement & Garage	0	0	0	0	0	0
15/17240	0720-Improvements	FP15724010156	Structural Improvements-Susquehanna	5,000	5,000	5,000	5,000	5,000	25,000
15/17240	0720-Improvements	FP15724073495	Shelving for Storage	0	0	0	0	0	0
15/17340	0720-Improvements	FP15734010046	Structural Improvements- Waymart	10,300	51,500	51,500	51,500	51,500	216,300
15/17340	0720-Improvements	FP15734092310	Confined Space Imprv @ Wells	50,000	0	0	0	0	50,000
15/17340	0720-Improvements	FP15734092534	Confined Space Improvements	0	50,000	50,000	50,000	50,000	200,001
15/17410	0720-Improvements	FP15744090953	Improvements WH Office	0	0	0	0	0	0
15/17440	0720-Improvements	FP15744027537	Structural Improvements - Wh Haven	25,750	25,750	25,750	25,750	25,750	128,750
15/8110	0720-Improvements	FP15811074072	Const heated bay Hawley Warehouse	0	0	0	0	0	0
15/8500	0720-Improvements	FP15850057406	Impr Access Roads to Wells & Tanks	15,000	15,000	15,000	15,000	15,000	74,999
15/8500	0720-Improvements	FP15850076873	Repair Honesdale garage roof	0	0	0	0	0	0
	0720-Improvements Total			2,667,304	2,041,963	2,060,128	1,434,838	811,997	9,016,230
15/7855	0799-Other Building Maint Work	FP157854092975	EMLENTON BLUE BLD	0	0	0	0	0	0
15/7858	0799-Other Building Maint Work	FP15784002902	LAKESIDE Driveway and Landscaping	0	0	0	0	0	0
	0799-Other Building Maint Work Total			0	0	0	0	0	0
15/1240	0805-New Vehicles	FP15714090390	Replace Vehicle #RC17 (pickup)	22,660	0	0	0	0	22,660
15/1240	0805-New Vehicles	FP15724090378	Replace Vehicle #SU14 (pickup)	32,960	0	0	0	0	32,960
15/1240	0805-New Vehicles	FP15724090383	Replace Vehicle #SU12 (pickup)	21,630	0	0	0	0	21,630
15/1240	0805-New Vehicles	FP15744090389	Replace Vehicle #WH24 (pickup)	19,570	0	0	0	0	19,570
15/1240	0805-New Vehicles	FP15784090393	Repl Vehicle #SVT30 (utility large)	103,000	0	0	0	0	103,000
15/1240	0805-New Vehicles	FP15900104195	Replace Utility #226	0	0	0	0	0	0
15/1240	0805-New Vehicles	FP15900104198	Replace Utility #318	0	0	78,280	0	0	78,280
15/1240	0805-New Vehicles	FP15900104332	Replace Water Wagon #561	0	0	87,550	0	0	87,550
15/1240	0805-New Vehicles	FP15900104759	Future New Vehicle Needs	0	1,954,800	2,342,500	2,700,000	2,900,000	9,897,300
15/1240	0805-New Vehicles	FP15900110517	Replace Dump Truck #SVT-43	0	0	108,768	0	0	108,768
15/1240	0805-New Vehicles	FP15900110522	Replace Compressor Truck # 786	0	0	0	0	0	0
15/1240	0805-New Vehicles	FP15900110523	Replace Dump Truck #504	0	154,500	0	0	0	154,500
15/1240	0805-New Vehicles	FP15900110525	Replace Dump Truck #505	0	154,500	0	0	0	154,500
15/1240	0805-New Vehicles	FP15900110529	Replace Meter Shop Crane #508	154,500	0	0	0	0	154,500
15/1240	0805-New Vehicles	FP15900110532	Replace Dump Truck #515	154,500	0	0	0	0	154,500
15/1240	0805-New Vehicles	FP15900110533	Replace Stake Body #516	0	93,730	0	0	0	93,730
15/1240	0805-New Vehicles	FP15900110541	Replace Dump Truck #556	98,880	0	0	0	0	98,880
15/1240	0805-New Vehicles	FP15900114516	Replace Meter Shop Crane #547	0	127,720	0	0	0	127,720
15/1240	0805-New Vehicles	FP15900121685	Replace Van #288	0	0	66,950	0	0	66,950
15/1240	0805-New Vehicles	FP15900155888	Replace Pickup SU2	0	0	0	0	0	0
15/1240	0805-New Vehicles	FP15900155891	Replace Pickup #SU13	0	0	0	0	0	0
15/1240	0805-New Vehicles	FP15900155894	Replace Utility #SU11	0	0	0	0	0	0
15/1240	0805-New Vehicles	FP15900155898	Replace Pickup #RC12	0	0	0	0	0	0
15/1240	0805-New Vehicles	FP15900155899	Replace Utility #RC114	0	0	0	0	0	0
15/1240	0805-New Vehicles	FP15900155900	Replace Pickup #SVT46	0	0	0	0	0	0
15/1240	0805-New Vehicles	FP15900155901	Replace Pickup #WH18	0	0	0	0	0	0
15/1240	0805-New Vehicles	FP15900155903	Replace Pickup #WH19	0	0	0	0	0	0
15/1240	0805-New Vehicles	FP15900155904	Replace Pickup #WH20	0	0	0	0	0	0
15/1240	0805-New Vehicles	FP15900155906	Replace Car #47	0	0	0	0	0	0

AQUA PENNSYLVANIA, INC. - WATER
DRAFT CAPITAL BUDGET - 2012 THRU 2016

DEPT	PROJECT GROUP	FP #	FP DESCRIPTION	2012	2013	2014	2015	2016	TOTAL
15/1240	0805-New Vehicles	FP15900155908	Replace Car #98	0	0	0	0	0	0
15/1240	0805-New Vehicles	FP15900155910	Replace Van #322	0	0	0	0	0	0
15/1240	0805-New Vehicles	FP15900155911	Replace Van #SVT29	0	0	0	0	0	0
15/1240	0805-New Vehicles	FP15900155912	Replace Pickup #SVT18	0	0	0	0	0	0
15/1240	0805-New Vehicles	FP15900155914	Replace Pipe Truck #507	0	0	0	0	0	0
15/1240	0805-New Vehicles	FP15900155915	Replace Pickup #124	0	0	0	0	0	0
15/1240	0805-New Vehicles	FP15900155917	Replace Car #SVC31	0	0	0	0	0	0
15/1240	0805-New Vehicles	FP15900155918	Replace Car #RC20	0	0	0	0	0	0
15/1240	0805-New Vehicles	FP15900155919	Replace Car #37	0	0	0	0	0	0
15/1240	0805-New Vehicles	FP15900155920	Replace Car #69	0	0	0	0	0	0
15/1240	0805-New Vehicles	FP15900155921	Replace Van #221	0	0	0	0	0	0
15/1240	0805-New Vehicles	FP15900155922	Replace Van #307	0	0	0	0	0	0
15/1240	0805-New Vehicles	FP15900155924	Replace Compressor Truck #524	0	0	0	0	0	0
15/1240	0805-New Vehicles	FP15900155925	Replace Gang Truck #555	0	0	0	0	0	0
15/1240	0805-New Vehicles	FP15900155926	Replace Sport Utility #109	0	0	0	0	0	0
15/1240	0805-New Vehicles	FP15900155927	Replace Car #30	0	0	0	0	0	0
15/1240	0805-New Vehicles	FP15900155929	Replace Sport Utility #77	0	0	0	0	0	0
15/1240	0805-New Vehicles	FP15900155930	Replace Van #212	0	0	0	0	0	0
15/1240	0805-New Vehicles	FP15900155936	Replace Compressor Truck #554	0	0	0	0	0	0
15/1240	0805-New Vehicles	FP15900155940	Replace Pickup #275	0	0	0	0	0	0
15/1240	0805-New Vehicles	FP15900155945	Replace Pickup #WH30	0	0	0	0	0	0
15/1240	0805-New Vehicles	FP15900155946	Replace Mini Van #104	0	0	0	0	0	0
15/1240	0805-New Vehicles	FP15900155948	Replace Pickup #PW8	0	0	0	0	0	0
15/1240	0805-New Vehicles	FP15900155949	Replace Pickup #PW9	0	0	0	0	0	0
15/1240	0805-New Vehicles	FP15900155950	Replace Car #80	0	0	0	0	0	0
15/1240	0805-New Vehicles	FP15900155951	Replace Car #183	0	0	0	0	0	0
15/1240	0805-New Vehicles	FP15900155952	Replace Pickup #299	0	0	0	0	0	0
15/1240	0805-New Vehicles	FP15900155955	Replace Pickup #140	0	0	0	0	0	0
15/1240	0805-New Vehicles	FP15900155956	Replace Pickup #RC14	0	0	0	0	0	0
15/1240	0805-New Vehicles	FP15900155957	Replace Dump Truck #RC4	0	0	0	0	0	0
15/1240	0805-New Vehicles	FP15900176614	Replace Vehicle #175	0	0	0	0	0	0
15/1240	0805-New Vehicles	FP15900181916	Replace Vehicle #PW42	0	0	0	0	0	0
15/1240	0805-New Vehicles	FP15900182375	Replace Rear Body #703	0	0	0	0	0	0
15/1240	0805-New Vehicles	FP15900190275	Replace Vehicle #050 (car)	24,720	0	0	0	0	24,720
15/1240	0805-New Vehicles	FP15900190298	Replace Vehicle #044 (sport utility)	29,355	0	0	0	0	29,355
15/1240	0805-New Vehicles	FP15900190300	Replace Vehicle #184 (sport utility)	29,355	0	0	0	0	29,355
15/1240	0805-New Vehicles	FP15900190303	Replace Vehicle #119 (sport utility)	29,355	0	0	0	0	29,355
15/1240	0805-New Vehicles	FP15900190373	Replace Vehicle #154 (sport utility)	29,355	0	0	0	0	29,355
15/1240	0805-New Vehicles	FP15900190376	Replace Vehicle #171 (minivan)	29,355	0	0	0	0	29,355
15/1240	0805-New Vehicles	FP15900190385	Replace Vehicle #200 (pickup)	32,960	0	0	0	0	32,960
15/1240	0805-New Vehicles	FP15900190388	Replace Vehicle #100 (pickup)	32,960	0	0	0	0	32,960
15/1240	0805-New Vehicles	FP15900190391	Replace Vehicle #750 (pipe truck)	257,500	0	0	0	0	257,500
15/1240	0805-New Vehicles	FP15900190415	Replace Vehicle #566 (dump truck)	103,000	0	0	0	0	103,000
15/1240	0805-New Vehicles	FP15900190416	Replace Vehicle #587 (tank truck)	93,730	0	0	0	0	93,730
15/1240	0805-New Vehicles	FP15900190433	Repl Vehicle #583 (utility)	36,050	0	0	0	0	36,050
15/1240	0805-New Vehicles	FP15900190436	Repl Vehicle #314 (vans)	29,870	0	0	0	0	29,870
15/1240	0805-New Vehicles	FP15900190453	Repl Vehicle #213 (vans)	29,870	0	0	0	0	29,870
15/1240	0805-New Vehicles	FP15900199514	Replace Veh #23	0	0	0	0	0	0
15/1240	0805-New Vehicles	FP15900390297	Replace Vehicle #097 (car)	24,720	0	0	0	0	24,720

AQUA PENNSYLVANIA, INC. - WATER
DRAFT CAPITAL BUDGET - 2012 THRU 2016

DEPT	PROJECT GROUP	FP #	FP DESCRIPTION	2012	2013	2014	2015	2016	TOTAL
15/1240	0805-New Vehicles	FP15900390374	Replace Vehicle #042 (sport utility)	29,355	0	0	0	0	29,355
15/1240	0805-New Vehicles	FP15900390387	Replace Vehicle #129 (pickup)	32,960	0	0	0	0	32,960
15/1240	0805-New Vehicles	FP15900390392	Repl Vehicle #568 (utility cutaway)	41,200	0	0	0	0	41,200
15/1240	0805-New Vehicles	FP15900390395	Repl Vehicle #558 (dump truck)	103,000	0	0	0	0	103,000
15/1240	0805-New Vehicles	FP15900390396	Repl Vehicle #573 (dump truck)	103,000	0	0	0	0	103,000
15/1240	0805-New Vehicles	FP15900390417	Repl Vehicle #503 (utility)	36,050	0	0	0	0	36,050
15/1240	0805-New Vehicles	FP15900390418	Repl Vehicle #289 (utility)	36,050	0	0	0	0	36,050
15/1240	0805-New Vehicles	FP15900390434	Repl Vehicle #208 (vans)	29,870	0	0	0	0	29,870
15/1240	0805-New Vehicles	FP15900390435	Repl Vehicle #302 (vans)	29,870	0	0	0	0	29,870
15/1240	0805-New Vehicles	FP15900390437	Repl Vehicle #229 (vans)	29,870	0	0	0	0	29,870
15/1240	0805-New Vehicles	FP15900490256	Replace Vehicle #116 (car)	29,355	0	0	0	0	29,355
15/1240	0805-New Vehicles	FP15900490296	Replace Vehicle #046 (car)	29,355	0	0	0	0	29,355
15/1240	0805-New Vehicles	FP15900490381	Replace Vehicle #309 (pickup)	32,960	0	0	0	0	32,960
15/1240	0805-New Vehicles	FP15900490394	Repl Vehicle #576 (dump truck)	103,000	0	0	0	0	103,000
15/1240	0805-New Vehicles	FP15900490413	Repl Vehicle #575 (Comp truck)	103,000	0	0	0	0	103,000
15/1240	0805-New Vehicles	FP15900490414	Repl Vehicle #594 (Comp truck)	103,000	0	0	0	0	103,000
15/1240	0805-New Vehicles	FP15900492015	Replace Comp Tk # 594	0	0	0	0	0	0
15/1240	0805-New Vehicles	FP15900590293	Replace Vehicle #710 (car)	29,355	0	0	0	0	29,355
15/1240	0805-New Vehicles	FP15900590294	Replace Vehicle #021 (car)	32,960	0	0	0	0	32,960
15/1240	0805-New Vehicles	FP15900590301	Replace Vehicle #095 (sport utility)	29,355	0	0	0	0	29,355
15/1240	0805-New Vehicles	FP15900990302	Replace Vehicle #074 (sport utility)	29,355	0	0	0	0	29,355
15/1240	0805-New Vehicles	FP15900990377	Replace Vehicle #241 (pickup)	32,960	0	0	0	0	32,960
15/1613	0805-New Vehicles	FP15900992014	Replace Gator/Kabuto Pick W	20,000	0	0	0	0	20,000
	0805-New Vehicles Total			2,465,735	2,485,250	2,684,048	2,700,000	2,900,000	13,235,033
15/1240	0810-Mechanical Equipment	FP15714090237	Replace Backhoe #RC311	72,100	0	0	0	0	72,100
15/1240	0810-Mechanical Equipment	FP15714090507	Replace Tow Compressor #RC819	14,420	0	0	0	0	14,420
15/1240	0810-Mechanical Equipment	FP15724090255	Replace Backhoe #SU8	92,700	0	0	0	0	92,700
15/1240	0810-Mechanical Equipment	FP15784090508	Replace Trailer #SV804	16,480	0	0	0	0	16,480
15/1240	0810-Mechanical Equipment	FP15850090239	Replace Backhoe #PW44	92,700	0	0	0	0	92,700
15/1240	0810-Mechanical Equipment	FP15850090506	Replace Trailer #PW30	7,210	0	0	0	0	7,210
15/1240	0810-Mechanical Equipment	FP15900104760	Future Mechanical Equipment Needs	0	677,250	0	750,000	835,000	2,262,250
15/1240	0810-Mechanical Equipment	FP15900104765	Replace Backhoe Trailer	0	0	0	0	0	0
15/1240	0810-Mechanical Equipment	FP15900110545	Replace Backhoe #PW14	20,600	0	0	0	0	20,600
15/1240	0810-Mechanical Equipment	FP15900110546	Replace Trailer	0	12,154	0	0	0	12,154
15/1240	0810-Mechanical Equipment	FP15900114570	Replace Tow Compressor #896	0	0	39,140	0	0	39,140
15/1240	0810-Mechanical Equipment	FP15900121686	Replace Tractor #538	0	0	12,875	0	0	12,875
15/1240	0810-Mechanical Equipment	FP15900121687	Replace Trailer #681	0	0	12,875	0	0	12,875
15/1240	0810-Mechanical Equipment	FP15900121688	Replace Trailer #801	0	0	12,875	0	0	12,875
15/1240	0810-Mechanical Equipment	FP15900121689	Replace Trailer #803	0	0	12,875	0	0	12,875
15/1240	0810-Mechanical Equipment	FP15900121690	Replace Trailer #804	0	0	12,875	0	0	12,875
15/1240	0810-Mechanical Equipment	FP15900121691	Replace Tank Trailer #805	0	0	12,875	0	0	12,875
15/1240	0810-Mechanical Equipment	FP15900121694	Replace Jetter Trailer #816	0	0	12,875	0	0	12,875
15/1240	0810-Mechanical Equipment	FP15900121695	Replace Tank Trailer #830	0	0	91,670	0	0	91,670
15/1240	0810-Mechanical Equipment	FP15900121697	Replace Trailer #831	0	0	12,875	0	0	12,875
15/1240	0810-Mechanical Equipment	FP15900121698	Replace Trailer #832	0	0	12,875	0	0	12,875
15/1240	0810-Mechanical Equipment	FP15900121699	Replace Forklift #849	0	0	54,590	0	0	54,590
15/1240	0810-Mechanical Equipment	FP15900121701	Replace Tow Compressor #899	0	0	15,450	0	0	15,450
15/1240	0810-Mechanical Equipment	FP15900121702	Replace Trailer #PW31	0	0	12,875	0	0	12,875

AQUA PENNSYLVANIA, INC. - WATER
DRAFT CAPITAL BUDGET - 2012 THRU 2016

DEPT	PROJECT GROUP	FP #	FP DESCRIPTION	2012	2013	2014	2015	2016	TOTAL
15/1240	0810-Mechanical Equipment	FP15900121703	Replace Air Compressor #RC819	0	0	12,875	0	0	12,875
15/1240	0810-Mechanical Equipment	FP15900121704	Replace Backhoe #SV804	0	0	95,790	0	0	95,790
15/1240	0810-Mechanical Equipment	FP15900121705	Replace Safety Trailer #SVTR3	0	0	12,875	0	0	12,875
15/1240	0810-Mechanical Equipment	FP15900121706	Replace Utility Trailer #SVTR5	0	0	12,875	0	0	12,875
15/1240	0810-Mechanical Equipment	FP15900121707	Replace Sewer Jet #WH22	0	0	82,950	0	0	82,950
15/1240	0810-Mechanical Equipment	FP15900155895	Replace Backhoe #SU8	0	0	0	0	0	0
15/1240	0810-Mechanical Equipment	FP15900155897	Replace Utility #244	0	0	0	0	0	0
15/1240	0810-Mechanical Equipment	FP15900155905	Replace Backhoe #WH10	0	0	0	0	0	0
15/1240	0810-Mechanical Equipment	FP15900155913	Replace Backhoe #SVBH4	0	0	0	0	0	0
15/1240	0810-Mechanical Equipment	FP15900155958	Replace Backhoe #RC410	0	0	0	0	0	0
15/1240	0810-Mechanical Equipment	FP15900156206	Replace Gator #893	20,600	0	0	0	0	20,600
15/1240	0810-Mechanical Equipment	FP15900156207	Purchase Kubota with Plow- Ingrams	20,600	0	0	0	0	20,600
15/1240	0810-Mechanical Equipment	FP15900181917	Repair Lift in Bay 5	0	0	0	0	0	0
15/1240	0810-Mechanical Equipment	FP15900190498	Replace Trailer #811	7,210	0	0	0	0	7,210
15/1240	0810-Mechanical Equipment	FP15900190502	Replace Arrowboard #863	6,386	0	0	0	0	6,386
15/1240	0810-Mechanical Equipment	FP15900190503	Replace Arrowboard #864	6,386	0	0	0	0	6,386
15/1240	0810-Mechanical Equipment	FP15900191934	Replace Backhoe #564	0	0	0	0	0	0
15/1240	0810-Mechanical Equipment	FP15900191979	Replace Backhoe #548	0	0	0	0	0	0
15/1240	0810-Mechanical Equipment	FP15900198074	Upgrade Springfield Fuel Pumps	0	0	0	0	0	0
15/1240	0810-Mechanical Equipment	FP15900390497	Replace Trailer #810	7,210	0	0	0	0	7,210
15/1240	0810-Mechanical Equipment	FP15900390500	Replace Trailer #828	7,210	0	0	0	0	7,210
15/1240	0810-Mechanical Equipment	FP15900390501	Replace Trailer #836	16,480	0	0	0	0	16,480
15/1240	0810-Mechanical Equipment	FP15900390504	Replace Forklift #878	39,140	0	0	0	0	39,140
15/1240	0810-Mechanical Equipment	FP15900482373	Upgrade GV Fuel Pumps	0	0	0	0	0	0
15/1240	0810-Mechanical Equipment	FP15900490254	Replace Backhoe #579	92,700	0	0	0	0	92,700
15/1240	0810-Mechanical Equipment	FP15900490499	Replace Trailer #825	16,480	0	0	0	0	16,480
15/1240	0810-Mechanical Equipment	FP15900990454	Replace Gator #800	15,450	0	0	0	0	15,450
15/1240	0810-Mechanical Equipment	FP15900990455	Replace Trailer #804	7,210	0	0	0	0	7,210
15/1240	0810-Mechanical Equipment	FP15900990456	Replace Trailer #806	7,210	0	0	0	0	7,210
15/1240	0810-Mechanical Equipment	FP15900990457	Replace Trailer #807	7,210	0	0	0	0	7,210
15/1240	0810-Mechanical Equipment	FP15900990494	Replace Trailer #813	7,210	0	0	0	0	7,210
	0810-Mechanical Equipment Total			600,902	689,404	612,885	750,000	835,000	3,488,191
15/1240	0900-Information System Exp	FP15900176893	Upgrade Fleet Software	0	0	0	0	0	0
15/1240	0900-Information System Exp	FP15900176894	Purchase GPS Units	0	0	0	0	0	0
15/1240	0900-Information System Exp	FP15900190234	Upgrade Fleet Software	36,050	20,600	40,170	10,300	26,780	133,900
15/1240	0900-Information System Exp	FP15900190236	Purchase GPS Units	17,510	0	0	0	0	17,510
15/1240	0900-Information System Exp	FP15900588914	Inventory Automation Project	0	0	0	0	0	0
15/1420	0900-Information System Exp	FP15900503355	Aqua Spread - FIS	1,581,359	1,400,079	1,400,079	1,400,079	1,400,079	7,181,675
15/1420	0900-Information System Exp	FP15900503393	Aqua Spread - CIS	1,069,397	1,905,500	1,905,500	1,905,500	1,905,500	8,691,397
15/1420	0900-Information System Exp	FP15900503428	Aqua Spread - IS	1,382,322	956,685	956,685	956,685	956,685	5,209,060
15/1420	0900-Information System Exp	FP15900506693	GIS/AM/FM-SOFT COSTS	581,437	603,045	603,045	603,045	603,045	2,993,619
15/1420	0900-Information System Exp	FP15900511603	GIS/AM/FM-HARD COSTS	529,436	511,631	511,631	511,631	511,631	2,575,960
15/1420	0900-Information System Exp	FP15900511627	Database Migrations	52,500	52,500	52,500	52,500	0	210,000
15/1420	0900-Information System Exp	FP15900511634	Desktop PC Replacement Program	157,590	72,100	87,550	87,550	87,550	492,340
15/1420	0900-Information System Exp	FP15900511635	Laptop PC Replacement Program	55,620	61,800	61,800	61,800	61,800	302,820
15/1420	0900-Information System Exp	FP15900511638	Printers - New & Replacement	41,200	41,200	41,200	41,200	41,200	206,000
15/1420	0900-Information System Exp	FP15900511642	Network Infrastructure Enhancements	51,500	51,500	51,500	51,500	51,500	257,500
15/1420	0900-Information System Exp	FP15900514551	FIS HR Assessment	0	0	0	0	0	0

AQUA PENNSYLVANIA, INC. - WATER
DRAFT CAPITAL BUDGET - 2012 THRU 2016

DEPT	PROJECT GROUP	FP #	FP DESCRIPTION	2012	2013	2014	2015	2016	TOTAL
15/1420	0900-Information System Exp	FP15900514856	Misc Network Hardware	21,000	21,000	21,000	21,000	0	84,000
15/1420	0900-Information System Exp	FP15900515337	Replace Network Server-Bryn Mawr	51,500	51,500	51,500	51,500	51,500	257,500
15/1420	0900-Information System Exp	FP15900517145	ACO - Data Comm	3,108	3,108	0	0	0	6,216
15/1420	0900-Information System Exp	FP15900517159	ACO - PCs	6,695	46,075	0	0	0	52,770
15/1420	0900-Information System Exp	FP15900517171	ACO - Printers	2,140	4,178	0	0	0	6,318
15/1420	0900-Information System Exp	FP15900517202	ACO - Networking	0	0	0	0	0	0
15/1420	0900-Information System Exp	FP15900518237	Banner 4.2 Planning	0	0	0	0	0	0
15/1420	0900-Information System Exp	FP15900518358	InfoStream Enhancements	36,874	17,407	17,407	34,814	17,407	123,909
15/1420	0900-Information System Exp	FP15900518470	Microsoft EA Software	209,090	188,387	188,387	188,387	188,387	962,638
15/1420	0900-Information System Exp	FP15900518775	FOP Field Operations Support	0	0	0	0	0	0
15/1420	0900-Information System Exp	FP15900519177	IT Network Management Tools	0	0	0	0	0	0
15/1420	0900-Information System Exp	FP15900521258	Hardware-Software needs	52,500	52,500	52,500	52,500	0	210,000
15/1420	0900-Information System Exp	FP15900521268	LAB - LIMS Upgrade	10,500	10,500	10,500	0	0	31,500
15/1420	0900-Information System Exp	FP15900522872	FIS PowerPlant V10 Upgrade - Soft	0	0	0	0	0	0
15/1420	0900-Information System Exp	FP15900523482	IT User Provisioning	0	0	0	0	0	0
15/1420	0900-Information System Exp	FP15900525447	Acquisitions-Programming	141,831	166,551	166,551	166,551	166,551	808,035
15/1420	0900-Information System Exp	FP15900525595	FOP Mobile Dispatch System Study	0	0	0	0	0	0
15/1420	0900-Information System Exp	FP15900525666	FOP Meter Operations & S/L Reports	0	0	0	0	0	0
15/1420	0900-Information System Exp	FP15900525738	FOP Backflow Software Rollout	0	0	0	0	0	0
15/1420	0900-Information System Exp	FP15900525801	Banner 4.2 Hardware	0	0	0	0	0	0
15/1420	0900-Information System Exp	FP15900525881	FIS Lawson 9 Security	0	0	0	0	0	0
15/1420	0900-Information System Exp	FP15900526106	FIS Process Flow Integrator	0	0	0	0	0	0
15/1420	0900-Information System Exp	FP15900526311	IT Data Backup and Duplication	0	0	0	0	0	0
15/1420	0900-Information System Exp	FP15900526333	IT Enterprise Storage	0	0	0	0	0	0
15/1420	0900-Information System Exp	FP15900526599	FIS Power Tax	0	0	0	0	0	0
15/1420	0900-Information System Exp	FP15900526677	FIS Oracle 11G	0	0	0	0	0	0
15/1420	0900-Information System Exp	FP15900526857	FIS Separate PowerPlant from Lawson	0	0	0	0	0	0
15/1420	0900-Information System Exp	FP15900526948	IT Service Management Project	0	0	0	0	0	0
15/1420	0900-Information System Exp	FP15900526950	SEC - RSA Tokens	0	0	0	0	0	0
15/1420	0900-Information System Exp	FP15900526985	IT Enterprise Architecture	0	0	0	0	0	0
15/1420	0900-Information System Exp	FP15900527085	Tele - Unified Communications	0	0	0	0	0	0
15/1420	0900-Information System Exp	FP15900531843	Unidentified IS Projects-Future Yrs	0	0	0	0	0	0
15/1420	0900-Information System Exp	FP15900557318	aquaamerica.com update	55,826	679,300	906,200	906,200	906,200	3,397,900
15/1420	0900-Information System Exp	FP15900557735	CIO Projects	0	118,755	118,755	118,755	0	356,265
15/1420	0900-Information System Exp	FP15900570084	IT E Discovery & Records Retention	0	0	0	0	0	0
15/1420	0900-Information System Exp	FP15900570163	SEC - Penetration Tests	0	0	0	0	0	0
15/1420	0900-Information System Exp	FP15900570232	SEC - Security Awareness Training	0	0	0	0	0	0
15/1420	0900-Information System Exp	FP15900570321	FOP Maintenance SO System to SL	0	0	0	0	0	0
15/1420	0900-Information System Exp	FP15900570387	FOP Service Link Mods - 2011	0	0	0	0	0	0
15/1420	0900-Information System Exp	FP15900570448	FOP Work Management	0	0	0	0	0	0
15/1420	0900-Information System Exp	FP15900570584	Tele - IVR upgrades - 2011	0	0	0	0	0	0
15/1420	0900-Information System Exp	FP15900570653	Tele - Support - 2011	0	0	0	0	0	0
15/1420	0900-Information System Exp	FP15900570743	SEC - Vulnerability log management	0	0	0	0	0	0
15/1420	0900-Information System Exp	FP15900570826	IT Data Center Architecture	0	0	0	0	0	0
15/1420	0900-Information System Exp	FP15900571046	Banner 3.1 Contingency Support	0	0	0	0	0	0
15/1420	0900-Information System Exp	FP15900571263	FIS PowerPlant Enhancements - 2011	0	0	0	0	0	0
15/1420	0900-Information System Exp	FP15900571342	FIS Systems Enhancements - 2011	0	0	0	0	0	0
15/1420	0900-Information System Exp	FP15900571508	FIS Tax Provision Software	0	0	0	0	0	0
15/1420	0900-Information System Exp	FP15900571612	FIS Absence Management	0	0	0	0	0	0

AQUA PENNSYLVANIA, INC. - WATER
DRAFT CAPITAL BUDGET - 2012 THRU 2016

DEPT	PROJECT GROUP	FP #	FP DESCRIPTION	2012	2013	2014	2015	2016	TOTAL
15/1420	0900-Information System Exp	FP15900571634	FIS P-Card Self Service	0	0	0	0	0	0
15/1420	0900-Information System Exp	FP15900571742	FIS AP Process Automation	0	0	0	0	0	0
15/1420	0900-Information System Exp	FP15900571815	FIS Dodd-Frank Reporting	0	0	0	0	0	0
15/1420	0900-Information System Exp	FP15900571881	FIS Employee Self Service	0	0	0	0	0	0
15/1420	0900-Information System Exp	FP15900571997	FIS Environment Service Pack	0	0	0	0	0	0
15/1420	0900-Information System Exp	FP15900572046	FIS IFRS Assessment	0	0	0	0	0	0
15/1420	0900-Information System Exp	FP15900572094	FIS Maintenance Service Pack	0	0	0	0	0	0
15/1420	0900-Information System Exp	FP15900572112	FIS Procurement Reports	0	0	0	0	0	0
15/1420	0900-Information System Exp	FP15900572215	FIS Smart Office/Enterprise Search	0	0	0	0	0	0
15/1420	0900-Information System Exp	FP15900572238	FIS Payroll / HR Projects	0	0	0	0	0	0
15/1420	0900-Information System Exp	FP15900572276	FIS Testing Automation	0	0	0	0	0	0
15/1420	0900-Information System Exp	FP15900572365	FIS Lawson Monitoring Tool	0	0	0	0	0	0
15/1420	0900-Information System Exp	FP15900577615	IT COE - 2011	0	0	0	0	0	0
15/1920	0900-Information System Exp	FP15900514535	Laptop PCs for HR	0	3,090	3,090	3,090	3,090	12,360
15/2630	0900-Information System Exp	FP15900521267	MAC Systems for Comm Dept	1,575	1,575	1,575	1,575	0	6,300
15/3031	0900-Information System Exp	FP15900514520	LAB - UPS Replacements	1,050	1,050	1,050	1,050	0	4,200
15/3031	0900-Information System Exp	FP15900514526	LAB - Printers	1,050	1,050	1,050	1,050	0	4,200
15/3031	0900-Information System Exp	FP15900514531	LAB - PC Replacements	0	2,100	2,100	2,100	0	4,200
15/3520	0900-Information System Exp	FP15900555149	Generic Upg Software Sec System Pa	110,302	115,817	121,608	127,688	140,080	615,494
15/3520	0900-Information System Exp	FP15900577973	upgrade Sec Software 2011	0	0	0	0	0	0
15/4420	0900-Information System Exp	FP15900392089	Purchase Laptop Computers	15,450	0	0	0	0	15,450
15/4720	0900-Information System Exp	FP15900486214	Purchase Laptops GV	0	0	0	0	0	0
15/5120	0900-Information System Exp	FP15900193734	Upgrade RF Installation Software	0	0	0	0	0	0
15/5140	0900-Information System Exp	FP15784094874	Replace Mobile Collector-SV	0	0	0	0	0	0
15/5140	0900-Information System Exp	FP15900121732	Replace RF Mobile Computers	0	0	0	0	0	0
15/5140	0900-Information System Exp	FP15900121733	Service Link Repl Equipment -PA	0	0	0	0	0	0
15/5140	0900-Information System Exp	FP15900125196	Replace Mobile Collectors	0	0	0	0	0	0
15/5140	0900-Information System Exp	FP15900191393	Service Link Repl Equipment -PA	51,500	51,500	51,500	51,500	61,500	267,500
15/5140	0900-Information System Exp	FP15900191436	Replace RF Mobile Computers	56,650	56,650	56,650	56,650	56,650	283,250
15/5140	0900-Information System Exp	FP15900196955	Meter Age Reporting	0	0	0	0	0	0
15/7140	0900-Information System Exp	FP15714014780	Desktop PCs	7,210	0	7,210	0	7,210	21,630
15/7140	0900-Information System Exp	FP15714058791	PA-Purchase 24" Monitors (3)	0	0	0	0	0	0
15/7240	0900-Information System Exp	FP15724058792	PA-Purchase 24" Monitor - Silvanic	0	0	0	0	0	0
15/7340	0900-Information System Exp	FP15734021997	Desktop PCs	1,030	0	0	0	1,030	2,060
15/7440	0900-Information System Exp	FP15744058790	PA-Purchase 3 New 24" Monitors	0	0	0	0	0	0
15/7440	0900-Information System Exp	FP15744089093	Network Infrastructure Enhancements	9,270	0	0	0	0	9,270
15/7440	0900-Information System Exp	FP15744090179	Replace "GO" Books	30,900	0	0	0	0	30,900
15/7840	0900-Information System Exp	FP15784014737	Laptop PCs	3,090	0	0	3,090	0	6,180
15/7840	0900-Information System Exp	FP15784022001	Desktop PCs	3,090	3,090	3,090	3,090	3,090	15,450
15/8110	0900-Information System Exp	FP15811056888	Desktop PCs	0	0	0	0	0	0
15/8500	0900-Information System Exp	FP15850058807	PA-Purchase 24" Monitors (3)	0	0	0	0	0	0
0900-Information System Exp Total				6,439,153	7,271,823	7,491,282	7,472,379	7,248,465	35,923,102
15/1240	0901-Working Tools	FP15900104771	Replace Shop Tools (future)	0	89,610	93,730	98,365	102,794	384,499
15/1240	0901-Working Tools	FP15900159347	Replace Fleet Shop Tools (2011)	0	0	0	0	0	0
15/1240	0901-Working Tools	FP15900190233	Replace Fleet Shop Tools (2012)	86,005	0	0	0	0	86,005
15/1250	0901-Working Tools	FP15900190939	Replace Mower Springfield	10,300	0	10,300	10,300	0	30,900
15/1250	0901-Working Tools	FP15900390941	Replace Trailer Iron Works	10,300	0	10,300	10,300	0	30,900
15/1250	0901-Working Tools	FP15900390942	Replace Mower Green Lane	10,300	0	10,300	10,300	0	30,900

AQUA PENNSYLVANIA, INC. - WATER
DRAFT CAPITAL BUDGET - 2012 THRU 2016

DEPT	PROJECT GROUP	FP #	FP DESCRIPTION	2012	2013	2014	2015	2016	TOTAL
15/4130	0901-Working Tools	FP15900155507	Replace Reed Cutters	0	0	0	0	0	0
15/4130	0901-Working Tools	FP15900155509	Replace 1k Watt Generators	0	0	0	0	0	0
15/4130	0901-Working Tools	FP15900155510	Replace 2" & 3" Diaphragm Pumps	0	0	0	0	0	0
15/4130	0901-Working Tools	FP15900155511	Replace Gas Saws	0	0	0	0	0	0
15/4130	0901-Working Tools	FP15900155512	Replace Wand Locators	0	0	0	0	0	0
15/4130	0901-Working Tools	FP15900155513	Replace Metro Tech 801	0	0	0	0	0	0
15/4130	0901-Working Tools	FP15900155514	Replace 3" Gophers	0	0	0	0	0	0
15/4130	0901-Working Tools	FP15900155515	Replace H-604 Motors	0	0	0	0	0	0
15/4130	0901-Working Tools	FP15900155516	Replace Shell Cutters	0	0	0	0	0	0
15/4130	0901-Working Tools	FP15900155517	Replace De-Chlorination Equipment	0	0	0	0	0	0
15/4130	0901-Working Tools	FP15900155518	Replace 30 lb Rock Drills	0	0	0	0	0	0
15/4130	0901-Working Tools	FP15900155519	Replace 90 lb Breaker	0	0	0	0	0	0
15/4130	0901-Working Tools	FP15900155520	Replace Air Rammers	0	0	0	0	0	0
15/4130	0901-Working Tools	FP15900155521	Replace Backfill Tampers	0	0	0	0	0	0
15/4130	0901-Working Tools	FP15900155522	Replace Digital Cameras	0	0	0	0	0	0
15/4130	0901-Working Tools	FP15900155523	Repair Tap Machines & Wach Saws	0	0	0	0	0	0
15/4130	0901-Working Tools	FP15900155524	Purchase Road Plates	0	0	0	0	0	0
15/4130	0901-Working Tools	FP15900187554	Purchase Road Plates	0	20,600	0	20,600	0	41,200
15/4130	0901-Working Tools	FP15900187573	Replace Digital Cameras	2,060	2,060	2,060	2,060	2,060	10,300
15/4130	0901-Working Tools	FP15900187574	Replace 90 lb Breaker	5,150	5,150	5,150	5,150	5,150	25,750
15/4130	0901-Working Tools	FP15900187575	Replace Reed Cutters	6,180	6,180	6,180	6,180	6,180	30,900
15/4130	0901-Working Tools	FP15900187593	Replace 3" Gophers	8,755	8,755	8,755	8,755	8,755	43,775
15/4130	0901-Working Tools	FP15900187594	Replace 30 lb Rock Drills	8,755	8,755	8,755	8,755	8,755	43,775
15/4130	0901-Working Tools	FP15900187595	Replace Backfill Tampers	8,961	8,961	8,961	8,961	8,961	44,805
15/4130	0901-Working Tools	FP15900187597	Replace 1k Watt Generators	11,433	11,433	11,433	11,433	11,433	57,165
15/4130	0901-Working Tools	FP15900187613	Replace Wand Locators	12,360	12,360	12,360	12,360	12,360	61,800
15/4130	0901-Working Tools	FP15900187633	Replace Air Rammers	12,360	12,360	12,360	12,360	12,360	61,800
15/4130	0901-Working Tools	FP15900187693	Replace Gas Saws	12,875	12,875	12,875	12,875	12,875	64,375
15/4130	0901-Working Tools	FP15900187695	Replace De-Chlorination Equipment	13,390	13,390	13,390	13,390	13,390	66,950
15/4130	0901-Working Tools	FP15900187697	Replace 2" & 3" Diaphragm Pumps	14,420	14,420	14,420	14,420	14,420	72,100
15/4130	0901-Working Tools	FP15900187713	Replace H-604 Motors	15,450	15,450	15,450	15,450	15,450	77,250
15/4130	0901-Working Tools	FP15900187714	Replace Shell Cutters	15,450	15,450	15,450	15,450	15,450	77,250
15/4130	0901-Working Tools	FP15900187716	Replace Metro Tech 801	32,960	32,960	32,960	32,960	32,960	164,800
15/4130	0901-Working Tools	FP1590015260	Repair Tap Machines & Wach Saws	36,050	36,050	36,050	36,050	36,050	180,250
15/5140	0901-Working Tools	FP15900187733	Upgrade Meter Test Equipment	0	0	0	0	0	0
15/5140	0901-Working Tools	FP1590015261	Purchase Magnetic Locators	0	0	0	0	0	0
15/5140	0901-Working Tools	FP15900156561	Repl Generators/Pumps - Large Mtrs	0	0	0	0	0	0
15/5140	0901-Working Tools	FP15900191435	Repl Generators/Pumps - Large Mtrs	5,150	5,150	5,150	5,150	5,150	25,750
15/5140	0901-Working Tools	FP15900191437	Purchase Magnetic Locators	8,240	8,240	8,240	8,240	8,240	41,200
15/5140	0901-Working Tools	FP15900191438	Upgrade Meter Test Equipment	25,750	25,750	25,750	25,750	25,750	133,900
15/6190	0901-Working Tools	FP15900592354	Repl Tools for Instrument Techs (P)	6,000	0	6,300	0	0	18,800
15/7130	0901-Working Tools	FP15714079193	Replace Tools -RC Plant	0	0	0	0	0	0
15/7130	0901-Working Tools	FP15714092495	Repl Tools -RC Plant (P)	1,622	1,622	1,622	1,622	2,060	8,549
15/7140	0901-Working Tools	FP15714055627	Repl T&D Working Tools (2011)	0	0	0	0	0	0
15/7140	0901-Working Tools	FP15714088013	Repl T&D Working Tools (2012)	15,450	15,450	15,450	15,450	15,450	77,250
15/7240	0901-Working Tools	FP15724081515	Purchase set of forks for backhoe	0	0	0	0	0	0
15/7240	0901-Working Tools	FP15724082294	Purchase Tools & Equipment (2011)	0	0	0	0	0	0
15/7240	0901-Working Tools	FP15724088033	Purchase Tools & Equipment (2012)	9,785	9,785	9,785	9,785	9,785	48,925
15/7340	0901-Working Tools	FP15734021349	Purchase Working Tools (2011)	0	0	0	0	0	0

AQUA PENNSYLVANIA, INC. - WATER
DRAFT CAPITAL BUDGET - 2012 THRU 2016

DEPT	PROJECT GROUP	FP #	FP DESCRIPTION	2012	2013	2014	2015	2016	TOTAL
15/7340	0901-Working Tools	FP15734088055	Purchase Working Tools (2012)	10,300	10,300	10,300	10,300	10,300	51,500
15/7440	0901-Working Tools	FP15744021350	Purchase Working Tools (2010)	0	0	0	0	0	0
15/7440	0901-Working Tools	FP15744055707	Repl Working Tools (2011)	0	0	0	0	0	0
15/7440	0901-Working Tools	FP15744088073	Repl Working Tools (2012)	5,150	5,150	5,150	5,150	5,150	25,750
15/7815	0901-Working Tools	FP15784015152	S-Tools Customer Service Dept-SV	3,300	3,300	3,300	3,300	3,300	16,500
15/7830	0901-Working Tools	FP15784020993	P-Production Dept Tools - SV	0	0	0	0	0	0
15/7830	0901-Working Tools	FP15784021676	P-Manienville Sys Working Tools-SV	0	0	0	0	0	0
15/7830	0901-Working Tools	FP15784092816	P-Prod Dept Tools - SV (P)	9,000	9,000	9,000	9,000	9,000	45,000
15/7840	0901-Working Tools	FP15784020944	D-Distribution Dept Tools- SV(2011)	0	0	0	0	0	0
15/7840	0901-Working Tools	FP15784088133	D-Distribution Dept Tools-SV (2012)	32,720	32,720	32,720	32,720	32,720	163,600
15/7853	0901-Working Tools	FP15784076773	SERVICE LINK LAPTOPS E&M	0	0	0	0	0	0
15/8500	0901-Working Tools	FP158500079077	Purchase snow blower	0	0	0	0	0	0
	0901-Working Tools Total			465,981	453,286	474,006	492,941	457,958	2,344,173
15/1130	0902-Safety Tools	FP15714060454	Upgrade Safety Equipment -RC	0	0	0	0	0	0
15/1130	0902-Safety Tools	FP15714087416	Upgrade Safety Equipment -RC	206,000	206,000	206,000	206,000	206,000	1,030,000
15/1130	0902-Safety Tools	FP15734060456	Upgrade Safety Equipment -Honesdale	0	0	0	0	0	0
15/1130	0902-Safety Tools	FP15734087417	Upgrade Safety Equipment -Honesdale	206,000	206,000	206,000	206,000	206,000	1,030,000
15/1130	0902-Safety Tools	FP15744060455	Upgrade Safety Equipment - WH	0	0	0	0	0	0
15/1130	0902-Safety Tools	FP15744087415	Upgrade Safety Equipment - WH	206,000	206,000	206,000	206,000	206,000	1,030,000
15/1130	0902-Safety Tools	FP15900277695	Fall Protection Pickering Dam	0	0	0	0	0	0
15/1130	0902-Safety Tools	FP15900521768	Prch Ergonomic Workstations & Tools	0	0	0	0	0	0
15/1130	0902-Safety Tools	FP15900555571	Repl Confined Space Monitors	0	0	0	0	0	0
15/1130	0902-Safety Tools	FP15900555574	Prch Ergonomic Workstations & Tools	0	0	0	0	0	0
15/1130	0902-Safety Tools	FP15900555577	Repl Work Zone Safety Equipment	0	0	0	0	0	0
15/1130	0902-Safety Tools	FP15900555578	Repl Confined Space Entry Equipment	0	0	0	0	0	0
15/1130	0902-Safety Tools	FP15900555579	Repl AED Units & Response Equipment	0	0	0	0	0	0
15/1130	0902-Safety Tools	FP15900555581	Prch Electrical Safety Equipment	0	0	0	0	0	0
15/1130	0902-Safety Tools	FP15900558107	Implement Safety Projects	0	0	0	0	0	0
15/1130	0902-Safety Tools	FP15900581563	Prch Emergency Response Equipment	0	0	0	0	0	0
15/1130	0902-Safety Tools	FP15900587414	Implement Safety Projects	180,250	180,250	180,250	180,250	180,250	901,250
15/1130	0902-Safety Tools	FP15900587474	Prch Emergency Response Equipment	206,000	206,000	206,000	206,000	206,000	1,030,000
15/1130	0902-Safety Tools	FP15900587477	Repl AED Units & Response Equipment	51,500	41,200	41,200	41,200	41,200	216,300
15/1130	0902-Safety Tools	FP15900587479	Repl Confined Space Entry Equipment	77,250	77,250	77,250	77,250	77,250	386,250
15/1130	0902-Safety Tools	FP15900587482	Repl Confined Space Monitors	66,950	66,950	66,950	66,950	66,950	334,750
15/1130	0902-Safety Tools	FP15900587494	Repl Work Zone Safety Equipment	66,950	66,950	66,950	66,950	66,950	334,750
15/1130	0902-Safety Tools	FP15900587496	Prch Electrical Safety Equipment	77,250	77,250	77,250	77,250	77,250	386,250
15/1130	0902-Safety Tools	FP15900587497	Prch Ergonomic Workstations & Tools	103,000	103,000	103,000	103,000	103,000	515,000
15/1130	0902-Safety Tools	FP15900593434	7 Base, Portable for Davit Arm	0	0	0	0	0	0
15/1130	0902-Safety Tools	FP15900155525	Replace Work Zone Signs	0	0	0	0	0	0
15/1130	0902-Safety Tools	FP15900155526	Replace Traffic Cones	0	0	0	0	0	0
15/1130	0902-Safety Tools	FP15900155527	Replace Barricade	0	0	0	0	0	0
15/1130	0902-Safety Tools	FP15900155528	Replace Shoring Equipment	0	0	0	0	0	0
15/4130	0902-Safety Tools	FP15900187753	Replace Traffic Cones	16,995	16,995	16,995	16,995	16,995	84,975
15/4130	0902-Safety Tools	FP15900187755	Replace Barricade	18,540	18,540	18,540	18,540	18,540	92,700
15/4130	0902-Safety Tools	FP15900187773	Replace Shoring Equipment	25,750	25,750	25,750	25,750	25,750	128,750
15/4130	0902-Safety Tools	FP15900187774	Replace Work Zone Signs	37,080	37,080	37,080	37,080	37,080	185,400
15/5140	0902-Safety Tools	FP15900191454	Repl Ventilation/Conf Space Equip	4,120	4,120	4,120	4,120	4,120	20,600
15/7140	0902-Safety Tools	FP15714078634	Purchase Gas Detectors	0	0	0	0	0	0

AQUA PENNSYLVANIA, INC. - WATER
DRAFT CAPITAL BUDGET - 2012 THRU 2016

DEPT	PROJECT GROUP	FP #	FP DESCRIPTION	2012	2013	2014	2015	2016	TOTAL
15/7830	0902-Safety Tools	FP15784010386	P-Safety Tools - SV	0	0	0	0	0	0
15/7830	0902-Safety Tools	FP15784092678	P-Safety Tools - SV (P)	3,090	3,090	3,090	3,090	3,090	15,450
15/7840	0902-Safety Tools	FP15784035585	D-Safety Tools- SV	0	0	0	0	0	0
15/7840	0902-Safety Tools	FP15784088154	D-Safety Tools- SV	5,150	5,150	5,150	5,150	5,150	25,750
	0902-Safety Tools Total			1,557,875	1,547,575	1,547,575	1,547,575	1,547,575	7,748,175
15/1220	0903-Land Purchases/Disposals	FP15900514081	Unidentified Land Purchases & Sales	30,900	29,870	29,870	29,870	30,900	151,410
15/7340	0903-Land Purchases/Disposals	FP15734002463	Purchase Easement-Ozark Well	0	0	0	0	0	0
15/7340	0903-Land Purchases/Disposals	FP15734002481	Prch Easement-Tuckerman Well	0	0	0	0	0	0
15/7340	0903-Land Purchases/Disposals	FP15734003041	Prch Land Well & Tank Sites-Waymart	51,500	103,000	103,000	51,500	51,500	360,500
15/7340	0903-Land Purchases/Disposals	FP15734063455	Purchase Easement - Manning Well	0	0	0	0	0	0
15/7440	0903-Land Purchases/Disposals	FP15744003284	Purch Land Wells & Tanks-Wh Haven	51,500	51,500	51,500	51,500	51,500	257,500
	0903-Land Purchases/Disposals Total			133,900	184,370	184,370	132,870	133,900	769,410
15/1010	0904-Reserves	FP15900558286	Reserve	0	0	0	0	0	0
15/7340	0904-Reserves	FP15734002441	Reserve - Honesdale Division	0	0	0	0	0	0
	0904-Reserves Total			0	0	0	0	0	0
15/1010	0905-Retirements W/O Replacmen	FP15900574397	Blanket Retirements for CPR	0	0	0	0	0	0
15/1220	0905-Retirements W/O Replacmen	FP15900522678	Unidentified Tear Downs	21,000	21,000	21,000	21,000	0	84,000
15/2330	0905-Retirements W/O Replacmen	FP15900117016	Retire Larchmont Booster	0	0	0	0	0	0
15/2330	0905-Retirements W/O Replacmen	FP15900698817	Demo Summit Ave Existing Bstr Str	0	0	0	0	0	0
15/2330	0905-Retirements W/O Replacmen	FP15900798815	Demolish Old Grandstaff Tank	0	0	0	0	0	0
15/2920	0905-Retirements W/O Replacmen	FP15900822683	Miscellaneous Well Abandonments	0	0	0	0	0	0
15/2920	0905-Retirements W/O Replacmen	FP15900891576	Misc Well Abandonments (P)	77,456	77,456	77,456	77,456	77,456	387,280
15/3020	0905-Retirements W/O Replacmen	FP15900856594	Bradford Glen Test Well #4 Abandon	0	0	0	0	0	0
15/6168	0905-Retirements W/O Replacmen	FP15900955851	Demo Lower Shop/Wheel Hse/Old Intak	0	1,096,950	0	0	0	1,096,950
15/7140	0905-Retirements W/O Replacmen	FP15714010244	Breaching of Mt. Carmel Dam- RC	0	0	0	0	0	0
15/7140	0905-Retirements W/O Replacmen	FP15714069652	Demo Tank-Kratzerville Well #101	0	0	0	0	0	0
15/7340	0905-Retirements W/O Replacmen	FP15734057396	Abandon Well 8 & 9 Tangwood Lakes	0	0	0	0	0	0
15/7340	0905-Retirements W/O Replacmen	FP15734092308	Remove Tank Tangwood North	0	0	0	0	0	0
15/7340	0905-Retirements W/O Replacmen	FP15734092794	Remove Mashope Tank	0	0	0	0	8,000	8,000
15/7430	0905-Retirements W/O Replacmen	FP15744090994	Meadowcrest Well Station Demo	20,600	0	0	0	0	75,000
15/7440	0905-Retirements W/O Replacmen	FP15744057906	Demolish Silo @ Applewood	0	0	0	0	0	20,600
15/7481	0905-Retirements W/O Replacmen	FP15744091053	Washington Park Well 1,2,4 Demo	8,240	0	0	0	0	8,240
15/7840	0905-Retirements W/O Replacmen	FP15784069700	Demo Old Mercer Tanks - SV	0	0	0	0	0	0
15/7855	0905-Retirements W/O Replacmen	FP15784058786	Demo Existing Tank 2nd Level-Emlent	0	0	0	0	0	0
15/8110	0905-Retirements W/O Replacmen	FP15811058206	Removal of Red Shale Dam	150,000	0	0	0	0	150,000
	0905-Retirements W/O Replacmen Total			277,296	1,195,406	98,456	98,456	160,456	1,830,070
15/1250	0911-Security	FP15900961672	Replace fence @ Fern Hill Plant	0	0	0	0	0	0
15/2330	0911-Security	FP15900795534	Safety-Tank Railings-SEPA Tanks	0	0	0	0	0	0
15/2920	0911-Security	FP15900976572	Safety & Security Various Plants	0	0	0	0	0	0
15/2920	0911-Security	FP15900991577	Safety & Security Various Plants (P)	92,700	92,700	92,700	92,700	92,700	463,500
15/3520	0911-Security	FP15900162331	Springfield Ops Center Security	0	0	0	0	0	0
15/3520	0911-Security	FP15900184133	Reservoir Security Upgrades	0	0	0	0	0	0
15/3520	0911-Security	FP15900362332	Eastern Ops Center Security	0	0	0	0	0	0
15/3520	0911-Security	FP15900462333	Great Valley Ops Center Security	0	0	0	0	0	0
15/3520	0911-Security	FP15900522060	Upgrade C-Cure 9000 Software	0	0	210,000	0	0	210,000

AQUA PENNSYLVANIA, INC. - WATER
DRAFT CAPITAL BUDGET - 2012 THRU 2016

DEPT	PROJECT GROUP	FP #	FP DESCRIPTION	2012	2013	2014	2015	2016	TOTAL
15/3520	0911-Security	FP15900530368	Install/Upgrade Perimeter Equipment	0	0	0	0	0	0
15/3520	0911-Security	FP15900555150	Generic-Upg Obsolete Security Equip	841,657	701,381	907,381	907,381	952,750	4,310,550
15/3520	0911-Security	FP15900555151	Generic Inst Phys Sec Systems SE Pa	857,488	708,183	393,392	515,000	540,750	3,014,813
15/3520	0911-Security	FP15900555152	Generic Upgrd Infrastructure Dev	401,406	334,505	334,505	334,505	355,350	1,760,270
15/3520	0911-Security	FP15900555153	Generic Inst Security Fence @ Fac	283,691	236,410	236,410	236,410	249,260	1,242,180
15/3520	0911-Security	FP15900555154	Generic Prch Computer Infrans Non IT	288,400	257,500	206,000	206,000	216,300	1,174,200
15/3520	0911-Security	FP15900555155	Generic Install Sec Systems NE Pa	690,983	463,500	463,500	463,500	489,250	2,570,733
15/3520	0911-Security	FP15900564966	Generic Install Sec Syst Boosters	309,000	309,000	206,000	206,000	247,200	1,277,200
15/3520	0911-Security	FP15900566652	Security Broadband Installation	0	0	0	0	0	0
15/3520	0911-Security	FP15900577975	Install/Upgrade Electric Services	0	0	0	0	0	0
15/3520	0911-Security	FP15900579133	Orsus upgrades	0	0	0	0	0	0
15/3520	0911-Security	FP15900579133	Installation Equip Future Tank Pro	0	0	0	0	0	0
15/3520	0911-Security	FP15900579373	Operation Center upgrades	0	0	0	0	0	0
15/3520	0911-Security	FP15900684013	Security Upgrades-SE PA Boosters	0	0	0	0	0	0
15/3520	0911-Security	FP15900798414	SE PA Tanks	0	0	0	0	0	0
15/3520	0911-Security	FP15900877974	security upgraded Robert Dean Well	0	0	0	0	0	0
15/3520	0911-Security	FP15900879374	Well Security Upgrades	0	0	0	0	0	0
15/3520	0911-Security	FP15900979293	Upgrade/repl Security Sys- Bristol	0	0	0	0	0	0
15/3520	0911-Security	FP15900979353	Crum Plant security upgrade/repl	0	0	0	0	0	0
15/3520	0911-Security	FP15900979356	Ingrams Upgrade/Repl Security	0	0	0	0	0	0
15/3520	0911-Security	FP15900984014	Pickering West Security Fence	0	0	0	0	0	0
15/3520	0911-Security	FP15900990974	Neshaminy Plant Security Upgrades	0	0	0	0	0	0
15/5140	0911-Security	FP15714055650	Security for Meter & ERT Inventory	0	0	0	0	0	0
15/7130	0911-Security	FP15714021358	Security Imprv Intake/Pmp (A4) RC P	0	0	0	0	0	0
15/7140	0911-Security	FP15724003881	Security Improvements - RC	25,750	25,750	25,750	25,750	25,750	128,750
15/7240	0911-Security	FP15734014318	Security Improvements - Susquehanna	20,600	20,600	20,600	20,600	20,600	103,000
15/7340	0911-Security	FP15734067174	Security Improvements - Waymart	15,450	15,450	15,450	15,450	15,450	77,250
15/7340	0911-Security	FP15744009993	Security Sys @ Wells-Paupackan Lake	9,270	9,270	9,270	9,270	9,270	46,350
15/7440	0911-Security	FP15744009993	Security Improvements - White Haven	20,600	20,600	20,600	20,600	20,600	103,000
15/7830	0911-Security	FP15784083355	Upgrade Cameras & Access Controls	0	0	0	0	0	0
	0911-Security Total			3,856,995	3,194,848	3,141,558	3,053,165	3,235,230	16,481,796
	Grand Total			211,273,642	245,102,402	212,953,825	210,010,516	103,590,425	982,930,811

AQUA PENNSYLVANIA, INC.
2011 RATE CASE
FILING REQUIREMENTS

G. Rate of Return

RR27. Please identify the Company's and, if applicable, its parent's capital structure targets (percentages of capital types). Provide the complete basis for the capital structure targets.

A. The company strives to maintain close to 50/50 capital structure over time. Please refer to Schedule 5 of Exhibit 4-A for the target structure at June 30, 2012.

AQUA PENNSYLVANIA, INC.
2009 RATE CASE
FILING REQUIREMENTS

G. Rate of Return

RR28. For each month, of the most recent 24 months, please supply the Company's

- a. short-term debt balance;
- b. short-term debt interest rate;
- c. balance of construction work in progress; and
- d. balance of construction work in progress which is eligible for AFUDC accrual.

A. Please see attached schedule.

AQUA PENNSYLVANIA
2005 RATE CASE
FILING REQUIREMENTS

Attachment to RR28

RR28		**Only PA Water			
Seq.	Month	Short-Term Debt Balance	Short-Term Interest Rate	Balance in CWIP	CWIP Balance AFUDC Eligible
1	October-09	50,000,000	0.9930%	29,945,318	27,016,207
2	November-09	45,967,570	0.9850%	30,707,673	27,558,573
3	December-09	15,000,000	0.9800%	30,247,629	29,546,867
4	January-10	29,673,808	1.4790%	29,250,954	28,580,614
5	February-10	36,130,614	1.4780%	29,587,386	28,465,064
6	March-10	41,437,195	1.4980%	36,882,452	34,791,454
7	April-10	55,459,089	1.5270%	41,669,854	38,124,381
8	May-10	65,676,063	1.6030%	50,939,063	46,909,822
9	June-10	23,081,510	1.5970%	22,451,429	19,860,315
10	July-10	20,000,000	1.5630%	25,720,012	24,150,085
11	August-10	20,000,000	1.5090%	15,567,500	13,435,788
12	September-10	47,180,929	1.5060%	19,458,336	16,396,355
13	October-10	47,184,342	1.5040%	20,845,524	17,620,913
14	November-10	55,023,409	1.0100%	23,345,340	19,521,716
15	December-10	63,276,793	1.0100%	22,800,931	19,134,970
16	January-11	63,847,190	1.0110%	23,868,278	20,576,575
17	February-11	67,956,669	1.0110%	25,224,679	22,624,367
18	March-11	80,252,784	0.9940%	28,755,589	25,358,630
19	April-11	83,059,691	0.9600%	34,647,274	30,620,606
20	May-11	90,047,320	0.9410%	37,361,954	31,421,223
21	June-11	97,142,523	0.9350%	40,059,475	33,130,635
22	July-11	95,415,587	0.9350%	48,833,604	40,586,554
23	August-11	78,050,084	0.9710%	47,518,494	40,995,769
24	September-11	89,236,501	1.0000%	53,945,511	46,889,463

AQUA PENNSYLVANIA, INC.
2011 RATE CASE
FILING REQUIREMENTS

G. Rate of Return

RR29. Fully identify all debt (other than instruments traded in public markets) owed to all shareholders, corporate officers, or members of the board of directors, its affiliates, parent company, or subsidiaries.

A. None

AQUA PENNSYLVANIA, INC.
2011 RATE CASE
FILING REQUIREMENTS

G. Rate of Return

RR30. Provide a summary statement of all stock dividends, splits, or par value changes during the two (2) year calendar period preceding the rate case filing.

- A. For the Company, there have been no splits or par value changes during the two (2) year calendar period preceding this rate case filing.

The Aqua America Board declared in August 2005, a 4-for-3 common stock split effected in the form of a stock dividend. The new shares were distributed on December 1, 2005.

For the Company, there have been the following stock dividends in the past 2 years:

i.	9/1/09:	\$0.135
ii.	12/1/09:	\$0.145
iii.	3/1/10:	\$0.145
iv.	6/1/10:	\$0.145
v.	9/1/10:	\$0.145
vi.	12/1/10:	\$0.155
vii.	3/1/11:	\$0.155
viii.	6/1/11:	\$0.155

AQUA PENNSYLVANIA, INC.
2011 RATE CASE
FILING REQUIREMENTS

G. Rate of Return

RR31. If a claim of the filing utility is based on utilization of the capital structure or capital costs' of the parent company and system--consolidated, the reasons for this claim must be fully stated and supported.

A. None.

AQUA PENNSYLVANIA, INC.
2011 RATE CASE
FILING REQUIREMENTS

G. Rate of Return

RR32. To the extent not provided elsewhere, supply financial data of Company and/or parent, if applicable, for the last five (5) years.

- a. Times interest earned ratio--pre and post tax basis.
- b. Preferred stock dividend coverage ratio--post tax basis.
- c. Times fixed charges earned ratio--pre tax basis.
- d. Dividend payout ratio.
- e. AFUDC as a percent of earnings available for common equity.
- f. Construction work in progress as a percent of net utility plant.
- g. Effective income tax rate.
- h. Internal cash generations as a percent of total capital requirements.

A. Please refer to Schedule 2 of Exhibit 4-A.