


Paul E. Russell
Associate General Counsel

PPL
Two North Ninth Street
Allentown, PA 18101-1179
Tel. 610.774.4254 Fax 610.774.6726
perussell@pplweb.com



FEDERAL EXPRESS

May 14, 2012

Rosemary Chiavetta, Secretary
Pennsylvania Public Utility Commission
Commonwealth Keystone Building
400 North Street
Harrisburg, Pennsylvania 17120

RECEIVED

MAY 14 2012

PA PUBLIC UTILITY COMMISSION
SECRETARY'S BUREAU

**Re: PPL Electric Utilities Corporation
Proposed 2011/2012
Act 129 Compliance Rider Reconciliation Report
Docket No. M-2012-2302802**

Dear Ms. Chiavetta:

Enclosed for filing on behalf of PPL Electric Utilities Corporation ("PPL Electric") are eight (8) copies of PPL Electric's proposed 2011/2012 Act 129 Compliance Rider ("ACR") Reconciliation Report. This reconciliation report, which is being filed pursuant to the procedures set forth in PPL Electric's Tariff - Electric Pa. P.U.C. No. 201, reflects actual data through April 30, 2012.

Pursuant to 52 Pa. Code § 1.11, the enclosed document is to be deemed filed on May 14, 2012, which is the date it was deposited with an overnight express delivery service as shown on the delivery receipt attached to the mailing envelope.

In addition, please date and time-stamp the enclosed extra copy of this letter and return it to me in the envelope provided.

If you have any questions regarding the enclosed filing, please call me or Joseph M. Kleha, PPL Electric's Manager-Regulatory Compliance and Rates at (610) 774-4486.

Very truly yours,

Paul E. Russell

Enclosures

cc: Mr. Carl Lesney
Mr. Richard E. Wallace
Steven C. Gray, Esquire

Irwin A. Popowsky, Esquire
J. Edward Simms, Esquire

RECEIVED

MAY 14 2012

PA PUBLIC UTILITY COMMISSION
SECRETARY'S BUREAU

PPL ELECTRIC UTILITIES CORPORATION

**PROPOSED 2012/2013
ACT 129 COMPLIANCE RIDER
RECONCILIATION REPORT**

Docket No. M-2012-2302802

May 14, 2012

PPL ELECTRIC UTILITIES CORPORATION
ACT 129 COMPLIANCE RIDER COLLECTION RECONCILIATION
Report For The Period June 1, 2011 to May 31, 2012

Line No.	ACTUAL	(Schedule B, Column M) Residential	(Schedule C, Column M) Small C&I	(Schedule D, Column M) Large C&I	Total
1 MWH		12,728,299	9,588,452		22,316,751
2 ICAP				18,191	18,191
3 ACT 129 Revenue		\$ 27,607,901	\$ 28,901,952	\$ 8,375,294	\$ 64,885,147
4 Less: GRT		\$ 1,628,866	\$ 1,705,215	\$ 494,142	\$ 3,828,223
5 Revenue \$\$ Applicable to ACT 129		<u>\$ 25,979,035</u>	<u>\$ 27,196,737</u>	<u>\$ 7,881,152</u>	<u>\$ 61,056,924</u>
	BUDGET				
6 MWH		13,633,774	10,765,130		24,398,904
7 ICAP				20,904	20,904
8 ACT 129 Revenue		\$ 29,916,589	\$ 32,385,773	\$ 9,722,328	\$ 72,024,690
9 Less: GRT		\$ 1,765,079	\$ 1,910,760	\$ 573,617	\$ 4,249,456
10 Revenue \$\$ Applicable to ACT 129		<u>\$ 28,151,510</u>	<u>\$ 30,475,013</u>	<u>\$ 9,148,711</u>	<u>\$ 67,775,234</u>
11 Over/(Under) Collection (Excluding GRT)		<u>\$ (2,172,475)</u>	<u>\$ (3,278,276)</u>	<u>\$ (1,267,559)</u>	<u>\$ (6,718,310)</u>
12 Current Over/(Under) (Including GRT)		<u>\$ (2,308,688)</u>	<u>\$ (3,483,821)</u>	<u>\$ (1,347,034)</u>	<u>\$ (7,139,543)</u>
13 Prior Over/(Under) (Including GRT) (Schedule E, Line 14)		<u>\$ (305,190)</u>	<u>\$ (566,394)</u>	<u>\$ (298,786)</u>	<u>\$ (1,170,370)</u>
14 Total Over/(Under) (Including GRT)		<u><u>\$ (2,613,878)</u></u>	<u><u>\$ (4,050,215)</u></u>	<u><u>\$ (1,645,820)</u></u>	<u><u>\$ (8,309,913)</u></u>

RECEIVED
MAY 14 2012
PA PUBLIC UTILITY COMMISSION
SECRETARY'S BUREAU

PPL ELECTRIC UTILITIES CORPORATION
 ACT 129 COMPLIANCE RIDER COLLECTION RECONCILIATION
 Residential
 Report For The Period June 1, 2011 to May 31, 2012

Line No.	(Schedule F) May True-Up	(A) June 2011	(B) July 2011	(C) August 2011	(D) September 2011	(E) October 2011	(F) November 2011	(G) December 2011	(H) January 2012	(I) February 2012	(J) March 2012	(K) April 2012	(L) May 2012	(M) Total
ACTUAL														
1 MWH	62,998	1,001,550	1,157,706	1,260,768	1,027,385	926,389	970,440	1,198,583	1,501,058	1,418,512	1,251,065	951,845		12,728,299
2 ICAP														0
3 ACT 129 Total Revenue	\$ 137,960	\$ 2,294,490	\$ 2,801,162	\$ 3,050,600	\$ 2,486,271	\$ 2,243,124	\$ 2,348,205	\$ 2,900,629	\$ 3,632,065	\$ 3,433,444	\$ 3,027,678	\$ 2,303,252		\$ 30,658,880
4 E-factor Revenue	\$ 137,960	\$ 230,357	\$ 266,272	\$ 289,977	\$ 236,299	\$ 213,069	\$ 223,201	\$ 275,674	\$ 345,243	\$ 326,258	\$ 287,745	\$ 218,924	\$ -	\$ 3,050,979
5 Current Revenue		\$ 2,064,133	\$ 2,534,890	\$ 2,760,623	\$ 2,249,972	\$ 2,030,055	\$ 2,125,004	\$ 2,624,955	\$ 3,286,822	\$ 3,107,186	\$ 2,739,933	\$ 2,084,328	\$ -	\$ 27,607,901
6 Less: GRT	\$ 8,139	\$ 135,375	\$ 165,269	\$ 179,985	\$ 146,690	\$ 132,344	\$ 138,544	\$ 171,137	\$ 214,292	\$ 202,573	\$ 178,633	\$ 135,892	\$ -	\$ 1,808,873
7 Revenue \$\$ Applicable to ACT 129	\$ 129,821	\$ 2,159,115	\$ 2,635,893	\$ 2,870,615	\$ 2,339,581	\$ 2,110,780	\$ 2,209,661	\$ 2,729,492	\$ 3,417,773	\$ 3,230,871	\$ 2,849,045	\$ 2,167,360	\$ -	\$ 28,850,007
BUDGET														
8 MWH		965,535	1,128,289	1,192,271	1,060,759	963,542	1,046,424	1,410,894	1,664,654	1,542,706	1,465,522	1,193,178		13,633,774
9 ICAP														0
10 ACT 129 Revenue	\$ -	\$ 2,118,673	\$ 2,475,805	\$ 2,616,200	\$ 2,327,623	\$ 2,114,300	\$ 2,296,168	\$ 3,095,925	\$ 3,652,750	\$ 3,385,160	\$ 3,215,795	\$ 2,618,190		\$ 29,916,589
11 Less: GRT	\$ -	\$ 125,002	\$ 146,072	\$ 154,356	\$ 137,330	\$ 124,744	\$ 135,474	\$ 182,660	\$ 215,512	\$ 199,724	\$ 189,732	\$ 154,473	\$ -	\$ 1,765,079
12 Revenue \$\$ Applicable to ACT 129	\$ -	\$ 1,993,671	\$ 2,329,733	\$ 2,461,844	\$ 2,190,293	\$ 1,989,556	\$ 2,160,694	\$ 2,913,265	\$ 3,437,238	\$ 3,185,436	\$ 3,026,063	\$ 2,463,717	\$ -	\$ 28,151,510

RECEIVED
 MAY 14 2012
 PA PUBLIC UTILITY COMMISSION
 SECRETARY'S BUREAU

PPL ELECTRIC UTILITIES CORPORATION
 ACT 129 COMPLIANCE RIDER COLLECTION RECONCILIATION
 Small Commercial and Industrial
 Report For The Period June 1, 2011 to May 31, 2012

Line No.	(Schedule F) May True-Up	(A) June 2011	(B) July 2011	(C) August 2011	(D) September 2011	(E) October 2011	(F) November 2011	(G) December 2011	(H) January 2012	(I) February 2012	(J) March 2012	(K) April 2012	(L) May 2012	(M) Total
ACTUAL														
1 MWH	(70,782)	896,071	940,619	967,628	897,032	867,182	793,147	839,504	963,140	830,456	868,810	795,645		9,588,452
2 ICAP														0
3 ACT 129 Total Revenue	\$ 29,279	\$ 2,819,009	\$ 3,135,594	\$ 3,226,457	\$ 2,988,823	\$ 2,885,924	\$ 2,639,896	\$ 2,791,783	\$ 3,200,577	\$ 2,763,015	\$ 2,890,945	\$ 2,650,883		\$ 32,022,185
4 E-factor Revenue	\$ 29,279	\$ 286,743	\$ 300,998	\$ 309,641	\$ 287,050	\$ 277,498	\$ 253,807	\$ 268,641	\$ 308,205	\$ 265,746	\$ 278,019	\$ 254,606	\$ -	\$ 3,120,233
5 Current Revenue		\$ 2,532,266	\$ 2,834,596	\$ 2,916,816	\$ 2,701,773	\$ 2,608,426	\$ 2,386,089	\$ 2,523,142	\$ 2,892,372	\$ 2,497,269	\$ 2,612,926	\$ 2,396,277	\$ -	\$ 28,901,952
6 Less: GRT	\$ 1,728	\$ 166,322	\$ 185,000	\$ 190,361	\$ 176,341	\$ 170,270	\$ 155,754	\$ 164,715	\$ 188,834	\$ 163,018	\$ 170,566	\$ 156,402	\$ -	\$ 1,889,311
7 Revenue \$\$ Applicable to ACT 129	\$ 27,551	\$ 2,652,687	\$ 2,950,594	\$ 3,036,096	\$ 2,812,482	\$ 2,715,654	\$ 2,484,142	\$ 2,627,068	\$ 3,011,743	\$ 2,599,997	\$ 2,720,379	\$ 2,494,481	\$ -	\$ 30,132,874
BUDGET														
8 MWH		947,138	1,030,743	1,021,858	992,205	938,625	916,463	982,717	1,032,274	948,271	990,839	963,997		10,765,130
9 ICAP														0
10 ACT 129 Revenue	\$ -	\$ 2,849,313	\$ 3,101,427	\$ 3,074,096	\$ 2,984,890	\$ 2,823,703	\$ 2,757,032	\$ 2,956,347	\$ 3,105,431	\$ 2,852,722	\$ 2,980,781	\$ 2,900,031		\$ 32,385,773
11 Less: GRT	\$ -	\$ 168,109	\$ 182,984	\$ 181,372	\$ 176,109	\$ 166,598	\$ 162,665	\$ 174,424	\$ 183,220	\$ 168,311	\$ 175,866	\$ 171,102	\$ -	\$ 1,910,760
12 Revenue \$\$ Applicable to ACT 129	\$ -	\$ 2,681,204	\$ 2,918,443	\$ 2,892,724	\$ 2,808,781	\$ 2,657,105	\$ 2,594,367	\$ 2,781,923	\$ 2,922,211	\$ 2,684,411	\$ 2,804,915	\$ 2,728,929	\$ -	\$ 30,475,013

RECEIVED
 MAY 14 2012
 PA PUBLIC UTILITY COMMISSION
 SECRETARY'S BUREAU

PPL ELECTRIC UTILITIES CORPORATION
 ACT 129 COMPLIANCE RIDER COLLECTION RECONCILIATION
 Large Commercial and Industrial
 Report For The Period June 1, 2011 to May 31, 2012

Line No.	(Schedule F) May True-Up	(A) June 2011	(B) July 2011	(C) August 2011	(D) September 2011	(E) October 2011	(F) November 2011	(G) December 2011	(H) January 2012	(I) February 2012	(J) March 2012	(K) April 2012	(L) May 2012	(M) Total
ACTUAL														
1 MWH														0
2 ICAP	111	1,712	1,611	1,630	1,558	1,677	1,659	1,683	1,615	1,586	1,716	1,633		18,191
3 ACT 129 Total Revenue	\$ (176,508)	\$ 811,902	\$ 768,578	\$ 777,542	\$ 805,224	\$ 823,010	\$ 813,971	\$ 826,389	\$ 793,189	\$ 778,719	\$ 842,672	\$ 802,009		\$ 8,666,697
4 E-factor Revenue	\$ (176,508)	\$ 44,307	\$ 41,693	\$ 42,184	\$ 40,321	\$ 43,401	\$ 42,935	\$ 43,556	\$ 41,796	\$ 41,046	\$ 44,410	\$ 42,262	\$ -	\$ 291,403
5 Current Revenue		\$ 767,595	\$ 726,885	\$ 735,358	\$ 764,903	\$ 779,609	\$ 771,036	\$ 782,833	\$ 751,393	\$ 737,673	\$ 798,262	\$ 759,747	\$ -	\$ 8,375,294
6 Less: GRT	\$ (10,414)	\$ 47,902	\$ 45,346	\$ 45,875	\$ 47,508	\$ 48,558	\$ 48,024	\$ 48,757	\$ 46,798	\$ 45,944	\$ 49,718	\$ 47,319	\$ -	\$ 511,335
7 Revenue \$\$ Applicable to ACT 129	\$ (166,094)	\$ 764,000	\$ 723,232	\$ 731,667	\$ 757,716	\$ 774,452	\$ 765,947	\$ 777,632	\$ 746,391	\$ 732,775	\$ 792,954	\$ 754,690	\$ -	\$ 8,155,362
BUDGET														
8 MWH														0
9 ICAP		1,901	1,900	1,900	1,901	1,900	1,900	1,901	1,900	1,900	1,901	1,900		20,904
10 ACT 129 Revenue	\$ -	\$ 883,848	\$ 883,848	\$ 883,848	\$ 883,848	\$ 883,848	\$ 883,848	\$ 883,848	\$ 883,848	\$ 883,848	\$ 883,848	\$ 883,848	\$ -	\$ 9,722,328
11 Less: GRT	\$ -	\$ 52,147	\$ 52,147	\$ 52,147	\$ 52,147	\$ 52,147	\$ 52,147	\$ 52,147	\$ 52,147	\$ 52,147	\$ 52,147	\$ 52,147	\$ -	\$ 573,617
12 Revenue \$\$ Applicable to ACT 129	\$ -	\$ 831,701	\$ 831,701	\$ 831,701	\$ 831,701	\$ 831,701	\$ 831,701	\$ 831,701	\$ 831,701	\$ 831,701	\$ 831,701	\$ 831,701	\$ -	\$ 9,148,711

RECEIVED
 MAY 14 2012
 PA PUBLIC UTILITY COMMISSION
 SECRETARY'S BUREAU

RECEIVED

MAY 14 2012

PPL ELECTRIC UTILITIES CORPORATION
ACT 129 COMPLIANCE RIDER COLLECTION RECONCILIATION
E-Factor Collection Balance
Report For The Period June 1, 2011 to May 31, 2012

PA PUBLIC UTILITY COMMISSION
SECRETARY'S BUREAU

Line No.	(A) Residential		(C) Small C&I		(E) Large C&I		(G) Total		(H)
	(Refund)/ Recovery	Over/(Under) Balance	(Refund)/ Recovery	Over/(Under) Balance	(Refund)/ Recovery	Over/(Under) Balance	(Refund)/ Recovery	Over/(Under) Balance	Over/(Under) Balance
1	E-Factor Balance - May 1, 2011 (1)								
		\$ (3,356,169)		\$ (3,686,627)		\$ (590,189)			\$ (7,632,985)
2	\$ 137,960	\$ (3,218,209)	\$ 29,279	\$ (3,657,348)	\$ (176,508)	\$ (766,697)	\$ (9,269)		\$ (7,642,254)
3	\$ 230,357	\$ (2,987,852)	\$ 286,743	\$ (3,370,605)	\$ 44,307	\$ (722,390)	\$ 561,407		\$ (7,080,847)
4	\$ 266,272	\$ (2,721,580)	\$ 300,998	\$ (3,069,607)	\$ 41,693	\$ (680,697)	\$ 608,963		\$ (6,471,884)
5	\$ 289,977	\$ (2,431,603)	\$ 309,641	\$ (2,759,966)	\$ 42,184	\$ (638,513)	\$ 641,802		\$ (5,830,082)
6	\$ 236,299	\$ (2,195,304)	\$ 287,050	\$ (2,472,916)	\$ 40,321	\$ (598,192)	\$ 563,670		\$ (5,266,412)
7	\$ 213,069	\$ (1,982,235)	\$ 277,498	\$ (2,195,418)	\$ 43,401	\$ (554,791)	\$ 533,968		\$ (4,732,444)
8	\$ 223,201	\$ (1,759,034)	\$ 253,807	\$ (1,941,611)	\$ 42,935	\$ (511,856)	\$ 519,943		\$ (4,212,501)
9	\$ 275,674	\$ (1,483,360)	\$ 268,641	\$ (1,672,970)	\$ 43,556	\$ (468,300)	\$ 587,871		\$ (3,624,630)
10	\$ 345,243	\$ (1,138,117)	\$ 308,205	\$ (1,364,765)	\$ 41,796	\$ (426,504)	\$ 695,244		\$ (2,929,386)
11	\$ 326,258	\$ (811,859)	\$ 265,746	\$ (1,099,019)	\$ 41,046	\$ (385,458)	\$ 633,050		\$ (2,296,336)
12	\$ 287,745	\$ (524,114)	\$ 278,019	\$ (821,000)	\$ 44,410	\$ (341,048)	\$ 610,174		\$ (1,686,162)
13	\$ 218,924	\$ (305,190)	\$ 254,606	\$ (566,394)	\$ 42,262	\$ (298,786)	\$ 515,792		\$ (1,170,370)
14		\$ (305,190)		\$ (566,394)		\$ (298,786)			\$ (1,170,370)

(1) The over (under) collection at May 1, 2011, as set forth on Schedule A for the respective rate group of the Company's May 13, 2011 filing at Docket No. M-2011-2239841.

Schedule E

PPL ELECTRIC UTILITIES CORPORATION
May 2011 ACR Reconciliation

Line No.		(A) May 2011 Estimate	(B) May 2011 Actual	(C) May Incremental
Residential				
1	MWH	925,175	988,173	62,998
2	ICAP			
3	ACT 129 Revenue	\$ 2,026,132	\$ 2,164,092	\$ 137,960
4	Less: GRT	\$ 119,542	\$ 127,681	\$ 8,139
5	Revenue \$\$ Applicable to ACT 129	<u>\$ 1,906,590</u>	<u>\$ 2,036,411</u>	<u>\$ 129,821</u>
Small C&I				
6	MWH	833,021	762,239	(70,782)
7	ICAP			0
8	ACT 129 Revenue	\$ 2,477,395	\$ 2,506,674	\$ 29,279
9	Less: GRT	\$ 146,166	\$ 147,894	\$ 1,728
10	Revenue \$\$ Applicable to ACT 129	<u>\$ 2,331,229</u>	<u>\$ 2,358,780</u>	<u>\$ 27,551</u>
Large C&I				
11	MWH			
12	ICAP	1,833	1,944	111
13	ACT 129 Revenue	\$ 1,069,603	\$ 893,095	\$ (176,508)
14	Less: GRT	\$ 63,107	\$ 52,693	\$ (10,414)
15	Revenue \$\$ Applicable to ACT 129	<u>\$ 1,006,496</u>	<u>\$ 840,402</u>	<u>\$ (166,094)</u>

RECEIVED

MAY 14 2012

PA PUBLIC UTILITY COMMISSION
 SECRETARY'S BUREAU

From: (610) 774-6908
Karen Posten
PPL Corporation
2 N 9th St

Origin ID: ABEA



J1210112190225

Allentown, PA 18101

Ship Date: 14MAY12
ActWgt: 1.0 LB
CAD: 8616795/NET3250

Delivery Address Bar Code



Ref # PER 205 734268 002
Invoice #
PO #
Dept #

SHIP TO: (717) 772-7777 **BILL SENDER**
ROSEMARY CHIAVETTA, SECRETARY
PA Public Utility Commission
400 NORTH ST
COMMONWEALTH KEYSTONE BUILDING
HARRISBURG, PA 17120

TUE - 15 MAY A1
PRIORITY OVERNIGHT

1 of 5

TRK# 7935 6287 5822

0201



MASTER

17120

PA-US

MDT

ZN MDTA



512G361A4/A278

After printing this label:

1. Use the 'Print' button on this page to print your label to your laser or inkjet printer.
2. Fold the printed page along the horizontal line.
3. Place label in shipping pouch and affix it to your shipment so that the barcode portion of the label can be read and scanned.

Warning: Use only the printed original label for shipping. Using a photocopy of this label for shipping purposes is fraudulent and could result in additional billing charges, along with the cancellation of your FedEx account number.

Use of this system constitutes your agreement to the service conditions in the current FedEx Service Guide, available on fedex.com. FedEx will not be responsible for any claim in excess of \$100 per package, whether the result of loss, damage, delay, non-delivery, misdelivery, or misinformation, unless you declare a higher value, pay an additional charge, document your actual loss and file a timely claim. Limitations found in the current FedEx Service Guide apply. Your right to recover from FedEx for any loss, including intrinsic value of the package, loss of sales, income interest, profit, attorney's fees, costs, and other forms of damage whether direct, incidental, consequential, or special is limited to the greater of \$100 or the authorized declared value. Recovery cannot exceed actual documented loss. Maximum for items of extraordinary value is \$500, e.g. jewelry, precious metals, negotiable instruments and other items listed in our Service Guide. Written claims must be filed within strict time limits, see current FedEx Service Guide.