

610-929-3601

Lauren M. Lepkoski, Esq.
(610) 921-6203
(610) 939-8655 (Fax)

April 15, 2013

RECEIVED

VIA UNITED PARCEL SERVICE

Rosemary Chiavetta, Secretary
Pennsylvania Public Utility Commission
Commonwealth Keystone Building
400 North Street, 2nd Floor
Harrisburg, PA 17120

APR 15 2013

PA PUBLIC UTILITY COMMISSION
SECRETARY'S BUREAU

Re: *Second-Revised - West Penn Power Company's Consumer Education Charge - Section 1307(e) Statement; Docket No. M-2013-2351145*


Dear Secretary Chiavetta:

West Penn Power Company ("West Penn" or the "Company") is filing a second revision to its Consumer Education Charge ("CEC") 1307(e) Reconciliation Statement of Revenues and Expenses, to correct a formula error in the Non- Residential Customers expenses, page 3, column 3.

West Penn utilized a Consumer Education Charge to recover incremental costs for consumer education as part of the Consumer Education Plan at Docket No. M-2010-2155727

Please confirm receipt of this filing by date stamping the enclosed extra copy of this transmittal letter and returning it in the envelope provided.

Very truly yours,



Lauren M. Lepkoski

d/m
Enclosures

c: Office of Consumer Advocate
Office of Small Business Advocate
PaPUC Bureau of Audits

West Penn Power Company
Consumer Education Charge ("CEC") 1307(e) Reconciliation Statement of Revenues and Expenses
For the CEC Reconciliation Fifteen Months Ended March 31, 2013
Residential Customer Class

Line No.	Month (1)	CEC Revenues available for CEC Excluding PA GRT (2)	Consumer Education Costs -- for Month (3)	Monthly Over / (Under) Collection (4) = (2) - (3)	Annual Interest Rate Per 41 P.S. § 202 (5)	Monthly Interest Rate (6) = (5) / 12	Number of Months to Mid-Point of Next CEC Rate Billing Period from Current Month (7)	Interest Amount on Monthly Over / (Under) Collection (8) = (4) X (6) X (7)	Cumulative Over / (Under) Collections and Interest (9)
1	January, 2012	\$ -	\$ 21,141	\$ (21,141)	\$ -	\$ -	21	\$ -	\$ (21,141)
2	February, 2012	-	(104,980)	104,980	-	-	20	-	83,839
3	March, 2012	-	53,019	(53,019)	-	-	19	-	30,819
4	April, 2012	-	10,762	(10,762)	-	-	18	-	20,058
5	May, 2012	-	29,156	(29,156)	-	-	17	-	(9,099)
6	June, 2012	55,647	38,444	17,203	6.0000%	0.5000%	16	1,376	9,480
7	July, 2012	164,598	58,224	106,373	6.0000%	0.5000%	15	7,978	123,831
8	August, 2012	164,621	396,727	(232,106)	6.0000%	0.5000%	14	(16,244)	(124,519)
9	September, 2012	165,803	18,011	147,792	6.0000%	0.5000%	13	9,606	32,879
10	October, 2012	166,987	405,854	(238,867)	6.0000%	0.5000%	12	(14,332)	(220,320)
11	November, 2012	163,131	52,848	110,283	6.0000%	0.5000%	11	6,066	(103,971)
12	December, 2012	168,587	137,370	31,217	6.0000%	0.5000%	10	1,561	(71,193)
13	January, 2013	170,465	10,630	159,835	6.0000%	0.5000%	21	16,783	105,425
14	February, 2013	162,824	61,063	101,761	6.0000%	0.5000%	20	10,176	217,362
15	March, 2013	167,157	246,354	(79,197)	6.0000%	0.5000%	19	(7,524)	130,641
16	Residential Totals for CEC Reconciliation 15 months ended March 31, 2013	<u>\$ 1,549,820</u>	<u>\$ 1,434,624</u>	<u>\$ 115,195</u>				<u>\$ 15,446</u>	<u>\$ 130,641</u>

RECEIVED

APR 15 2013

**PA PUBLIC UTILITY COMMISSION
 SECRETARY'S BUREAU**

WEST PENN POWER COMPANY
Residential Customer Class

**Details of Consumer Education Charge Revenues Applied to Prior Consumer Education Charge Reconciliation Years' Cumulative Over /
 (Under) Collections for the Fifteen Months Ended March 31, 2013**

Line No.	Month	CEC Revenues Applied to E-Factor (Excluding GRT)	Current Cumulative Over / (Under) Collections Including Interest	Cumulative Over / (Under) Collections Including Interest
	(1)	(2)	(3)	(4)
1	Beginning Balance at December 31, 2011			\$ (1,004,716)
2	January, 2012	\$ -		(1,004,716)
3	February, 2012	-		(1,004,716)
4	March, 2012	-		(1,004,716)
5	April, 2012	-		(1,004,716)
6	May, 2012	-		(1,004,716)
7	June, 2012	35,643		(969,073)
8	July, 2012	105,427		(863,646)
9	August, 2012	105,443		(758,203)
10	September, 2012	106,200		(652,003)
11	October, 2012	106,958		(545,045)
12	November, 2012	104,488		(440,557)
13	December, 2012	107,983		(332,574)
14	January, 2013	109,186		(223,388)
15	February, 2013	104,292		(119,096)
16	March, 2013	107,067	<u>\$ 130,641</u>	118,612
17	Residential Revenues Applied to Prior Period Reconciliations 15 months ended March 31, 2013	<u>\$ 992,687</u>		

West Penn Power Company
Consumer Education Charge ("CEC") 1307(e) Reconciliation Statement of Revenues and Expenses
For the CEC Reconciliation for the Fifteen Months Ended March 31, 2013
Non-Residential Customer Classes

Line No.	Month	CEC Revenues available for CEC Excluding PA GRT	Consumer Education Costs -- for Month	Monthly Over / (Under) Collection	Annual Interest Rate Per 41 P.S. § 202	Monthly Interest Rate	Number of Months to Mid-Point of Next Billing Period from Current Month	Interest Amount on Monthly Over / (Under) Collection	Cumulative Over / (Under) Collections and Interest
	(1)	(2)	(3)	(4) = (2) - (3)	(5)	(6) = (5) / 12	(7)	(8) = (4) X (6) X (7)	(9)
1	January, 2012	\$ -	\$ 3,487	\$ (3,487)	0.0000%	0.0000%	21	\$ -	\$ (3,487)
2	February, 2012	-	(17,317)	17,317	0.0000%	0.0000%	20	-	13,830
3	March, 2012	-	8,746	(8,746)	0.0000%	0.0000%	19	-	5,084
4	April, 2012	-	1,775	(1,775)	0.0000%	0.0000%	18	-	3,309
5	May, 2012	-	4,810	(4,810)	0.0000%	0.0000%	17	-	(1,501)
6	June, 2012	\$ 8,268	\$ -	8,268	6.0000%	0.5000%	16	661	7,428
7	July, 2012	27,544	9,557	17,988	6.0000%	0.5000%	15	1,349	26,765
8	August, 2012	29,458	65,120	(35,663)	6.0000%	0.5000%	14	(2,496)	(11,394)
9	September, 2012	29,443	2,956	26,487	6.0000%	0.5000%	13	1,722	16,815
10	October, 2012	30,022	66,619	(36,596)	6.0000%	0.5000%	12	(2,196)	(21,977)
11	November, 2012	29,022	8,675	20,347	6.0000%	0.5000%	11	1,119	(511)
12	December, 2012	30,136	24,215	5,921	6.0000%	0.5000%	10	296	5,706
13	January, 2013	30,404	1,745	28,659	6.0000%	0.5000%	21	3,009	37,374
14	February, 2013	28,917	8,328	20,589	6.0000%	0.5000%	20	2,059	60,022
15	March, 2013	29,832	39,958	(10,126)	6.0000%	0.5000%	19	(962)	48,934
16	Commercial Totals for CEC Reconciliation 15 months ended March 31, 2013	\$ 273,046	\$ 228,674	\$ 44,373				\$ 4,561	\$ 48,934

WEST PENN POWER COMPANY
Non-Residential Customer Classes
Details of Consumer Education Charge Revenues Applied to Prior Consumer Education Charge Reconciliation Years' Cumulative Over /
(Under) Collections for the Fifteen Months Ended March 31, 2013

Line No.	Month	CEC Revenues Applied to E- Factor (Excluding GRT)	Current Cumulative Over / (Under) Collections Including Interest	Cumulative Over / (Under) Collections Including Interest
	(1)	(2)	(3)	(4)
1	Beginning Balance at December 31, 2011			\$ (165,732)
2	January, 2012	\$ -		(165,732)
3	February, 2012	-		(165,732)
4	March, 2012	-		(165,732)
5	April, 2012	-		(165,732)
6	May, 2012	-		(165,732)
7	June, 2012	5,753		(159,979)
8	July, 2012	19,165		(140,814)
9	August, 2012	20,496		(120,318)
10	September, 2012	20,486		(99,832)
11	October, 2012	20,889		(78,943)
12	November, 2012	20,193		(58,750)
13	December, 2012	20,968		(37,782)
14	January, 2013	21,155		(16,627)
15	February, 2013	20,121		3,494
16	March, 2013	<u>20,758</u>	<u>\$ 48,934</u>	73,186
17	Commercial Revenues Applied to Prior Period Reconciliations 15 months ended March 31, 2013	<u>\$ 189,984</u>		

West Penn Power Company
 Consumer Education Charge ("CEC") 1307(e) Reconciliation Statement of Revenues and Expenses
 For the CEC Reconciliation for the Fifteen Months Ended March 31, 2013
 All Customer Classes

Line No.	Month	CEC Revenues available for CEC Excluding PA GRT	Consumer Education Costs -- for Month	Monthly Over / (Under) Collection	Annual Interest Rate Per 41 P.S. § 202	Monthly Interest Rate	Number of Months to Mid-Point of Next CEC Rate Billing Period from Current Month	Interest Amount on Monthly Over / (Under) Collection	Cumulative Over / (Under) Collections and Interest
	(1)	(2)	(3)	(4) = (2) - (3)	(5)	(6) = (5) / 12	(7)	(8) = (4) X (6) X (7)	(9)
1	January, 2012	\$ -	\$ 24,628	\$ (24,628)	0.0000%	0.0000%	21	\$ -	\$ (24,628)
2	February, 2012	-	(122,297)	122,297	0.0000%	0.0000%	20	-	97,668
3	March, 2012	-	61,765	(61,765)	0.0000%	0.0000%	19	-	35,903
4	April, 2012	-	12,537	(12,537)	0.0000%	0.0000%	18	-	23,366
5	May, 2012	-	33,966	(33,966)	0.0000%	0.0000%	17	-	(10,599)
6	June, 2012	63,915	38,444	\$ 25,471	6.0000%	0.5000%	16	2,037	16,909
7	July, 2012	192,142	67,781	124,361	6.0000%	0.5000%	15	9,327	150,597
8	August, 2012	194,079	461,847	(267,768)	6.0000%	0.5000%	14	(18,740)	(135,911)
9	September, 2012	195,246	20,967	174,279	6.0000%	0.5000%	13	11,328	49,696
10	October, 2012	197,009	472,473	(275,464)	6.0000%	0.5000%	12	(16,528)	(242,296)
11	November, 2012	192,153	61,523	130,630	6.0000%	0.5000%	11	7,185	(104,481)
12	December, 2012	198,723	161,585	37,138	6.0000%	0.5000%	10	1,857	(65,486)
13	January, 2013	200,869	12,375	188,494	6.0000%	0.5000%	21	19,792	142,800
14	February, 2013	191,741	69,391	122,350	6.0000%	0.5000%	20	12,235	277,385
15	March, 2013	196,989	286,312	(89,323)	6.0000%	0.5000%	19	(8,486)	179,576
16	Totals for CEC Reconciliation 15 months ended March 31, 2013	\$ 1,822,866	\$ 1,663,297	\$ 159,569				\$ 20,007	\$ 179,576

WEST PENN POWER COMPANY
All Customer Classes

Details of Consumer Education Charge Revenues Applied to Prior Consumer Education Charge Reconciliation Years'
Cumulative Over / (Under) Collections for the Fifteen Months Ended March 31, 2013

Line No.	Month	CEC Revenues Applied to E-Factor (Excluding GRT)	Current Cumulative Over / (Under) Collections Including Interest	Cumulative Over / (Under) Collections Including Interest
	(1)	(2)	(3)	(4)
1	Beginning Balance at December 31, 2011			\$ (1,170,447)
2	January, 2012	\$ -		(1,170,447)
3	February, 2012	-		(1,170,447)
4	March, 2012	-		(1,170,447)
5	April, 2012	-		(1,170,447)
6	May, 2012	-		(1,170,447)
7	June, 2012	41,396		(1,129,051)
8	July, 2012	124,592		(1,004,459)
9	August, 2012	125,939		(878,520)
10	September, 2012	126,686		(751,834)
11	October, 2012	127,847		(623,987)
12	November, 2012	124,681		(499,306)
13	December, 2012	128,951		(370,355)
14	January, 2013	130,341		(240,014)
15	February, 2013	124,413		(115,601)
16	March, 2013	127,825	\$ 179,576	191,800
17	Total Revenues Applied to Prior Period Reconciliations 15 months ended March 31, 2013	<u>\$ 1,182,671</u>		

**BEFORE THE
PENNSYLVANIA PUBLIC UTILITY COMMISSION**

Revised – West Penn Power Company’s :
Consumer Education Charge (“CEC”) : **Docket No. M-2013-2351145**
Charge – Section 1307(e) Statement :

CERTIFICATE OF SERVICE


I hereby certify that I have this day served a true and correct copy of the foregoing document upon the individuals listed below, in accordance with the requirements of 52 Pa. Code § 1.54 (relating to service by a participant).

Service by electronic mail and United Parcel Service, as follows:

Administrative Law Judge Susan Colwell
Pennsylvania Public Utility Commission
Commonwealth Keystone Building
400 North Street, 2nd Floor
Harrisburg, PA 17120

Scott B. Granger, Esq.
Pennsylvania Public Utility Commission
Bureau of Investigation and Enforcement
400 North Street
Harrisburg, PA 17105-3265

Dated: April 15, 2013



Lauren M. Lepkoski
Attorney No. 94800
FirstEnergy Service Company
2800 Pottsville Pike
P.O. Box 16001
Reading, Pennsylvania 19612-6001
(610) 921-6203
llepkoski@firstenergycorp.com

Counsel for West Penn Power Company

RECEIVED

APR 15 2013

**PA PUBLIC UTILITY COMMISSION
SECRETARY'S BUREAU**


GLENN A COLOREN
(610) 921-6633
AE-1440
2800 POTTSVILLE PIKE
READING PA 19605-2459

LTR

1 OF 1

SHIP TO:

ROSEMARY CHIAVETTA, SECRETARY
(800) 692-7375
PA PUBLIC UTILITY COMMISSION
2ND FLOOR
COMMONWEALTH KEYSTONE BUILDING
400 NORTH STREET
HARRISBURG PA 17120-0079




PA 171 9-20



UPS NEXT DAY AIR

TRACKING #: 1Z AE1 440 01 5241 7590

1



BILLING: P/P

RECEIVED

REF 1: reap - 37
REF 2: CC # 503003

APR 16 2013

US 16.0.31

39.00 04/2013



PA PUBLIC UTILITY COMMISSION
SECRETARY'S BUREAU