

RECEIVED

MAY - 8 2013

PA PUBLIC UTILITY COMMISSION
SECRETARY'S BUREAU

Jay Larry Moyer
370 W. Johnson street (C-1)
Philadelphia, PA 19144
267-693-2633
Gtown73@hotmail.com

May 7, 2013

Ms. Rosemary Chiavetta, Secretary
Pa. Public Utility Commission
P.O. Box 3265
Harrisburg, PA 17105-3265

Christopher T Wright Esquire
John H Isom Esquire
David B MacGregor Esquire
Post & Schell PC
17 North Second Street 12th Floor
Harrisburg PA 17101-1601

CF: C-2011-2273645

Re: Virtual Meter Aggregation: Accounts 67277-97002 (Host) and 06476-21001 (satellite).

Dear Secretary Chiavetta:

This letter and enclosures are submitted in relation to the above Complaint, which is pending before the Commission. The Company's recent conduct prompts the Complainant to request that the Commission re-open the above case, pursuant to Title 52, Chapter 5, Subchapter I, Section 571.

This appeal to reopen the above proceedings is based on three factors:

1. New evidence of the Company's obscure and improper methods of billing for virtual meter aggregation.
 - a. Electricity generated and available from the Complainant's host account in the five-month period (May to September, 2013) totaled 2945 kwh of electricity. (see enclosures: PJM spreadsheet; "Summary of generation vs Usage")
 - a. Electricity generated and available from the Complainant's host account in the five-month period (May to September, 2013) totaled 2945 kwh of electricity. (see enclosures: PJM spreadsheet; "Summary of generation vs Usage")
 - b. The total electricity used by the satellite account in the five-month period (June to October, 2013) totaled 1372 kwh.

- c. At the end of October, 2013, there were 1603 kwh of “unused” credits. (see “Summary of generation vs Usage”)
 - d. The Company has failed to carry over excess credit and apply it properly in subsequent months. (See enclosure: Moyer letter to PPL-2/14/2013)
 - e. Although these billing irregularities are new, the Company regards this evidence as part of the pending complaint. (See enclosure: PPL reply to Moyer letter-undated)
 - f. The satellite bill for November, 2012, imposes a charge (\$4.94) even though “unused” credit (1603 kwh) remains available. (See satellite bill - 06476-21001 – for November, 2012)
 - g. The Company does not account for the “missing” or “unused” credit.
 - h. The Company fails to apply the “unused” credit to any subsequent Satellite bills (06476-21001) from November to April.
 - i. Origin or source of “Excess credit” in each satellite bill is unidentified. (See enclosures: satellite bills)
 - j. Every satellite bill from November to April, 2013, disregards the “unused” credit and imposes a new charge requiring payment.
 - k. The billing data provided by PPL for virtual meter aggregation are, in short, incomprehensible.
 - l. The dollar amounts of “excess credit” cannot be verified because relevant information is omitted. (See enclosures: various bills for Accounts 67277-97002 (Host) and 06476-21001 (satellite).
 - 1) The bills do not show the “beginning and ending” dates for determining monthly credit.
 - 2) The bills do not show any sequential meter readings for the host account.
 - 3) The bills do not show the kwh of generation each month.
 - 4) The bills do not show how much credit is applied each month.
 - 5) The bills do not show how much “banked” credit is “carried over” to subsequent months.
 - 6) The bills do not show the “standard pricing unit” per kwh.
 - 7) The bills do not show which part of the “excess credit” figure is “new”, which is past credit from previous months, or which is “carryover” to subsequent months.
 - 8) The bills do not show supporting data for the dollar amount of “excess credit” on the bill.
2. New evidence that the compensation for generation is based on invisible numbers and hidden calculations.
 3. Evidence that the Company has modified billing procedures and terminology without explanation.
 - a. The Company modified the satellite bill on April 10, 2013, without explanation, and changed the terms of credit. Instead of listing “Excess Credit”, as on previous bills, the bill for April 10, 2013, shows “EDC Only Excess Credit” without explanation. (The credit amount was also sharply reduced!) (See enclosure: satellite bill for April, 2013)

The enclosed materials document new and troubling irregularities in the billing process.

Conversations with Mr. Keith Erney (May 1, and others) have failed to yield explanations for the irregularities. Regarding the "EDC Only" designation (satellite bill-April 10, 2013). Mr. Erney said he was not familiar with it and didn't know what it meant. To date, no explanation has been given.

Throughout the current 2012-2013 PJM year, The Company has provided bills that are incomplete, inaccurate, and indecipherable. It is clear that the bills do not comply with procedures required for residential and small business accounts (PA Code : 54.4). The host bill, for example, fails to include "basic charges", as required by the Code (generation, transmission, and distribution, standard pricing unit, etc). In addition, it is impossible to track generation, since the host bills do not report "beginning and ending meter readings" (PS Code: 56.15).

Similarly, the satellite bill shows credit only in dollar amounts, and without any supporting data. Hence, it is impossible to understand the bills or to verify the data in them.

Recent bills (for the current PJM year) only substantiate the claim that the Company is violating the Code and its own tariff. The Company's billing for 2012-2013 shows a pattern of new terminology, unexplained changes, unsupported data, invisible numbers, hidden calculations, and credit amounts that cannot be verified.

The complainant requests that the Commission include the enclosed documents in its review of the Complainant's "Filing of Exceptions", or else agree to re-open the case for a more thorough examination of all the evidence.

Yours,



Jay Larry Moyer

Encl: Moyer letter to PPL (2/14/2013)
PPLEU (Keith Erney) reply to Moyer letter
Generation data (as provided to the GATS system)
"Summary of Generation vs. Usage" (2012-2013 PJM year)
Copies of bills (Acct. #67277-97002 (Host account) – PJM year, 2012-2013
Copies of bills (Acct #06476-21001 (satellite account) – PJM year, 2012-2013
Moyer letter to PPL (4/23/2013)
Certification of Service

J. Larry Moyer
 370 W. Johnson Street (C-1)
 Philadelphia, PA 19144
 267-693-2633
 Gtown73@hotmail.com

RECEIVED

MAY - 8 2013

PA PUBLIC UTILITY COMMISSION
 SECRETARY'S BUREAU

Mr. Keith R. Erney
 Communications Specialist
 PPL Electric Utilities Corp.
 827 Hausman Rd.
 Allentown, PA 18104

February 13, 2013

Mr. Erney:

When I filed a complaint against PPL, it was to resolve a variety of questions which are in dispute. One issue, however, which should not be in dispute is the manner in which excess generation on my solar account is carried forward and applied as a credit "in future monthly bills".

A recent pamphlet from PPL ("Renewable Generation: Making the Connection") makes the company's policy clear. Referring to "banked power", the pamphlet says, "This banked power will be used in future monthly bills should you use more power than your system generates."

The record shows that the excess generation has not been applied in future months as a credit. I'm writing to ask for your intervention to correct this problem, which seems to persist.

The chart below is a record of the bills during the current reporting year (since June 1, 2012). Since the bills for my satellite account show monetary value rather than kwh value, the figures listed reflect the dollar amounts as they appear on my bills.

Reporting year (2012-2013) - satellite Account (06476-21001)

Month	"Carryover Credit"	kwh applied	"Total PPL Charges"	"Excess Credit"	Applied Credit**	Excess for month	Banked excess	Amt. "Due"/charged
June, 2012	NA	0	38.64	88.94	??.??	50.30	50.30	0
July, 2012	0	0	35.49	82.17	??.??	46.68	96.98	0
Aug., 2012	0	0	42.64	73.44	??.??	30.80	127.78	0
Sept., 2012	0	0	39.49	64.71	??.??	25.22	153.00	0
October, 2012	0	0	40.68	55.83	??.??	15.15	168.15	0
Nov., 2012	0	0	52.05	47.11	??.??	??.??	??.??	4.94
Dec., 2012	0	0	100.84	43.33	??.??	??.??	??.??	57.51
Jan., 2013	0	0	100.69	90.07	??.??	??.??	??.??	10.62
Feb., 2013	0	0	111.66	89.15	??.??	??.??	??.??	<u>22.51</u>
Totals (as of February, 2013)							168.15	95.58

As you can see, the accumulated ("banked") credit of \$168.15 has not been applied in "future monthly bills". Instead, during recent, high-usage months, the company has required payment each month for excess usage, a practice which has resulted in unwarranted charges of \$95.58.

I will appreciate your attention to this matter.

Thank you,


Larry Moyer

Cc: Judith Cassel
George Beam

.....
.....

PPL ELECTRIC UTILITIES
827 Hausman Road
Allentown, PA 18104-9392
Tel. 800.342.5775 Fax 484.634.3484
www.pplelectric.com



Larry Moyer
370 W. Johnson Street, Unit C1
Philadelphia PA 19144

Service Address: 73 Woods Road
Solar Panels
Klingerstown PA 17941

Re: Account Number 67277-97002

RECEIVED

MAY - 8 2013

**PA PUBLIC UTILITY COMMISSION
SECRETARY'S BUREAU**

Dear Mr. Moyer:

Thank you for your letter dated February 13, 2013. Upon review of said letter, it appears that you are questioning how PPL Electric Utilities Corporation tracks and applies its virtual metering program. The issues raised in your February 13, 2013 letter are directly related to the subject matter of the Formal Complaint you filed with the Pennsylvania Public Utility Commission at Docket C-2011-2273645. As you are aware, this matter is a litigated proceeding that currently is pending before the Pennsylvania Public Utility Commission for disposition.

To the extent you wish to resolve the issues raised in your Formal Complaint, I will gladly arrange for a conference call with the appropriate persons to further discuss your issues. Please contact me directly at (484) 634-4218 on Monday through Friday during the hours of 8:00 am and 5:00 pm to further discuss this matter.

Sincerely,

A handwritten signature in black ink, appearing to read 'Keith Erney', with a large, sweeping flourish extending to the right.

Keith Erney
Staff Analyst – Electric Utilities
PPL Electric Utilities Corporation



My Account

Help



Wit's End Gardens - jotaale09

[Change Password](#)

Generators

Search **1 Generator** Reset Missing Generation Only Third Party Reporters Only

Met/kWh, NON39339 : Wit's End Gardens - Moyer

Generators shown in red are missing generation.

When entering data and months are skipped the data will be split out automatically based on the monthly production estimates that are created using your system characteristics. To override the extrapolation of data please delete the last entry and re-enter the data as needed.

Generation Save Cancel

<< < Plant - Unit: Wit's End Gardens - Moyer Generation Start Date: 3/2009 > >>

Period	May 2012	Jun 2012	Jul 2012	Aug 2012	Sep 2012	Oct 2012	Nov 2012	Dec 2012	Jan 2013	Feb 2013	Mar 2013
Source	Self (Meter)	Self (Meter)	Self (Meter)	Self (Meter)	Self (Meter)	Self (Meter)	Self (Meter)	Self (Meter)	Self (Meter)	Self (Meter)	Self (Meter)
Estimates (kWh)	702	678	688	668	593	563	392	371	453	480	699
Generation (kWh)	647	280	755	665	598	441	479	333	183	219	343
Previous Reading (kWh)	2,341	2,988	3,268	4,023	4,688	5,286	5,727	6,206	6,539	6,722	6,941
Reading (kWh)	2,988	3,268	4,023	4,688	5,286	5,727	6,206	6,539	6,722	6,941	7,284
Date (MM/DD/YYYY)	05/21/2012	06/04/2012	07/08/2012	08/11/2012	09/12/2012	10/08/2012	11/17/2012	12/17/2012	01/14/2013	02/09/2013	03/09/2013

The rule for a meter date is that it must be between the 1st of the month for which generation is being entered and the 15th of the following month.

For example, a valid meter date for Jan 2013 generation is between 01/01/2013 and 02/15/2013.

Privacy Policy

**Summary of generation vs usage
(2012-2013 PJM Year)**

Virtual meter aggregation

Accounts 67277-97002 (Host) and 06476-21001 (satellite).

Note 1: There is an apparent (unspecified) delay between generation and application of credit.
Generation credit is applied in subsequent month. Bills do not specify when credit was generated.

Note 2: PPI bills for the satellite account do not provide monthly data (meter readings, kwh of generation, or price per kwh) to the Complainant.

Total usage (21001) June-October, 2012, as shown on the satellite bill

(281+236+299+272+284) = 1372 kwh

Actual Generation (97002) as reported to GATS, May-September, 2012 ,

May: 647 +June: 280 +July: 755 +Aug: 665 +Sept: 598 = 2945 kwh

Unused ("Missing") credit 1603 kwh

The figures above clearly show accumulated ("Excess") credit which should have been applied to the satellite account in subsequent months. According to the November bill, no excess credit remained. Instead of applying the accumulated credit, that satellite bill imposed a charge. In fact, every satellite bill from November to April showed a credit deficit and imposed a charge. There is no explanation to account for the missing excess credit.



PPL Electric Utilities

Questions? Please contact us by Jun 28. 1-800-DIAL-PPL (1-800-342-5775) M-F: 8am to 5pm

Visit us online at pplelectric.com

Adjusted Bill

Page 1

Bill Acct. No.	Due Date	Amount Due
67277-97002	Jun 28, 2012	\$14.79

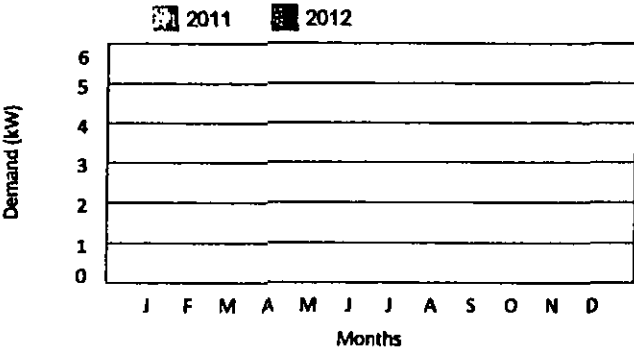
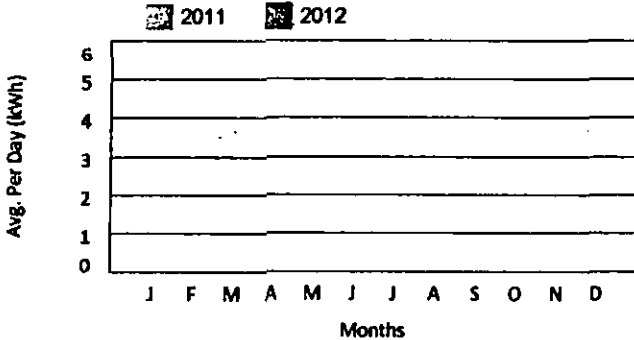
Your Electric Usage Profile

Service to:
LARRY MOYER
73 WOODS RD, SOLAR PANELS
KLINGERSTOWN, PA 17941

*Meter # ?
what reading?*

Your next meter reading is on or about Jul 11, 2012.

This section helps you understand your year-to-year electric use by month. Meter readings are actual unless otherwise noted.



Billing Summary

(Billing details on back)

Balance as of Jun 12, 2012	\$0.00
Charges:	
Total PPL Electric Utilities Charges	\$14.79
Total Charges	\$14.79

Amount Due By Jun 28, 2012 \$14.79

Account Balance \$14.79

PPL Electric Utilities' price to compare for your rate is 9.154 cents per kWh effective 6/1/2012 to 8/31/2012. For a list of supplier offers, visit papowerswitch.com or www.oca.state.pa.us.

Your Message Center

- With paperless billing, you can receive and pay your PPL Electric Utilities bills online. The process is free, quick, convenient and secure. To learn more or sign up, visit pplelectric.com.
- Before digging around your home or property, you should always call the state's One Call notification system to locate any underground utility lines. You can do this by simply dialing 811, which will connect you to the One Call system. Be safe and call 811 before you dig.
- Save postage and late charges - sign up for Automated Bill Payment.

Payment Methods

Online at: pplelectric.com

By phone: 1-800-342-5775 or call BillMatrix (service fee applies) at 1-800-672-2413 to pay using Visa, MasterCard, Discover or debit card.

By Mail:
2 North 9th Street
CPC-GENN1
Allentown, PA 18101-1175

Correspondence should be sent to:
Customer Services
827 Hausman Road
Allentown, PA 18104-9392

Other important information on the back of this bill →

049439 1/1

SEE THE BACK OF THIS BILL FOR IMPORTANT INFORMATION

Your Default Supplier Contact Info.

For questions regarding the generation and transmission portions of this bill, please contact your supplier at:

PPL Electric Utilities
 Customer Services
 827 Hausman Rd
 Allentown, PA 18104-9392
 Phone: 1-800-342-5775
 (1-800-DIAL-PPL)
 pplelectric.com

Manage Your Account

Visit pplectric.com for self-service options including:

- View your bill, payment, and usage history.
- Make a payment, set up a payment agreement.
- Start/stop service.
- Enroll in paperless billing, automatic bill pay, budget billing.
- Report an outage, check outage status, and more.

View your rate schedule at pplectric.com/rates or call 1-800-342-5775 to request a copy.

General Information

Generation prices and charges are set by the electric generation supplier you have chosen. The Public Utility Commission regulates distribution rates and services. The Federal Energy Regulatory Commission regulates transmission prices and services.

PPL Electric Utilities uses about \$0.01 of this bill to pay state taxes and about \$0.82 is used to pay the PA Gross Receipts Tax.

Billing Details

Previous Balance	\$14.79
Payment Received May 21, 2012 - Thank You!	-\$14.79
Balance as of Jun 12, 2012	\$0.00
Charges for - PPL Electric Utilities	
General Service Rate: GS1 for May 10 - Jun 11	
Distribution Charge:	
Customer Charge	14.00
PA Tax Adj Surcharge at -0.34500000%	-0.05
PA Sales Tax	0.84
Total PPL Electric Utilities Charges	\$14.79
Amount Due By Jun 28, 2012	\$14.79
Account Balance	\$14.79

kWh Use By Meter				
Reading Dates	Meter	Meter	Meter Reading	Kilowatt
Previous/Present	Number	Constant	Previous/Present	Hours
May 10 May 10	10069153	1	00000 00000	0
May 10 Jun 11	10069153	1	94161 94161	0
Total				0

Understanding Your Bill

Act 129 Compliance Rider - Charge to recover costs associated with Energy Efficiency and Conservation programs for customers as approved by the Public Utility Commission.

Customer Charge - Monthly basic distribution charge to cover costs for billing, meter reading, equipment, maintenance and advanced metering when in use.

kWh (Kilowatt-hour) - The basic unit of electric energy for which most customers are charged. The amount of electricity used by ten 100-watt lights left on for 1 hour. Consumers are usually charged for electricity in cents per kilowatt-hour.

State Tax Adjustment Surcharge - Charge or credit on electric rates to reflect changes in various state taxes included in your bill. The surcharge may vary by bill component.

Type(s) of Meter Readings:

Actual - Reading by distribution company.

*Federal I.D. 23-0959590



PPL Electric Utilities

Questions? Please contact us by Jul 30. 1-800-DIAL-PPL (1-800-342-5775) M-F: 8am to 5pm

Visit us online at pplelectric.com

Adjusted Bill

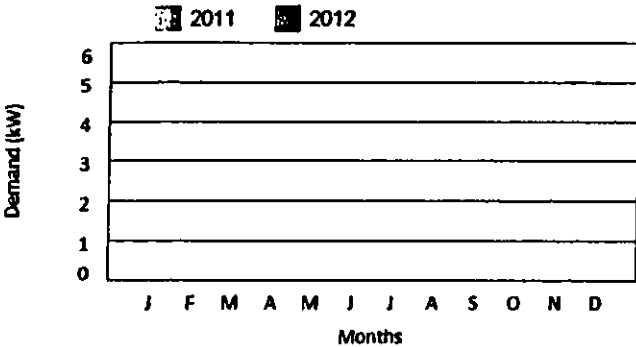
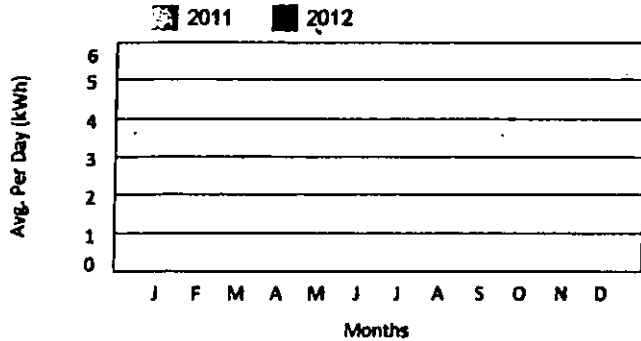
Bill Acct. No.	Due Date	Amount Due
67277-97002	Jul 30, 2012	\$29.58

Your Electric Usage Profile

Service to: LARRY MOYER 73 WOODS RD, SOLAR PANELS KLINGERSTOWN, PA 17941

Your next meter reading is on or about Aug 9, 2012.

This section helps you understand your year-to-year electric use by month. Meter readings are actual unless otherwise noted.



Billing Summary

(Billing details on back)

Balance as of Jul 12, 2012	\$14.79
Charges:	
Total PPL Electric Utilities Charges	\$14.79
Total Charges	\$29.58
Amount Due By Jul 30, 2012	\$29.58
Account Balance	\$29.58

PPL Electric Utilities' price to compare for your rate is 9.154 cents per kWh effective 6/1/2012 to 8/31/2012. For a list of supplier offers, visit papowerswitch.com or www.oqa.state.pa.us.

Your Message Center

- With paperless billing, you can receive and pay your PPL Electric Utilities bills online. The process is free, quick, convenient and secure. To learn more or sign up, visit pplelectric.com.
- Before digging around your home or property, you should always call the state's One Call notification system to locate any underground utility lines. You can do this by simply dialing 811, which will connect you to the One Call system. Be safe and call 811 before you dig.
- Save postage and late charges - sign up for Automated Bill Payment.

Payment Methods

Online at: pplelectric.com

By phone: 1-800-342-5775 or call BillMatrix (service fee applies) at 1-800-672-2413 to pay using Visa, MasterCard, Discover or debit card.

By Mail: 2 North 9th Street CPC-GENN1 Allentown, PA 18101-1175

Correspondence should be sent to: Customer Services 827 Hausman Road Allentown, PA 18104-9392

Other important information on the back of this bill →

051662 1/1



Your Default Supplier Contact Info.

For questions regarding the generation and transmission portions of this bill, please contact your supplier at:

☒ PPL Electric Utilities
Customer Services
827 Hausman Rd
Allentown, PA 18104-9392

Phone:
1-800-342-5775
(1-800-DIAL-PPL)

ppelectric.com

Billing Details

Page 2

Previous Balance	\$14.79
Balance as of Jul 12, 2012	\$14.79
Charges for - PPL Electric Utilities	
General Service Rate: GS1 for Jun 11 - Jul 11	
Distribution Charge:	
Customer Charge	14.00
PA Tax Adj Surcharge at -0.34500000%	-0.05
PA Sales Tax	0.84
Total PPL Electric Utilities Charges	\$14.79
Amount Due By Jul 30, 2012	\$29.58
Account Balance	\$29.58

Manage Your Account

Visit ppelectric.com for self-service options including:

- View your bill, payment, and usage history.
- Make a payment, set up a payment agreement.
- Start/stop service.
- Enroll in paperless billing, automatic bill pay, budget billing.
- Report an outage, check outage status, and more.

View your rate schedule at ppelectric.com/rates or call 1-800-342-5775 to request a copy.

kWh Use By Meter						
Reading Dates	Meter Number	Meter Constant	Meter Reading Previous/Present	Meter Reading Previous/Present	Kilowatt Hours	
Jun 11	Jul 11	10069153	1	94161	94161	0
					Total	0

General Information

Generation prices and charges are set by the electric generation supplier you have chosen. The Public Utility Commission regulates distribution rates and services. The Federal Energy Regulatory Commission regulates transmission prices and services.

PPL Electric Utilities uses about \$0.03 of this bill to pay state taxes and about \$1.69 is used to pay the PA Gross Receipts Tax.

Understanding Your Bill

Act 129 Compliance Rider - Charge to recover costs associated with Energy Efficiency and Conservation programs for customers as approved by the Public Utility Commission.

*Federal I.D. 23-0959590

Customer Charge - Monthly basic distribution charge to cover costs for billing, meter reading, equipment, maintenance and advanced metering when in use.

kWh (Kilowatt-hour) - The basic unit of electric energy for which most customers are charged. The amount of electricity used by ten 100-watt lights left on for 1 hour. Consumers are usually charged for electricity in cents per kilowatt-hour.

State Tax Adjustment Surcharge - Charge or credit on electric rates to reflect changes in various state taxes included in your bill. The surcharge may vary by bill component.

Type(s) of Meter Readings:

Actual - Reading by distribution company.



PPL Electric Utilities

Questions? Please contact us by Sep 27. 1-800-DIAL-PPL (1-800-342-5775) M-F: 8am to 5pm

Visit us online at pplelectric.com

Adjusted Bill

Page 1


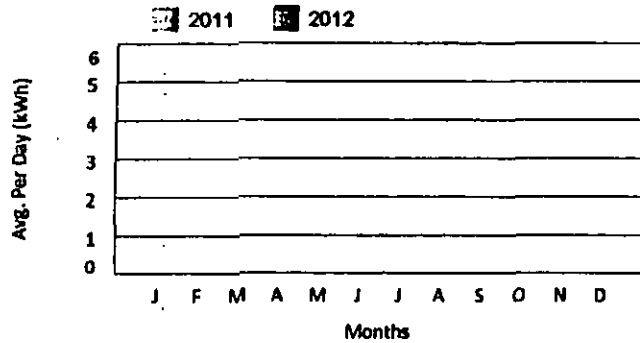
Bill Acct. No.	Due Date	Amount Due
67277-97002	Sep 27, 2012	\$14.79

Your Electric Usage Profile

Service to:
LARRY MOYER
73 WOODS RD, SOLAR PANELS
KLINGERSTOWN, PA 17941

Your next meter reading is on or about Oct 10, 2012.

This section helps you understand your year-to-year electric use by month. Meter readings are actual unless otherwise noted.



Billing Summary

(Billing details on back)

Balance as of Sep 11, 2012	\$0.00
Charges:	
Total PPL Electric Utilities Charges	\$14.79
Total Charges	\$14.79
Amount Due By Sep 27, 2012	\$14.79
Account Balance	\$14.79

PPL Electric Utilities' price to compare for your rate is 10.346 cents per kWh effective 9/1/2012 to 12/31/2012. For a list of supplier offers, visit papowerswitch.com or www.oca.state.pa.us.

Your Message Center

- With paperless billing, you can receive and pay your PPL Electric Utilities bills online. The process is free, quick, convenient and secure. To learn more or sign up, visit pplelectric.com.
- Before digging around your home or property, you should always call the state's One Call notification system to locate any underground utility lines. You can do this by simply dialing 811, which will connect you to the One Call system. Be safe and call 811 before you dig.
- Save postage and late charges - sign up for Automated Bill Payment.

Payment Methods

Online at: pplelectric.com

By phone: 1-800-342-5775 or call BillMatrix (service fee applies) at 1-800-672-2413 to pay using Visa, MasterCard, Discover or debit card.

By Mail:
2 North 9th Street
CPC-GENN1
Allentown, PA 18101-1175

Correspondence should be sent to:
Customer Services
827 Hausman Road
Allentown, PA 18104-9392

Other important information on the back of this bill →

046576 1/1



Your Default Supplier Contact Info.

For questions regarding the generation and transmission portions of this bill, please contact your supplier at:

PPL Electric Utilities
 Customer Services
 827 Hausman Rd
 Allentown, PA 18104-9392
 Phone: 1-800-342-5775
 (1-800-DIAL-PPL)
 pplelectric.com

Manage Your Account

Visit pplectric.com for self-service options including:

- View your bill, payment, and usage history.
- Make a payment, set up a payment agreement.
- Start/stop service.
- Enroll in paperless billing, automatic bill pay, budget billing.
- Report an outage, check outage status, and more.

View your rate schedule at pplectric.com/rates or call 1-800-342-5775 to request a copy.

General Information

Generation prices and charges are set by the electric generation supplier you have chosen. The Public Utility Commission regulates distribution rates and services. The Federal Energy Regulatory Commission regulates transmission prices and services.

PPL Electric Utilities uses about \$0.01 of this bill to pay state taxes and about \$0.82 is used to pay the PA Gross Receipts Tax.

Billing Details - (Bill Acct. 67277-97002)

Previous Balance	\$14.79
Payment Received Aug 27, 2012 - Thank You!	-\$14.79
Balance as of Sep 11, 2012	\$0.00
Charges for - PPL Electric Utilities	
General Service Rate: GS1 for Aug 9 - Sep 10	
Distribution Charge:	
Customer Charge	14.00
PA Tax Adj Surcharge at -0.34500000%	-0.05
PA Sales Tax	0.84
Total PPL Electric Utilities Charges	\$14.79
Amount Due By Sep 27, 2012	\$14.79
Account Balance	\$14.79

kWh Use By Meter						
Reading Dates		Meter Number	Meter Constant	Meter Reading		Kilowatt Hours
Previous/	Present			Previous/	Present	
Aug 9	Sep 10	10069153	1	94161	94161	0
					Total	0

Understanding Your Bill

Act 129 Compliance Rider - Charge to recover costs associated with Energy Efficiency and Conservation programs for customers as approved by the Public Utility Commission.

*Federal I.D. 23-0959590

Customer Charge - Monthly basic distribution charge to cover costs for billing, meter reading, equipment, maintenance and advanced metering when in use.

kWh (Kilowatt-hour) - The basic unit of electric energy for which most customers are charged. The amount of electricity used by ten 100-watt lights left on for 1 hour. Consumers are usually charged for electricity in cents per kilowatt-hour.

State Tax Adjustment Surcharge - Charge or credit on electric rates to reflect changes in various state taxes included in your bill. The surcharge may vary by bill component.

Type(s) of Meter Readings:

Actual - Reading by distribution company.



PPL Electric Utilities

Questions? Please contact us by Oct 29. 1-800-DIAL-PPL (1-800-342-5775) M-F: 8am to 5pm

Visit us online at ppelectric.com

Adjusted Bill

Page 1

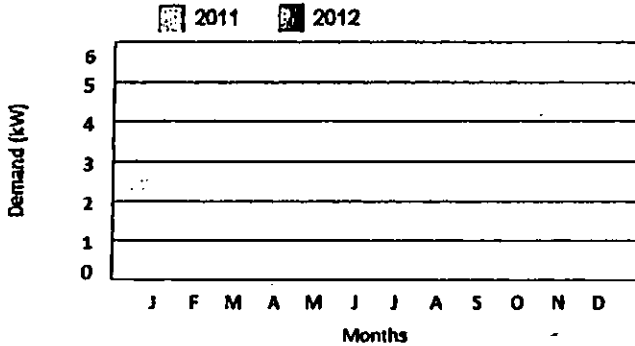
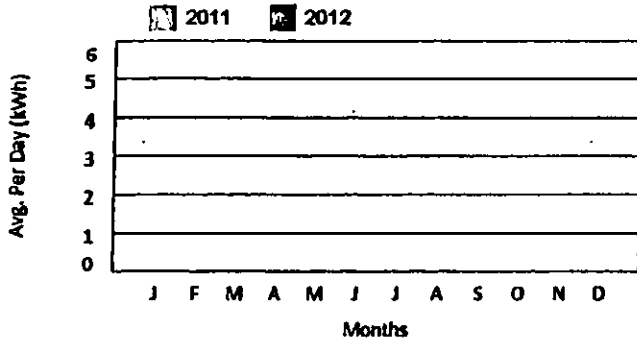
Bill Acct. No.	Due Date	Amount Due
67277-97002	Oct 29, 2012	\$14.79

Your Electric Usage Profile

Service to: LARRY MOYER 73 WOODS RD, SOLAR PANELS KLINGERSTOWN, PA 17941

Your next meter reading is on or about Nov 8, 2012.

This section helps you understand your year-to-year electric use by month. Meter readings are actual unless otherwise noted.



Billing Summary

(Billing details on back)

Balance as of Oct 11, 2012	\$0.00
Charges:	
Total PPL Electric Utilities Charges	\$14.79
Total Charges	\$14.79

Amount Due By Oct 29, 2012: \$14.79

Account Balance \$14.79

PPL Electric Utilities' price to compare for your rate is 10.346 cents per kWh effective 9/1/2012 to 11/30/2012. For a list of supplier offers, visit papowerswitch.com or www.oca.state.pa.us.

Your Message Center

- With paperless billing, you can receive and pay your PPL Electric Utilities bills online. The process is free, quick, convenient and secure. To learn more or sign up, visit ppelectric.com.
- Before digging around your home or property, you should always call the state's One Call notification system to locate any underground utility lines. You can do this by simply dialing 811, which will connect you to the One Call system. Be safe and call 811 before you dig.
- Save postage and late charges - sign up for Automated Bill Payment.

Payment Methods

Online at: ppelectric.com

By phone: 1-800-342-5775 or call BillMatrix (service fee applies) at 1-800-672-2413 to pay using Visa, MasterCard, Discover or debit card.

By Mail: 2 North 9th Street CPC-GENN1 Allentown, PA 18101-1175

Correspondence should be sent to: Customer Services 827 Hausman Road Allentown, PA 18104-9392

Other important information on the back of this bill →

051438 1/1



Your Default Supplier Contact Info.

For questions regarding the generation and transmission portions of this bill, please contact your supplier at:

☒ PPL Electric Utilities
Customer Services
827 Hausman Rd
Allentown, PA 18104-9392

Phone:
① 1-800-342-5775
(1-800-DIAL-PPL)
ppl electric.com

Manage Your Account

Visit ppl electric.com for self-service options including:

- View your bill, payment, and usage history.
- Make a payment, set up a payment agreement.
- Start/stop service.
- Enroll in paperless billing, automatic bill pay, budget billing.
- Report an outage, check outage status, and more.

View your rate schedule at ppl electric.com/rates or call 1-800-342-5775 to request a copy.

General Information

Generation prices and charges are set by the electric generation supplier you have chosen. The Public Utility Commission regulates distribution rates and services. The Federal Energy Regulatory Commission regulates transmission prices and services.

PPL Electric Utilities uses about \$0.01 of this bill to pay state taxes and about \$0.82 is used to pay the PA Gross Receipts Tax.

Understanding Your Bill

Act 129 Compliance Rider - Charge to recover costs associated with Energy Efficiency and Conservation programs for customers as approved by the Public Utility Commission.

Customer Charge - Monthly basic distribution charge to cover costs for billing, meter reading, equipment, maintenance and advanced metering when in use.

kWh (Kilowatt-hour) - The basic unit of electric energy for which most customers are charged. The amount of electricity used by ten 100-watt lights left on for 1 hour. Consumers are usually charged for electricity in cents per kilowatt-hour.

State Tax Adjustment Surcharge - Charge or credit on electric rates to reflect changes in various state taxes included in your bill. The surcharge may vary by bill component.

Type(s) of Meter Readings:

Actual - Reading by distribution company.

Billing Details - (Bill Acct. 67277-97002)

Page 2

Previous Balance	\$14.79
Payment Received Sep 24, 2012 - Thank You!	-\$14.79
Balance as of Oct 11, 2012	\$0.00
Charges for - PPL Electric Utilities	
General Service Rate: GS1 for Sep 10 - Oct 10	
Distribution Charge:	
Customer Charge	14.00
PA Tax Adj Surcharge at -0.34500000%	-0.05
PA Sales Tax	0.84
Total PPL Electric Utilities Charges	\$14.79
Amount Due By Oct 29, 2012	\$14.79
Account Balance	\$14.79

kWh Use By Meter						
Reading Dates		Meter Number	Meter Constant	Meter Reading		Kilowatt Hours
Previous/	Present			Previous/	Present	
Sep 10.	Oct 10	10069153	1	94161	94161	0
Total						0

*Federal I.D. 23-0959590



PPL Electric Utilities

Questions? Please contact us by Nov 29. 1-800-DIAL-PPL (1-800-342-5775) M-F: 8am to 5pm

Visit us online at ppelectric.com

Adjusted Bill

Page 1

Bill Acct. No.	Due Date	Amount Due
67277-97002	Nov 29, 2012	\$14.79

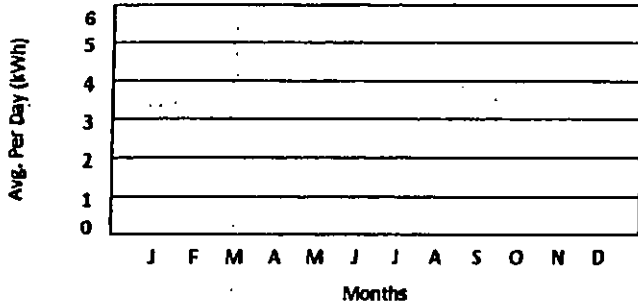
Your Electric Usage Profile

Service to:
LARRY MOYER
73 WOODS RD, SOLAR PANELS
KLINGERSTOWN, PA 17941

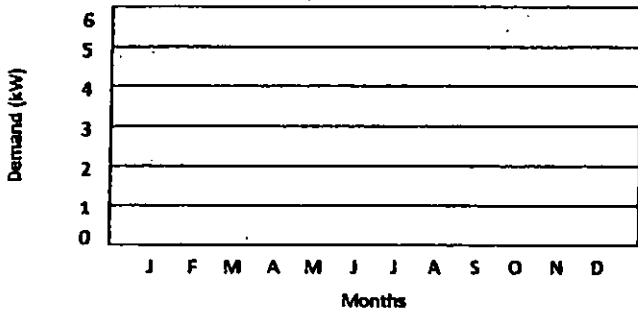
Your next meter reading is on or about Dec 10, 2012.

This section helps you understand your year-to-year electric use by month. Meter readings are actual unless otherwise noted.

2011 2012



2011 2012



Billing Summary

(Billing details on back)

Balance as of Nov 13, 2012 \$0.00

Charges:

Total PPL Electric Utilities Charges \$14.79

Total Charges \$14.79

Amount Due By Nov 29, 2012 \$14.79

Account Balance \$14.79

PPL Electric Utilities' price to compare for your rate is 10.346 cents per kWh effective 9/1/2012 to 11/30/2012. For a list of supplier offers, visit papowerswitch.com or www.oa.state.pa.us.

Your Message Center

- With paperless billing, you can receive and pay your PPL Electric Utilities bills online. The process is free, quick, convenient and secure. To learn more or sign up, visit ppelectric.com.
- Before digging around your home or property, you should always call the state's One Call notification system to locate any underground utility lines. You can do this by simply dialing 811, which will connect you to the One Call system. Be safe and call 811 before you dig.
- Save postage and late charges - sign up for Automated Bill Payment.

Payment Methods

Online at: ppelectric.com

By phone: 1-800-342-5775 or call BillMatrix (service fee applies) at 1-800-672-2413 to pay using Visa, MasterCard, Discover or debit card.

By Mail: 2 North 9th Street CPC-GENN1 Allentown, PA 18101-1175

Correspondence should be sent to: Customer Services 827 Hausman Road Allentown, PA 18104-9392

Other important information on the back of this bill →

056210 1/1



Your Default Supplier Contact Info.

For questions regarding the generation and transmission portions of this bill, please contact your supplier at:

☒ PPL Electric Utilities
Customer Services
827 Hausman Rd
Allentown, PA 18104-9392

Phone:
1-800-342-5775
(1-800-DIAL-PPL)

ppelectric.com

Manage Your Account

Visit ppelectric.com for self-service options including:

- View your bill, payment, and usage history.
- Make a payment, set up a payment agreement.
- Start/stop service.
- Enroll in paperless billing, automatic bill pay, budget billing.
- Report an outage, check outage status, and more.

View your rate schedule at ppelectric.com/rates or call 1-800-342-5775 to request a copy.

General Information

Generation prices and charges are set by the electric generation supplier you have chosen. The Public Utility Commission regulates distribution rates and services. The Federal Energy Regulatory Commission regulates transmission prices and services.

PPL Electric Utilities uses about \$0.01 of this bill to pay state taxes and about \$0.82 is used to pay the PA Gross Receipts Tax.

Understanding Your Bill

Act 129 Compliance Rider - Charge to recover costs associated with Energy Efficiency and Conservation programs for customers as approved by the Public Utility Commission.

Customer Charge - Monthly basic distribution charge to cover costs for billing, meter reading, equipment, maintenance and advanced metering when in use.

kWh (Kilowatt-hour) - The basic unit of electric energy for which most customers are charged. The amount of electricity used by ten 100-watt lights left on for 1 hour. Consumers are usually charged for electricity in cents per kilowatt-hour.

State Tax Adjustment Surcharge - Charge or credit on electric rates to reflect changes in various state taxes included in your bill. The surcharge may vary by bill component.

Type(s) of Meter Readings:

Actual - Reading by distribution company.

Billing Details - (Bill Acct. 67277-97002)

Page 2

Previous Balance	\$14.79
Payment Received Oct 31, 2012 - Thank You!	-\$14.79
Balance as of Nov 13, 2012	\$0.00
Charges for - PPL Electric Utilities	
General Service Rate: GS1 for Oct 10 - Nov 8	
Distribution Charge:	
Customer Charge	14.00
PA Tax Adj Surcharge at -0.34500000%	-0.05
PA Sales Tax	0.84
Total PPL Electric Utilities Charges	\$14.79
Amount Due By Nov 29, 2012	\$14.79
Account Balance	\$14.79

kWh Use By Meter

Reading Dates	Meter Number	Meter Constant	Meter Reading Previous/Present	Kilowatt Hours
Oct 10 Nov 8	10069153	1	94161 94161	0
Total				0

*Federal I.D. 23-0959590



PPL Electric Utilities

Questions? Please contact us by Dec 27. 1-800-DIAL-PPL (1-800-342-5775) M-F: 8am to 5pm

Visit us online at pplelectric.com

Adjusted Bill

Page 1

Bill Acct. No.	Due Date	Amount Due
67277-97002	Dec 27, 2012	\$14.79

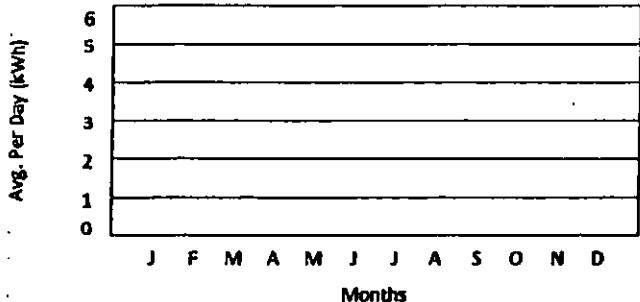
Your Electric Usage Profile

Service to: LARRY MOYER 73 WOODS RD, SOLAR PANELS KLINGERSTOWN, PA 17941

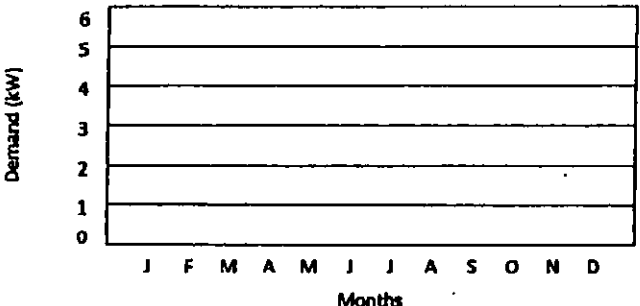
Your next meter reading is on or about Jan 10, 2013.

This section helps you understand your year-to-year electric use by month. Meter readings are actual unless otherwise noted.

2011 2012



2011 2012



Billing Summary

(Billing details on back)

Balance as of Dec 11, 2012	\$0.00
Charges:	
Total PPL Electric Utilities Charges	\$14.79
Total Charges	\$14.79
Amount Due By Dec 27, 2012	\$14.79
Account Balance	\$14.79

PPL Electric Utilities' price to compare for your rate is \$0.10206 per kWh. This changes the 1st of Mar, Jun, Sept, and Dec. Visit papowerswitch.com or www.oca.state.pa.us for supplier offers.

Your Message Center

- With paperless billing, you can receive and pay your PPL Electric Utilities bills online. The process is free, quick, convenient and secure. To learn more or sign up, visit pplelectric.com.
- Before digging around your home or property, you should always call the state's One Call notification system to locate any underground utility lines. You can do this by simply dialing 811, which will connect you to the One Call system. Be safe and call 811 before you dig.
- Save postage and late charges - sign up for Automated Bill Payment.

Payment Methods

Online at: pplelectric.com

By phone: 1-800-342-5775 or call BillMatrix (service fee applies) at 1-800-672-2413 to pay using Visa, MasterCard, Discover or debit card.

By Mail: 2 North 9th Street CPC-GENN1 Allentown, PA 18101-1175

Correspondence should be sent to: Customer Services 827 Hausman Road Allentown, PA 18104-9392

Other important information on the back of this bill →

081303 1/1



Your Default Supplier Contact Info.

For questions regarding the generation and transmission portions of this bill, please contact your supplier at:

PPL Electric Utilities
 Customer Services
 827 Hausman Rd
 Allentown, PA 18104-9392
 Phone: 1-800-342-5775
 (1-800-DIAL-PPL)
 pplelectric.com

Manage Your Account

Visit pplelectric.com for self-service options including:

- View your bill, payment, and usage history.
- Make a payment, set up a payment agreement.
- Start/stop service.
- Enroll in paperless billing, automatic bill pay, budget billing.
- Report an outage, check outage status, and more.

View your rate schedule at pplelectric.com/rates or call 1-800-342-5775 to request a copy.

General Information

Generation prices and charges are set by the electric generation supplier you have chosen. The Public Utility Commission regulates distribution rates and services. The Federal Energy Regulatory Commission regulates transmission prices and services.

PPL Electric Utilities uses about \$0.01 of this bill to pay state taxes and about \$0.82 is used to pay the PA Gross Receipts Tax.

Understanding Your Bill

Act 129 Compliance Rider - Charge to recover costs associated with Energy Efficiency and Conservation programs for customers as approved by the Public Utility Commission.

Customer Charge - Monthly basic distribution charge to cover costs for billing, meter reading, equipment, maintenance and advanced metering when in use.

kWh (Kilowatt-hour) - The basic unit of electric energy for which most customers are charged. The amount of electricity used by ten 100-watt lights left on for 1 hour. Consumers are usually charged for electricity in cents per kilowatt-hour.

State Tax Adjustment Surcharge - Charge or credit on electric rates to reflect changes in various state taxes included in your bill. The surcharge may vary by bill component.

Type(s) of Meter Readings:

Actual - Reading by distribution company.

Billing Details - (Bill Acct. 67277-97002)

Previous Balance	\$14.79
Payment Received Nov 26, 2012 - Thank You!	-\$14.79
Balance as of Dec 11, 2012	\$0.00
Charges for - PPL Electric Utilities	
General Service Rate: GS1 for Nov 8 - Dec 10	
Distribution Charge:	
Customer Charge	14.00
PA Tax Adj Surcharge at -0.34500000%	-0.05
PA Sales Tax	0.84
Total PPL Electric Utilities Charges	\$14.79
Amount Due By Dec 27, 2012	\$14.79
Account Balance	\$14.79

kWh Use By Meter						
Reading Dates		Meter Number	Meter Constant	Meter Reading		Kilowatt Hours
Previous	Present			Previous	Present	
Nov 8	Dec 10	10069153	1	94161	94161	0
					Total	0

*Federal I.D. 23-0959590



PPL Electric Utilities

Questions? Please contact us by Jan 29. 1-800-DIAL-PPL (1-800-342-5775) M-F: 8am to 5pm

Visit us online at pplelectric.com

Adjusted Bill

Page 1

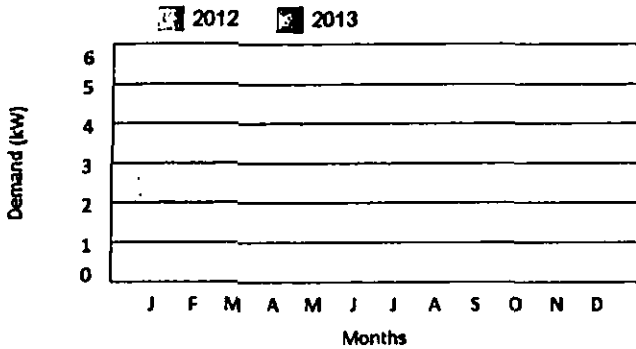
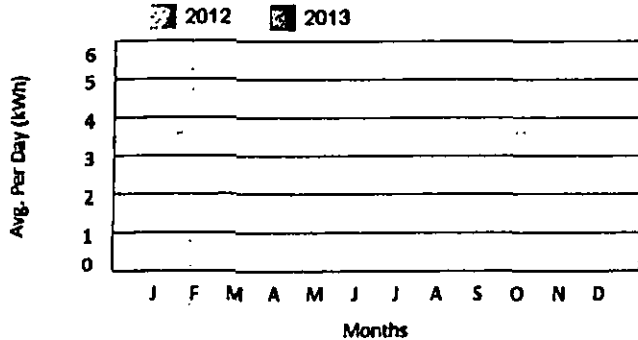
Bill Acct. No.	Due Date	Amount Due
67277-97002	Jan 29, 2013	\$15.52

Your Electric Usage Profile

Service to: LARRY MOYER 73 WOODS RD, SOLAR PANELS KLINGERSTOWN, PA 17941

Your next meter reading is on or about Feb 8, 2013.

This section helps you understand your year-to-year electric use by month. Meter readings are actual unless otherwise noted.



Billing Summary

(Billing details on back)

Balance as of Jan 11, 2013	\$0.00
Charges:	
Total PPL Electric Utilities Charges	\$15.52
Total Charges	\$15.52
Amount Due By Jan 29, 2013	\$15.52
Account Balance	\$15.52

PPL Electric Utilities' price to compare for your rate is \$0.10206 per kWh. This changes the 1st of Mar, Jun, Sept, and Dec. Visit papowerswitch.com or www.oca.state.pa.us for supplier offers.

Your Message Center

- With paperless billing, you can receive and pay your PPL Electric Utilities bills online. The process is free, quick, convenient and secure. To learn more or sign up, visit pplelectric.com.
- Before digging around your home or property, you should always call the state's One Call notification system to locate any underground utility lines. You can do this by simply dialing 811, which will connect you to the One Call system. Be safe and call 811 before you dig.
- Save postage and late charges - sign up for Automated Bill Payment.

Payment Methods

Online at: pplelectric.com

By phone: 1-800-342-5775 or call BillMatrix (service fee applies) at 1-800-672-2413 to pay using Visa, MasterCard, Discover or debit card.

By Mail: 2 North 9th Street CPC-GENN1 Allentown, PA 18101-1175

Correspondence should be sent to: Customer Services 827 Hausman Road Allentown, PA 18104-9392

Other important information on the back of this bill →

051908 V1

051908 V1

Your Default Supplier Contact Info.

For questions regarding the generation and transmission portions of this bill, please contact your supplier at:

PPL Electric Utilities
 Customer Services
 827 Hausman Rd
 Allentown, PA 18104-9392
 Phone: 1-800-342-5775
 (1-800-DIAL-PPL)
 pplelectric.com

Manage Your Account

Visit pplelectric.com for self-service options including:

- View your bill, payment, and usage history.
- Make a payment, set up a payment agreement.
- Start/stop service.
- Enroll in paperless billing, automatic bill pay, budget billing.
- Report an outage, check outage status, and more.

View your rate schedule at pplelectric.com/rates or call 1-800-342-5775 to request a copy.

General Information

Generation prices and charges are set by the electric generation supplier you have chosen. The Public Utility Commission regulates distribution rates and services. The Federal Energy Regulatory Commission regulates transmission prices and services.

PPL Electric Utilities uses about \$0.01 of this bill to pay state taxes and about \$0.86 is used to pay the PA Gross Receipts Tax.

Understanding Your Bill

Act 129 Compliance Rider - Charge to recover costs associated with Energy Efficiency and Conservation programs for customers as approved by the Public Utility Commission.

Competitive Enhancement Rider - Charge to recover costs related to implementing the Public Utility Commission's retail market enhancement programs, including certain consumer education costs.

Customer Charge - Monthly basic distribution charge to cover costs for billing, meter reading, equipment, maintenance and advanced metering when in use.

kWh (Kilowatt-hour) - The basic unit of electric energy for which most customers are charged. The amount of electricity used by ten 100-watt lights left on for 1 hour. Consumers are usually charged for electricity in cents per kilowatt-hour.

State Tax Adjustment Surcharge - Charge or credit on electric rates to reflect changes in various state taxes included in your bill. The surcharge may vary by bill component.

Billing Details - (Bill Acct. 67277-97002)

Previous Balance	\$14.79
Payment Received Dec 21, 2012 - Thank You!	-\$14.79
Balance as of Jan 11, 2013	\$0.00
Charges for - PPL Electric Utilities	
General Service Rate: GS1 for Dec 10 - Jan 10	
Distribution Charge:	
Customer Charge	14.65
Competitive Enhancement Rider	0.03
PA Tax Adj Surcharge at -0.25725700%	-0.04
PA Sales Tax	0.88
Total PPL Electric Utilities Charges	\$15.52
Amount Due By Jan 29, 2013	\$15.52
Account Balance	\$15.52

kWh Use By Meter						
Reading Dates		Meter	Meter	Meter Reading		Kilowatt
Previous/	Present	Number	Constant	Previous/	Present	Hours
Dec 10	Jan 10	10069153	1	94161	94161	0
Total						0

Type(s) of Meter Readings:
Actual - Reading by distribution company.

*Federal I.D. 23-0959590



PPL Electric Utilities

Questions? Please contact us by Feb 27. 1-800-DIAL-PPL (1-800-342-5775) M-F: 8am to 5pm

Visit us online at pplelectric.com

Adjusted Bill

Page 1

Bill (Acct. No.)	Due Date	Amount Due
67277-97002	Feb 27, 2013	\$17.03

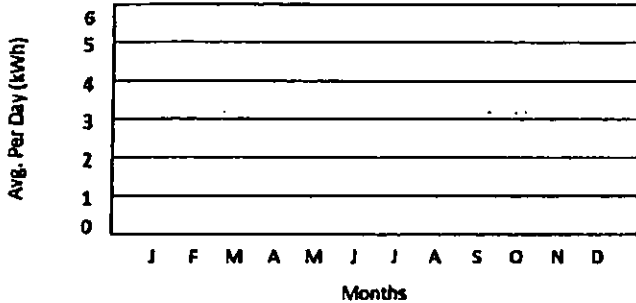
Your Electric Usage Profile

Service to:
LARRY MOYER
73 WOODS RD, SOLAR PANELS
KLINGERSTOWN, PA 17941

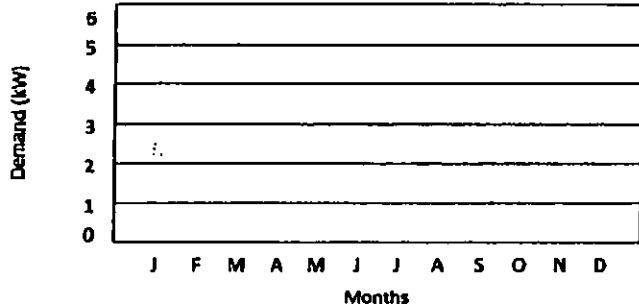
Your next meter reading is on or about Mar 11, 2013.

This section helps you understand your year-to-year electric use by month. Meter readings are actual unless otherwise noted.

2012 2013



2012 2013



Billing Summary

(Billing details on back)

Balance as of Feb 11, 2013 \$0.00

Charges:
Total PPL Electric Utilities Charges \$17.03

Total Charges \$17.03

Amount Due By Feb 27, 2013 \$17.03

Account Balance \$17.03

PPL Electric Utilities' price to compare for your rate is \$0.10206 per kWh. This changes the 1st of Mar, Jun, Sept, and Dec. Visit papowerswitch.com or www.oca.state.pa.us for supplier offers.

Your Message Center

- With paperless billing, you can receive and pay your PPL Electric Utilities bills online. The process is free, quick, convenient and secure. To learn more or sign up, visit pplelectric.com.
- Before digging around your home or property, you should always call the state's One Call notification system to locate any underground utility lines. You can do this by simply dialing 811, which will connect you to the One Call system. Be safe and call 811 before you dig.
- Save postage and late charges - sign up for Automated Bill Payment.

Payment Methods

Online at: pplelectric.com

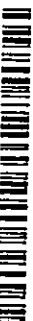
By phone: 1-800-342-5775 or call BillMatrix (service fee applies) at 1-800-672-2413 to pay using Visa, MasterCard, Discover or debit card.

By Mail:
2 North 9th Street
CPC-GENN1
Allentown, PA 18101-1175

Correspondence should be sent to:
Customer Services
827 Hausman Road
Allentown, PA 18104-9392

Other important information on the back of this bill →

061283 1/1



Your Default Supplier Contact Info.

For questions regarding the generation and transmission portions of this bill, please contact your supplier at:

PPL Electric Utilities
 Customer Services
 827 Hausman Rd
 Allentown, PA 18104-9392
 Phone: 1-800-342-5775
 (1-800-DIAL-PPL)
 pplelectric.com

Manage Your Account

Visit pplectric.com for self-service options including:

- View your bill, payment, and usage history.
- Make a payment, set up a payment agreement.
- Start/stop service.
- Enroll in paperless billing, automatic bill pay, budget billing.
- Report an outage, check outage status, and more.

View your rate schedule at pplectric.com/rates or call 1-800-342-5775 to request a copy.

General Information

Generation prices and charges are set by the electric generation supplier you have chosen. The Public Utility Commission regulates distribution rates and services. The Federal Energy Regulatory Commission regulates transmission prices and services.

PPL Electric Utilities uses about \$0.01 of this bill to pay state taxes and about \$0.94 is used to pay the PA Gross Receipts Tax.

Understanding Your Bill

Act 129 Compliance Rider - Charge to recover costs associated with Energy Efficiency and Conservation programs for customers as approved by the Public Utility Commission.

Competitive Enhancement Rider - Charge to recover costs related to implementing the Public Utility Commission's retail market enhancement programs, including certain consumer education costs.

Customer Charge - Monthly basic distribution charge to cover costs for billing, meter reading, equipment, maintenance and advanced metering when in use.

kWh (Kilowatt-hour) - The basic unit of electric energy for which most customers are charged. The amount of electricity used by ten 100-watt lights left on for 1 hour. Consumers are usually charged for electricity in cents per kilowatt-hour.

State Tax Adjustment Surcharge - Charge or credit on electric rates to reflect changes in various state taxes included in your bill. The surcharge may vary by bill component.

Billing Details - (Bill Acct. 67277-97002)

Previous Balance	\$15.52
Payment Received Jan 25, 2013 - Thank You!	-\$15.52
Balance as of Feb 11, 2013	\$0.00
Charges for - PPL Electric Utilities	
General Service Rate: GS1 for Jan 10 - Feb 8	
Distribution Charge:	
Customer Charge	16.00
Competitive Enhancement Rider	0.08
PA Tax Adj Surcharge at -0.073000000%	-0.01
PA Sales Tax	0.96
Total PPL Electric Utilities Charges	\$17.03
Amount Due By Feb 27, 2013	\$17.03
Account Balance	\$17.03

kWh Use By Meter						
Reading Dates		Meter Number	Meter Constant	Meter Reading		Kilowatt Hours
Previous/	Present			Previous/	Present	
Jan 10	Feb 8	10069153	1	94161	94161	0
					Total	0

Type(s) of Meter Readings:
Actual - Reading by distribution company.

*Federal I.D. 23-0959590



PPL Electric Utilities

Questions? Please contact us by Mar 28. 1-800-DIAL-PPL (1-800-342-5775) M-F: 8am to 5pm

Visit us online at ppelectric.com

Adjusted Bill

Page 1


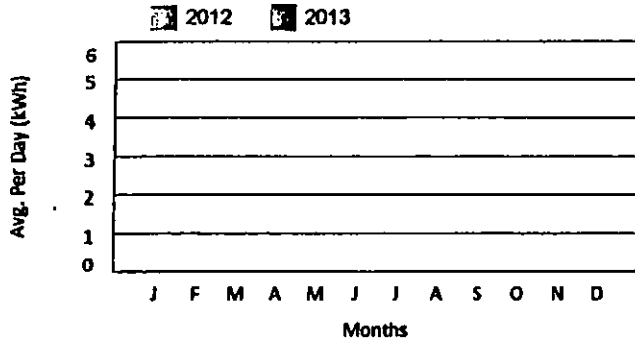
Bill Acct No.	Due Date	Amount Due
67277-97002	Mar 28, 2013	\$17.03

Your Electric Usage Profile

Service to:
LARRY MOYER
73 WOODS RD, SOLAR PANELS
KLINGERSTOWN, PA 17941

Your next meter reading is on or about Apr 10, 2013.

This section helps you understand your year-to-year electric use by month. Meter readings are actual unless otherwise noted.



Billing Summary

(Billing details on back)

Balance as of Mar 12, 2013	\$0.00
Charges:	
Total PPL Electric Utilities Charges	\$17.03
Total Charges	\$17.03
Amount Due By Mar 28, 2013	\$17.03
Account Balance	\$17.03

PPL Electric Utilities' price to compare for your rate is \$0.10814 per kWh. This changes the 1st of Mar, Jun, Sept, and Dec. Visit papowerswitch.com or www.oca.state.pa.us for supplier offers.

Your Message Center

- With paperless billing, you can receive and pay your PPL Electric Utilities bills online. The process is free, quick, convenient and secure. To learn more or sign up, visit ppelectric.com.
- Before digging around your home or property, you should always call the state's One Call notification system to locate any underground utility lines. You can do this by simply dialing 811, which will connect you to the One Call system. Be safe and call 811 before you dig.
- Save postage and late charges - sign up for Automated Bill Payment.

Payment Methods

Online at: ppelectric.com


By phone: 1-800-342-5775 or call BillMatrix (service fee applies) at 1-800-672-2413 to pay using Visa, MasterCard, Discover or debit card.

By Mail:
2 North 9th Street
CPC-GENN1
Allentown, PA 18101-1175

Correspondence should be sent to:
Customer Services
827 Hausman Road
Allentown, PA 18104-9392

Other important information on the back of this bill →

057004 1/1



Your Default Supplier Contact Info.

For questions regarding the generation and transmission portions of this bill, please contact your supplier at:

PPL Electric Utilities Customer Services
 827 Hausman Rd
 Allentown, PA 18104-9392
 Phone: 1-800-342-5775
 (1-800-DIAL-PPL)
ppllectric.com

Manage Your Account

Visit ppllectric.com for self-service options including:

- View your bill, payment, and usage history.
- Make a payment, set up a payment agreement.
- Start/stop service.
- Enroll in paperless billing, automatic bill pay, budget billing.
- Report an outage, check outage status, and more.

View your rate schedule at ppllectric.com/rates or call 1-800-342-5775 to request a copy.

General Information

Generation prices and charges are set by the electric generation supplier you have chosen. The Public Utility Commission regulates distribution rates and services. The Federal Energy Regulatory Commission regulates transmission prices and services.

PPL Electric Utilities uses about \$0.01 of this bill to pay state taxes and about \$0.94 is used to pay the PA Gross Receipts Tax.

Understanding Your Bill

Act 129 Compliance Rider - Charge to recover costs associated with Energy Efficiency and Conservation programs for customers as approved by the Public Utility Commission.

Competitive Enhancement Rider - Charge to recover costs related to implementing the Public Utility Commission's retail market enhancement programs, including certain consumer education costs.

Customer Charge - Monthly basic distribution charge to cover costs for billing, meter reading, equipment, maintenance and advanced metering when in use.

kWh (Kilowatt-hour) - The basic unit of electric energy for which most customers are charged. The amount of electricity used by ten 100-watt lights left on for 1 hour. Consumers are usually charged for electricity in cents per kilowatt-hour.

State Tax Adjustment Surcharge - Charge or credit on electric rates to reflect changes in various state taxes included in your bill. The surcharge may vary by bill component.

Billing Details - (Bill Acct. 67277-97002)

Previous Balance	\$17.03
Payment Received Feb 22, 2013 - Thank You!	-\$17.03
Balance as of Mar 12, 2013	\$0.00
Charges for - PPL Electric Utilities	
General Service Rate: GS1 for Feb 8 - Mar 11	
Distribution Charge:	
Customer Charge	16.00
Competitive Enhancement Rider	0.08
PA Tax Adj Surcharge at -0.073000000%	-0.01
PA Sales Tax	0.96
Total PPL Electric Utilities Charges	\$17.03
Amount Due By Mar 28, 2013	\$17.03
Account Balance	\$17.03

kWh Use By Meter						
Reading Dates	Meter	Meter	Meter Reading	Meter Reading	Kilowatt	
Previous/Present	Number	Constant	Previous/Present	Previous/Present	Hours	
Feb 8	Mar 11	10069153	1	94161	94161	0
-Total-					0	

Type(s) of Meter Readings:
Actual - Reading by distribution company.

*Federal I.D. 23-0959590



PPL Electric Utilities

Questions? Please contact us by Apr 29. 1-800-DIAL-PPL (1-800-342-5775) M-F: 8am to 5pm

Visit us online at pplelectric.com

Adjusted Bill

Page 1

Bill Acct. No.	Due Date	Amount Due
67277-97002	Apr 29, 2013	\$17.03

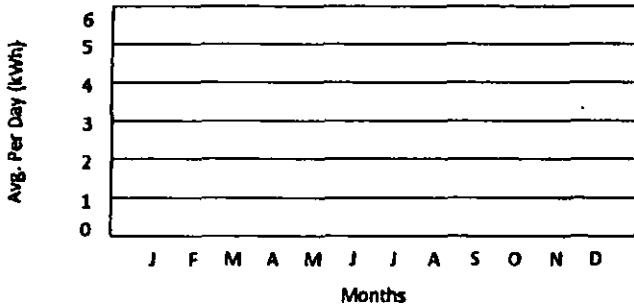
Your Electric Usage Profile

Service to:
LARRY MOYER
73 WOODS RD, SOLAR PANELS
KLINGERSTOWN, PA 17941

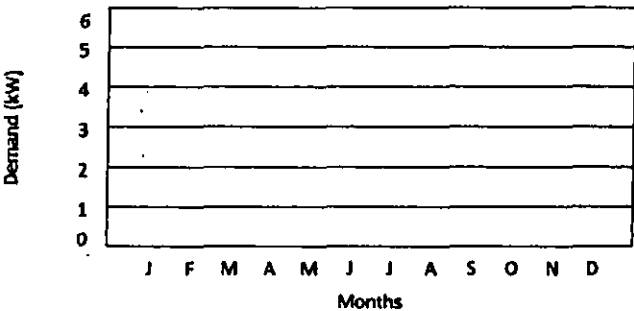
Your next meter reading is on or about May 10, 2013.

This section helps you understand your year-to-year electric use by month. Meter readings are actual unless otherwise noted.

2012 2013



2012 2013



Billing Summary

(Billing details on back)

Balance as of Apr 11, 2013	\$0.00
Charges:	
Total PPL Electric Utilities Charges	\$17.03
Total Charges	\$17.03
Amount Due By Apr 29, 2013	\$17.03
Account Balance	\$17.03

CK \$758

PPL Electric Utilities' price to compare for your rate is \$0.10814 per kWh. This changes the 1st of Mar, Jun, Sept, and Dec. Visit papowerswitch.com or www.oca.state.pa.us for supplier offers.

Your Message Center

- With paperless billing, you can receive and pay your PPL Electric Utilities bills online. The process is free, quick, convenient and secure. To learn more or sign up, visit pplelectric.com.
- Before digging around your home or property, you should always call the state's One Call notification system to locate any underground utility lines. You can do this by simply dialing 811, which will connect you to the One Call system. Be safe and call 811 before you dig.
- Save postage and late charges - sign up for Automated Bill Payment.

Payment Methods

Online at: pplelectric.com


By phone: 1-800-342-5775 or call BillMatrix (service fee applies) at 1-800-672-2413 to pay using Visa, MasterCard, Discover or debit card.

By Mail:
2 North 9th Street
CPC-GENN1
Allentown, PA 18101-1175

Correspondence should be sent to:
Customer Services
827 Hausman Road
Allentown, PA 18104-9392

Other important information on the back of this bill →

061153 1/1



Your Default Supplier Contact Info.

For questions regarding the generation and transmission portions of this bill, please contact your supplier at:

PPL Electric Utilities
 Customer Services
 827 Hausman Rd
 Allentown, PA 18104-9392
 Phone: 1-800-342-5775
 (1-800-DIAL-PPL)
 pplelectric.com

Manage Your Account

Visit pplectric.com for self-service options including:

- View your bill, payment, and usage history.
- Make a payment, set up a payment agreement.
- Start/stop service.
- Enroll in paperless billing, automatic bill pay, budget billing.
- Report an outage, check outage status, and more.

View your rate schedule at pplectric.com/rates or call 1-800-342-5775 to request a copy.

General Information

Generation prices and charges are set by the electric generation supplier you have chosen. The Public Utility Commission regulates distribution rates and services. The Federal Energy Regulatory Commission regulates transmission prices and services.

PPL Electric Utilities uses about \$0.01 of this bill to pay state taxes and about \$0.94 is used to pay the PA Gross Receipts Tax.

Understanding Your Bill

Act 129 Compliance Rider - Charge to recover costs associated with Energy Efficiency and Conservation programs for customers as approved by the Public Utility Commission.

Competitive Enhancement Rider - Charge to recover costs related to implementing the Public Utility Commission's retail market enhancement programs, including certain consumer education costs.

Customer Charge - Monthly basic distribution charge to cover costs for billing, meter reading, equipment, maintenance and advanced metering when in use.

kWh (Kilowatt-hour) - The basic unit of electric energy for which most customers are charged. The amount of electricity used by ten 100-watt lights left on for 1 hour. Consumers are usually charged for electricity in cents per kilowatt-hour.

State Tax Adjustment Surcharge - Charge or credit on electric rates to reflect changes in various state taxes included in your bill. The surcharge may vary by bill component.

Billing Details - (Bill Acct. 67277-97002)

Previous Balance	\$17.03
Payment Received Mar 25, 2013 - Thank You!	-\$17.03
Balance as of Apr 11, 2013	\$0.00
Charges for - PPL Electric Utilities	
General Service Rate: GS1 for Mar 11 - Apr 10	
Distribution Charge:	
Customer Charge	16.00
Competitive Enhancement Rider	0.08
PA Tax Adj Surcharge at -0.07300000%	-0.01
PA Sales Tax	0.96
Total PPL Electric Utilities Charges	\$17.03
Amount Due By Apr 29, 2013	\$17.03
Account Balance	\$17.03

kWh Use By Meter						
Reading Dates		Meter	Meter	Meter Reading		Kilowatt
Previous/	Present	Number	Constant	Previous/	Present	Hours
Mar 11	Apr 10	10069153	1	94161	94161	0
					Total	0

Type(s) of Meter Readings:
Actual - Reading by distribution company.

*Federal I.D. 23-0959590



PPL Electric Utilities

Questions? Please contact us by Jul 2. 1-800-DIAL-PPL (1-800-342-5775) M-F: 8am to 5pm

Visit us online at pplelectric.com

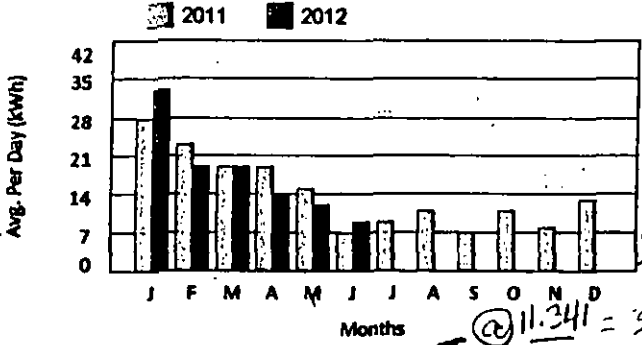
Bill Acct. No.	Due Date	Amount Due
06476-21001		NONE

Your Electric Usage Profile

Service to: LARRY MOYER 73 WOODS RD KLINGERSTOWN, PA 17941

Meter: 49749430 Your next meter reading is on or about Jul 11, 2012.

This section helps you understand your year-to-year electric use by month. Meter readings are actual unless otherwise noted.



Billing Summary

(Billing details on back)

Balance as of Jun 11, 2012	\$0.00
Charges:	
Total PPL Electric Utilities Charges	-\$50.30
Total Charges	-\$50.30
Account Balance	-\$50.30

PPL Electric Utilities' price to compare for your rate is 7.993 cents per kWh effective 6/1/2012 to 8/31/2012. For a list of supplier offers, visit papowerswitch.com or www.oqa.state.pa.us.

Your Message Center

- With paperless billing, you can receive and pay your PPL Electric Utilities bills online. The process is free, quick, convenient and secure. To learn more or sign up, visit pplelectric.com.
- Information about appliance energy use and tips on saving energy are available through the Energy Library on our Web site, pplelectric.com.
- Before digging around your home or property, you should always call the state's One Call notification system to locate any underground utility lines. You can do this by simply dialing 811, which will connect you to the One Call system. Be safe and call 811 before you dig.

Monthly Comparison	Days Billed	kWh	Average kWh/Day	Average Temp.
Jun 2012	32	281	9	65F
Jun 2011	30	217	7	67F

Billing Period	Type	Reading
Jun 11	Actual	37469
May 10	Actual	37188
32 Days	kWh Billed	281

Yearly Comparison	Total Use	Avg. Monthly
Jul 2011 - Jun 2012	5118	427
Jul 2010 - Jun 2011	5194	433

Payment Methods

- Online at: pplelectric.com
 - By phone: 1-800-342-5775 or call BillMatrix (service fee applies) at 1-800-672-2413 to pay using Visa, MasterCard, Discover or debit card.
 - By Mail: 2 North 9th Street CPC-GENN1 Allentown, PA 18101-1175
- Correspondence should be sent to: Customer Services 827 Hausman Road Allentown, PA 18104-9392

Other important information on the back of this bill →

Bill Acct. No.	Due Date	Amount Due
06476-21001		NONE

5/1/13
 on phone with Energy
 Cust. ch. =
 281 kWh @ 11.341 = 31.87



PPL Electric Utilities

MB 01 057732 88610 B 212 A



LARRY MOYER 370 W JOHNSON ST UNIT C1 PHILADELPHIA, PA 19144-3119

PPL ELECTRIC UTILITIES 2 NORTH 9TH STREET CPC-GENN1 ALLENTOWN, PA 18101-1175



Your Default Supplier Contact Info.

For questions regarding the generation and transmission portions of this bill, please contact your supplier at:

PPL Electric Utilities
Customer Services
827 Hausman Rd
Allentown, PA 18104-9392

Phone:
1-800-342-5775
(1-800-DIAL-PPL)

ppelectric.com

Manage Your Account

Visit ppelectric.com for self-service options including:

- View your bill, payment, and usage history.
- Make a payment, set up a payment agreement.
- Start/stop service.
- Enroll in paperless billing, automatic bill pay, budget billing.
- Report an outage, check outage status, and more.

View your rate schedule at ppelectric.com/rates or call 1-800-342-5775 to request a copy.

General Information

Generation prices and charges are set by the electric generation supplier you have chosen. The Public Utility Commission regulates distribution rates and services. The Federal Energy Regulatory Commission regulates transmission prices and services.

Understanding Your Bill

Customer Charge - Monthly basic distribution charge to cover costs for billing, meter reading, equipment, maintenance and advanced metering when in use.

Distribution Charge - Charge for the use of local wires, transformers, substations and other equipment used to deliver electricity to end-use consumers from the high voltage transmission lines.

Generation Charge - Charge for the production of electricity.

kWh (Kilowatt-hour) - The basic unit of electric energy for which most customers are charged. The amount of electricity used by ten 100-watt lights left on for 1 hour. Consumers are usually charged for electricity in cents per kilowatt-hour.

Rate RS - Rate for service to a private home.

State Tax Adjustment Surcharge - Charge or credit on electric rates to reflect changes in various state taxes included in your bill. The surcharge may vary by bill component.

Billing Details

Charges for - PPL Electric Utilities	
Residential Rate: RS for May 10 - Jun 11	
Distribution Charge:	
Customer Charge	8.75
281 kWh at 3.36228100¢ per kWh	9.44
PA Tax Adj Surcharge at -0.34500000%	-0.06
Transmission Charge:	
281 kWh at 0.72965600¢ per kWh	2.05
PA Tax Adj Surcharge at -0.28400000%	-0.01
Generation Charge:	
Capacity and Energy	
281 kWh at 6.59006100¢ per kWh	18.52
PA Tax Adj Surcharge at -0.28400000%	-0.05
Total PPL Electric Utilities Charges	\$38.64
Other Charges for PPL Electric Utilities	
Excess Credit	-88.94
Total of Other Charges	\$-88.94
Account Balance	-\$50.30

Source?



PPL Electric Utilities

Questions? Please contact us by Aug 1. 1-800-DIAL-PPL (1-800-342-5775) M-F: 8am to 5pm

Visit us online at pplelectric.com

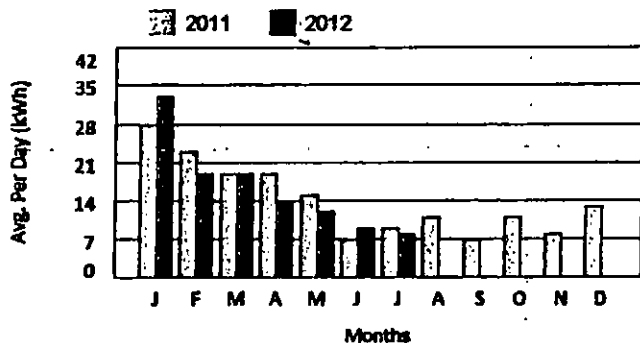
Bill Acct. No.	Due Date	Amount Due
06476-21001		NONE

Your Electric Usage Profile

Service to: LARRY MOYER 73 WOODS RD KLINGERSTOWN, PA 17941

Meter: 49749430 Your next meter reading is on or about Aug 9, 2012.

This section helps you understand your year-to-year electric use by month. Meter readings are actual unless otherwise noted.



Monthly Comparison	Days Billed	kWh	Average kWh/Day	Average Temp.
Jul 2012	30	236	8	73F
Jul 2011	32	303	9	71F

Billing Period	Type	Reading
Jul 11	Actual	37705
Jun 11	Actual	37469
30 Days	kWh Billed	236

Yearly Comparison	Total Use	Avg. Monthly
Aug 2011 - Jul 2012	5051	421
Aug 2010 - Jul 2011	5243	437

Billing Summary

(Billing details on back)

Balance as of Jul 11, 2012	\$0.00
Charges:	
Total PPL Electric Utilities Charges	-\$46.68
Total Charges	-\$46.68
Account Balance	-\$46.68

PPL Electric Utilities' price to compare for your rate is 7.993 cents per kWh effective 6/1/2012 to 8/31/2012. For a list of supplier offers, visit papowerswitch.com or www.oca.state.pa.us.

Your Message Center

- With paperless billing, you can receive and pay your PPL Electric Utilities bills online. The process is free, quick, convenient and secure. To learn more or sign up, visit pplelectric.com.
- Information about appliance energy use and tips on saving energy are available through the Energy Library on our Web site, pplelectric.com.
- Before digging around your home or property, you should always call the state's One Call notification system to locate any underground utility lines. You can do this by simply dialing 811, which will connect you to the One Call system. Be safe and call 811 before you dig.

Payment Methods

Online at: pplelectric.com

By phone: 1-800-342-5775 or call BillMatrix (service fee applies) at 1-800-672-2413 to pay using Visa, MasterCard, Discover or debit card.

By Mail: 2 North 9th Street CPC-GENN1 Allentown, PA 18101-1175

Correspondence should be sent to: Customer Services 827 Hausman Road Allentown, PA 18104-9392

Other important information on the back of this bill →



PPL Electric Utilities

Bill Acct. No.	Due Date	Amount Due
06476-21001		NONE

MB 01 058245 05465 B 210 A



LARRY MOYER 370 W JOHNSON ST UNIT C1 PHILADELPHIA, PA 19144-3119

PPL ELECTRIC UTILITIES 2 NORTH 9TH STREET CPC-GENN1 ALLENTOWN, PA 18101-1175



Your Default Supplier Contact Info.

For questions regarding the generation and transmission portions of this bill, please contact your supplier at:

✉ PPL Electric Utilities Phone: ① 1-800-342-5775
Customer Services (1-800-DIAL-PPL)
827 Hausman Rd
Allentown, PA 18104-9392
pplelectric.com

Manage Your Account

Visit pplelectric.com for self-service options including:

- View your bill, payment, and usage history.
- Make a payment, set up a payment agreement.
- Start/stop service.
- Enroll in paperless billing, automatic bill pay, budget billing.
- Report an outage, check outage status, and more.

View your rate schedule at pplelectric.com/rates or call 1-800-342-5775 to request a copy.

General Information

Generation prices and charges are set by the electric generation supplier you have chosen. The Public Utility Commission regulates distribution rates and services. The Federal Energy Regulatory Commission regulates transmission prices and services.

Understanding Your Bill

Customer Charge - Monthly basic distribution charge to cover costs for billing, meter reading, equipment, maintenance and advanced metering when in use.

Distribution Charge - Charge for the use of local wires, transformers, substations and other equipment used to deliver electricity to end-use consumers from the high voltage transmission lines.

Generation Charge - Charge for the production of electricity.

kWh (Kilowatt-hour) - The basic unit of electric energy for which most customers are charged. The amount of electricity used by ten 100-watt lights left on for 1 hour. Consumers are usually charged for electricity in cents per kilowatt-hour.

Rate RS - Rate for service to a private home.

State Tax Adjustment Surcharge - Charge or credit on electric rates to reflect changes in various state taxes included in your bill. The surcharge may vary by bill component.

Billing Details

Charges for - PPL Electric Utilities	
Residential Rate: RS for Jun 11 - Jul 11	
Distribution Charge:	
Customer Charge	8.75
236 kWh at 3.35900000¢ per kWh	7.93
PA Tax Adj Surcharge at -0.34500000%	-0.06
Transmission Charge:	
236 kWh at 0.68700000¢ per kWh	1.62
Generation Charge:	
Capacity and Energy	
236 kWh at 7.32900000¢ per kWh	17.30
PA Tax Adj Surcharge at -0.28400000%	-0.05
Total PPL Electric Utilities Charges	\$35.49
Other Charges for PPL Electric Utilities	
Excess Credit	-82.17
Total of Other Charges	-\$82.17
Account Balance	-\$46.68

Transmission Charge - Charge for moving high voltage electricity from a generation facility to the distribution lines of an electric distribution company.

Type(s) of Meter Readings:

Actual - Reading by distribution company.

Your Default Supplier Contact Info.

For questions regarding the generation and transmission portions of this bill, please contact your supplier at:

☒ PPL Electric Utilities
Customer Services
827 Hausman Rd
Allentown, PA 18104-9392

Phone:
1-800-342-5775
(1-800-DIAL-PPL)

ppelectric.com

Manage Your Account

Visit ppelectric.com for self-service options including:

- View your bill, payment, and usage history.
- Make a payment, set up a payment agreement.
- Start/stop service.
- Enroll in paperless billing, automatic bill pay, budget billing.
- Report an outage, check outage status, and more.

View your rate schedule at ppelectric.com/rates or call 1-800-342-5775 to request a copy.

General Information

Generation prices and charges are set by the electric generation supplier you have chosen. The Public Utility Commission regulates distribution rates and services. The Federal Energy Regulatory Commission regulates transmission prices and services.

Understanding Your Bill

Customer Charge - Monthly basic distribution charge to cover costs for billing, meter reading, equipment, maintenance and advanced metering when in use.

Distribution Charge - Charge for the use of local wires, transformers, substations and other equipment used to deliver electricity to end-use consumers from the high voltage transmission lines.

Generation Charge - Charge for the production of electricity.

kWh (Kilowatt-hour) - The basic unit of electric energy for which most customers are charged. The amount of electricity used by ten 100-watt lights left on for 1 hour. Consumers are usually charged for electricity in cents per kilowatt-hour.

Rate RS - Rate for service to a private home.

State Tax Adjustment Surcharge - Charge or credit on electric rates to reflect changes in various state taxes included in your bill. The surcharge may vary by bill component.

Billing Details - (Bill Acct. 06476-21001)

Charges for - PPL Electric Utilities	
Residential Rate: RS for Jul 11 - Aug 9	
Distribution Charge:	
Customer Charge	8.75
299 kWh at 3.35900000¢ per kWh	10.05
PA Tax Adj Surcharge at -0.34500000%	-0.06
Transmission Charge:	
299 kWh at 0.68700000¢ per kWh	2.05
PA Tax Adj Surcharge at -0.28400000%	-0.01
Generation Charge:	
Capacity and Energy	
299 kWh at 7.32900000¢ per kWh	21.92
PA Tax Adj Surcharge at -0.28400000%	-0.06
Total PPL Electric Utilities Charges	\$42.64
Other Charges for PPL Electric Utilities	
Excess Credit	-73.44
Total of Other Charges	\$-73.44
Account Balance	-\$30.80

Your Default Supplier Contact Info.

For questions regarding the generation and transmission portions of this bill, please contact your supplier at:

☒ PPL Electric Utilities
Customer Services
827 Hausman Rd
Allentown, PA 18104-9392

Phone:
1-800-342-5775
(1-800-DIAL-PPL)

pplelectric.com

Manage Your Account

Visit pplelectric.com for self-service options including:

- View your bill, payment, and usage history.
- Make a payment, set up a payment agreement.
- Start/stop service.
- Enroll in paperless billing, automatic bill pay, budget billing.
- Report an outage, check outage status, and more.

View your rate schedule at pplelectric.com/rates or call 1-800-342-5775 to request a copy.

General Information

Generation prices and charges are set by the electric generation supplier you have chosen. The Public Utility Commission regulates distribution rates and services. The Federal Energy Regulatory Commission regulates transmission prices and services.

Understanding Your Bill

Customer Charge - Monthly basic distribution charge to cover costs for billing, meter reading, equipment, maintenance and advanced metering when in use.

Distribution Charge - Charge for the use of local wires, transformers, substations and other equipment used to deliver electricity to end-use consumers from the high voltage transmission lines.

Generation Charge - Charge for the production of electricity.

kWh (Kilowatt-hour) - The basic unit of electric energy for which most customers are charged. The amount of electricity used by ten 100-watt lights left on for 1 hour. Consumers are usually charged for electricity in cents per kilowatt-hour.

Rate RS - Rate for service to a private home.

State Tax Adjustment Surcharge - Charge or credit on electric rates to reflect changes in various state taxes included in your bill. The surcharge may vary by bill component.

Billing Details - (Bill Acct. 06476-21001)

Charges for - PPL Electric Utilities	
Residential Rate: RS for Aug 9 - Sep 10	
Distribution Charge:	
Customer Charge	8.75
272 kWh at 3.35900000¢ per kWh	9.14
PA Tax Adj Surcharge at -0.34500000%	-0.06
Transmission Charge:	
272 kWh at 0.68700000¢ per kWh	1.87
PA Tax Adj Surcharge at -0.28400000%	-0.01
Generation Charge:	
Capacity and Energy	
272 kWh at 7.30212400¢ per kWh	19.86
PA Tax Adj Surcharge at -0.28400000%	-0.06
Total PPL Electric Utilities Charges	\$39.49
Other Charges for PPL Electric Utilities	
Excess Credit	-64.71
Total of Other Charges	\$-64.71
Account Balance	-\$25.22

Transmission Charge - Charge for moving high voltage electricity from a generation facility to the distribution lines of an electric distribution company.

Type(s) of Meter Readings:

Actual - Reading by distribution company.

Your Default Supplier Contact Info.

For questions regarding the generation and transmission portions of this bill, please contact your supplier at:

☒ PPL Electric Utilities
Customer Services
827 Hausman Rd
Allentown, PA 18104-9392

Phone:
1-800-342-5775
(1-800-DIAL-PPL)

ppelectric.com

Manage Your Account

Visit ppelectric.com for self-service options including:

- View your bill, payment, and usage history.
- Make a payment, set up a payment agreement.
- Start/stop service.
- Enroll in paperless billing, automatic bill pay, budget billing.
- Report an outage, check outage status, and more.

View your rate schedule at ppelectric.com/rates or call 1-800-342-5775 to request a copy.

General Information

Generation prices and charges are set by the electric generation supplier you have chosen. The Public Utility Commission regulates distribution rates and services. The Federal Energy Regulatory Commission regulates transmission prices and services.

Understanding Your Bill

Customer Charge - Monthly basic distribution charge to cover costs for billing, meter reading, equipment, maintenance and advanced metering when in use.

Distribution Charge - Charge for the use of local wires, transformers, substations and other equipment used to deliver electricity to end-use consumers from the high voltage transmission lines.

Generation Charge - Charge for the production of electricity.

kWh (Kilowatt-hour) - The basic unit of electric energy for which most customers are charged. The amount of electricity used by ten 100-watt lights left on for 1 hour. Consumers are usually charged for electricity in cents per kilowatt-hour.

Rate RS - Rate for service to a private home.

State Tax Adjustment Surcharge - Charge or credit on electric rates to reflect changes in various state taxes included in your bill. The surcharge may vary by bill component.

Billing Details - (Bill Acct. 06476-21001)

Charges for - PPL Electric Utilities	
Residential Rate: RS for Sep 10 - Oct 10	
Distribution Charge:	
Customer Charge	8.75
284 kWh at 3.35900000c per kWh	9.54
PA Tax Adj Surcharge at -0.34500000%	-0.06
Transmission Charge:	
284 kWh at 0.68700000c per kWh	1.95
PA Tax Adj Surcharge at -0.28400000%	-0.01
Generation Charge:	
Capacity and Energy	
284 kWh at 7.24300000c per kWh	20.57
PA Tax Adj Surcharge at -0.28400000%	-0.06
Total PPL Electric Utilities Charges	\$40.68
Other Charges for PPL Electric Utilities	
Excess Credit	-55.83
Total of Other Charges	-\$55.83
Account Balance	-\$15.15

Transmission Charge - Charge for moving high voltage electricity from a generation facility to the distribution lines of an electric distribution company.

Type(s) of Meter Readings:

Actual - Reading by distribution company.



PPL Electric Utilities

Questions? Please contact us by Nov 29.
 1-800-DIAL-PPL
 (1-800-342-5775)
 M-F: 8am to 5pm

Visit us online at
 pplelectric.com

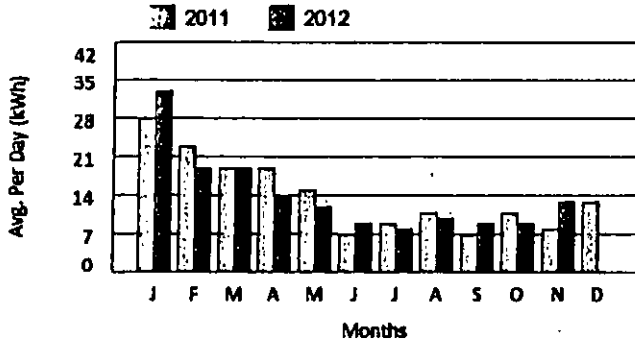
Bill Acct. No.	Due Date	Amount Due
06476-21001	Nov 29, 2012	\$4.94

Your Electric Usage Profile

Service to:
 LARRY MOYER
 73 WOODS RD
 KLINGERSTOWN, PA 17941

Meter: 49749430
 Your next meter reading is on or about Dec 10, 2012.

This section helps you understand your year-to-year electric use by month. Meter readings are actual unless otherwise noted.



Monthly Comparison	Days Billed	kWh	Average kWh/Day	Average Temp.
Nov 2012	29	385	13	49F.
Nov 2011	29	240	8	48F.

Billing Period	Type	Reading
Nov 8	Actual	38945
Oct 10	Actual	38560
29 Days	kWh Billed	385

Yearly Comparison	Total Use	Avg. Monthly
Dec 2011 - Nov 2012	5165	430
Dec 2010 - Nov 2011	5223	435

Billing Summary

(Billing details on back)

Balance as of Nov 8, 2012	\$0.00
Charges:	
Total PPL Electric Utilities Charges	\$4.94
Total Charges	\$4.94

Amount Due By Nov 29, 2012: \$4.94

Account Balance \$4.94

PPL Electric Utilities' price to compare for your rate is 7.907 cents per kWh effective 9/1/2012 to 11/30/2012. For a list of supplier offers, visit papowerswitch.com or www.oca.state.pa.us.

Your Message Center

- With paperless billing, you can receive and pay your PPL Electric Utilities bills online. The process is free, quick, convenient and secure. To learn more or sign up, visit pplelectric.com.
- Information about appliance energy use and tips on saving energy are available through the Energy Library on our Web site, pplelectric.com.
- Before digging around your home or property, you should always call the state's One Call notification system to locate any underground utility lines. You can do this by simply dialing 811, which will connect you to the One Call system. Be safe and call 811 before you dig.

Payment Methods

Online at:
pplelectric.com

By phone: 1-800-342-5775
 or call BillMatrix (service fee applies)
 at 1-800-672-2413 to pay using Visa,
 MasterCard, Discover or debit card.

By Mail:
 2 North 9th Street
 CPC-GENN1
 Allentown, PA 18101-1175

Correspondence should be sent to:
 Customer Services
 827 Hausman Road
 Allentown, PA 18104-9392

Other important information on the back of this bill →

061156 1/1

061156 1/1

Your Default Supplier Contact Info.

For questions regarding the generation and transmission portions of this bill, please contact your supplier at:

✉ PPL Electric Utilities ① Phone:
Customer Services 1-800-342-5775
827 Hausman Rd (1-800-DIAL-PPL)
Allentown, PA 18104-9392
ppllectric.com

Manage Your Account

Visit ppllectric.com for self-service options including:

- View your bill, payment, and usage history.
- Make a payment, set up a payment agreement.
- Start/stop service.
- Enroll in paperless billing, automatic bill pay, budget billing.
- Report an outage, check outage status, and more.

View your rate schedule at ppllectric.com/rates or call 1-800-342-5775 to request a copy.

General Information

Generation prices and charges are set by the electric generation supplier you have chosen. The Public Utility Commission regulates distribution rates and services. The Federal Energy Regulatory Commission regulates transmission prices and services.

PPL Electric Utilities uses about \$0.06 of this bill to pay state taxes and about \$3.07 is used to pay the PA Gross Receipts Tax.

Understanding Your Bill

Customer Charge - Monthly basic distribution charge to cover costs for billing, meter reading, equipment, maintenance and advanced metering when in use.

Distribution Charge - Charge for the use of local wires, transformers, substations and other equipment used to deliver electricity to end-use consumers from the high voltage transmission lines.

Generation Charge - Charge for the production of electricity.

kWh (Kilowatt-hour) - The basic unit of electric energy for which most customers are charged. The amount of electricity used by ten 100-watt lights left on for 1 hour. Consumers are usually charged for electricity in cents per kilowatt-hour.

Rate RS - Rate for service to a private home.

State Tax Adjustment Surcharge - Charge or credit on electric rates to reflect changes in various state taxes included in your bill. The surcharge may vary by bill component.

Billing Details - (Bill Acct. 06476-21001)

Charges for - PPL Electric Utilities	
Residential Rate: RS for Oct 10 - Nov 8	
Distribution Charge:	
Customer Charge	8.75
385 kWh at 3.35900000¢ per kWh	12.93
PA Tax Adj Surcharge at -0.34500000%	-0.07
Transmission Charge:	
385 kWh at 0.68700000¢ per kWh	2.64
PA Tax Adj Surcharge at -0.28400000%	-0.01
Generation Charge:	
Capacity and Energy	
385 kWh at 7.24300000¢ per kWh	27.89
PA Tax Adj Surcharge at -0.28400000%	-0.08
Total PPL Electric Utilities Charges	\$52.05
Other Charges for PPL Electric Utilities	
Excess Credit	-47.11
Total of Other Charges	\$-47.11
Amount Due By Nov 29, 2012	\$4.94
Account Balance	\$4.94

Transmission Charge - Charge for moving high voltage electricity from a generation facility to the distribution lines of an electric distribution company.

Type(s) of Meter Readings:
Actual - Reading by distribution company.



PPL Electric Utilities

Questions? Please contact us by Dec 31.
 1-800-DIAL-PPL
 (1-800-342-5775)
 M-F: 8am to 5pm

Visit us online at ppllectric.com

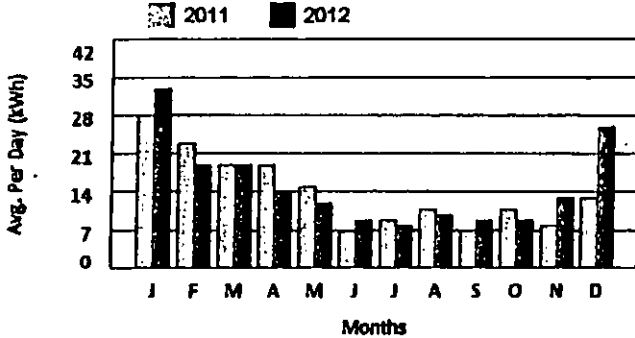
Bill Acct. No.	Due Date	Amount Due
06476-21001	Dec 31, 2012	\$57.51

Your Electric Usage Profile

Service to:
 LARRY MOYER
 73 WOODS RD
 KLINGERSTOWN, PA 17941

Meter: 49749430
 Your next meter reading is on or about Jan 10, 2013.

This section helps you understand your year-to-year electric use by month. Meter readings are actual unless otherwise noted.



Monthly Comparison	Days Billed	kWh	Average kWh/Day	Average Temp.
Dec 2012	32	827	26	39F
Dec 2011	30	379	13	44F

Billing Period	Type	Reading
Dec 10	Actual	39772
Nov 8	Actual	38945
32 Days	kWh Billed	827

Yearly Comparison	Total Use	Avg. Monthly
Jan 2012 - Dec 2012	5613	468
Jan 2011 - Dec 2011	5219	435

Billing Summary

(Billing details on back)

Balance as of Dec 10, 2012	\$0.00
Charges:	
Total PPL Electric Utilities Charges	\$57.51
Total Charges	\$57.51
Amount Due By Dec 31, 2012	\$57.51
Account Balance	\$57.51

PPL Electric Utilities' price to compare for your rate is \$0.07544 per kWh. This changes the 1st of Mar, Jun, Sept, and Dec. Visit papowerswitch.com or www.oca.state.pa.us for supplier offers.

Your Message Center

- With paperless billing, you can receive and pay your PPL Electric Utilities bills online. The process is free, quick, convenient and secure. To learn more or sign up, visit ppllectric.com.
- Information about appliance energy use and tips on saving energy are available through the Energy Library on our Web site, ppllectric.com.
- Before digging around your home or property, you should always call the state's One Call notification system to locate any underground utility lines. You can do this by simply dialing 811, which will connect you to the One Call system. Be safe and call 811 before you dig.

Payment Methods

Online at: ppllectric.com

By phone: 1-800-342-5775 or call BillMatrix (service fee applies) at 1-800-672-2413 to pay using Visa, MasterCard, Discover or debit card.

By Mail:
 2 North 9th Street
 CPC-GENN1
 Allentown, PA 18101-1175

Correspondence should be sent to:
 Customer Services
 827 Hausman Road
 Allentown, PA 18104-9392

Other important information on the back of this bill →

061567 1/1

100% RECYCLED PAPER AND INK. PRINTED ON RECYCLED PAPER. 100% RECYCLED PAPER AND INK. PRINTED ON RECYCLED PAPER.

Your Default Supplier Contact Info.

For questions regarding the generation and transmission portions of this bill, please contact your supplier at:

☒ PPL Electric Utilities
Customer Services
827 Hausman Rd
Allentown, PA 18104-9392

Phone:
1-800-342-5775
(1-800-DIAL-PPL)

pplelectric.com

Manage Your Account

Visit pplelectric.com for self-service options including:

- View your bill, payment, and usage history.
- Make a payment, set up a payment agreement.
- Start/stop service.
- Enroll in paperless billing, automatic bill pay, budget billing.
- Report an outage, check outage status, and more.

View your rate schedule at pplelectric.com/rates or call 1-800-342-5775 to request a copy.

General Information

Generation prices and charges are set by the electric generation supplier you have chosen. The Public Utility Commission regulates distribution rates and services. The Federal Energy Regulatory Commission regulates transmission prices and services.

PPL Electric Utilities uses about \$0.12 of this bill to pay state taxes and about \$5.94 is used to pay the PA Gross Receipts Tax.

Understanding Your Bill

Customer Charge - Monthly basic distribution charge to cover costs for billing, meter reading, equipment, maintenance and advanced metering when in use.

Distribution Charge - Charge for the use of local wires, transformers, substations and other equipment used to deliver electricity to end-use consumers from the high voltage transmission lines.

Generation Charge - Charge for the production of electricity.

kWh (Kilowatt-hour) - The basic unit of electric energy for which most customers are charged. The amount of electricity used by ten 100-watt lights left on for 1 hour. Consumers are usually charged for electricity in cents per kilowatt-hour.

Rate RS - Rate for service to a private home.

State Tax Adjustment Surcharge - Charge or credit on electric rates to reflect changes in various state taxes included in your bill. The surcharge may vary by bill component.

Billing Details - (Bill Acct. 06476-21001)

Page 2

Previous Balance	\$4.94
Payment Received Dec 10, 2012 - Thank You!	-\$4.94
Balance as of Dec 10, 2012	\$0.00
Charges for - PPL Electric Utilities	
Residential Rate: RS for Nov 8 - Dec 10	
Distribution Charge:	
Customer Charge	8.75
827 kWh at 3.35900000¢ per kWh	27.78
PA Tax Adj Surcharge at -0.34500000%	-0.13
Transmission Charge:	
827 kWh at 0.68700000¢ per kWh	5.68
PA Tax Adj Surcharge at -0.28400000%	-0.02
Generation Charge:	
Capacity and Energy	
827 kWh at 7.12893700¢ per kWh	58.95
PA Tax Adj Surcharge at -0.28400000%	-0.17
Total PPL Electric Utilities Charges	\$100.84
Other Charges for PPL Electric Utilities	
Excess Credit	-43.33
Total of Other Charges	-\$43.33
Amount Due By Dec 31, 2012	\$57.51
Account Balance	\$57.51

Transmission Charge - Charge for moving high voltage electricity from a generation facility to the distribution lines of an electric distribution company.

Type(s) of Meter Readings:

Actual - Reading by distribution company.



PPL Electric Utilities

Questions? Please contact us by Jan 31. 1-800-DIAL-PPL (1-800-342-5775) M-F: 8am to 5pm

Visit us online at pplelectric.com

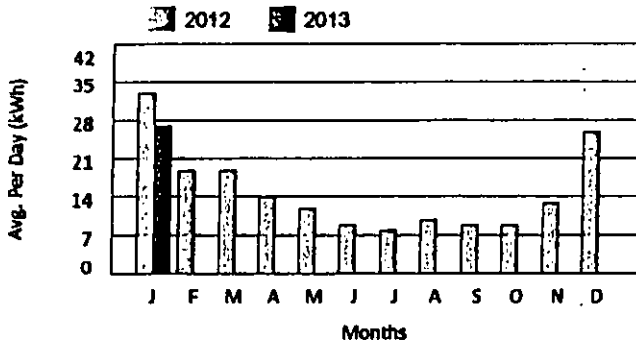
Bill Acct. No.	Due Date	Amount Due
06476-21001	Jan 31, 2013	\$10.62

Your Electric Usage Profile

Service to:
LARRY MOYER
73 WOODS RD
KLINGERSTOWN, PA 17941

Meter: 49749430
Your next meter reading is on or about Feb 8, 2013.

This section helps you understand your year-to-year electric use by month. Meter readings are actual unless otherwise noted.



Monthly Comparison	Days Billed	kWh	Average kWh/Day	Average Temp.
Jan 2013	31	833	27	32F
Jan 2012	33	1098	33	34F

Billing Period	Type	Reading
Jan 10	Actual	40605
Dec 10	Actual	39772
31 Days	kWh Billed	833

Yearly Comparison	Total Use	Avg. Monthly
Feb 2012 - Jan 2013	5348	446
Feb 2011 - Jan 2012	5397	450

Billing Summary

(Billing details on back)

Balance as of Jan 10, 2013	\$0.00
Charges:	
Total PPL Electric Utilities Charges	\$10.62
Total Charges	\$10.62
Amount Due By Jan 31, 2013	\$10.62
Account Balance	\$10.62

PPL Electric Utilities' price to compare for your rate is \$0.07544 per kWh. This changes the 1st of Mar, Jun, Sept, and Dec. Visit papowerswitch.com or www.oca.state.pa.us for supplier offers.

Your Message Center

- With paperless billing, you can receive and pay your PPL Electric Utilities bills online. The process is free, quick, convenient and secure. To learn more or sign up, visit pplelectric.com.
- Information about appliance energy use and tips on saving energy are available through the Energy Library on our Web site, pplelectric.com.
- Before digging around your home or property, you should always call the state's One Call notification system to locate any underground utility lines. You can do this by simply dialing 811, which will connect you to the One Call system. Be safe and call 811 before you dig.

Payment Methods

Online at: pplelectric.com

By phone: 1-800-342-5775 or call BillMatrix (service fee applies) at 1-800-672-2413 to pay using Visa, MasterCard, Discover or debit card.

By Mail:
2 North 9th Street
CPC-GENN1
Allentown, PA 18101-1175

Correspondence should be sent to:
Customer Services
827 Hausman Road
Allentown, PA 18104-9392

Other important information on the back of this bill →

057149 1/1



Your Default Supplier Contact Info.

For questions regarding the generation and transmission portions of this bill, please contact your supplier at:

PPL Electric Utilities
 Customer Services
 827 Hausman Rd
 Allentown, PA 18104-9392
 Phone: 1-800-342-5775
 (1-800-DIAL-PPL)
 ppelectric.com

Manage Your Account

Visit ppelectric.com for self-service options including:

- View your bill, payment, and usage history.
- Make a payment, set up a payment agreement.
- Start/stop service.
- Enroll in paperless billing, automatic bill pay, budget billing.
- Report an outage, check outage status, and more.

View your rate schedule at ppelectric.com/rates or call 1-800-342-5775 to request a copy.

General Information

Generation prices and charges are set by the electric generation supplier you have chosen. The Public Utility Commission regulates distribution rates and services. The Federal Energy Regulatory Commission regulates transmission prices and services.

PPL Electric Utilities uses about \$0.12 of this bill to pay state taxes and about \$5.94 is used to pay the PA Gross Receipts Tax.

Understanding Your Bill

Customer Charge - Monthly basic distribution charge to cover costs for billing, meter reading, equipment, maintenance and advanced metering when in use.

Distribution Charge - Charge for the use of local wires, transformers, substations and other equipment used to deliver electricity to end-use consumers from the high voltage transmission lines.

Generation Charge - Charge for the production of electricity.

kWh (Kilowatt-hour) - The basic unit of electric energy for which most customers are charged. The amount of electricity used by ten 100-watt lights left on for 1 hour. Consumers are usually charged for electricity in cents per kilowatt-hour.

Rate RS - Rate for service to a private home.

State Tax Adjustment Surcharge - Charge or credit on electric rates to reflect changes in various state taxes included in your bill. The surcharge may vary by bill component.

Billing Details - (Bill Acct. 06476-21001)

Previous Balance	\$57.51
Payment Received Dec 19, 2012 - Thank You!	-\$57.51
Balance as of Jan 10, 2013	\$0.00
Charges for - PPL Electric Utilities	
Residential Rate: RS for Dec 10 - Jan 10	
Distribution Charge:	
Customer Charge	10.50
833 kWh at 3.29028900¢ per kWh	27.41
PA Tax Adj Surcharge at -0.25725700%	-0.10
Transmission Charge:	
833 kWh at 0.68700000¢ per kWh	5.72
PA Tax Adj Surcharge at -0.21980600%	-0.01
Generation Charge:	
Capacity and Energy	
833 kWh at 6.87800000¢ per kWh	57.30
PA Tax Adj Surcharge at -0.21980600%	-0.13
Total PPL Electric Utilities Charges	\$100.69
Other Charges for PPL Electric Utilities	
Excess Credit	-90.07
Total of Other Charges	-\$90.07
Amount Due By Jan 31, 2013	\$10.62
Account Balance	\$10.62

Transmission Charge - Charge for moving high voltage electricity from a generation facility to the distribution lines of an electric distribution company.

Type(s) of Meter Readings:

Actual - Reading by distribution company.

Your Default Supplier Contact Info.

For questions regarding the generation and transmission portions of this bill, please contact your supplier at:

✉ PPL Electric Utilities
Customer Services
827 Hausman Rd
Allentown, PA 18104-9392

Phone:
① 1-800-342-5775
(1-800-DIAL-PPL)

pplelectric.com

Manage Your Account

Visit pplelectric.com for self-service options including:

- View your bill, payment, and usage history.
- Make a payment, set up a payment agreement.
- Start/stop service.
- Enroll in paperless billing, automatic bill pay, budget billing.
- Report an outage, check outage status, and more.

View your rate schedule at pplelectric.com/rates or call 1-800-342-5775 to request a copy.

General Information

Generation prices and charges are set by the electric generation supplier you have chosen. The Public Utility Commission regulates distribution rates and services. The Federal Energy Regulatory Commission regulates transmission prices and services.

PPL Electric Utilities uses about \$0.13 of this bill to pay state taxes and about \$6.58 is used to pay the PA Gross Receipts Tax.

Understanding Your Bill

Customer Charge - Monthly basic distribution charge to cover costs for billing, meter reading, equipment, maintenance and advanced metering when in use.

Distribution Charge - Charge for the use of local wires, transformers, substations and other equipment used to deliver electricity to end-use consumers from the high voltage transmission lines.

Generation Charge - Charge for the production of electricity.

kWh (Kilowatt-hour) - The basic unit of electric energy for which most customers are charged. The amount of electricity used by ten 100-watt lights left on for 1 hour. Consumers are usually charged for electricity in cents per kilowatt-hour.

Rate RS - Rate for service to a private home.

State Tax Adjustment Surcharge - Charge or credit on electric rates to reflect changes in various state taxes included in your bill. The surcharge may vary by bill component.

Billing Details - (Bill Acct. 06476-21001)

Page 2

Previous Balance	\$10.62
Payment Received Jan 25, 2013 - Thank You!	<u>-\$10.62</u>
Balance as of Feb 8, 2013	\$0.00
Charges for - PPL Electric Utilities	
Residential Rate: RS for Jan 10 - Feb 8	
Distribution Charge:	
Customer Charge	14.17
911 kWh at 3.14600000¢ per kWh	28.66
PA Tax Adj Surcharge at -0.07300000%	-0.03
Transmission Charge:	
911 kWh at 0.68700000¢ per kWh	6.26
PA Tax Adj Surcharge at -0.08500000%	-0.01
Generation Charge:	
Capacity and Energy	
911 kWh at 6.87800000¢ per kWh	62.66
PA Tax Adj Surcharge at -0.08500000%	-0.05
Total PPL Electric Utilities Charges	\$111.66
Other Charges for PPL Electric Utilities	
Excess Credit	-89.15
Total of Other Charges	-\$89.15
Amount Due By Mar 1, 2013	\$22.51
Account Balance	\$22.51

Transmission Charge - Charge for moving high voltage electricity from a generation facility to the distribution lines of an electric distribution company.

Type(s) of Meter Readings:
Actual - Reading by distribution company.

Your Default Supplier Contact Info.

For questions regarding the generation and transmission portions of this bill, please contact your supplier at:

☐ PPL Electric Utilities
Customer Services
827 Hausman Rd
Allentown, PA 18104-9392

☎ Phone:
1-800-342-5775
(1-800-DIAL-PPL)

ppelectric.com

Manage Your Account

Visit ppelectric.com for self-service options including:

- View your bill, payment, and usage history.
- Make a payment, set up a payment agreement.
- Start/stop service.
- Enroll in paperless billing, automatic bill pay, budget billing.
- Report an outage, check outage status, and more.

View your rate schedule at ppelectric.com/rates or call 1-800-342-5775 to request a copy.

General Information

Generation prices and charges are set by the electric generation supplier you have chosen. The Public Utility Commission regulates distribution rates and services. The Federal Energy Regulatory Commission regulates transmission prices and services.

PPL Electric Utilities uses about \$0.10 of this bill to pay state taxes and about \$5.00 is used to pay the PA Gross Receipts Tax.

Understanding Your Bill

Customer Charge - Monthly basic distribution charge to cover costs for billing, meter reading, equipment, maintenance and advanced metering when in use.

Distribution Charge - Charge for the use of local wires, transformers, substations and other equipment used to deliver electricity to end-use consumers from the high voltage transmission lines.

Generation Charge - Charge for the production of electricity.

kWh (Kilowatt-hour) - The basic unit of electric energy for which most customers are charged. The amount of electricity used by ten 100-watt lights left on for 1 hour. Consumers are usually charged for electricity in cents per kilowatt-hour.

Rate RS - Rate for service to a private home.

State Tax Adjustment Surcharge - Charge or credit on electric rates to reflect changes in various state taxes included in your bill. The surcharge may vary by bill component.

Billing Details - (Bill Acct. 06476-21001)

Page 2

Previous Balance	\$22.51
Payment Received Feb 19, 2013 - Thank You!	-\$22.51
Balance as of Mar 11, 2013	\$0.00
Charges for - PPL Electric Utilities	
Residential Rate: RS for Feb 8 - Mar 11	
Distribution Charge:	
Customer Charge	14.17
668 kWh at 3.14600000¢ per kWh	21.01
PA Tax Adj Surcharge at -0.07300000%	-0.03
Transmission Charge:	
668 kWh at 0.68700000¢ per kWh	4.59
Generation Charge:	
Capacity and Energy	
668 kWh at 6.76374000¢ per kWh	45.18
PA Tax Adj Surcharge at -0.08500000%	-0.04
Total PPL Electric Utilities Charges	\$84.88
Other Charges for PPL Electric Utilities	
Excess Credit:	-65.07
Total of Other Charges	-\$65.07
Amount Due By Apr 5, 2013	\$19.81
Account Balance	\$19.81

Transmission Charge - Charge for moving high voltage electricity from a generation facility to the distribution lines of an electric distribution company.

Type(s) of Meter Readings:
Actual - Reading by distribution company.



PPL Electric Utilities

Questions? Please contact us by May 1. 1-800-DIAL-PPL (1-800-342-5775) M-F: 8am to 5pm

Visit us online at ppllectric.com

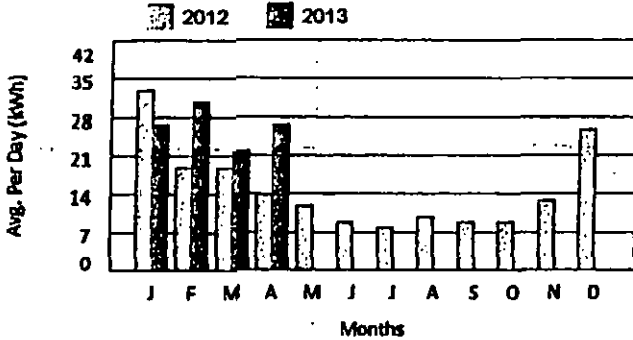
Bill Acct. No.	Due Date	Amount Due
06476-21001	May 1, 2013	\$63.47

Your Electric Usage Profile

Service to:
LARRY MOYER
73 WOODS RD
KLINGERSTOWN, PA 17941

Meter: 49749430
Your next meter reading is on or about May 10, 2013.

This section helps you understand your year-to-year electric use by month. Meter readings are actual unless otherwise noted.



Monthly Comparison	Days Billed	kWh	Average kWh/Day	Average Temp.
Apr 2013	30	797	27	39F
Apr 2012	30	428	14	52F

Billing Period	Type	Reading
Apr 10	Actual	42981
Mar 11	Actual	42184
30 Days	kWh Billed	797

Yearly Comparison	Total Use	Avg. Monthly
May 2012 - Apr 2013	6140	512
May 2011 - Apr 2012	5148	429

Billing Summary

(Billing details on back)

Balance as of Apr 10, 2013	\$0.00
Charges:	
Total PPL Electric Utilities Charges	\$63.47
Total Charges	\$63.47

Amount Due By May 1, 2013: \$63.47

Account Balance \$63.47

PPL Electric Utilities' price to compare for your rate is \$0.07237 per kWh. This changes the 1st of Mar, Jun, Sept, and Dec. Visit papowerswitch.com or www.oca.state.pa.us for supplier offers.

Your Message Center

- With paperless billing, you can receive and pay your PPL Electric Utilities bills online. The process is free, quick, convenient and secure. To learn more or sign up, visit ppllectric.com.
- Information about appliance energy use and tips on saving energy are available through the Energy Library on our Web site, ppllectric.com.
- Before digging around your home or property, you should always call the state's One Call notification system to locate any underground utility lines. You can do this by simply dialing 811, which will connect you to the One Call system. Be safe and call 811 before you dig.

Payment Methods

Online at: ppllectric.com

By phone: 1-800-342-5775 or call BillMatrix (service fee applies) at 1-800-672-2413 to pay using Visa, MasterCard, Discover or debit card.

By Mail:
2 North 9th Street
CPC-GENN1
Allentown, PA 18101-1175

Correspondence should be sent to:
Customer Services
827 Hausman Road
Allentown, PA 18104-9392

Other Important Information on the back of this bill →

059848 V1

11111111 11111111 11111111 11111111 11111111 11111111 11111111 11111111 11111111 11111111

Your Default Supplier Contact Info.

For questions regarding the generation and transmission portions of this bill, please contact your supplier at:

PPL Electric Utilities
 Customer Services
 827 Hausman Rd
 Allentown, PA 18104-9392
 Phone: 1-800-342-5775
 (1-800-DIAL-PPL)
 pplelectric.com

Manage Your Account

Visit pplelectric.com for self-service options including:

- View your bill, payment, and usage history.
- Make a payment, set up a payment agreement.
- Start/stop service.
- Enroll in paperless billing, automatic bill pay, budget billing.
- Report an outage, check outage status, and more.

View your rate schedule at pplelectric.com/rates or call 1-800-342-5775 to request a copy.

General Information

Generation prices and charges are set by the electric generation supplier you have chosen. The Public Utility Commission regulates distribution rates and services. The Federal Energy Regulatory Commission regulates transmission prices and services.

PPL Electric Utilities uses about \$0.11 of this bill to pay state taxes and about \$5.71 is used to pay the PA Gross Receipts Tax.

Billing Details - (Bill Acct. 06476-21001)

Previous Balance	\$19.81
Payment Received Mar 18, 2013 - Thank You!	-\$19.81
Balance as of Apr 10, 2013	\$0.00
Charges for - PPL Electric Utilities	
Residential Rate: RS for Mar 11 - Apr 10	
Distribution Charge:	
Customer Charge	14.17
797 kWh at 3.14600000¢ per kWh	25.07
PA Tax Adj Surcharge at -0.07300000%	-0.03
Transmission Charge:	
797 kWh at 0.68700000¢ per kWh	5.48
Generation Charge:	
Capacity and Energy	
797 kWh at 6.55600000¢ per kWh	52.25
PA Tax Adj Surcharge at -0.08500000%	-0.04
Total PPL Electric Utilities Charges	\$96.90
Other Charges for PPL Electric Utilities	
EDC Only Excess Credit	-33.43
Total of Other Charges	-\$33.43
Amount Due By May 1, 2013	\$63.47
Account Balance	\$63.47

Understanding Your Bill

Customer Charge - Monthly basic distribution charge to cover costs for billing, meter reading, equipment, maintenance and advanced metering when in use.

Distribution Charge - Charge for the use of local wires, transformers, substations and other equipment used to deliver electricity to end-use consumers from the high voltage transmission lines.

Generation Charge - Charge for the production of electricity.

kWh (Kilowatt-hour) - The basic unit of electric energy for which most customers are charged. The amount of electricity used by ten 100-watt lights left on for 1 hour. Consumers are usually charged for electricity in cents per kilowatt-hour.

Rate RS - Rate for service to a private home.

State Tax Adjustment Surcharge - Charge or credit on electric rates to reflect changes in various state taxes included in your bill. The surcharge may vary by bill component.

Transmission Charge - Charge for moving high voltage electricity from a generation facility to the distribution lines of an electric distribution company.

Type(s) of Meter Readings:
 Actual - Reading by distribution company.

RECEIVED

MAY - 8 2013

PA PUBLIC UTILITY COMMISSION
SECRETARY'S BUREAU

Certificate of Service

Request to Re-open case

RE: C-2011-2273645

http://www.puc.state.pa.us/about_puc/consolidated_case_view.aspx?Docket=C-2011-2273645

I hereby certify that I have this day served a true copy of the foregoing document upon the parties, listed below, in accordance with the requirements of § 1.54 (relating to service by a party).

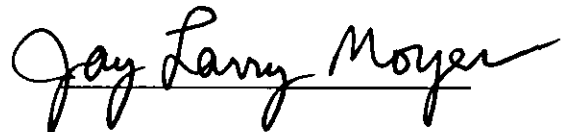
Via USPS Certified Mail

Secretary
Pa. Public Utility Commission
P.O. Box 3265
Harrisburg, PA 17105-3265
(original and 9 copies filed as paper
documents--Served via USPS Certified mail)

Pennsylvania Public Utility Commission
Office of Special Assistants
Commonwealth Keystone Building
3rd Floor, 9 East
Harrisburg, PA 17101-1601

Christopher T. Wright, Esquire
Post & Schell PC
17 North Second Street, 12th floor
Harrisburg, PA 17101-1601
(Served via USPS Certified mail)

May 7, 2013



Jay Larry Moyer, Complainant
370 W. Johnson Street
Philadelphia, PA 19144



E1122329184US

Floor: _____
 External Carrier: Express



E1122329184US

LIN
 D
 De
 M
 D
 A
 T



ORIGIN (POSTAL SERVICE USE ONLY)			
PO ZIP Code <i>19107</i>		Day of Delivery <input type="checkbox"/> Next <input type="checkbox"/> 2nd <input type="checkbox"/> 2nd Del. Day	
Date Accepted		Postage \$	
Mo. Day Year		Scheduled Date of Delivery	
Time Accepted <input type="checkbox"/> AM <input type="checkbox"/> PM		Return Receipt Fee \$	
Flat Rate <input type="checkbox"/> or Weight		Scheduled Time of Delivery	
lbs. ozs.		Month Day	
		COD Fee Insurance Fee \$ \$	
		Military	
		Total Postage & Fees \$	
		Int'l Alpha Country Code	
		Acceptance Emp. Initials	

authorize a return
 valid proof of delivery.

NO DELIVERY
 Weekend Holiday Mailer Signature

FROM: (PLEASE PRINT) _____
 PHONE (_____) _____

TO: (PLEASE PRINT) _____
 PHONE (_____) _____

ZIP + 4 (U.S. ADDRESSES ONLY. DO NOT USE FOR FOREIGN POSTAL CODES.)
 +

FOR INTERNATIONAL DESTINATIONS, WRITE COUNTRY NAME BELOW.

PICKUP OR TRACKING

www.usps.com

800-222-1811

