



PHILADELPHIA GAS WORKS

800 West Montgomery Avenue • Philadelphia, PA 19122

Danielle Leva, Paralegal
Legal Department
Direct Dial: 215-684-6862
FAX: 215-684-6798
E-mail: danielle.leva@pgworks.com

October 21, 2013

Rosemary Chiavetta, Secretary
Pennsylvania Public Utility Commission
P.O. Box 3265
Harrisburg, PA 17105-3265

Re: SBG Management Services, Inc v. PGW, Docket No. C – 2012 – 2304183, C – 2012 – 2304215, C – 2012 – 2304324, C – 2012 – 2304167, C – 2012 – 2304303, C – 2012 – 2308454, C – 2012 – 2308462, C – 2012 – 2308465, and C – 2012 – 2334253

Dear Secretary Chiavetta:

Pursuant to 52 Pa. Code §§1.12 and 5.342(d)(1), the Philadelphia Gas Works ("PGW") hereby objects timely to the following Interrogatories and Requests for Production of Documents Set II of the Complainants addressed to PGW, that the Complainants, through their counsel have propounded upon PGW in the above captioned matter by letter dated October 9, 2013

If additional information is required, please do not hesitate to contact the undersigned. Thank you for your assistance in the matter.

Sincerely,


Danielle Leva

RECEIVED

OCT 21 2013

PA PUBLIC UTILITY COMMISSION
SECRETARY'S BUREAU

Enclosure

cc: Administrative Law Judge Eranda Vero (email)
Francine Thornton Boone, Esq. (email)
Mr. Philip Pulley (email)
Ms. Kathy Treadwell (email)
Anne Marie Cromley (PGW Mail)
Linda Pereira (PGW Mail)

**BEFORE THE
PENNSYLVANIA PUBLIC UTILITY COMMISSION**

SBG Management Services, Inc. /
Colonial Garden Realty, LP,
Complainant

v.

Philadelphia Gas Works,
Respondent

Docket No. C – 2012 – 2304183

SBG Management Services, Inc. /
Fairmount Realty,
Complainant

v.

Philadelphia Gas Works,
Respondent

Docket No. C – 2012 – 2304215

SBG Management Services, Inc. /
Simon Gardens Realty, LP,
Complainant

v.

Philadelphia Gas Works,
Respondent

Docket No. C – 2012 – 2304324

SBG Management Services, Inc. /
EIRae Garden Realty, LP,
Complainant

v.

Philadelphia Gas Works,
Respondent

Docket No. C – 2012 – 2304167

SBG Management Services, Inc. /
Marshall Square Realty, LP,
Complainant

v.

Philadelphia Gas Works,
Respondent

Docket No. C – 2012 – 2304303

RECEIVED

OCT 21 2013

PA PUBLIC UTILITY COMMISSION
SECRETARY'S BUREAU

SBG Management Services, Inc. / Marchwood Realty,	:	
Complainant	:	
v.	:	Docket No. C – 2012 – 2308454
	:	
Philadelphia Gas Works,	:	
Respondent	:	
<hr/>		
SBG Management Services, Inc. / Oak Lane Realty Co., LP,	:	
Complainant	:	
v.	:	Docket No. C – 2012 – 2308462
	:	
Philadelphia Gas Works,	:	
Respondent	:	
<hr/>		
SBG Management Services, Inc. / Fern Rock Realty,	:	
Complainant	:	
v.	:	Docket No. C – 2012 – 2308465
	:	
Philadelphia Gas Works,	:	
Respondent	:	
<hr/>		
SBG Management Services, Inc. / Colonial Garden Realty, LP,	:	
Complainant	:	
v.	:	Docket No. C – 2012 – 2334253
	:	
Philadelphia Gas Works,	:	
Respondent	:	

**Philadelphia Gas Works’
Objections to the Complainants’ Discovery Requests:
Interrogatories and Requests for Production of Documents, Set II**

Pursuant to 52 Pa. Code §§1.12 and 5.342(d)(1), the Philadelphia Gas Works (“PGW”) hereby objects timely to the following Interrogatories and Requests for Production of Documents Set II of the Complainants addressed to PGW, that the Complainants, through their counsel have propounded upon PGW in the above captioned matter by letter dated October 9, 2013, a copy of which is attached hereto as Appendix “A,” and is incorporated by reference as if fully set forth.

RECEIVED

OCT 21 2013

PA PUBLIC UTILITY COMMISSION
SECRETARY'S BUREAU

PGW's Objections

Set II, No. 1

PGW objects to Set II discovery request No. 1, which seeks a listing of all persons providing information responding to Set II and seeks specific information including, "alias names", "home addresses", "home telephone numbers" and "age" of those preparing the answers to Set II. (See Appendix "A")

PGW objects to this discovery request on the grounds that it is overbroad in that it is beyond the scope of these proceedings. It seeks the home address, telephone number age of the persons (PGW employees) that provide information to answer Set II. PGW's responses will comply with the requirements of 52 Pa. Code §5.342(2) and will identify the name and position (PGW title) of the person preparing the answer to the request on the answer to each request. More information about the home address is beyond the scope of these proceedings. Further to the extent request No. 1 seeks to have a list recreated that contains all who prepared answer to Set II, this request is also burdensome. As the Complainants may make a list from the information contained on each of the answers, it is unnecessarily burdensome for PGW to create such a list for the Complainants.

Set II, No. 2

PGW objects to this discovery request on the grounds that it is overbroad in that it is beyond the scope of these proceedings. To the extent request No. 2 seeks to have a list recreated that contains all documents contained in the answers to Set II, this request is also burdensome. (See Appendix "A") As the Complainants may make a list from the information contained on each of the answers, it is unnecessarily burdensome for PGW to create such a list for the Complainants.

Set II, No. 3

Set II, No. 3 requests that each document "identified and in Respondent's possession..." that are contained in answers to Set II, PGW is requested to produce the

document or make available inspection. PGW objects to this Interrogatory, as it is overbroad, as written. The making available of documents in discovery for inspection is governed by 52 Pa. Code §5.349.

Set II, No. 4

Similar to its objection to Set II, No. 1, PGW objects to Set II discovery request No. 4, which seeks a listing of all persons “known to Respondent to have personal knowledge of any facts or issues involved in this law suit,…” and seeks specific information including, “alias names”, “home addresses”, “home telephone numbers” and “age” of those who have knowledge about these matters. (See Appendix “A”)

PGW objects to this discovery request on the grounds that it is overbroad in that it is beyond the scope of these proceedings. It seeks the home address, telephone number age of the persons whether PGW employees or not, that have personal knowledge of these matter. More information is beyond the scope of these proceedings. Further to the extent request No. 4 seeks to have a list recreated that contains all who prepared answer to Set II, and have knowledge about these matters is also burdensome. As the Complainants may make a list from the information contained on each of the answers, it is unnecessarily burdensome for PGW to create such a list for the Complainants.

Set II, No. 5

PGW objects to this discovery request on the grounds that it is overbroad and seems to request information that has been previously provided in discovery 11 months ago. Request No. 5 seeks documents “which are utilized to manage the Complainant’s Customer Accounts, SA accounts, former and current meters located…” at the Complainant’s properties generally and those referred to in the Set II, Exhibits A-1 through – 8. (See Appendix “A”) As the Complainants conducted discovery previously, PGW has provided information that is contained in its Billing Credit and Collection System (BCCS) and its other database containing metering information. PGW has provided extensive account (including “SA” information) and meter records to the Complainants. The last of this information was provided in response to discovery

requests under cover letter dated January 31, 2013 to counsel of record Scott H. Debroff, Esq. of Rhoads & Simon LLP. To the extent that the Complainants seek to duplicate this information is unnecessarily burdensome for PGW.

Set II, Nos. 6, 7, 8, 9 and 10

PGW objects to this discovery request on the grounds that it is overbroad requests information that is beyond the scope of these proceedings. Request Nos. 6, 7, 8, 9 and 10 seek information concerning the documents and persons involved in training for credit and collection matters at PGW. These requests rise to the level of a management/training audit and not that of the customer dispute issues raised by the Complainant. (See Appendix "A") The issues that have been raised in these matters involve some billing disputes dating back several years, the management of commercial account by a particular unit for that purpose and the legally applicable late payment charges/interest rate. Even the testimony provided the Complainants thus far have been confined to specific identified disputes with bills and the Complainants relationship with a particular unit designed for the Complainants commercial accounts. These requests for training information (materials, content, time and duration) on all debt collection activities are beyond the scope of these proceedings.

Set II, No. 11, 12 and 13

PGW objects to Set II discovery request No. 11, which requests description of "...forms of communication or attempted communication with person or other third parties in connection with the collections of accounts..." PGW objects to this discovery request on the grounds that it is overbroad and seems to request information that has been previously provided in discovery months ago and during the course of the hearings of these proceedings. Request Nos. 11, 12 and 13 seek information pertaining to the Complainant's properties generally and those referred to in the Set II, Exhibits A-1 through ~ 8. (See Appendix "A") As the Complainants conducted discovery previously, PGW has provided information that is contained in its Billing Credit and Collection System (BCCS) and its other database containing metering information. PGW has provided extensive account (including "SA" information) and meter records to the

Complainants. The last of this information was provided in response to discovery requests under cover letter dated January 31, 2013 to counsel of record Scott H. Debroff, Esq. of Rhoads & Simon LLP. To the extent that the Complainants seek to duplicate this information is unnecessarily burdensome for PGW.

The issues that have been raised in these matters involve some billing disputes dating back several years, the management of commercial account by a particular unit for that purpose and the legally applicable late payment charges/interest rate. Even the testimony provided the Complainants thus far have been confined to specific identified disputes with bills and the Complainants relationship with a particular unit designed for the Complainants commercial accounts. These requests for training information (materials, content, time and duration) on all debt collection activities are beyond the scope of these proceedings

Set II, No. 14, 15 and 16

PGW objects to Set II discovery request Nos. 14, 15 and 16 which seeks, among other things, to identify any or all of the Respondent's notes or telephone calls "...with any person from whom they collection debt, and what steps are taken to preserve these recordings." ..." PGW objects to this discovery request on the grounds that it is overbroad and seems to request information that has been previously provided in discovery months ago and during the course of the hearings of these proceedings. PGW has provided to the Complainants "Contacts" information for each of their accounts in discovery and during the course of testimony. To the extent it can, PGW will provide an explanation of the policies for recording telephone case made to the Customer Service Representatives and the time for which they kept.

The issues that have been raised in these matters involve some billing disputes dating back several years, the management of commercial account by a particular unit for that purpose and the legally applicable late payment charges/interest rate. Even the testimony provided the Complainants thus far have been confined to specific identified disputes with bills and the Complainants relationship with a particular unit designed for the Complainants commercial accounts. Request No. 14, 15 and 16 seek to expand inquiry of these beyond the scope of these proceedings.

Set II, No. 17, 18 and 19

PGW objects to Set II discovery request Nos. 17, 18 and 19 which seek a chronological description of "...the process, the origins, the events , and the circumstances under which the Complainants incurred the arrearages, if any allege due by Respondent, sufficient to warrant the imposition of municipal liens..." and other account information.

PGW objects to this discovery request on the grounds that it is overbroad, requests an explanation of a resulting situation with the Complainants' accounts that is beyond the Commission's jurisdiction (municipal liens) and seems to request information that has been previously provided in discovery months ago and during the course of the hearings of these proceedings. Request Nos. 17, 18 and 19 seek information pertaining to the Complainant's properties generally and those referred to in the Set II, Exhibits A-1 through – 8. (See Appendix "A") As the Complainants conducted discovery previously, PGW has provided information that is contained in its Billing Credit and Collection System (BCCS) and its other database containing metering information. PGW has provided extensive statement of account (including "SA") information and meter records to the Complainants. The last of this information was provided in response to discovery requests under cover letter dated January 31, 2013 to counsel of record Scott H. Debroff, Esq. of Rhoads & Simon LLP.

Set II, No. 20

PGW objects to Set II discovery request No. 20, which seeks to describe "each instance of a mistake, error or event requiring a correction by Respondent for which Respondent was responsible..." PGW objects to this discovery request on the grounds that it is overbroad and burdensome, as it requests an explanation of every mistake on the Complainants' accounts including the accounts appearing on Set II, Exhibit "A-1" through "A-8". To the extent it has provided testimony in these proceedings, PGW has pointed out where there was an error made. Further, PGW's pre-filed testimony in the remaining consolidated proceedings will include an explanation of the account to include whether PGW found any errors.

Set II, No. 21

PGW objects to Set II discovery request No. 21, which seeks to describe in detail “each mathematical method, algebraic mean, algorithm and method of calculation used by Respondent to calculate or confirm the accuracy of Complainant’s utility bills...” (See Appendix “A”) PGW objects to this discovery request on the grounds that it is overbroad and seems to request information that has been previously provided in discovery 11 months ago. Request No. 21 seeks information that is available to the Complainants’ the rates at which the Complainant is charged and the volumes of gas that the Complainants have been billed are readily available on the Complainants’ bills and on the documents previously provided in discovery. The Complainants have access to the PGW Tariff as it is contained for public consumption in the PGW website. As the Complainants conducted discovery previously, PGW has provided extensive billing information that is contained in its Billing Credit and Collection System (BCCS). Such information may be derived by the Complainant.

Set II, No. 22, 23, 24

PGW objects to Set II discovery request Nos. 22, 23 and 24 which request that PGW describe each communication, or attempted communication, between the Respondents and Complainants, made in connection with the collection, billing and disputes involving the Complainants’ Customer Accounts. PGW objects to this discovery request on the grounds that it is overbroad and seems to request information that has been previously provided in discovery months ago and during the course of the hearings of these proceedings. PGW has provided to the Complainants “Contacts” information for each of their accounts in discovery and during the course of testimony.

Set II, No. 25

PGW objects to Set II discovery request No. 25, which seeks to identify and describe “... the manner and frequency in which Respondent maintains, repairs, inspects, tests, and ensures accuracy or utility meters..”

PGW objects to this discovery request on the grounds that it is overbroad, requests an explanation of a resulting situation with the Complainants' accounts that is beyond the Commission's jurisdiction (municipal liens) and seems to request information that has been previously provided in discovery months ago and during the course of the hearings of these proceedings. Request Nos. 17, 18 and 19 seek information pertaining to the Complainant's properties generally and those referred to in the Set II, Exhibits A-1 through – 8. (See Appendix "A") As the Complainants conducted discovery previously, PGW has provided information that is contained in its Billing Credit and Collection System (BCCS) and its other database containing metering information. PGW has provided extensive statement of account (including "SA") information and meter records to the Complainants. The last of this information was provided in response to discovery requests under cover letter dated January 31, 2013 to counsel of record Scott H. Debroff, Esq. of Rhoads & Simon LLP.

The issues that have been raised in these matters involve some billing disputes dating back several years, the management of commercial account by a particular unit for that purpose and the legally applicable late payment charges/interest rate. Even the testimony provided the Complainants thus far have been confined to specific identified disputes with bills and the Complainants relationship with a particular unit designed for the Complainants commercial accounts. Request No. 25 seeks to expand inquiry of these beyond the scope of these proceedings by introducing new issues on metering practices.

Set II, Nos. 26 and 27

Similar to its objection to Set II, No. 25, PGW objects to Set II discovery request Nos. 26, and 27, which seeks to describe "any writings, utility reports, correspondence, letters, memorandums, emails communications, or any other documents Respondents sent, mailed, faxed to Complainants' or the Commission related to the ..." resolution of or filing of an Informal Complaint "including but not limited to the same as located in the books and records of Respondents Dispute Resolution Group...". PGW objects to this discovery request on the grounds that it is overbroad and seems to request information that has been previously provided in discovery months ago and during the course of the

hearings of these proceedings. PGW has provided to the Complainants "Contacts" information for each of their accounts in discovery and during the course of testimony.

Set II, No. 28, 29, 30 and 31

PGW objects to Set II discovery request No. 28, which seeks to describe "Respondent's system of accounts, its policies and practices pertaining to maintaining and ensuring accuracy of customer financial accounts...", No. 29 that seeks a description of PGW's "...automated collection policies and practices." (See Appendix "A") Request Nos. 28, 29, 30 and 31 rise to the level of a management audit and not that of the customer dispute issues raised by the Complainant. The issues that have been raised in these matters involve some billing disputes dating back several years, the management of commercial account by a particular unit for that purpose and the legally applicable late payment charges/interest rate. Even the testimony provided the Complainants thus far have been confined to specific identified disputes with bills and the Complainants relationship with a particular unit designed for the Complainants commercial accounts. These requests for explanations of the billing system of accounting activities are beyond the scope of these proceedings.

Set II, No. 32

PGW objects to Set II discovery request No. 32, which seeks a list of all Respondent employees responsible for applying Complainants' payments to the Customer Accounts. As PGW's billing payment and mail receipt is automated, this request for the identity of all PGW employees who are responsible for applying payments is burdensome beyond the scope of these proceedings.

Set II, No. 33 and No. 34

PGW objects to Set II discovery request No. 33 and No. 34, which seek to describe "methodology used in by Respondent, to calculate and apply charges for "makeup" bills for or relations to all or any Customer Accounts." PGW objects to this discovery request on the grounds that it is overbroad and seems to request information that has been previously provided in discovery 11 months ago. Request Nos. 33 and

34 seek information that is available to the Complainants'. The rates at which the Complainant is charged and the volumes of gas that the Complainants have been billed are readily available on the Complainants' bills and on the documents previously provided in discovery. The Complainants have access to the PGW Tariff as it is contained for public consumption in the PGW website. As the Complainants conducted discovery previously, PGW has provided extensive billing information that is contained in its Billing Credit and Collection System (BCCS). Such information may be derived by the Complainant.

Set II, No. 35, 36 and 37

PGW objects to Set II discovery request Nos. 35 and 36 which seek to describe "methodology used in by Respondent, to calculate and apply interest charges to Complainants' Customer Accounts where liens were filed..." PGW objects to this discovery request on the grounds that it is overbroad and seems to request information that has been previously provided in discovery 11 months ago. Request Nos. 33 and 34 seek information that is available to the Complainants'. The rates at which the Complainant is charged and the volumes of gas that the Complainants have been billed are readily available on the Complainants' bills and on the documents previously provided in discovery. The Complainants have access to the PGW Tariff as it is contained for public consumption in the PGW website. As the Complainants conducted discovery previously, PGW has provided extensive billing information that is contained in its Billing Credit and Collection System (BCCS) including the assessment of late payment charges. The Complainant has made its own attempt to derive such information and is included on the record of these proceedings. Further, PGW objects to this discovery request on the grounds that it is overbroad, requests an explanation of a resulting situation with the Complainants' accounts that is beyond the Commission's jurisdiction (municipal liens).

Set II, No. 38

PGW objects to Set II discovery request No. 38, which seeks to describe “the billing period and gas usage period covered by each lien filed or imposed on any and all of Complainants’ Customer Accounts...”

PGW objects to this discovery request on the grounds that it is overbroad and seems to request information that has been previously provided in discovery 11 months ago. Request No. 38 seeks information that is available to the Complainants’. The billing period at which the Complainant is charged and the volumes of gas that the Complainants have been billed are readily available on the Complainants’ bills and on the documents previously provided in discovery. As the Complainants conducted discovery previously, PGW has provided extensive billing information that is contained in its Billing Credit and Collection System (BCCS). Such information may be derived by the Complainant. Further, PGW objects to this discovery request on the grounds that it is beyond the scope of these proceedings in that it requests an explanation of a resulting situation with the Complainants’ accounts that is beyond the Commission’s jurisdiction (municipal liens).

Set II, No. 39

PGW objects to Set II discovery request No. 39, which seeks to produce all documents the Respondent sent to the Commission and to Complainants indicate that any municipal lines on fuel have been marked satisfied.

PGW objects to this discovery request on the grounds that it is beyond the scope of these proceedings in that it requests an explanation of a resulting situation with the Complainants’ accounts that is beyond the Commission’s jurisdiction (municipal liens).

Set II, No. 40

PGW objects to Set II discovery request No. 40, which seeks to identify all persons known to Respondent to have knowledge of any facts or issues involved in the accounting practices with respect to Respondent PGW’s system of accounts.

PGW objects to this discovery request on the grounds that it is overbroad in that it is beyond the scope of these proceedings. It seeks the home address, telephone

number age of the persons whether PGW employees or not, that have personal knowledge of these matter. More information is beyond the scope of these proceedings. Further to the extent request No. 40 seeks to have a list recreated that contains all who prepared answer to Set II, and have knowledge about these matters is also burdensome. As the Complainants may make a list from the information contained on each of the answers, it is unnecessarily burdensome for PGW to create such a list for the Complainants.

Set II, No. 42 and No. 43

PGW objects to Set II discovery request No. 42 and No. 43, which seeks to list all persons the Respondent, intends to call as an expert witness at a trial of this case. Such information has been provided previously to the Complainant or will be provided in connection with PGW's pre-filed testimony, the dead line for which has been set forth by Prehearing Order dated October 2, 2013. The listing of PGW witnesses and related information has not been finalized.


Set II, No. 44

PGW objects to Set II discovery request No. 44, which seeks to describe "and provide copies of all exhibits Respondent may introduce at the hearing or trial of this matter." Such information has been provided previously to the Complainant or will be provided in connection with PGW's pre-filed testimony, the dead line for which has been set forth by Prehearing Order dated October 2, 2013. The listing of PGW exhibits has not been finalized.

WHEREFORE, for the reasons stated above, PGW respectfully requests that the Commission issue an order sustaining PGW's objections to the Complainants' discovery Set II.

October 21, 2013

Respectfully submitted,



Laureto A. Farinas, Esq.
Philadelphia Gas Works
800 W. Montgomery Avenue
Philadelphia, PA 19122

APPENDIX A

RECEIVED

OCT 21 2013

PA PUBLIC UTILITY COMMISSION
SECRETARY'S BUREAU

SBG Management Services, Inc.

P.O. Box 549 ♦ Abington, PA 19001

☎☐ Phone 215.938.6665 Fax 215.938.7613

VIA FIRST CLASS U.S. MAIL/OVERNIGHT MAIL

October 9, 2013

Laureto Farinas, Esquire
Senior Attorney, Philadelphia Gas
800 Montgomery Avenue, 4th Floor
Philadelphia, PA 19122

Re: SBG Management Services, Inc. et al, v. Philadelphia Gas Works (PGW): Docket No. C-2012-2308465; Docket No. C-2012-2304183; Docket No. C-2012-2304215; Docket No. C-2012-2304167; Docket No. C-2012-2304303; Docket No. C-2012-2334253; Docket No. C-2012-2308462; Docket No. C-2012-2308465; and Docket No. C-2012-2308454.

Dear Mr. Farinas:

Enclosed please find the Complainants' Discovery Requests--Interrogatories, and Requests for Production of Documents--that are being served upon the Respondents in the above-referenced matters, as of today's date.

In accordance with the applicable rules, including 52 Pa. Code Sections 5.342(d) and 5.349(d), the interrogatories are to be answered in writing under oath and documents are to be furnished and served in hand upon the undersigned within twenty (20) days after service of these Interrogatories and Requests for Production of Documents, which is the time period prescribed by the applicable statute, for the above-referenced dockets.

If you have any questions or concerns, please contact me on 215-260-4562 or via email at fboone@sbgmanagement.com. Thank you in advance for your time and consideration.

Sincerely yours,



Francine Thornton Boone, Esquire
Counsel for Complainants

cc: Rosemary Chiavetti, Secretary, Pennsylvania Public Utility Commission (w/o attachments)
Phil Pulley (for Complainants)
Kathy Treadwell (for Complainants)

SBG Management Services, Inc.

P.O. Box 549 ♦ Abington, PA 19001

☎ Phone 215.938.6665

Fax 215.938.7613

VIA FIRST CLASS MAIL/OVERNIGHT MAIL

October 9, 2013

Ms. Rosemary Chiavetta, Secretary
Pennsylvania Public Utility Commission
Commonwealth Keystone Building
400 North Street
P.O. Box 3265
Harrisburg, PA 17105-3265

Re: SBG Management Services, Inc. et al, v. Philadelphia Gas Works (PGW): Docket No. C-2012-2308465; Docket No. C-2012-2304183; Docket No. C-2012-2304215; Docket No. C-2012-2304167; Docket No. C-2012-2304303; Docket No. C-2012-2334253; Docket No. C-2012-2308462; Docket No. C-2012-2308465; and Docket No. C-2012-2308454.

Dear Ms. Chiavetta:

Enclosed for filing with the Commission is an original and three copies of the Certificate of Service for Discovery requests for Interrogatories and Requests for Production of Documents, that have been served upon the Respondent and all active parties, in the above-referenced matters, as of today's date.

If you have any questions or concerns, please contact me on 215-260-4562 or via email at fboone@sbgmanagement.com. Thank you in advance for your time and consideration.

Sincerely yours,



Francine Thornton Boone, Esquire
Counsel for Complainants

cc:

Laureto Farinas, Senior Attorney, Philadelphia Gas Works
Phil Pulley (for Complainants)
Kathy Treadwell (for Complainants)

Francine Thornton Boone, Esquire
SBG Property Management Services, Inc.
P.O. Box 549
Abington, PA 19001
(215) 260 - 4562
fax: (215) 938 - 7613
email: fboone@sbgmanagement.com
Attorney I.D. No. 45118

Attorney for Complainants

COMMONWEALTH OF PENNSYLVANIA
PENNSYLVANIA PUBLIC UTILITY COMMISSION

SBG MANAGEMENT SERVICES, INC./ COLONIAL GARDEN REALTY, LP Complainant	:	DOCKET NO. C-2012-2304183
V.	:	
PHILADELPHIA GAS WORKS Respondent	:	
SBG MANAGEMENT SERVICES, INC./ FAIRMOUNT REALTY Complainant	:	DOCKET NO. C-2012-2304215
V.	:	
PHILADELPHIA GAS WORKS Respondent	:	
SBG MANAGEMENT SERVICES, INC./ SIMON GARDENS REALTY, LP Complainant	:	DOCKET NO. C-2012-2304324
V.	:	
PHILADELPHIA GAS WORKS Respondent	:	
SBG MANAGEMENT SERVICES, INC./ ELRAE GARDEN REALTY, LP Complainant	:	DOCKET NO. C-2012-2304167
V.	:	
PHILADELPHIA GAS WORKS Respondent	:	
SBG MANAGEMENT SERVICES, INC./	:	

MARSHALL SQUARE REALTY, LP : DOCKET NO. C-2012-2304303
Complainant

V. :
PHILADELPHIA GAS WORKS :
Respondent

SBG MANAGEMENT SERVICES, INC./ : DOCKET NO. C-2012-2308454
MARCHWOOD REALTY :
Complainant

V. :
PHILADELPHIA GAS WORKS :
Respondent

SBG MANAGEMENT SERVICES, INC./ : DOCKET NO. C-2012-2308462
OAK LANE REALTY CO., LP :
Complainant

V. :
PHILADELPHIA GAS WORKS :
Respondent

SBG MANAGEMENT SERVICES, INC./ : DOCKET NO. C-2012-2308465
FERN ROCK REALTY :
Complainant

V. :
PHILADELPHIA GAS WORKS :
Respondent

SBG MANAGEMENT SERVICES, INC./ : DOCKET NO. C-2012-2334253
COLONIAL GARDEN REALTY, LP :
Complainant

V. :
PHILADELPHIA GAS WORKS :
Respondent

CERTIFICATE OF SERVICE

I, FRANCINE THORNTON BOONE, ESQUIRE, do hereby certify that I have served the foregoing Discovery Requests: Interrogatories and Requests for Production of Documents for Complainants in the above-referenced matter, via first class, U.S. mail and/or by hand-delivery on this day to all the parties as listed below:


Philadelphia Gas Works (PGW)
% Mr. Laureto Farinas, Esquire
Senior Counsel
800 W. Montgomery Avenue, 4th Floor
Philadelphia, PA 19122

For Respondent (First Class U.S. Mail)

Mr. Phil Pulley and Ms. Kathy Treadwell
SBG Management Services, Inc.
P.O. Box 459, Abington, PA 19001

For Complainants (by hand)

Date: October 9, 2013

BY: 
Francine Thornton Boone, Esquire
(Attorney I.D. No. 45118)
Attorney for Complainants,
SBG Management Services, Inc., et al
702 N. Marshall Street
Philadelphia, PA 19123
T: (215) 260-4562

SBG Management Services, Inc.

P.O. Box 549 ♦ Abington, PA 19001

☎ Phone 215.938.6665

Fax 215.938.7613

VIA FIRST CLASS U.S. MAIL/OVERNIGHT MAIL

October 9, 2013

Laureto Farinas, Esquire
Senior Attorney, Philadelphia Gas
800 Montgomery Avenue, 4th Floor
Philadelphia, PA 19122

Re: SBG Management Services, Inc. et al, v. Philadelphia Gas Works (PGW): Docket No. C-2012-2308465; Docket No. C-2012-2304183; Docket No. C-2012-2304215; Docket No. C-2012-2304167; Docket No. C-2012-2304303; Docket No. C-2012-2334253; Docket No. C-2012-2308462; Docket No. C-2012-2308465; and Docket No. C-2012-2308454.

Dear Mr. Farinas:

Enclosed please find the Complainants' Discovery Requests--Interrogatories, and Requests for Production of Documents--that are being served upon the Respondents in the above-referenced matters, as of today's date.

In accordance with the applicable rules, including 52 Pa. Code Sections 5.342(d) and 5.349(d), the interrogatories are to be answered in writing under oath and documents are to be furnished and served in hand upon the undersigned within twenty (20) days after service of these Interrogatories and Requests for Production of Documents, which is the time period prescribed by the applicable statute, for the above-referenced dockets.

If you have any questions or concerns, please contact me on 215-260-4562 or via email at fboone@sbgmanagement.com. Thank you in advance for your time and consideration.

Sincerely yours,



Francine Thornton Boone, Esquire
Counsel for Complainants

cc: Rosemary Chiavetti, Secretary, Pennsylvania Public Utility Commission (w/o attachments)
Phil Pulley (for Complainants)
Kathy Treadwell (for Complainants)

Francine Thornton Boone, Esquire
SBG Property Management Services, Inc.
702 N. Marshall Street
Philadelphia, PA 19123
(215) 260 – 4562
fax: (215) 938 - 7613
email: Booneft@aol.com
Attorney I.D. No. 45118

Attorney for Complainants

COMMONWEALTH OF PENNSYLVANIA
PENNSYLVANIA PUBLIC UTILITY COMMISSION

SBG MANAGEMENT SERVICES, INC./
COLONIAL GARDEN REALTY, LP : DOCKET NO. C-2012-2304183
Complainant
V. :
PHILADELPHIA GAS WORKS :
Respondent

SBG MANAGEMENT SERVICES, INC./
FAIRMOUNT REALTY : DOCKET NO. C-2012-2304215
Complainant
V. :
PHILADELPHIA GAS WORKS :
Respondent

SBG MANAGEMENT SERVICES, INC./
SIMON GARDENS REALTY, LP : DOCKET NO. C-2012-2304324
Complainant
V. :
PHILADELPHIA GAS WORKS :
Respondent

SBG MANAGEMENT SERVICES, INC./
ELRAE GARDEN REALTY, LP : DOCKET NO. C-2012-2304167
Complainant
V. :
PHILADELPHIA GAS WORKS :
Respondent

SBG MANAGEMENT SERVICES, INC./
MARSHALL SQUARE REALTY, LP : DOCKET NO. C-2012-2304303
Complainant

V.
PHILADELPHIA GAS WORKS :
Respondent

SBG MANAGEMENT SERVICES, INC./
MARCHWOOD REALTY : DOCKET NO. C-2012-2308454
Complainant

V. :
PHILADELPHIA GAS WORKS :
Respondent

SBG MANAGEMENT SERVICES, INC./
OAK LANE REALTY CO., LP : DOCKET NO. C-2012-2308462
Complainant

V. :
PHILADELPHIA GAS WORKS :
Respondent

SBG MANAGEMENT SERVICES, INC./
FERN ROCK REALTY : DOCKET NO. C-2012-2308465
Complainant

V. :
PHILADELPHIA GAS WORKS :
Respondent

SBG MANAGEMENT SERVICES, INC./
COLONIAL GARDEN REALTY, LP : DOCKET NO. C-2012-2334253
Complainant

V. :
PHILADELPHIA GAS WORKS :
Respondent

TO: RESPONDENTS
PHILADELPHIA GAS WORKS (PGW)
% MR. LAURETO FARINAS, ESQ.
SENIOR ATTORNEY, PGW
800 W. Montgomery Avenue, 4th Floor
Philadelphia, PA 19122

**COMPLAINANTS', SBG MANAGEMENT SERVICES, INC., COLONIAL GARDEN REALTY
CO. (I), COLONIAL GARDEN REALTY CO. (II), FAIRMOUNT REALTY CO., SIMON
GARDENS, ELRAE GARDEN REALTY, MARCHWOOD REALTY, FERNROCK REALTY, OAK
LANE REALTY CO., L.P., AND MARSHALL SQUARE REALTY,**

**REQUESTS FOR PRODUCTION OF DOCUMENTS AND
INTERROGATORIES ADDRESSED TO RESPONDENT PHILADELPHIA GAS WORKS, SET II**

Pursuant to 52 Pa. Code Sections 5.341, 5.342 and 5.349 and the applicable Pennsylvania Rules of Civil Procedure, Colonial Garden Realty Co. (I) (“Colonial I), Colonial Garden Realty Co. (II) (“Colonial II”) (the two Colonial cases, hereafter collectively referred to as, “Colonial”), SBG Management Services, Inc. (“SBG”), Fairmount Realty Co. (“Fairmount”), Simon Gardens (“Simon”), Elrae Garden Realty (“Elrae”), Marchwood Realty (“Marchwood”), Fernrock Realty (“Fernrock”), Oak Lane Realty Co., L.P. (“Oak Lane”), and Marshall Square Realty (“Marshall”) (hereafter, individually “Complainant” and collectively, “Complainants”) hereby propound the following interrogatories and requests for documents upon Philadelphia Gas Works (“Respondent” or “PGW”) to be answered by those officers, employees or agents of PGW as may be cognizant of the requested information and who are authorized to answer on behalf of PGW. *These interrogatories and requests for documents are propounded on a continuing basis so as to require you to submit supplemental answers and/or documents should additional information become known that would have been includable in your answers and document production had they been known or available, or should information and/or documents supplied in the answers or production prove to be incorrect or incomplete and to supply the same within the time periods required by the Pennsylvania Rules of Civil Procedure and Section 5 of Chapter 52 of the Pennsylvania Code. Complainants reserve the right to propound additional interrogatories and to request additional documents as and if additional information is required. In accordance with 52 Pa. Code Sections 5.342(d) and 5.349(d), the interrogatories are to be answered in writing under oath and documents are to be furnished and served in hand upon the undersigned within twenty (20) days after service of these Interrogatories and Requests for Production, which is the time period prescribed by the applicable statutes, for the above-referenced dockets.*

These Interrogatories are addressed to you as a party to this action; your answers shall be based upon information known to you or in the possession, custody or control of you, your attorney or other representative acting on your behalf whether in preparation for litigation or otherwise. These Interrogatories must be answered completely and specifically by you in writing and must be verified. The fact that

investigation is continuing or that discovery is not complete shall not be used as an excuse for failure to answer each interrogatory as completely as possible. The omission of any name, fact, or other item of information from the Answers shall be deemed a representation that such name, fact, or other item was not known to Respondent, their counsel, or other representatives at the time of service of the Answers.

Additional Instructions

1. Any references to “Respondent”, “Respondents”, “Respondent’s” or “Respondent(s)” shall be treated as referring to Philadelphia Gas Works (“PGW”) as named within this lawsuit, individually and collectively, as may be appropriate.

2. This request applies to all documents in Respondent’s possession, custody or control or in the possession, custody or control of persons acting or purporting to act on your behalf, including, but not limited to, your present and former managers, officers, directors, agents, servants, contractors, employees, accountants, attorneys, investigators, indemnitors, insurers, consultants and sureties.

3. If any objection is made to any of the following interrogatories or discovery requests, the Respondent shall make any such objection and state the relevant legal basis for such objection. If any objection is made based upon a claim of privilege as to any response, Respondent shall state the legal basis for the privilege Respondent is invoking and provide a detailed privilege log to support the invocation of such privilege.

4. Each and every interrogatory and discovery request herein is deemed continuing in nature pursuant to the Pennsylvania Rules of Civil Procedure and Pennsylvania Public Utility Commission (“Commission”), and Respondents are obligated to reasonably amend and provide any updated information that renders the responses to one or more of these interrogatories and discovery requests, incomplete or inaccurate, and serve those amended responses upon the undersigned Complainants’ counsel.

5. Complainants at its/their expense requests that the documents be produced and made available for this inspection at Complainants’ office of counsel located at 1095 Rydal Rd., Jenkintown, PA 19046, or at such office of the Respondent as may be the location of any of the documents requested, during

normal business hours, and with the least possible disruption to the ordinary course of Respondent's duties and responsibilities.

6. Complainants further requests that this inspection be permitted by Respondents immediately after Respondents' response to this request has been filed, and that Complainants' attorney be permitted to remove from Respondent's custody such documents as they may desire to copy, on the understanding that Complainants' attorneys will be responsible for such documents so long as they are in their possession, that copying will be done at Complainants' expense, and that the documents will be promptly returned after copying has been completed.

7. These interrogatories and discovery requests are intended to cover all documents in Respondent's possession, or subject to their custody and control, regardless of location. If there are no such documents, please so state. If there are such documents, please list and mark appended documents responsive to each request.

8. Each interrogatory propounded herein should be answered upon Respondent's entire knowledge from all sources and all information in Respondent's possession or otherwise available to Respondent, including information from Respondent's officers, employees, agents, representatives or consultants and information which is known by each of them. An incomplete or evasive answer is deemed a failure to answer.

9. If any answer is qualified, Respondent shall state specifically the terms of each qualification and the reasons for it. If an interrogatory cannot be answered in full, state the part which can be answered and answer the same in full to the extent possible; state further and specifically the reason(s) why the remainder cannot be answered.

10. If any interrogatory may be answered fully by a document, the document may be attached in lieu of an answer if the document is marked to refer to the Interrogatory to which it responds.

11. For purpose of these requests, a statement is: (a) a written statement signed or otherwise adopted or approved by the person making it, or (b) stenographic, mechanical, electrical, or other recording,

or a transcription thereof, which is a substantially verbatim recital of an oral statement by the person making it and contemporaneously recorded.

12. Fully describe any documents, which are being withheld from production and the reasons why any such documents have been withheld.

13. Submit an affidavit from the responding party stating that there has been full compliance with this request.

14. Unless otherwise indicated, the time period for all requests is from the initiation of gas service for each Complainant at each Subject Property (as defined below), to the present.

15. If you object to any part of an interrogatory or request, answer all parts of such interrogatories or requests to which you do not object, and as to each part to which you do object, separately set forth the specific basis for the objection.

16. If you claim any form of privilege or other protection from disclosure as a ground for withholding information responsive to an interrogatory or request for production or any part thereof, contained in a non-written communication, state the following with respect to the non-written communication:

(i) the date thereof;

(ii) the identity of each of the participants in the non-written communication;

(iii) the identity of each person present during all or any part of the non-written communication;

(iv) a description of the non-written communication which is sufficient to identify the particular communication without revealing the information for which a privilege or protection from non-disclosure is claimed;

(v) the nature of your claim of non-discoverability (e.g. attorney-client privilege); and

(vi) each and every fact on which you rest your claim of privilege or other protection from disclosure, stated with sufficient specificity to permit Complainants to make a full determination as to whether your claim is valid.

17. If you claim any kind of privilege or other protection from disclosure as a ground for withholding information responsive to an interrogatory or request or any part thereof, contained in a document, set forth with respect to the document:

- (i) the date and number of pages;
- (ii) the identity of the author(s) or preparer(s);
- (iii) the identity of the addressee, if any;
- (iv) the title;
- (v) the type of tangible thing (e.g. letter, memorandum, telegram, chart, report, recording disc);
- (vi) the subject matter (without revealing the information as to which privilege or protection from non-disclosure is claimed);
- (vii) the identity of each person who has received the document or to whom knowledge of the contents of the document was communicated;
- (viii) the identity of the present custodian(s);
- (ix) the nature of your claim of non-discoverability (e.g. attorney-client privilege); and
- (x) each and every fact on which you rest your claim of privilege or other protection from disclosure, stated with sufficient specificity to permit Complainants to make a full determination as to whether your claim is valid.

18. If you claim any form of privilege or other protection from disclosure, as a ground for not answering any interrogatory or request or any part thereof, set forth:

- (i) the nature of your claim as to non-discoverability; and
- (ii) each and every fact on which you rest your claim or privilege or other protection from disclosure, stating such facts with sufficient specificity to permit Complainants to make a full determination as to whether your claim is valid.

19. If you know of any document, communication or information but cannot give the specific information or the full information called for by a particular interrogatory or request, so state and give the

best information you have on the subject and identify every person you believe to have the required information.

20. The singular form of a noun or pronoun shall be considered to include within its meaning the plural form of the noun or pronoun, and vice-versa; the masculine form of a pronoun shall be considered to include also within its meaning the feminine and neuter forms of the pronoun, and vice versa; and the use of any tense of any verb shall be considered to include also within its meaning all other tenses of the verb. In each instance, the interrogatory or request shall be construed so as to require the most inclusive answer or production.

21. Please attach written material to any answer for which written material is requested and/or available. If such written material is not available, state where it may be obtained. Label the written material with the number of the interrogatory to which it pertains.

22. On each Interrogatory response list the name and title of the person or persons who prepared the response or who is responsible for the information contained therein.

23. PURSUANT TO THE E-DISCOVERY REQUIREMENTS OF THE PENNSYLVANIA RULES OF CIVIL PROCEDURE 4009.1, COMPLAINANT SPECIFICALLY DEMANDS HEREIN THAT ALL DISCOVERY DOCUMENTS THAT CAN BE PRODUCED IN READABLE AND FULLY SEARCHABLE ELECTRONIC FORMAT BE PRODUCED IN THAT FORMAT. "PRINT SCREENS," PRINTOUTS, OR OTHER MANUALLY PRODUCED COPIES OF ELECTRONIC DATA ARE UNACCEPTABLE.

Definitions

As used in these Interrogatories and Requests for Production of Documents, the following terms have the meaning as set forth below:

1. The terms "**Complainant**" or "**Complainants**" means Colonial Garden Realty Co. (I) ("Colonial I), Colonial Garden Realty Co. (II) ("Colonial II") (the two Colonial cases, hereafter collectively referred to as, "Colonial"), SBG Management Services, Inc. ("SBG"), Fairmount Realty Co. ("Fairmount"), Simon Gardens ("Simon"), Elrae Garden Realty ("Elrae"), Marchwood Realty ("Marchwood"), Fernrock

Realty (“Fernrock”), Oak Lane Realty Co., L.P. (“Oak Lane”), and Marshall Square Realty (“Marshall”), and any affiliate or related entity, unless the context indicates otherwise (hereafter, individually “Complainant” and all collectively, “Complainants”)

2. The term **“Respondent” or “You”** means the Respondent, Philadelphia Gas Works, PGW, and its agents, representatives, employees, contractors, officers, directors, related parties, and/or counsel of PGW, in interest.

3. **“Address”** means the present or last known street name and number, city or town, state and zip code.

4. **“Customer Account(s)”** as used herein shall mean and include all SBG and Non-tenant accounts, customer accounts, “SA” accounts or “SA” metered accounts and numbers, former and current meters and meter numbers for which Complainants have been held legally responsible for payment of bills rendered for natural gas service by the Respondents, at the Subject Property and/or Subject Properties as defined herein, including but not limited to the “Disputed Transactions, as defined herein, and as set forth as highlighted transactions on corresponding Exhibits “A-1” (for Colonial), “A-2” (for Elrae), “A-3” (for Fairmount), “A-4” (for Fernrock), “A-5” (for Marchwood), “A-6” (for Marshall), “A-7” (for Oak Lane), and “A-8” (for Simon), (collectively, “Exhibits ‘A-1’ through ‘A-8’”), and involving such subjects such as credit determinations, deposit requirements, the accuracy of meter readings or bill amounts, interest charges imposed or whether the proper party has been properly charged for service.

5. **“Disputed Transactions”** refers to any and all disputes (including those as defined in accordance with 52 Pa. Code §56.2), questions, complaints, and/or inquiries regarding Customer Accounts and includes, but is not limited to those transactions identified on PGW’s Statement of Account and which are now identified by number as Disputed Transactions for each Subject Property in Exhibits “A-1” through “A-8” for Complainants, SBG, Colonial, Fairmount, Simon, Elrae, Marchwood, Fernrock, Oak Lane, and Marshall.

6. **“Documents”**: As used in these interrogatories and discovery requests, the term **“document” or “documents”**, has the same meaning and scope as in Rule 4009 of the Pennsylvania Rules

of Civil Procedure and includes without limitation, and means every writing or recorded material of every type and description, of any kind, that is in the possession, control or custody of Respondent, which Respondent has knowledge, whether originals, copies or facsimiles. Such writings or recordings include, but are not limited to, collection notes, "MELITA" notes, "MELITA" records, electronic computer collection records, printouts of collection records, sample collection letters, Metro-data tapes, diskettes, computer hard drives, tape backups, Zip-type disks, magnetic media of any kind, CD-ROM, DVD, correspondence, memoranda, stenographic notes, handwritten notes, contracts, documents, rough drafts, inter-office memoranda, memoranda for the files, letters, research materials, logs, diaries, forms, bank statements, tax returns, card files, books of account, journals, ledgers, customer statement of account records, policies and procedures manuals, accounting system meta data, invoices, diagrams, minutes, manuals, studies, publications, pamphlets, pictures, films, voice recordings, reports, public utility reports, test results, technical reports, test records data, meter records, capping meters, meter prover tests, installation test reports, surveys, minutes, statistical compilations, data processing cards, computer records, tapes, print-outs, agreements, communications, state and federal governmental hearings, reports, correspondence, telegrams, memoranda, summaries or records of telephone conversations, summaries or records of personal conversations or interviews, diaries, graphs, notebooks, note charts, charts, plans, drawings, sketches, maps, summaries or records of meetings or conferences, summaries or reports of investigations or negotiations, opinions or reports of consultants, photographs, video tape, motion picture film, digital photographs, brochures, advertisements, circular, press releases, drafts, any marginal comments appearing on any document, all other writings, books of all nature and kind whether handwritten, typed, printed, mimeographed, photocopied or otherwise reproduced, all tape recordings (whether for computer, audio, or visual replay) and all other written, printed, and recorded matter or tangible things upon which words, phrases, symbols or information of any kind are recorded, encrypted or otherwise stored.

7. A request to "identify" a document is a request to state the following, as applicable:
 - a. The date of the document;
 - b. The type of document;

- c. The names and present addresses of the person or persons who prepared the document and of the signers and addressors of the document;
- d. The name of the employer or principal whom the signers, addressors and preparers were representing;
- e. The present location of the document;
- f. The name and current business and home addresses of the present custodian of the original document, and any copies of it;
- g. A summary of the contents of the document; and
- h. If the original document is no longer in Respondent's possession or was destroyed, state the actual or approximate date of such disposition and reason for or circumstances surrounding as well as the authorization for such disposition;
- i. With respect to any non-written communication or "oral communication", the term "identify" or "identity" shall mean to state the identity of the natural person(s) making and receiving the communication, their respective principals or employers at the time of the communication, and the topic or subject matter of the communication.

8. The term "**including**" means "including, but not limited to."

9. "**List**", "**describe**", "**explain**", "**specify**", or "**state**" means to set forth fully, in detail, and unambiguously each and every fact of which Respondent has knowledge, which is relevant to the answer called for by the interrogatory.

10. The term "**oral communication**" means any utterance heard, whether in person, by telephone or otherwise.

11. "**Person**" or "**persons**" means a natural person, firm, proprietorship, association, corporation or any other type of organization or entity.

12. As used herein, "**relative to**," "**relating to**," "**relates to**" or "**relevant to**" shall mean directly or indirectly mentioning or describing, pertaining to, being connected with, or reflecting upon a stated subject matter.

13. The term to “**state the basis**” for an allegation, contention, conclusion, position or answer means (a) to identify and specify the sources therefore, and (b) to identify and specify all facts on which you rely or intend to rely in support of the allegation, contention, conclusion, position or answer, and (c) to set forth and explain the nature and application to the relevant facts of all pertinent legal theories upon which you rely for your knowledge, information, and/or belief that there are good grounds to support such allegation, contention, conclusion, position or answer.

14. “**Subject Property**” or “**Subject Properties**” as used herein shall mean and be defined as the properties owned and/or operated by the Complainants in these consolidated matters for which Respondents provide or have provided natural gas service, and as named herein, and as located at the addresses set forth herein: (1) Colonial Garden Realty Co., Complainant, in Docket No. C-2012-2304183 (“Colonial I), and in Docket No. C-2012-2334253 (“Colonial II”) is the owner of the property located at 5427 Wayne Avenue, Philadelphia, PA 19144 (the two Colonial cases, hereafter collectively referred to as, “Colonial”), (2) Fairmount Realty Co. (“Fairmount”), Complainant, Docket No. C-2012-2304215, is the owner of the property located at 650 Fairmount Avenue, Philadelphia, PA 19123 and 700 North Marshall Street, Philadelphia, PA 19123, (3) Simon Gardens (“Simon”), Complainant, Docket No. C-2012-2304324, is the owner of property located at 6731 and 6732 Musgrave Street, Philadelphia, PA 19119, (4) Elrae Garden Realty (“Elrae”), Complainant, Docket No. C-2012-2304167, is the owner of the property located at 3608 - 3610 Spring Garden Street and 4012 - 4028 Baring Street, Philadelphia, PA 19104, (5) Marshall Square Realty (“Marshall”), Complainant, Docket No. C-2012-2304303, is the owner of property located at 844 - 845 North 6th Street, Philadelphia, PA 19123, (6) Marchwood Realty Co., L.P., Complainant, Docket No. C-2012-2308454, is the owner of the property located at 5515 Wissahickon Avenue, Philadelphia, PA 19144, (“Marchwood” or “Subject Property”); (7) Oak Lane Realty Co., L.P., Complainant, Docket No. C-2012- 2308462, is the owner of the property located at 1623 - 35 Cheltenham Avenue, Philadelphia, PA 19126, (“Oak Lane” or “Subject Property”); and (8) Fernrock Realty, Complainant, Docket No. C-2012-2308465 is the owner of the property located at 910 W. Godfrey Avenue, Philadelphia, PA 19141

(“Fernrock” or “Subject Property”) (hereafter, individually referred to as, “Subject Property” or collectively referred to as “Subject Properties”).

15. In construing these requests, the **plural** shall include the **singular**, the singular shall include the plural, and a **masculine, feminine or neuter pronoun** shall not exclude the other genders.

**REQUESTS FOR PRODUCTION OF DOCUMENTS AND
INTERROGATORIES, SET II**

1. For each individual person, officer, employee, agent, or other entity answering or providing any information used by Respondent to answer any Interrogatory, state the following:

- a. First, last, and middle legal name;
- b. All DBA, fake, or alias name(s) used by this person;
- c. Job title or capacity;
- d. Business address and telephone number;
- e. Home address and telephone number; and
- f. Age;

2. Identify each document referred to or consulted by Respondent in the preparation of the Answers to these Interrogatories and Discovery Requests made within this entire document.

3. For each document identified and in Respondent’s possession, or subject to their custody and control, regardless of location exists, Respondents shall produce or make available for inspection the document identified in response to the propounded interrogatory.

4. Identify all persons known to Respondent to have personal knowledge of any facts or issues involved in this lawsuit, state the following:

- a. First, last, and middle legal name;
- b. All DBAs, fake, or alias name(s) used by this person;
- c. Job title or capacity;
- d. Business address and telephone number;
- e. Home address and telephone number; and

f. Age;

5. Identify and describe with particularity any and all documents, of any kind, that are in the possession, control or custody of Respondent, or of which Respondent has knowledge, whether originals, copies or facsimiles, regardless of their location, which are utilized to manage Complainants' Customer Accounts, SA accounts, former and current meters located at the Subject Properties, including but not limited to, Disputed Transactions attached hereto as Exhibits "A-1" through "A-8".

6. Identify and describe with particularity all training that Respondent provides or receives, in the area of debt collection activities, including but not limited to:

- a. The training content, timing, and duration;
- b. All documents and audio or visual materials used in such training; and
- c. Each person involved in providing such training.

7. Identify and describe with particularity all training that Respondent provides or receives, in the area of customer billing activities, including but not limited to:

- a. The training content, timing, and duration;
- b. All documents and audio or visual materials used in such training; and
- c. Each person involved in providing such training.

8. Identify and describe with particularity all training that Respondent provides or receives, in the area of customer dispute resolution activities, including but not limited to:

- a. The training content, timing, and duration;
- b. All documents and audio or visual materials used in such training; and
- c. Each person involved in providing such training.

9. Identify and describe all documents, manuals, instructions, checklists, memorandum, restrictions or other documentation or instructions that Respondent is given, read, reviewed, or otherwise used, *regarding policies and procedures related to:*

- a. The management of Customer Accounts.
- b. Customer dispute resolution techniques, methods and practices.

- c. The debt collection activities on Customer Accounts.
- d. Meter reading, meter testing practices, policies and procedures.
- e. Responding to inquiries from third parties on Customer Accounts.

10. Identify and describe with particularity all training that Respondent provides or receives, in the area of Customer Account management activities, including but not limited to:

- a. The training content, timing, and duration;
- b. All documents and audio or visual materials used in such training; and
- c. Each person involved in providing such training. Identify and describe any and all documents that describe, record, or establish Respondent's methods and techniques used to collect debts.

- d. Each person involved in providing such training. Identify and describe any and all documents that describe, record, or establish Respondent's methods and techniques used to manage or respond to customer billing disputes.

11. Identify and describe fully any and all computerized, mechanical, manual, or other system(s) that Respondent uses, maintains, or operates to record any and all mail, email, telephone, electronic data collection, electronic notation, in-person, or other forms of communications, or attempted communications, with persons or other third parties in connection with the collection of accounts, and Respondent's policies and procedures for operating such a system of records pertaining to Complainants' Customer Accounts, SA accounts, former and current meters located at the Subject Properties, including but not limited to, Disputed Transactions attached hereto as Exhibits "A-1" through "A-8".

12. Identify and describe fully any and all computerized, mechanical, manual, or other system(s) that Respondent uses, maintains, or operates to record any and all mail, email, electronic data collection, electronic notation, telephone, in-person, or other forms of communications, or attempted communications, with persons or other third parties in connection with rates charged or billed or the billing of Customer Accounts, and Respondent's policies and procedures for operating such a system of records, pertaining to Complainants' Customer Accounts, SA accounts, former and current meters located at the Subject Properties, including but not limited to, Disputed Transactions attached hereto as Exhibits "A-1" through "A-8".

13. Identify and describe fully any and all computerized, mechanical, manual, or other system(s) that Respondent uses, maintains, or operates to record any and all mail, telephone, in-person, or other forms of communications, or attempted communications, with persons or other third parties in connection with the dispute resolution practices, and Respondent's policies and procedures for operating such a system of records.

14. Identify whether Respondent, including, any or all of the Respondent's employees, directors, officers, managers, contractors, and/or related parties, notate, manually or electronically record, or tape record, telephone calls by any means with any persons from whom they are collecting debts or alleged debts, and what steps are taken to preserve these recordings.

15. Identify whether Respondent, including, any or all of the Respondent's employees, directors, officers, managers, contractors, and/or related parties, notate, manually or electronically record, or tape record, telephone calls by any means with any persons from whom they are performing customer dispute resolution actions, and what steps are taken to preserve these recordings or notations.

16. Identify whether Respondent, including, any or all of the Respondent's employees, directors, officers, managers, contractors, and/or related parties, recorded any telephone call, manually or electronically notated, logged, discussions with Complainants and whether or not these recordings, logs or notations have been preserved, and the current location and/or disposition of these recordings or notations pertaining to Complainant's Customer Accounts, SA accounts, former and current meters located at the Subject Properties, including but not limited to, Disputed Transactions attached hereto as Exhibits "A-1" through "A-8".

17. In the form of a chronology, for each of Complainants Customer Accounts, SA accounts, former and current meters located at the Subject Properties, including but not limited to, Disputed Transactions attached hereto as Exhibits "A-1" through "A-8", identify and describe in detail and with particularity, the process, the origin, the events, and circumstances under which the Complainants incurred the arrearages, if any alleged due by Respondent, sufficient to warrant the imposition of municipal liens, identifying all documents relevant to, related to, or reflecting such filing or imposition of such municipal lien.

18. Identify and describe each document known to Respondent, which is related to or contains information about the debts that Respondent alleges are due and owing by Complainants and for which Respondent has sought or now seeks to collect on, from Complainants for utility service provided by Respondent, pertaining to Complainant's Customer Accounts, SA accounts, former and current meters located at the Subject Properties, including but not limited to, Disputed Transactions attached hereto as Exhibits "A-1" through "A-8".

19. Identify, explain and describe each document known to Respondent, which is related to or contains information about billing inquiries, complaints, or disputes on or pertaining to Complainant's Customer Accounts, SA accounts, former and current meters located at the Subject Properties, including but not limited to, Disputed Transactions attached hereto as Exhibits "A-1" through "A-8".

20. Identify, describe and explain each instance of a mistake, error or event requiring a correction by Respondent for which Respondent was responsible—either for the error or the correction—pertaining to Complainants' Customer Accounts, SA accounts, former and current meters located at the Subject Properties, including but not limited to, Disputed Transactions attached hereto as Exhibits "A-1" through "A-8"; thereafter, identify and describe the conduct and action taken by Respondents to resolve, correct, repair or rectify the dispute, problem, or error.

21. Identify and describe in detail each mathematical method, algebraic mean, algorithm and method of calculation used by Respondent to calculate or to confirm the accuracy of Complainant's utility bills from initiation of the Customer Account in each Complainant's name to the present:

a. Describing for each equation, the basis for and manner in which Respondents' imposed its rates and charges;

b. The particular tariff granting authority for or referred to or used to calculate or impose such charges;

c. How and when any charges or payments in accordance with the applicable tariffs were applied to Complainant's Customer Accounts, SA accounts, former and current meters located at the Subject Properties, including but not limited to, Disputed Transactions attached hereto as Exhibits "A-1" through "A-8".

22. Identify and describe each communication, or attempted communication, by any means, between the Respondents and the Complainants, or any other person, which was made in connection with the collection of Complainants' Customer Accounts, by stating the following:

- a. The name of the individual initiating communication;
- b. The name of the person and/or description of the person to whom the communication was directed;
- c. The date and time of the communication;
- d. The method of the communication (e.g. letter, phone call, in-person);
- e. A detailed description of the substance of the communication, (do not simply refer to collection notes);
- f. Identification of all witnesses to or participants in the communication; and,
- g. Any actions taken by any Respondent as a result of the communication.

23. Identify and describe each communication, or attempted communication, between the Respondents and the Complainants, or any other person related to this litigation, by any means, which was made in connection with the bills, billings, rates, billing disputes, billing practices/statements for Complainants' Customer Accounts, SA accounts, former and current meters located at the Subject Properties, including but not limited to, Disputed Transactions attached hereto as Exhibits "A-1" through "A-8".

- a. The name of the individual initiating communication;
- b. The name of the person and/or description of the person to whom the communication was directed;
- c. The date and time of the communication;
- d. The method of the communication (e.g. letter, phone call, in-person);
- e. A detailed description of the substance of the communication, (do not simply refer to collection notes);
- f. Identification of all witnesses to or participants in the communication; and,

h. Any actions taken by any Respondent as a result of the communication.

24. Identify and describe each communication, or attempted communication, between the Respondent and the Complainants, or any other person, which was made in connection with the dispute resolution negotiations for Complainants' Customer Accounts, including, but limited to the Disputed Transactions, including those set forth at Exhibits "A-1" through "A-8", by stating the following:

a. The name of the individual initiating communication;

b. The name of the person and/or description of the person to whom the communication was directed;

c. The date and time of the communication;

d. The method of the communication (e.g. letter, phone call, in-person);

e. A detailed description of the substance of the communication, (do not simply refer to collection notes);

f. Identification of all witnesses to or participants in the communication;

g. Any actions taken by any Respondent, or agent thereof, as a result of the communication; and

h. Identify, describe and explain the resolution reached by the parties.

25. Identify and describe the manner and frequency in which Respondent maintains, repairs, inspects, tests, and insures accuracy of utility meters, pertaining to Complainant's Customer Accounts, SA accounts, former and current meters located at the Subject Properties, including but not limited to, the Disputed Transactions attached hereto as Exhibits "A-1" through "A-8", and for each Customer Account and/or SA metered account number--identify and state the following:

a. The date of each meter and sub-meter test for each meter where at any or all of the Subject Properties, from time of application for service to the present.

b. Describe the nature of each test and results of each test performed.

c. The name of the person(s) conducting the test and documenting the results of each test.

d. Identify any written, electronic, notations or reports of tests performed or condition reports of meters tested (including the date of the test and report and the author of the report).

e. Identify any repaired or replaced meters.

f. Identify the date and manner of meters replaced or repaired at the Subject Property or Subject Properties, by named property address, account number, and SA accounts, if applicable, and explain the methodology used for determining the necessity for replacement and/or repair.

26. Identify and describe any writings, utility reports, correspondence, letters, memorandums, email communications, "MELITA" notes, or any other documentation Respondents sent, mailed, faxed to Complainants or the Commission related to the resolution of or pertaining to Complainant's Customer Accounts, SA accounts, former and current meters located at the Subject Properties, including but not limited to, Disputed Transactions attached hereto as Exhibits "A-1" through "A-8", and including but not limited to the same as located in the books and records of Respondents' Dispute Resolution Group, Customer Service Center and/or the Commercial Resource Center.

27. Identify and describe any writings, utility reports, correspondence, letters, memorandums, email communications, notes, electronic notations, or any other documentation Respondents sent, mailed, emailed, faxed to Complainants or the Commission related to the filing of an Informal Complaint with the Commission related to Complainants' customer disputes, disputed transactions, or pertaining to Complainant's Customer Accounts, SA accounts, former and current meters located at the Subject Properties, including but not limited to, Disputed Transactions attached hereto as Exhibits "A-1" through "A-8", and including but not limited to the same as located in the books and records of Respondents' Dispute Resolution Group, Customer Service Center and/or the Commercial Resource Center.

28. Identify, describe and explain Respondent's system of accounts, its policies and practices pertaining to maintaining and ensuring accuracy of customer financial accounts and collection accounts, identify and state the following:

a. Explain whether and how the Respondents' system of accounts is in conformity with the Uniform System of Accounts Prescribed for Natural Gas Companies by the Federal Energy Regulatory Commission.

b. The name of the accounting operating system maintained by Respondents.

- c. The method for determining how payments are applied and reflected or stated on Customer Accounts.
- d. State the manner in which all usage and billed charges applied to Customer Accounts as payments are received and credited.
- e. Describe the manner in which Respondent determines that a Customer Account should be subject to a collection action of any kind, including a collection action to file and/or impose a municipal lien.
29. Identify, describe and explain Respondent's automated collection policies and practices.
30. Identify any policy and procedures, manuals, written memoranda, communications and other writings, internal policies, meta-data or documents that describe and explain Respondent's collection and billing practices.
31. Identify, describe and explain any manual methods of accounting, bookkeeping or other accounting practice Respondent utilized to adjust Customer Accounts.
32. Name each Respondent/PGW manager, supervisor, department head or chair, employee or related party responsible for applying Complainants' payments to the Customer Accounts and for verifying said application of Complainants' payments to the applicable Customer Accounts.
33. Identify, describe and explain the manner and methodology used in by Respondent, to calculate and apply charges for "makeup" bills for or relating to all or any Customer Accounts.
34. Identify, describe and explain the manner and methodology used by Respondent to calculate and apply charges for makeup bills for or relating to Complainant's Customer Accounts, SA accounts, former and current meters located at the Subject Properties, and including but not limited to, Disputed Transactions attached hereto as Exhibits "A-1" through "A-8".
35. Identify, describe and explain the manner, calculations, and methodology Respondents used to calculate and apply interest charges to Complainants' Customer Accounts where liens were filed with the Philadelphia Court of Common Pleas and/or Philadelphia Municipal Court, for Complainants' Customer

Accounts, SA accounts, former and current meters located at the Subject Properties, and including but not limited to, Disputed Transactions attached hereto and set forth at Exhibits "A-1" through "A-8".

36. Identify, describe and explain the numeric interest rate used by Respondent to calculate and apply interest on late charges on Complainants' Customer Accounts, SA metered account numbers, former and current meters located at the Subject Properties, and including but not limited to, the Disputed Transactions attached hereto as Exhibits "A-1" through "A-8".

37. Identify, describe and explain the numeric interest rate used by Respondent to calculate and apply interest on outstanding municipal liens for the Customer Accounts from initiation of the Customer Account for or in each Complainant's name to the present, in particular, the accounts pertaining to Complainant's Customer Accounts, SA accounts, former and current meters located at the Subject Properties, and including but not limited to, Disputed Transactions attached hereto as Exhibits "A-1" through "A-8".

38. Identify, describe and explain the origin of, as well as the billing period and gas usage period covered by each lien filed or imposed on any and all of Complainants' Customer Accounts, SA accounts, former and current meters located at the Subject Properties, and including but not limited to, those related to the Disputed Transactions attached hereto as Exhibits "A-1" through "A-8" imposed since initiation of the Customer Account in each Complainants' name.

39. Identify, describe, and produce all documents, court orders, notices, letters, correspondence, and/or other writings Respondent sent to the Commission and to Complainants indicating that any municipal liens on file with the Court of Common Pleas and/or Municipal Court have been marked as satisfied, and for each production, provide the date and manner in which notice was given to Complainants of the same, for Complainants' Customer Accounts, SA accounts, former and current meters located at the Subject Properties, including but not limited to, the Disputed Transactions attached hereto as Exhibits "A-1" through "A-8".

40. Identify all persons and their immediate supervisor known to Respondent to have personal knowledge of any facts or issues involved in the establishment, maintenance, calculations, assumptions,

algorithms, accounting practices with respect to Respondent/PGW's system of accounts as it pertains to this lawsuit, state the following:

- a. First, last, and middle legal name;
- b. All DBAs, fake, or alias name(s) used by this person;
- c. Job title or capacity;
- d. Business address and telephone number;
- e. Home address and telephone number; and
- f. Age.

41. As set forth in any responses or documents produced in response to these Interrogatories and Requests for Production of Documents and/or as used by Respondent for Respondent's specific data and record keeping, identify, explain, and describe all acronyms, abbreviations, and alphabetical and numeric codes displayed on utility bills, MELITA notes, internal correspondence, notations to Customer Accounts, Statement of Accounts, and other writings and documents of Respondent.

42. State the name, address, telephone number, title, place of employment and field of expertise of each person whom Respondent intends to call as an expert witness at a trial of this case, identifying:

- a. The subject matter on which the expert is expected to testify;
- b. The substance of the facts and opinions to which the expert is expected to testify;
- c. A summary of the grounds for each opinion the expert is expected to testify;
- d. All documents, treatises, books, studies, or other materials upon which the expert may rely for information or support of facts and opinions; and
- e. The expert's current curriculum vitae or résumé.

43. Identify by name, position, home address, home telephone number, business address, business telephone number, all witnesses that Respondent intends to call or may call to testify at trial, and provide a detailed summary of the expected testimony of each such person.

44. Identify, describe specifically and provide copies of all exhibits Respondent may introduce at the hearing or trial of this matter. In responding to this Interrogatory, also supply copies of each such exhibit and mark them as responsive to this Interrogatory.

VERIFICATION

I verify and affirm that the statements made in this foregoing document are true and correct. I understand that false statements made herein are subject to the penalties of 18 Pa.C.S.A. § 4904 relating to unsworn falsification to authorities.

Date: _____

Respondent/PGW

COLONIAL GARDEN
5425-7 WAYNE AVE Apt M1 PHII, PA 19144
STATEMENT

From Date 7/1/2004
Account Number 6128000245

To Date 8/26/2011
SA Number 1375369694/1375369694

Meter 1987516

Dispute NO.	Transaction Date	Type	Reading	Reading Code	# of Days	CCF Usage	Average CCF/Days	Heating DDD's	Payment Type	Due Date	Transaction Amount	DISPUTE CODE	Current Balance	Actual Balance	% Calculated LPC assessed Current Balance
1	2/18/2005	BILL	7145	R	30	222	7.4			3/16/2005	\$311.52	J	\$311.52	\$311.52	
2	2/18/2005	BILL	8093	R	29	948	32.69			3/16/2005	\$1,671.99	J	\$1,671.99	\$1,671.99	
3	2/18/2005	BILL	9934	R	30	1841	29.69			3/16/2005	\$2,646.09	J	\$4,318.08	\$4,318.08	
4	2/18/2005	BILL	10609	R	29	675	23.28		11	3/16/2005	\$1,015.19	J	\$5,333.27	\$5,333.27	
5	2/18/2005	BILL	11286	R	32	677	21.16			3/16/2005	\$1,018.19	J	\$6,351.46	\$6,351.46	
6	2/18/2005	BILL	12056	R	30	no	25.67			3/16/2005	\$1,158.42	J	\$7,509.88	\$7,509.88	
7	2/18/2005	BILL		R	30	767	26.57		11	3/16/2005	\$1,164.76	J	\$8,674.64	\$8,674.64	
8	2/18/2005	BILL	13703	R	31	seo	28.39		275	3/16/2005	\$1,336.37	J	\$10,011.01	\$10,011.01	
9	2/18/2005	BILL	14585	R	30	882	29.4		515	3/16/2005	\$1,344.42	J	\$11,355.43	\$11,355.43	
10	2/18/2005	BILL	15570	R	30	985	32.83		823	3/16/2005	\$1,663.52	J	\$13,018.95	\$13,018.95	
11	5/5/2009	LPC				O.OO					\$910.95	F	\$71,689.69	\$71,689.69	1.29%
12	6/5/2009	LPC									\$932.78	F	\$74,077.52	\$74,077.52	1.28%
13	7/6/2009	LPC									\$949.87	F	\$76,166.65	\$76,166.65	1.26%
14	8/5/2009	LPC									\$963.63	F	\$78,047.76	\$78,047.76	1.25%
15	9/3/2009	LPC									\$979.25	F	\$80,068.53	\$80,068.53	1.24%
16	10/3/2009	LPC									\$992.69	F	\$81,956.94	\$81,956.94	1.23%
17	11/2/2009	LPC									\$1,006.95	F	\$83,914.75	\$83,914.75	1.21%
18	12/4/2009	LPC				O.OO					\$1,024.80	F	\$86,129.22	\$86,129.22	1.20%
19	1/6/2010	LPC									\$1,045.64	F	\$88,564.54	\$88,564.54	1.19%
20	2/3/2010	LPC									\$1,071.89	F	\$91,386.05	\$91,386.05	1.19%
21	3/4/2010	LPC									\$1,095.33	F	\$94,044.27	\$94,044.27	1.18%
22	4/5/2010	LPC									\$1,121.45	F	\$96,906.80	\$96,906.80	1.17%
23	5/5/2010	LPC									\$1,142.39	F	\$99,445.54	\$99,445.54	1.16%
24	6/4/2010	LPC									\$1,163.68	F	\$102,028.22	\$102,028.22	1.15%
25	7/2/2010	LPC									\$1,180.32	F	\$104,318.41	\$104,318.41	1.14%
26	8/3/2010	LPC									\$1,196.14	F	\$106,568.79	\$106,568.79	1.14%
27	9/2/2010	LPC									\$1,205.61	F	\$108,405.74	\$108,405.74	1.12%
28	10/4/2010	LPC									\$1,218.10	F	\$110,456.58	\$110,456.58	1.12%
29	11/2/2010	LPC									\$1,232.23	F	\$112,630.77	\$112,630.77	1.11%
30	12/3/2010	LPC									\$1,250.68	F	\$115,111.24	\$115,111.24	1.10%
31	1/5/2011	LPC									\$1,274.65	F	\$117,984.32	\$117,984.32	1.09%
32	2/3/2011	LPC									\$1,304.83	F	\$121,301.26	\$121,301.26	1.09%
33	3/7/2011	LPC									\$1,329.49	F	\$124,274.17	\$124,274.17	1.08%
34	4/4/2011	LPC				0.00					\$1,351.71	F	\$127,107.39	\$127,107.39	1.07%
35	5/4/2011	LPC									\$1,372.25	F	\$129,849.38	\$129,849.38	1.07%
36	6/3/2011	LPC									\$1,394.27	F	\$132,711.33	\$132,711.33	1.06%
37	7/5/2011	LPC									\$1,411.21	F	\$135,252.01	\$135,252.01	1.05%
38	8/3/2011	LPC									\$1,424.84	F	\$137,585.35	\$137,585.35	1.05%
39	9/3/2011	LPC									\$1,437.90	F	\$139,894.29	\$139,894.29	1.04%
40	10/4/2011	LPC									\$1,450.16	F	\$142,161.52	\$142,161.52	1.03%
41	11/2/2011	LPC									\$1,464.84	F	\$144,605.18	\$144,605.18	1.02%
42	12/2/2011	LPC									70.76	F	\$4,788.52	\$4,788.52	1.50%
43	1/4/2012	LPC									\$84.19	F	\$5,767.93	\$5,767.93	1.48%
44	2/3/2012	LPC									\$97.57	F	\$6,757.85	\$6,757.85	1.46%
45	3/6/2012	LPC									\$114.34	F	\$7,990.14	\$7,990.14	1.45%
46	4/5/2012	LPC									\$129.58	F	\$9,135.17	\$9,135.17	1.44%
47	5/5/2012	LPC									142.59	F	\$10,145.61	\$10,145.61	1.43%
48	10/5/2012	LPC									\$186.93	F	\$13,288.04	\$13,288.04	1.43%
49	11/3/2012	LPC									\$195.44	F	\$14,051.05	\$14,051.05	1.41%
50	10/22/2006	One Time Invoice									\$53.50	I	\$53.50	\$22,079.00	

Exhibit "A-1"

COLONIAL GARDEN
5425-7 WAYNE AVE Apt M2 PHIL, PA 19144

From Date 7/1/2004 To Date 8/26/2011
Account Number SA Number 6128000245 4018739567

Meter 1906431/2115477

STATEMENT

Dispute NO.	Transaction Date	Type	Reading	Reading Code	# of Days	CCF Usage	Average CCF/Days	Heating Payment		Due Date	Transaction Amount	DISPUTE CODE	Current Balance	Actual Balance	% Calculated LPC Assessed Current Balance
								DDD's	Type						
1	3/3/2005	BILL	47033	R	61		1797 29.46 1889			3/29/2005	3,062.12	J	4,433.50	\$4,433.50	
2	5/5/2009	LPC						0			716.03	F	\$56,062.43	\$56,062.43	1.29%
3	6/5/2009	LPC						0			732.69	F	\$7,905.66	\$57,905.66	1.28%
4	7/6/2009	LPC						0			745.09	F	\$9,477.42	\$59,477.42	1.27%
5	8/5/2009	LPC						0			754.59	F	\$60,865.05	\$60,865.05	1.26%
6	9/3/2009	LPC						0			765.51	F	\$62,358.99	\$62,358.99	1.24%
7	10/3/2009	LPC						0			774.62	F	\$63,740.47	\$63,740.47	1.23%
8	11/2/2009	LPC						0			\$784.38	F	\$65,175.98	\$65,175.98	1.22%
9	12/14/2009	LPC						0			797.68	F	\$66,859.82	\$66,859.82	1.21%
10	1/6/2010	LPC						0			813.51	F	\$68,729.24	\$68,729.24	1.20%
11	2/13/2010	LPC						0			834.38	F	\$70,954.51	\$70,954.51	1.19%
12	3/4/2010	LPC						0			852.58	F	\$73,020.68	\$73,020.68	1.18%
13	04/05/2010	LPC						0			872.80	F	\$75,241.56	\$75,241.56	1.17%
14	05/05/2010	LPC						0			888.92	F	\$77,204.87	\$77,204.87	1.16%
15	6/4/2010	LPC						0.00			904.21	F	\$79,128.46	\$79,128.46	1.16%
16	07/02/2010	LPC						0			916.51	F	\$80,864.99	\$80,864.99	1.15%
17	08/03/2010	LPC						0.00			924.87	F	\$82,346.99	\$82,346.99	1.14%
18	9/2/2010	LPC						0			931.89	F	\$83,746.91	\$83,746.91	1.13%
19	10/4/2010	LPC						0			939.75	F	\$85,210.88	\$85,210.88	1.12%
20	11/2/2010	LPC						0			949.00	F	\$86,776.51	\$86,776.51	1.11%
21	12/13/2010	LPC						0			962.43	F	\$88,634.15	\$88,634.15	1.10%
22	1/5/2011	LPC						0			981.12	F	\$90,861.56	\$90,861.56	1.09%
23	1/5/2011	BILL	86433	R	34		1087 31.97 1087		01/31/2011		1,572.81	J	\$92,434.37	\$92,434.37	
24	2/3/2011	LPC						0			1,004.71	F	\$93,439.08	\$93,439.08	1.09%
25	03/04/2011	LPC						0			1,023.66	F	\$95,725.45	\$95,725.45	1.08%
26	04/04/2011	LPC						0			1,040.11	F	\$97,862.62	\$97,862.62	1.07%
27	5/4/2011	LPC						0			1,055.49	F	\$99,943.05	\$99,943.05	1.07%
28	6/3/2011	LPC						0			1,071.57	F	\$102,087.00	\$102,087.00	1.06%
29	7/5/2011	LPC						0			1,083.62	F	\$103,974.10	\$103,974.10	1.05%
30	08/03/2011	LPC						0			1,093.04	F	\$105,695.26	\$105,695.26	1.04%
31	9/3/2011	LPC						0			1,101.54	F	\$107,363.46	\$107,363.46	1.04%
32	10/4/2011	LPC						0			1,109.57	F	\$109,008.19	\$109,008.19	1.03%
33	11/2/2011	LPC						0			1,119.60	F	\$110,796.36	\$110,796.36	1.02%
34	11/2/2011	BILL	341	R	451		2815 97.07 219			11/29/2011	4,125.80	J	\$114,922.16	\$114,922.16	
35	12/2/2011	LPC						0			95.37	F	\$6,453.70	\$6,453.70	1.50%
36	1/4/2012	LPC						0			114.72	F	\$7,763.02	\$7,763.02	1.50%
37	2/13/2012	LPC						0			133.01	F	\$9,115.33	\$9,115.33	1.48%
38	3/6/2012	LPC						0			154.19	F	\$10,681.38	\$10,681.38	1.46%
39	4/5/2012	LPC						0			173.92	F	\$12,170.98	\$12,170.98	1.45%
40	5/5/2012	LPC						0			190.41	F	\$13,460.69	\$13,460.69	1.43%
41	10/5/2012	LPC									\$249.71	F	\$17,663.33	\$17,663.33	1.43%
42	11/3/2012	LPC									\$261.05	F	\$18,680.58	\$18,680.58	1.47%

Elrae
 Acct. # 227745786 SA 1453977841 Meter # 2079838 3608 Spring Garden M:

Dispute NO.	Transaction		Reading		Average CCF Usage	Heating CCF/Days	Payment DOD's	Transaction Due Date	Transaction Amount	DISPUTE CODE	Current Balance	Actual Balance	% Calculated LPC assessed Current Balance
	Date	Type	Reading	Code									
1	2/3/2004	BILL	3400	R	559	18.63	1153	2/27/2004	\$769.85	J	\$1,402.24	\$1,402.24	
2	3/4/2004	BILL	3894	R	494	15.44	913	3/29/2004	\$717.73	J	\$2,140.86	\$2,140.86	
3	1/3/2005	BILL	5868	R	446	14.87	821	1/27/2005	\$772.49	J	\$1,267.15	\$1,267.15	
4	2/1/2005	BILL	6403	R	535	16.72	1039	2/25/2005	\$922.80	J	\$922.80	\$922.80	
5	1/4/2006	BILL	8800	R	465	14.09	996	1/27/2006	\$970.06	J	\$1,544.30	\$1,544.30	
6	3/6/2006	BILL	9625	R	434	14.97	859	3/29/2006	\$916.36	J	\$3,399.25	\$3,399.25	
7	5/4/2009	LPC							\$123.12	F	\$9,498.74	\$9,498.74	1.31%
8	6/4/2009	LPC							\$126.23	F	\$9,831.95	\$9,831.95	1.30%
9	7/2/2009	LPC							\$128.76	F	\$10,129.79	\$10,129.79	1.29%
10	8/3/2009	LPC							\$130.56	F	\$10,379.78	\$10,379.78	1.27%
11	9/2/2009	LPC							\$132.68	F	\$10,654.16	\$10,654.16	1.26%
12	10/2/2009	LPC							\$134.50	F	\$10,909.69	\$10,909.69	1.25%
13	10/30/2009	LPC							\$136.60	F	\$11,186.72	\$11,186.72	1.24%
14	12/2/2009	LPC							\$139.47	F	\$11,517.22	\$11,517.22	1.23%
15	1/4/2010	LPC							\$142.85	F	\$11,885.49	\$11,885.49	1.22%
16	2/3/2010	LPC							\$146.01	F	\$12,242.08	\$12,242.08	1.21%
17	3/3/2010	LPC							\$150.53	F	\$12,693.95	\$12,693.95	1.20%
18	4/1/2010	LPC							\$154.88	F	\$13,138.72	\$13,138.72	1.19%
19	5/4/2010	LPC							\$158.39	F	\$13,531.23	\$13,531.23	1.18%
20	6/2/2010	LPC							\$161.77	F	\$13,918.69	\$13,918.69	1.18%
21	7/1/2010	LPC							\$164.55	F	\$14,268.31	\$14,268.31	1.17%
22	8/3/2010	LPC							\$166.07	F	\$14,535.38	\$14,535.38	1.16%
23	9/1/2010	LPC							\$167.54	F	\$14,800.91	\$14,800.91	1.14%
24	10/1/2010	LPC							\$169.23	F	\$15,083.22	\$15,083.22	1.13%
25	11/1/2010	LPC							\$170.70	F	\$15,351.87	\$15,351.87	1.12%
26	12/1/2010	LPC							\$172.96	F	\$15,675.41	\$15,675.41	1.12%
27	1/4/2011	LPC							\$176.01	F	\$16,054.74	\$16,054.74	1.11%
28	2/2/2011	LPC							\$179.17	F	\$16,444.87	\$16,444.87	1.10%
29	3/4/2011	LPC							\$183.34	F	\$16,906.21	\$16,906.21	1.10%
30	4/1/2011	LPC							\$187.21	F	\$17,350.85	\$17,350.85	1.09%
31	5/3/2011	LPC							\$190.30	F	\$17,747.64	\$17,747.64	1.08%
32	6/2/2011	LPC							\$193.89	F	\$18,180.40	\$18,180.40	1.08%
33	7/1/2011	LPC							\$196.64	F	\$18,560.42	\$18,560.42	1.07%
34	8/2/2011	LPC							\$198.19	F	\$18,862.01	\$18,862.01	1.06%
35	9/1/2011	LPC							\$199.56	F	\$19,152.97	\$19,152.97	1.05%
36	10/3/2011	LPC							\$200.95	F	\$19,446.82	\$19,446.82	1.04%
37	11/1/2011	LPC							\$203.32	F	\$19,808.29	\$19,808.29	1.04%
38	12/1/2011	LPC							\$206.71	B	\$20,240.96	\$20,240.96	1.03%
39	1/4/2012	LPC							\$210.75	B	\$20,720.87	\$20,720.87	1.03%
40	2/2/2012	LPC							\$214.85	B	\$21,209.25	\$21,209.25	1.02%
41	3/5/2012	LPC							\$220.14	B	\$21,781.62	\$21,781.62	1.02%
42	4/4/2012	LPC							\$225.08	B	\$22,335.93	\$22,335.93	1.02%
43	5/3/2012	LPC							\$38.76	F	\$2,623.26	\$2,623.26	1.50%
44	6/5/2012	LPC							\$42.27	F	\$2,899.07	\$2,899.07	1.48%

** Settlement amount according to PGW workpapers.
 The balance at 3/29/12 should not include additional late fees.

Elrae

Acct. # 227745786 SA 1453977841 Meter # 2079838 3608 Spring Garden M:

STATEMENT											% Calculated LPC assessed Current Balance		
Dispute NO.	Transaction Date Type	Reading Reading Code	# of Days	CCF Usage	Average CCF/Days	Heating DOD's	Payment Type	Due Date	Transaction Amount	DISPUTE Current CODE Balance		Actual Balance	
45	7/3/2012 LPC				0				\$45.95	F	\$3,190.68	\$3,190.68	1.46%
46	8/2/2012 LPC				0				\$47.89	F	\$3,367.88	\$3,367.88	1.44%
47	9/4/2012 LPC				0				\$49.22	F	\$3,505.53	\$3,505.53	1.42%
48	10/3/2012 LPC				0				\$50.56	F	\$3,645.79	\$3,645.79	1.41%
49	11/1/2012 LPC								\$52.35	F	\$3,817.50	\$3,817.50	1.39%
50	12/4/2012 LPC								\$54.98	F	\$4,047.53	\$4,047.53	1.38%
51	1/4/2013 LPC								\$58.62	F	\$4,349.18	\$4,349.18	1.37%
52	2/5/2013 LPC							2/28/2013	\$62.17	F	\$4,647.84	\$4,647.84	1.36%
53	3/5/2013 LPC							3/28/2013	\$66.29	F	\$4,988.92	\$4,988.92	1.35%
54	4/3/2013 LPC								\$70.78	F	\$5,358.98	\$5,358.98	1.34%
55	5/2/2013 LPC								\$74.32	F	\$5,668.98	\$5,668.98	1.33%
56	6/4/2013 LPC								\$77.19	F	\$5,937.51	\$5,937.51	1.32%
57	7/2/2013 LPC								\$79.52	F	\$6,172.48	\$6,172.48	1.31%
58	8/2/2013 LPC								\$81.33	F	\$6,374.54	\$6,374.54	1.29%

** Settlement amount according to PGW workpapers.

The balance at 3/29/12 should not include additional late fees.

Elrae

From Date 1/1/2004 To Date 10/25/2012

3610 SPRING GARDEN ST Apt M1 PHIL, PA 191042391

Account Number 608367105

SA Number 9709627993

Meter 2094589

STATEMENT

Dispute NO.	Transaction		Reading		# of Days	CCF Usage	Average CCF/Days	Heating DOD's	Payment Type	Due Date	Transaction Amount	DISPUTE CODE	Current Balance	Actual Balance	% Calculated LPC assessed Current Balance
	Date	Type	Reading	Code											
1	6/3/2008	BILL	49734	R	32	321	10.03	137		6/26/2008	\$611.22	J	\$10,599.42	\$10,599.42	
2	7/2/2008	BILL	49851	R	29	117	4.03	0		7/28/2008	\$277.44	J	\$11,027.23	\$11,027.23	
3	8/1/2008	BILL	49966	R	30	115	3.83	0		8/26/2008	\$273.04	J	\$11,454.80	\$11,454.80	
4	9/2/2008	BILL	50053	R	29	87		3	0	9/25/2008	\$211.24	J	\$11,824.66	\$11,824.66	
5	10/1/2008	BILL	50153	R	32	100	3.12	12		10/24/2008	\$233.31	J	\$12,219.76	\$12,219.76	
6	10/30/2008	BILL	50371	R	29	218	7.52	238		11/25/2008	\$484.93	J	\$12,869.98	\$12,869.98	
7	12/3/2008	BILL	50825	R	34	454	13.35	654		12/30/2008	\$983.26	J	\$14,025.81	\$14,025.81	
8	12/5/2008	BILL	50825	R	34	454	13.35	654		1/2/2009	\$977.21	J	\$13,847.19	\$13,847.19	
9	1/5/2009	BILL	51385	R	31	560	18.06	842		1/29/2009	\$1,215.97	J	\$15,250.38	\$15,250.38	
10	2/3/2009	BILL	51939	R	31	554	17.87	1080		2/27/2009	\$1,086.68	J	\$16,542.52	\$16,542.52	
11	3/4/2009	BILL	52325	R	29	386	13.31	843		3/27/2009	\$768.21	J	\$17,532.49	\$17,532.49	
12	3/7/2009	BILL	52325	R	29	386	13.31	843		3/31/2009	\$763.02	J	\$17,305.54	\$17,305.54	
13	4/3/2009	BILL	52605	R	29	280	9.66	554		4/29/2009	\$510.02	J	\$18,048.77	\$18,048.77	
14	5/5/2009	LPC						0			\$240.86	F	\$18,289.63	\$18,289.63	1.33%
15	5/5/2009	BILL	52794	R	30	189	6.3	327		6/5/2009	\$349.38	J	\$18,639.01	\$18,639.01	
16	6/4/2009	LPC						0			\$246.10	F	\$18,885.11	\$18,885.11	1.32%
17	7/6/2009	LPC						0			\$249.53	F	\$19,363.13	\$19,363.13	1.31%
18	8/4/2009	LPC						0			\$251.53	F	\$19,748.41	\$19,748.41	1.29%
19	9/2/2009	LPC						0			\$253.37	F	\$20,124.39	\$20,124.39	1.28%
20	10/2/2009	LPC						0			\$255.07	F	\$20,492.54	\$20,492.54	1.26%
21	11/2/2009	IPC						0			\$257.43	F	\$20,907.26	\$20,907.26	1.25%
22	12/3/2009	LPC						0			\$260.22	F	\$21,353.72	\$21,353.72	1.23%
23	1/6/2010	LPC						0			\$263.62	F	\$21,844.14	\$21,844.14	1.22%
24	5/4/2010	BILL	1436	R	59	262	4.44	677		5/26/2010	\$494.88	J	\$24,272.34	\$24,272.34	
25	1/4/2012	LPC						0			\$330.17	B	\$33,500.80	\$33,500.80	1.00%
26	2/2/2012	LPC						0			\$333.53	B	\$34,057.91	\$34,057.91	0.99%
27	3/6/2012	LPC						0			\$337.90	B	\$34,687.55	\$34,687.55	0.98%
28	4/4/2012	LPC						0			\$341.78	B	\$35,287.85	\$35,287.85	0.98%
29	5/4/2012	LPC						0			\$35.60	F	\$2,409.54	\$2,409.54	1.50%
30	6/5/2012	LPC						0			\$38.38	F	\$2,632.79	\$2,632.79	1.48%
31	7/4/2012	LPC						0			\$40.95	F	\$2,845.07	\$2,845.07	1.46%
32	8/3/2012	LPC						0			\$42.60	F	\$2,997.81	\$2,997.81	1.44%
33	9/5/2012	LPC						0			\$43.89	F	\$3,127.57	\$3,127.57	1.42%
34	10/3/2012	LPC						0			\$45.48	F	\$3,279.36	\$3,279.36	1.41%
35	11/2/2012	LPC						0			\$47.29	F	\$3,447.28	\$3,447.28	1.39%
36	12/5/2012	LPC						0			\$49.12	F	\$3,618.48	\$3,618.48	1.38%
37	1/4/2013	LPC						0			51.38	F	\$3,820.41	\$3,820.41	1.36%
38	2/5/2013	LPC						0			52.92	F	\$3,976.05	\$3,976.05	1.35%
39	3/5/2013	LPC						0			55.07	F	\$4,174.05	\$4,174.05	1.34%
40	4/3/2013	LPC						0			57.88	F	\$4,419.27	\$4,419.27	1.33%
41	5/2/2013	LPC						0			61.15	F	\$4,698.88	\$4,698.88	1.32%

** Settlement amount according to PGW workpapers.
The balance at 3/29/12 should not include additional late fees.

Eirae

From Date 1/1/2004 To Date 10/25/2012

3610 SPRING GARDEN ST Apt M1 PHIL, PA 191042391

Account Number 608367105

SA Number 9709627993

Meter 2094589

STATEMENT

Dispute NO.	Transaction		Reading		# of Days	CCF Usage	Average CCF/Days	Heating DOD's	Payment Type	Due Date	Transaction Amount	DISPUTE CODE	Current Balance	Actual Balance	% Calculated LPC assessed Current Balance	
	Date	Type	Reading	Code												
42	6/4/2013	LPC														1.31%
43	7/2/2013	LPC														1.30%
44	8/1/2013	LPC														1.29%

** Settlement amount according to PGW workpapers.

The balance at 3/29/12 should not include additional late fees.

Elrae From Date 1/1/2004 To Date 10/25/2012
 3610 SPRING GARDENST AptM2 PHIL,PA 191042391 Account Number 608367105 SA Number 3022438905 Meter # n/a

STATEMENT

Dispute NO.	Transaction Date	Type	Reading		# of Days	Average CCF Usage	Average CCF/Days	Heating ODD's	Payment		Transaction Amount	DISPUTE CODE	Current Balance	Actual Balance	% Calculated LPC assessed Current Balance
			Code						Type	Due Date					
1	5/5/2009	LPC						0			\$248.16	F	\$18,813.16	\$18,813.16	1.34%
2	6/4/2009	LPC						0			\$254.06	F	\$19,460.33	\$19,460.33	1.32%
3	7/6/2009	LPC						0			\$254.06	F	\$19,714.39	\$19,714.39	1.31%
4	8/4/2009	LPC						0			\$254.06	F	\$19,968.45	\$19,968.45	1.29%
5	9/2/2009	LPC						0			\$254.06	F	\$20,222.51	\$20,222.51	1.27%
6	10/2/2009	LPC						0			\$254.06	F	\$20,476.57	\$20,476.57	1.26%
7	11/2/2009	LPC						0			\$254.06	F	\$20,730.63	\$20,730.63	1.24%
8	12/3/2009	LPC						0			\$254.06	F	\$20,984.69	\$20,984.69	1.23%
9	1/6/2010	LPC						0			\$254.06	F	\$21,238.75	\$21,238.75	1.21%
10	2/3/2010	LPC						0			\$254.06	F	\$21,492.81	\$21,492.81	1.20%
11	3/4/2010	LPC						0			\$254.06	F	\$21,746.87	\$21,746.87	1.18%
12	4/5/2010	LPC						0			\$254.06	F	\$22,000.93	\$22,000.93	1.17%
13	5/4/2010	LPC						0			\$250.25	F	\$22,251.18	\$22,251.18	1.14%
14	6/3/2010	LPC						0			\$254.06	F	\$22,505.24	\$22,505.24	1.14%
15	7/1/2010	LPC						0			\$254.06	F	\$22,759.30	\$22,759.30	1.13%
16	8/3/2010	LPC						0			\$254.06	F	\$23,013.36	\$23,013.36	1.12%
17	9/1/2010	LPC						0			\$254.06	F	\$23,267.42	\$23,267.42	1.10%
18	10/2/2010	LPC						0			\$254.06	F	\$23,521.48	\$23,521.48	1.09%
19	11/1/2010	LPC						0			\$254.06	F	\$23,775.54	\$23,775.54	1.08%
20	12/1/2010	LPC						0			\$254.06	F	\$24,029.60	\$24,029.60	1.07%
21	1/4/2011	LPC						0			\$254.06	F	\$24,283.66	\$24,283.66	1.06%
22	2/2/2011	LPC						0			\$254.06	F	\$24,537.72	\$24,537.72	1.05%
23	3/4/2011	LPC						0			\$254.06	F	\$24,791.78	\$24,791.78	1.04%
24	4/1/2011	LPC						0			\$254.06	F	\$25,045.84	\$25,045.84	1.02%
25	5/3/2011	LPC						0			\$254.06	F	\$25,299.90	\$25,299.90	1.01%
26	6/2/2011	LPC						0			\$254.06	F	\$25,553.96	\$25,553.96	1.00%
27	7/1/2011	LPC						0			\$254.06	F	\$25,808.02	\$25,808.02	0.99%
28	8/2/2011	LPC						0			\$254.06	F	\$26,062.08	\$26,062.08	0.98%
29	9/1/2011	LPC						0			\$254.06	F	\$26,316.14	\$26,316.14	0.97%
30	10/4/2011	LPC						0			\$254.06	F	\$26,570.20	\$26,570.20	0.97%
31	11/1/2011	LPC						0			\$254.06	F	\$26,824.26	\$26,824.26	0.96%
32	12/1/2011	LPC						0			\$254.06	F	\$27,078.32	\$27,078.32	0.95%
33	1/4/2012	LPC						0			\$254.06	F	\$27,332.38	\$27,332.38	0.94%
34	2/2/2012	LPC						0			\$254.06	F	\$27,586.44	\$27,586.44	0.93%
35	3/6/2012	LPC						0			\$254.06	F	\$27,840.50	\$27,840.50	0.92%
36	4/4/2012	LPC						0			\$254.06	F	\$28,094.56	\$28,094.56	0.91%
37	5/4/2012	LPC						0			\$18.19	F	\$1,231.03	\$1,231.03	1.50%
38	6/5/2012	LPC						0			\$18.19	F	\$1,249.22	\$1,249.22	1.48%
39	7/4/2012	LPC						0			\$18.19	F	\$1,267.41	\$1,267.41	1.46%
40	8/3/2012	LPC						0			\$18.19	F	\$1,285.60	\$1,285.60	1.44%
41	9/5/2012	LPC						0			\$18.19	F	\$1,303.79	\$1,303.79	1.41%
42	10/3/2012	LPC						0			\$18.19	F	\$1,321.98	\$1,321.98	1.40%
43	11/2/2012	LPC						0			\$18.19	F	\$1,340.17	\$1,340.17	1.38%
44	12/5/2012	LPC						0			\$18.19	F	\$1,358.36	\$1,358.36	1.36%
45	2/5/2013	LPC						0			\$18.19	F	\$1,376.55	\$1,376.55	1.34%
46	3/5/2013	LPC						0			\$18.19	F	\$1,394.74	\$1,394.74	1.32%

** Settlement amount according to PGW workpapers.
 The balance at 3/29/12 should not include additional late fees.

Elrae From Date 1/1/2004 To Date 10/25/2012
 3610 SPRING GARDENST AptM2 PHIL,PA 191042391 Account Number 608367105 SA Number 3022438905 Meter # n/a

STATEMENT

Dispute NO.	Transaction		Reading		# of Days	Average CCF Usage	CCF/Days	Heating ODD's	Payment		Transaction Amount	DISPUTE CODE	Current Balance	Actual Balance	% Calculated LPC assessed Current Balance
	Date	Type	Reading	Code					Type	Due Date					
47	4/3/2013	LPC									\$18.19	F	\$1,412.93	\$1,412.93	1.30%
48	5/2/2013	LPC									\$18.19	F	\$1,431.12	\$1,431.12	1.29%

** Settlement amount according to PGW workpapers.
 The balance at 3/29/12 should not include additional late fees.

From Date 1/1/2004 To Date 10/25/2012

Efrae
3608 SPRING GARDEN ST Apt M3 PHIL, PA 191042361 Account Number 405781694 SA Number 5794296888 Meter n/a

STATEMENT

Dispute NO.	Transaction Date	Type	Reading		# of Days	Average		Heating DOD's	Payment Type	Due Date	Transaction Amount	DISPUTE CODE	Current Balance	Actual Balance	% Calculated LPC assessed Current Balance
			Reading	Code		CCF Usage	CCF/Days								
1	2/3/2004	BILL	8989	R	30	362	12.07	1153		2/27/2004	\$505.53	J	\$941.55	\$941.55	
2	3/4/2004	BILL	9298	R	32	309	9.66	913		3/29/2004	\$456.09	J	\$1,411.66	\$1,411.66	
3	4/2/2004	BILL	9505	R	29	207	7.14	585		4/28/2004	\$319.65	J	\$796.81	\$796.81	
4	5/4/2004	BILL	9658	R	30	153	5.1	323		05/27/2004	\$243.11	J	\$243.11	\$243.11	
5	6/3/2004	BILL	9736	R	32	78	2.44	47		6/28/2004	\$144.35	J	\$391.10	\$391.10	
6	7/2/2004	BILL	9785	R	29	49	1.69	11		7/28/2004	\$92.95	J	\$92.95	\$92.95	
7	8/3/2004	BILL	9840	R	30	55	1.83	0		8/26/2004	\$101.98	J	\$196.32	\$196.32	
8	9/2/2004	BILL	9896	R	32	56	1.75	0		9/28/2004	\$103.49	J	\$208.41	\$208.41	
9	10/2/2004	BILL	9957	R	30	61	2.03	10		10/26/2004	\$111.89	J	(\$84.43)	(\$84.43)	
10	5/4/2007	BILL	5450	R	30	176	5.87	408		5/30/2007	\$338.34	J	\$338.34	\$338.34	
11	6/6/2007	LPC					0				\$5.07	J	\$343.41	\$343.41	1.50%
12	6/6/2007	BILL	5525	R	32	75	2.34	68		6/28/2007	\$161.57	J	\$504.98	\$504.98	
13	7/5/2007	LPC					0				\$7.49	J	\$512.47	\$512.47	1.48%
14	7/5/2007	BILL	5567	R	29	42	1.45	4		7/30/2007	\$99.02	J	\$611.49	\$611.49	
15	7/12/2007	PAY					0	Check			(\$222.22)	J	\$389.27	\$389.27	
16	8/3/2007	LPC					0				\$5.83	J	\$395.10	\$395.10	1.50%
17	8/3/2007	BILL	5607	R	30	40	1.33	0		8/28/2007	\$95.23	J	\$490.33	\$490.33	
18	9/4/2007	LPC					0				\$7.26	J	\$497.59	\$497.59	1.48%
19	9/4/2007	BILL	5657	R	29	50	1.72	6		9/27/2007	\$114.22	J	\$611.81	\$611.81	
20	10/3/2007	LPC					0				\$8.98	J	\$620.79	\$620.79	1.47%
21	10/3/2007	BILL	5709	R	32	52	1.62	13		10/26/2007	\$112.41	J	\$733.20	\$733.20	
22	11/1/2007	LPC					0				\$10.66	J	\$743.86	\$743.86	1.45%
23	11/1/2007	BILL	5779	R	29	70	2.41	117		11/28/2007	\$160.36	J	\$904.22	\$904.22	
24	12/4/2007	LPC					0				\$13.07	J	\$917.29	\$917.29	1.45%
25	12/4/2007	BILL	5989	R	33	210	6.36	656		12/31/2007	\$391.38	J	\$1,308.67	\$1,308.67	
26	12/26/2007	PAY					0	Check			(\$452.11)	J	\$856.56	\$856.56	
27	1/6/2008	LPC					0				\$18.94	J	\$875.50	\$875.50	2.21%
28	1/6/2008	BILL	6231	R	31	242	7.81	850		01130/2008	\$466.36	J	\$1,341.86	\$1,341.86	
29	1/24/2008	LPCWVE					0				(\$18.94)	J	\$1,322.92	\$1,322.92	
30	2/4/2008	LPC					0				\$19.84	J	\$1,342.76	\$1,342.76	1.50%
31	2/4/2008	BILL	6437	R	29	206	7.1	814		2/28/2008	\$410.12	J	\$1,752.88	\$1,752.88	
32	3/4/2008	LPC					0				\$25.99	J	\$1,778.87	\$1,778.87	1.48%
33	3/4/2008	BILL	6627	R	31	190	6.13	856		3/28/2008	\$372.57	J	\$2,151.44	\$2,151.44	
34	4/3/2008	LPC					0				\$31.58	J	\$2,183.02	\$2,183.02	1.47%
35	4/3/2008	BILL	6754	R	30	127	4.23	565		4/28/2008	\$261.63	J	\$2,444.65	\$2,444.65	
36	5/2/2008	LPC					0				\$35.50	J	\$2,480.15	\$2,480.15	1.45%
37	5/2/2008	BILL	6819	R	29	65	2.24	256		05/28/2008	\$144.27	J	\$2,624.42	\$2,624.42	
38	6/3/2008	LPC					0				\$37.67	J	\$2,662.09	\$2,662.09	1.44%
39	6/3/2008	BILL	6872	R	32	53	1.66	137		6/26/2008	\$119.23	J	\$2,781.32	\$2,781.32	
40	7/3/2008	LPC					0				\$39.46	J	\$2,820.78	\$2,820.78	1.42%
41	7/3/2008	BILL	6902	R	29	30	1.03	0		7/28/2008	\$85.46	J	\$2,906.24	\$2,906.24	

** Settlement amount according to PGW workpapers.

The balance at 3/29/12 should not include additional late fees.

From Date 1/1/2004 To Date 10/25/2012

Elrae
 3608 SPRING GARDEN ST Apt M3 PHIL, PA 191042361 Account Number 405781694 SA Number 579429688E Meter n/a

STATEMENT

Dispute NO.	Transaction Date	Type	Reading	Reading Code	# of Days	Average CCF Usage	Average CCF/Days	Heating DOD's	Payment Type	Due Date	Transaction Amount	DISPUTE CODE	Current Balance	Actual Balance	% Calculated
															LPC assessed
42	8/1/2008	LPC						0			\$40.74	J	\$2,946.98	\$2,946.98	1.40%
43	8/1/2008	BILL	6924	R	30	22		0.73	0	8/26/2008	\$67.81	J	\$3,014.79	\$3,014.79	
44	9/2/2008	LPC						0			\$41.76	J	\$3,056.55	\$3,056.55	1.39%
45	9/2/2008	BILL	6945	R	29	21		0.72	0	9/25/2008	\$65.60	J	\$3,122.15	\$3,122.15	
46	10/1/2008	IPC						0			\$42.74	J	\$3,164.89	\$3,164.89	1.37%
47	10/1/2008	BILL	6984	R	32	39		1.22	12	10/24/2008	\$102.73	J	\$3,267.62	\$3,267.62	
48	10/30/2008	LPC						0			\$44.28	J	\$3,311.90	\$3,311.90	1.36%
49	10/30/2008	BILL	7055	R	29	71		2.45	238	11/25/2008	\$170.93	J	\$3,482.83	\$3,482.83	
50	12/3/2008	LPC						0			\$46.84	J	\$3,529.67	\$3,529.67	1.34%
51	12/3/2008	BILL	7229	R	34	174		5.12	654	12/30/2008	\$388.39	J	\$3,918.06	\$3,918.06	
52	12/4/2008	CANB						0			(\$388.39)	J	\$3,529.67	\$3,529.67	
53	12/4/2008	LPCWVE						0			(\$46.84)	J	\$3,482.83	\$3,482.83	
54	12/5/2008	BILL	7229	R	34	174		5.12	654	1/2/2009	\$385.72	J	\$3,868.55	\$3,868.55	
55	1/5/2009	LPC						0			\$52.63	J	\$3,921.18	\$3,921.18	1.36%
56	1/5/2009	BILL	7476	R	31	247		7.97	842	1/29/2009	\$547.47	J	\$4,468.65	\$4,468.65	
57	2/3/2009	LPC						0			\$60.84	J	\$4,529.49	\$4,529.49	1.36%
58	2/3/2009	BILL	7748	R	31	272		8.77	1080	2/27/2009	\$542.49	J	\$5,071.98	\$5,071.98	
59	2/21/2009	BILL	7846	R	17	98		5.76	471	3/17/2009	\$216.36	J	\$5,288.34	\$5,288.34	

** Settlement amount according to PGW workpapers.
 The balance at 3/29/12 should not include additional late fees.

Elrae 294731407 No Meter # 3608 Spring Garden M2

Dispute NO.	Transaction		Reading		# of Days	CCF Usage	Average Heating		Payment		Transaction Amount	DISPUTE CODE	Current Balance	Actual Balance	% Calculated LPC assessed Current Balance
	Date	Type	Reading	Code			CCF/Day	DOD's	Type	Due Date					
1	3/4/2004	BILL	8503	R	32	306	9.56	913	3/29/2004		\$452.10	J	\$1,356.42	\$1,356.42	
2	4/2/2004	BILL	8678	R	29	175	6.03	585	4/28/2004		\$273.39	J	\$745.74	\$745.74	
3	5/4/2004	BILL	8797	R	30	119	3.97	323	5/27/2004		\$193.54	J	\$193.54	\$193.54	
4	6/3/2004	BILL	8841	R	32	44	1.38	47	6/28/2004		\$85.94	J	\$282.38	\$282.38	
5	7/2/2004	BILL	8874	R	29	33	1.14	11	7/28/2004		\$68.90	J	\$68.90	\$68.90	
6	8/3/2004	BILL	8912	R	30	38	1.27	0	8/26/2004		\$76.42	J	\$146.35	\$146.35	
7	9/2/2004	BILL	8951	R	32	39	1.22	0	9/28/2004		\$77.92	J	\$156.53	\$156.53	
8	10/2/2004	BILL	8999	R	30	48	1.6	10	10/26/2004		\$92.15	J	\$92.15	\$92.15	
9	11/2/2004	BILL	9102	R	29	103	3.55	263	11/29/2004		\$172.79	J	\$266.32	\$266.32	
10	12/3/2004	BILL	9272	R	32	170	5.31	512	12/30/2004		\$282.85	J	\$286.82	\$286.82	
11	1/3/2005	BILL	9544	R	30	272	9.07	821	1/27/2005		\$478.63	J	\$769.75	\$769.75	
12	2/1/2005	BILL	9902	R	32	358	11.19	1039	2/25/2005		\$623.87	J	\$623.87	\$623.87	
13	5/4/2007	BILL	3975	R	30	161	5.37	408	5/30/2007		\$309.69	J	\$309.69	\$309.69	
14	6/6/2007	LPC					0				\$4.64	J	\$314.33	\$314.33	1.50%
15	6/6/2007	BILL	4016	R	32	41	1.28	68	6/28/2007		\$96.56	J	\$410.89	\$410.89	
16	7/5/2007	LPC					0				\$6.09	J	\$416.98	\$416.98	1.48%
17	7/5/2007	BILL	4046	R	29	30	1.03	4	7/30/2007		\$76.24	J	\$493.22	\$493.22	
18	8/3/2007	LPC					0				\$7.23	J	\$500.45	\$500.45	1.47%
19	8/3/2007	BILL	4089	R	30	43	1.43	0	8/28/2007		\$100.92	J	\$601.37	\$601.37	
20	9/4/2007	LPC					0				\$8.75	J	\$610.12	\$610.12	1.46%
21	9/4/2007	BILL	4123	R	29	34	1.17	6	9/27/2007		\$83.83	J	\$693.95	\$693.95	
22	10/3/2007	LPC					0				\$10.00	J	\$703.95	\$703.95	1.44%
23	10/3/2007	BILL	4158	R	32	35	1.09	13	10/26/2007		\$82.02	J	\$785.97	\$785.97	
24	11/1/2007	LPC					0				\$11.23	J	\$797.20	\$797.20	1.43%
25	11/1/2007	BILL	4206	R	29	48	1.66	117	11/28/2007		\$111.64	J	\$908.84	\$908.84	
26	12/4/2007	LPC					0				\$12.91	J	\$921.75	\$921.75	1.42%
27	12/4/2007	BILL	4389	R	33	183	5.55	656	12/31/2007		\$343.59	J	\$1,265.34	\$1,265.34	
28	1/6/2008	LPC					0				\$18.06	J	\$1,283.40	\$1,283.40	1.43%
29	1/6/2008	BILL	4681	R	31	292	9.42	850	1/30/2008		\$558.93	J	\$1,842.33	\$1,842.33	
30	2/4/2008	LPC					0				\$26.45	J	\$1,868.78	\$1,868.78	1.44%
31	2/4/2008	BILL	4926	R	29	2411	8.45	814	2/28/2008		\$485.01	J	\$2,353.79	\$2,353.79	
32	3/4/2008	LPC					0				\$33.72	J	\$2,387.51	\$2,387.51	1.43%
33	3/4/2008	BILL	5139	R	31	213	6.87	856	3/28/2008		\$415.60	J	\$2,803.11	\$2,803.11	
34	4/3/2008	LPC					0				\$39.96	J	\$2,843.07	\$2,843.07	1.43%
35	4/3/2008	BILL	5275	R	30	136	4.53	565	4/28/2008		\$279.10	J	\$3,122.17	\$3,122.17	
36	5/2/2008	LPC					0				\$44.14	J	\$3,166.31	\$3,166.31	1.41%
37	5/2/2008	BILL	5339	R	29	64	2.21	256	5/28/2008		\$142.73	J	\$3,309.04	\$3,309.04	
38	6/3/2008	LPC					0				\$46.28	J	\$3,355.32	\$3,355.32	1.40%
39	6/3/2008	BILL	5381	R	32	42	1.31	137	6/26/2008		\$98.93	J	\$3,454.25	\$3,454.25	
40	7/3/2008	LPC					0				\$47.77	J	\$3,502.02	\$3,502.02	1.38%
41	7/3/2008	BILL	5392	R	29	11	0.38	0	7/28/2008		\$43.54	J	\$3,545.56	\$3,545.56	
42	8/1/2008	LPC					0				\$48.42	J	\$3,593.98	\$3,593.98	1.37%

** Settlement amount according to PGW workpapers.

The balance at 3/29/12 should not include additional late fees.

Elrae 294731407 No Meter # 3608 Spring Garden M2

Dispute NO.	Transaction		Reading		# of Days	Average Heating		Payment Type	Due Date	Transaction Amount	DISPUTE CODE	Current Balance	Actual Balance	% Calculated LPC assessed Current Balance
	Date	Type	Reading	Code		CCF Usage	CCF/Days							
43	8/1/2008	BILL	5400	R	30	8	0.27	0	8/26/2008	\$36.92	J	\$3,630.90	\$3,630.90	
44	9/2/2008	LPC					0			\$48.97	J	\$3,679.87	\$3,679.87	1.35%
45	9/2/2008	BILL	5411	R	29	11	0.38	0	9/25/2008	\$43.54	J	\$3,723.41	\$3,723.41	
46	10/2/2008	LPC					0			\$49.63	J	\$3,773.04	\$3,773.04	1.33%
47	10/2/2008	BILL	5432	R	32	21	0.66	12	10/24/2008	\$64.21	J	\$3,837.25	\$3,837.25	
48	10/30/2008	LPC					0			\$50.59	J	\$3,887.84	\$3,887.84	1.32%
49	10/30/2008	BILL	5466	R	29	34	1.17	238	11/25/2008	\$91.89	J	\$3,979.73	\$3,979.73	
50	12/3/2008	LPC					0			\$51.97	J	\$4,031.70	\$4,031.70	1.31%
51	12/3/2008	BILL	5605	R	34	139	4.09	654	12/30/2008	\$313.98	J	\$4,345.68	\$4,345.68	
52	12/5/2008	BILL	5605	R	34	139	4.09	654	1/2/2009	\$311.68	J	\$4,291.41	\$4,291.41	
53	1/5/2009	LPC					0			\$56.64	J	\$4,348.05	\$4,348.05	1.32%
54	1/5/2009	BILL	5819	R	31	214	6.9	842	1/29/2009	\$477.06	J	\$4,825.11	\$4,825.11	
55	2/3/2009	LPC					0			\$63.80	J	\$4,888.91	\$4,888.91	1.32%
56	2/3/2009	BILL	6158	R	31	339	10.94	1080	2/27/2009	\$670.83	J	\$5,559.74	\$5,559.74	
57	2/21/2009	Bill	6281	R	17	123	7.24	471	3/17/2009	\$267.35	J	\$5,827.09	\$5,827.09	

** Settlement amount according to PGW workpapers.

The balance at 3/29/12 should not include additional late fees.

704 N MARSHALL ST PHIL, PA 191232710 From Date 1/1/2004 To Date 10/25/2012
 Account Number 156030558 SA Number 9834719279 Meter 1748378

STATEMENT

Dispute NO.	Transaction Date	Type	Reading Readin Code	# of Days	CCF Usage	Average CCF/Days	Heating DOD's	Payment Type	Due Date	Transaction Amount	DISPUTE CODE	Current Balance	Actual Balance
1	12/5/2008	BILL	4990 R	34	329	9.68	654		1/2/2009	\$710.52	J	\$5,183.56	\$5,183.56
2	5/4/2009	Bill	6753 R	30	67	2.23	302		5/28/2009	\$138.08	J	\$8,808.96	\$8,808.96

% Calculated
<u>LPC assessed</u>
Current Balance

Exhibit "A-3"

** Settlement amount according to PGW workpapers.
 The balance at 3/29/12 should not include additional late fees.

Fairmount
627 N MARSHALL ST PHIL, PA191233411

From Date 1/1/2004
Account Number 89533358

To Date 10/25/2012
SA Number 7366786439 Meter 1368942

STATEMENT

Dispute NO.	Transaction		Reading		# of Days CCF Usage	Average CCF/Days	Heating ODD's	Payment Type	Due Date	Transaction Amount	DISPUTE CODE	Current Balance	Actual Balance	% Calculated LPC assessed Current Balance
	Date	Type	Reading	Code										
1	9/1/2005	BILL	83	R	609	17761	29.16	7732	9/29/2005	\$27,553.85	J	\$30,045.61	\$30,045.61	
2	9/1/2005	BILL	83	R	609	1352	2.22	7732	9/29/2005	\$2,453.36	J	\$32,498.97	\$32,498.97	
3	5/5/2009	LPC					0			\$324.91	F	\$25,535.60	\$25,535.60	1.29%
4	6/4/2009	LPC					0			\$330.26	F	\$26,222.42	\$26,222.42	1.28%
5	7/3/2009	LPC					0			\$334.94	F	\$26,869.73	\$26,869.73	1.26%
6	8/4/2009	LPC					0			\$337.95	F	\$27,408.21	\$27,408.21	1.25%
74	9/2/2009	LPC					0			\$340.96	F	\$27,949.70	\$27,949.70	1.23%
8	10/2/2009	LPC					0			\$345.02	F	\$28,565.22	\$28,565.22	1.22%
9	10/31/2009	LPC					0			\$348.27	F	\$29,130.59	\$29,130.59	1.21%
10	12/3/2009	LPC					0			\$352.17	F	\$29,742.30	\$29,742.30	1.20%
11	1/4/2010	LPC					0			\$357.73	F	\$30,471.08	\$30,471.08	1.19%
12	2/3/2010	LPC					0			\$363.43	F	\$31,214.33	\$31,214.33	1.18%
13	3/4/2010	LPC					0			\$370.21	F	\$32,036.79	\$32,036.79	1.17%
14	4/1/2010	LPC					0			\$376.69	F	\$32,845.24	\$32,845.24	1.16%
15	5/4/2010	LPC					0			\$382.84	F	\$33,638.12	\$33,638.12	1.15%
16	6/3/2010	LPC					0			\$388.76	F	\$34,421.69	\$34,421.69	1.14%
17	7/1/2010	LPC					0			\$394.57	F	\$35,203.18	\$35,203.18	1.13%
18	8/3/2010	LPC					0			\$398.66	F	\$35,875.02	\$35,875.02	1.12%
19	9/1/2010	LPC					0			\$402.67	F	\$36,544.84	\$36,544.84	1.11%
20	10/2/2010	LPC					0			\$406.02	F	\$37,174.21	\$37,174.21	1.10%
21	11/1/2010	LPC					0			\$409.31	F	\$37,803.04	\$37,803.04	1.09%
22	12/1/2010	LPC					0			\$413.92	F	\$38,523.80	\$38,523.80	1.09%
23	1/4/2011	LPC					0			\$419.46	F	\$39,312.95	\$39,312.95	1.08%
24	2/2/2011	LPC					0			\$425.41	F	\$40,135.17	\$40,135.17	1.07%
25	3/4/2011	LPC					0			\$431.47	F	\$40,970.74	\$40,970.74	1.06%
26	4/1/2011	LPC					0			\$436.71	F	\$41,756.18	\$41,756.18	1.06%
27	5/3/2011	LPC					0			\$441.80	F	\$42,537.73	\$42,537.73	1.05%
28	6/2/2011	LPC					0			\$447.15	F	\$43,341.32	\$43,341.32	1.04%
29	7/1/2011	LPC					0			\$451.94	F	\$44,112.55	\$44,112.55	1.04%
30	8/2/2011	LPC					0			\$455.40	F	\$44,798.78	\$44,798.78	1.03%
31	9/1/2011	LPC					0			\$458.82	F	\$45,485.43	\$45,485.43	1.02%
32	10/4/2011	LPC					0			\$462.08	F	\$46,164.85	\$46,164.85	1.01%
33	11/1/2011	LPC					0			\$465.87	F	\$46,883.76	\$46,883.76	1.00%
34	12/1/2011	LPC					0			\$470.00	F	\$47,628.54	\$47,628.54	1.00%
35	1/4/2012	LPC					0			\$474.81	F	\$48,424.25	\$48,424.25	0.99%
36	2/2/2012	LPC					0			\$479.69	B	\$49,229.58	\$49,229.58	0.98%
37	3/6/2012	LPC					0			\$484.87	B	\$50,059.56	\$50,059.56	0.98%
38	4/4/2012	LPC					0			\$489.65	B	\$50,867.74	\$50,867.74	0.97%
39	5/3/2012	LPC					0			\$35.53	F	\$2,404.41	\$2,404.41	1.50%
40	6/5/2012	LPC					0			\$39.58	F	\$2,714.00	\$2,714.00	1.48%
41	7/3/2012	LPC					0			\$44.30	F	\$3,073.17	\$3,073.17	1.46%
42	8/3/2012	LPC					0			\$47.68	F	\$3,345.97	\$3,345.97	1.45%

** Settlement amount according to PGW workpapers.

The balance at 3/29/12 should not include additional late fees.

Fairmount
627 N MARSHALL ST PHIL, PA191233411

From Date 1/1/2004
Account Number 89533358

To Date 10/25/2012
SA Number 7366786439 Meter 1368942

STATEMENT

Dispute NO.	Transaction		Reading		# of Days CCF Usage	Average CCF/Days	Heating ODD's	Payment		Transaction Amount	DISPUTE CODE	Current Balance	Actual Balance	% Calculated LPC assessed Current Balance
	Date	Type	Reading	Code				Type	Due Date					
43	9/5/2012	LPC				0				\$50.44	F	\$3,580.66	\$3,580.66	1.43%
44	10/3/2012	LPC				0				\$54.03	F	\$3,873.86	\$3,873.86	1.41%
45	11/2/2012	LPC								\$57.22	F	\$4,143.71	\$4,143.71	1.40%
46	12/5/2012	LPC								\$61.18	F	\$4,468.68	\$4,468.68	1.39%
47	1/5/2013	LPC								\$66.25	F	\$4,873.41	\$4,873.41	1.38%
48	2/5/2013	LPC								\$70.64	F	\$5,236.58	\$5,236.58	1.37%
49	3/6/2013	LPC								\$75.35	F	\$5,626.04	\$5,626.04	1.36%
50	4/4/2013	LPC								\$80.53	F	\$6,052.03	\$6,052.03	1.35%
51	5/3/2013	LPC								\$84.88	F	\$6,426.56	\$6,426.56	1.34%
52	6/4/2013	LPC								\$89.14	F	\$6,800.08	\$6,800.08	1.33%
53	7/3/2013	LPC								\$92.69	F	\$7,128.96	\$7,128.96	1.32%
54	8/2/2013	LPC								\$95.68	F	\$7,423.91	\$7,423.91	1.31%

** Settlement amount according to PGW workpapers.

The balance at 3/29/12 should not include additional late fees.

628 N MARSHALL ST PHIL, PA 191233446
 STATEMENT
 Date 1/1/2004 To Date 10/25/2012
 Account Number 75710860 SA Number 6155784270
 Meter 2071528

Dispute NO.	Transaction Date	Type	Reading		# of Days	CCF Usage	Average CCF/Days	Heating DOD's	Payment Type	Due Date	Transaction Amount	DISPUTE CODE	Current Balance	Actual Balance	% Calculated LPC assessed Current Balance	
			Reading	Code												
1	1/29/2007	TAXIMP						0								
2	2/5/2007	BILL	71455	R	29	783	27	812		3/2/2007	\$1,444.56	J	\$8,712.01	\$8,712.01		
3	3/6/2007	BILL	72492	R	31	1037	33.45	1083		3/29/2007	\$1,790.41	J	\$10,631.67	\$10,631.67		
1	5/4/2009	LPC						0			\$253.61	F	\$19,814.49	\$19,814.49		1.30%
2	6/4/2009	LPC						0			\$258.08	F	\$20,370.18	\$20,370.18		1.28%
3	7/3/2009	LPC						0			\$262.13	F	\$20,902.49	\$20,902.49		1.27%
4	8/4/2009	LPC						0			\$265.27	F	\$21,377.46	\$21,377.46		1.26%
5	9/2/2009	LPC						0			\$268.04	F	\$21,829.94	\$21,829.94		1.24%
6	10/2/2009	LPC						0			\$270.65	F	\$22,274.62	\$22,274.62		1.23%
7	10/31/2009	LPC						0			\$273.76	F	\$22,755.58	\$22,755.58		1.22%
8	12/3/2009	LPC						0			\$276.83	F	\$23,237.40	\$23,237.40		1.21%
9	1/4/2010	LPC						0			\$281.32	F	\$23,817.63	\$23,817.63		1.20%
10	2/3/2010	LPC						0			\$285.68	F	\$24,394.04	\$24,394.04		1.18%
11	3/4/2010	LPC						0			\$290.69	F	\$25,018.95	\$25,018.95		1.18%
12	4/1/2010	LPC						0			\$295.33	F	\$25,623.81	\$25,623.81		1.17%
13	5/4/2010	LPC						0			\$299.74	F	\$26,217.58	\$26,217.58		1.16%
14	6/3/2010	LPC						0			\$304.30	F	\$26,825.52	\$26,825.52		1.15%
15	7/1/2010	LPC						0			\$308.30	F	\$27,400.84	\$27,400.84		1.14%
16	8/3/2010	LPC						0			\$310.76	F	\$27,875.04	\$27,875.04		1.13%
17	9/1/2010	LPC						0			\$312.89	F	\$28,330.39	\$28,330.39		1.12%
18	10/2/2010	LPC						0			\$315.01	F	\$28,786.47	\$28,786.47		1.11%
19	11/1/2010	LPC						0			\$317.59	F	\$29,275.97	\$29,275.97		1.10%
20	12/1/2010	LPC						0			\$320.96	F	\$29,822.01	\$29,822.01		1.09%
21	1/4/2011	LPC						0			\$324.95	F	\$30,412.42	\$30,412.42		1.08%
22	2/2/2011	LPC						0			\$328.49	F	\$30,977.29	\$30,977.29		1.07%
23	3/4/2011	LPC						0			\$332.47	F	\$31,574.96	\$31,574.96		1.06%
24	4/1/2011	LPC						0			\$335.95	F	\$32,142.93	\$32,142.93		1.06%
25	5/3/2011	LPC						0			\$339.48	F	\$32,717.62	\$32,717.62		1.05%
26	6/2/2011	LPC						0			\$343.07	F	\$33,299.95	\$33,299.95		1.04%
27	7/1/2011	LPC						0			\$346.42	F	\$33,870.18	\$33,870.18		1.03%
28	8/2/2011	LPC						0			\$348.69	F	\$34,370.13	\$34,370.13		1.02%
29	9/1/2011	LPC						0			\$350.90	F	\$34,868.13	\$34,868.13		1.02%
30	10/3/2011	LPC						0			\$352.96	F	\$35,358.47	\$35,358.47		1.01%
31	11/1/2011	LPC						0			\$355.52	F	\$35,884.77	\$35,884.77		1.00%
32	12/1/2011	LPC						0			\$358.37	F	\$36,432.69	\$36,432.69		0.99%
33	1/4/2012	LPC						0			\$361.71	F	\$37,017.41	\$37,017.41		0.99%
34	2/2/2012	LPC						0			\$365.18	B	\$37,614.17	\$37,614.17		0.98%
35	3/5/2012	LPC						0			\$369.11	B	\$38,246.32	\$38,246.32		0.97%
36	4/4/2012	LPC						0			\$372.98	B	\$38,876.06	\$38,876.06		0.97%
37	5/3/2012	LPC						0			\$27.90	F	\$1,888.36	\$1,888.36		1.50%
38	6/5/2012	LPC						0			\$30.81	F	\$2,113.04	\$2,113.04		1.48%
39	7/3/2012	LPC						0			\$33.82	F	\$2,347.49	\$2,347.49		1.46%
40	8/3/2012	LPC						0			\$35.70	F	\$2,508.83	\$2,508.83		1.44%
41	9/5/2012	LPC						0			\$37.29	F	\$2,651.65	\$2,651.65		1.43%
42	10/3/2012	LPC						0			\$38.96	F	\$2,802.06	\$2,802.06		1.41%

** Settlement amount according to PGW workpapers.
 The balance at 3/29/12 should not include additional late fees.

Date 1/1/2004 To Date 10/25/2012
 Account Number 75710860 SA Number 6155784270

Meter 2071528

628 N MARSHALL ST PHIL, PA 191233446

STATEMENT

Dispute NO.	Transaction Date	Type	Reading	Reading Code	# of Days	CCF Usage	Average CCF/Days	Heating DOD's	Payment Type	Due Date	Transaction Amount	DISPUTE CODE	Current Balance	Actual Balance	% Calculated		
															LPC assessed		
															Current Balance		
43	11/2/2012	LPC											\$40.62	F	\$2,953.21	\$2,953.21	1.39%
44	12/4/2012	LPC											\$42.71	F	\$3,135.69	\$3,135.69	1.38%
45	1/5/2013	LPC											\$45.37	F	\$3,358.16	\$3,358.16	1.37%
46	2/5/2013	LPC											\$48.51	F	\$3,616.12	\$3,616.12	1.36%
47	3/6/2013	LPC											\$51.67	F	\$3,878.49	\$3,878.49	1.35%
48	4/4/2013	LPC											\$55.50	F	\$4,189.09	\$4,189.09	1.34%
49	5/3/2013	LPC											\$58.88	F	\$4,473.36	\$4,473.36	1.33%
50	6/4/2013	LPC											\$62.20	F	\$4,757.24	\$4,757.24	1.32%
51	7/2/2013	LPC											\$65.29	F	\$5,028.32	\$5,028.32	1.32%
52	8/2/2013	LPC											\$68.24	F	\$5,292.95	\$5,292.95	1.31%
53	7/1/2007	PAY											-\$80,539.68	E			

** Settlement amount according to PGW workpapers.
 The balance at 3/29/12 should not include additional late fees.

Fairmount
615 N 7TH ST PHIL, PA 191233455
STATEMENT

From Date 1/1/2004
Account Number 25088422

To Date 10/25/2012
SA Number 4797733461 Meter 1357183

Dispute NO.	Transaction		Reading		# of Days	Average CCF Usage	Average CCF/Days	Heating DOD's	Payment Type	Due Date	Transaction Amount	DISPUTE CODE	Current Balance	Actual Balance	% Calculated LPC assessed Current Balance
	Date	Type	Reading	Code											
1	3/6/2007	BILL	91785	R	31	1080	34.84	1083		3/29/2007	\$1,993.10	J	\$10,963.20	\$10,963.20	
2	4/4/2007	BILL	92413	R	29	628	21.66	559		4/30/2007	\$1,203.15	J	\$12,327.23	\$12,327.23	
3	5/4/2007	BILL	92957	R	30	544	18.13	408		5/30/2007	\$1,004.41	J	\$9,456.54	\$9,456.54	
4	6/5/2007	BILL	93222	R	32	265	8.28	68		6/28/2007	\$526.89	J	\$10,123.40	\$10,123.40	
5	7/5/2007	BILL	93415	R	29	193	6.66	4		7/30/2007	\$385.80	J	\$10,657.07	\$10,657.07	
6	8/3/2007	BILL	93605	R	30	190	6.33	0		8/28/2007	\$380.10	J	\$10,968.61	\$10,968.61	
7	9/4/2007	BILL	93790	R	29	185	6.38	6		9/27/2007	\$370.62	J	\$11,498.59	\$11,498.59	
8	10/3/2007	BILL	94015	R	32	225	7.03	13		10/26/2007	\$422.48	J	\$12,085.99	\$12,085.99	
9	11/1/2007	BILL	94267	R	29	252	8.69	117		11/28/2007	\$504.62	J	\$12,761.87	\$12,761.87	
10	12/4/2007	BILL	95001	R	34	734	21.59	687		12/31/2007	\$1,331.84	J	\$14,272.54	\$14,272.54	
11	2/2/2012	LPC						0			\$348.24	B	\$37,514.89	\$37,514.89	0.94%
12	3/5/2012	LPC						0			\$352.10	B	\$38,124.08	\$38,124.08	0.93%
13	4/4/2012	LPC						0			\$355.78	B	\$38,725.52	\$38,725.52	0.93%
14	5/3/2012	LPC						0			\$26.54	F	\$1,796.48	\$1,796.48	1.50%
15	6/5/2012	LPC						0			\$29.23	F	\$2,004.56	\$2,004.56	1.48%
16	7/3/2012	LPC						0			\$32.01	F	\$2,221.84	\$2,221.84	1.46%
17	8/2/2012	LPC						0			\$33.83	F	\$2,377.31	\$2,377.31	1.44%
18	9/4/2012	LPC						0			\$35.41	F	\$2,517.76	\$2,517.76	1.43%
19	10/3/2012	LPC						0			\$37.21	F	\$2,675.33	\$2,675.33	1.41%
20	11/1/2012	LPC						0			\$38.82	F	\$2,821.52	\$2,821.52	1.40%
21	12/4/2012	LPC						0			\$40.94	F	\$3,003.83	\$3,003.83	1.38%
22	1/4/2013	LPC						0			\$43.58	F	\$3,222.96	\$3,222.96	1.37%
23	2/5/2013	LPC						0			\$46.42	F	\$3,459.05	\$3,459.05	1.36%
24	3/5/2013	LPC						0			\$49.32	F	\$3,701.45	\$3,701.45	1.35%
25	4/3/2013	LPC						0			52.4	F	\$3,959.38	\$3,959.38	1.34%
26	5/2/2013	LPC						0			54.84	F	\$4,177.21	\$4,177.21	1.33%
27	6/4/2013	LPC						0			57.09	F	\$4,384.09	\$4,384.09	1.32%
28	7/2/2013	LPC						0			59.22	F	\$4,585.20	\$4,585.20	1.31%
29	8/2/2013	LPC						0			61.05	F	\$4,768.45	\$4,768.45	1.30%
30	7/18/2007	PAY								7/18/2007	(\$22,767.78)	E			

** Settlement amount according to PGW workpapers.
The balance at 3/29/12 should not include additional late fees.

Fairmount From Date 1/1/2004 To Date 10/25/2012
 639 N 7TH ST PHIL, PA 191233400 Account Number 973122001 SA Number 637424637 Meter Rate 1751154

STATEMENT

Dispute NO.	Transaction Date	Type	Reading	Reading Code	# of Days	CCF Usage	Average CCF/Days	Heating DDD's	Payment Type	Due Date	Transaction Amount	DISPUTE CODE	Current Balance	Actual Balance
1	5/5/2009	LPC						0			\$214.70	F	\$16,830.12	\$16,830.12
2	6/4/2009	LPC						0			\$220.07	F	\$17,407.61	\$17,407.61
3	7/3/2009	LPC						0			\$225.57	F	\$18,000.21	\$18,000.21
4	8/4/2009	LPC						0			\$230.13	F	\$18,534.23	\$18,534.23
5	9/2/2009	LPC						0			\$233.47	F	\$18,990.50	\$18,990.50
6	10/2/2009	LPC						0			\$236.60	F	\$19,435.58	\$19,435.58
7	10/31/2009	LPC						0			\$239.46	F	\$19,866.07	\$19,866.07
8	12/2/2009	LPC						0			\$242.74	F	\$20,327.11	\$20,327.11
9	1/4/2010	LPC						0			\$246.14	F	\$20,800.26	\$20,800.26
10	2/3/2010	LPC						0			\$248.81	F	\$21,226.99	\$21,226.99
11	3/3/2010	LPC						0			\$252.21	F	\$21,705.80	\$21,705.80
12	4/1/2010	LPC						0			\$255.38	F	\$22,172.26	\$22,172.26
13	5/4/2010	LPC						0			\$258.70	F	\$22,652.23	\$22,652.23
14	6/2/2010	LPC						0			\$264.50	F	\$23,303.81	\$23,303.81
15	7/1/2010	LPC						0			\$267.36	F	\$23,761.75	\$23,761.75
16	8/3/2010	LPC						0			\$269.01	F	\$24,140.82	\$24,140.82
17	9/1/2010	LPC						0			\$270.57	F	\$24,515.41	\$24,515.41
18	10/1/2010	LPC						0			\$272.34	F	\$24,905.36	\$24,905.36
19	11/1/2010	LPC						0			\$274.22	F	\$25,305.21	\$25,305.21
20	12/1/2010	LPC						0			\$276.63	F	\$25,742.15	\$25,742.15
21	1/4/2011	LPC						0			\$279.68	F	\$26,225.11	\$26,225.11
22	2/2/2011	LPC						0			\$282.80	F	\$26,716.39	\$26,716.39
23	3/4/2011	LPC						0			\$286.31	F	\$27,236.63	\$27,236.63
24	4/1/2011	LPC						0			\$289.51	F	\$27,739.34	\$27,739.34
25	5/3/2011	LPC						0			\$292.30	F	\$28,217.81	\$28,217.81
26	6/2/2011	LPC						0			\$295.24	F	\$28,709.05	\$28,709.05
27	7/1/2011	LPC						0			\$297.96	F	\$29,188.49	\$29,188.49
28	8/2/2011	LPC						0			\$299.72	F	\$29,605.09	\$29,605.09
29	9/1/2011	LPC						0			\$301.34	F	\$30,014.32	\$30,014.32
30	10/3/2011	LPC						0			\$302.84	F	\$30,417.56	\$30,417.56
31	11/1/2011	LPC						0			\$304.62	F	\$30,840.91	\$30,840.91
32	12/1/2011	LPC						0			\$306.57	F	\$31,277.06	\$31,277.06
33	1/4/2012	LPC						0			\$309.07	F	\$31,753.09	\$31,753.09
34	2/2/2012	LPC						0			\$311.78	B	\$32,245.70	\$32,245.70
35	3/5/2012	LPC						0			\$314.76	B	\$32,758.74	\$32,758.74
36	4/4/2012	LPC						0			\$317.70	B	\$33,272.73	\$33,272.73
37	5/3/2012	LPC						0			\$22.31	F	\$1,509.95	\$1,509.95
38	6/5/2012	LPC						0			\$24.69	F	\$1,693.52	\$1,693.52
39	7/3/2012	LPC						0			\$27.00	F	\$1,874.65	\$1,874.65
40	8/2/2012	LPC						0			\$28.54	F	\$2,005.67	\$2,005.67
41	9/4/2012	LPC						0			\$29.81	F	\$2,120.06	\$2,120.06
42	10/3/2012	LPC						0			\$31.23	F	\$2,246.11	\$2,246.11
43	11/1/2012	LPC						0			\$32.76	F	\$2,380.90	\$2,380.90
44	12/4/2012	LPC						0			\$34.79	F	\$2,550.60	\$2,550.60
45	1/5/2013	LPC						0			\$37.15	F	\$2,745.57	\$2,745.57
46	2/5/2013	LPC						0			\$39.94	F	\$2,970.94	\$2,970.94
47	3/6/2013	LPC						0			\$42.83	F	\$3,206.45	\$3,206.45
48	4/4/2013	LPC						0			\$45.80	F	\$3,450.79	\$3,450.79
49	5/3/2013	LPC						0			\$48.32	F	\$3,667.13	\$3,667.13
50	6/4/2013	LPC						0			\$50.42	F	\$3,857.50	\$3,857.50
51	7/2/2013	LPC						0			\$52.11	F	\$4,021.98	\$4,021.98
52	8/2/2013	LPC						0			\$53.58	F	\$4,173.52	\$4,173.52
53	UNKNOWN	UNEXPLAINED DIFFERENCE									\$50.00	I	\$4,301.53	

% Calculated
LPC Assessed
Current Balance

AGREES TO BILL

** Settlement amount according to PGW workpapers.
 The balance at 3/29/12 should not include additional late fees.

Fairmount		606 MARSHALL ST PHIL,PA		Account Number		0736586029		From Date 1/1/2004		To Date 10/25/2012		SA Number		91056958		Meter		1357199	
Dispute	Transaction	Type	Reading	Code	# of CCF Usage	CCF/Days	Average Heating Payment	DOD's	Type	Date	Transaction	DISPUTE	Current	Balance	Actual	Balance	% Calculated	LPC assessed	Current Balance

1	1/17/2004	LPC	1/23/2004	R	0	0	0	0	0	0	\$12.86			\$870.30	\$870.30				
	1/23/2004	LPC	1/23/2004	R	0	0	0	0	0	0	\$1,403.32			\$2,010.62	\$2,010.62				
	2/20/2004	LPC	2/20/2004	R	0	0	0	0	0	0	\$29.96			\$2,040.58	\$2,040.58				
1.49%	2/25/2004	LPC	2/25/2004	R	64266	30	1017	33.9	1153	3/19/2004	\$3,430.87			\$2,277.69	\$3,430.87				
	3/5/2004	PAY	3/5/2004	R	0	0	0	0	0	0	(\$1,153.18)			\$2,277.69	\$2,277.69				
	1/5/2007	PAY	1/5/2007	R	0	0	0	0	0	0	(\$857.44)			\$1,420.25	\$1,420.25				
1.50%	3/18/2004	LPC	3/18/2004	R	65210	32	944	29.5	913	4/16/2004	\$1,352.85			\$1,441.55	\$2,794.40				
	4/14/2004	PAY	4/14/2004	R	0	0	0	0	0	0	(\$1,420.25)			\$1,374.15	\$1,374.15				
1.50%	4/20/2004	LPC	4/20/2004	R	65889	29	679	23.4	585	5/18/2004	\$1,003.59			\$2,398.35	\$2,398.35				
	5/19/2004	LPC	5/19/2004	R	0	0	0	0	0	0	(\$1,374.15)			\$1,024.20	\$1,024.20				
1.50%	5/25/2004	LPC	5/25/2004	R	66415	30	526	17.53	323	4/30/2007	\$787.04			\$1,826.60	\$1,826.60				
	6/18/2004	LPC	6/18/2004	R	0	0	0	0	0	0	\$27.16			\$1,853.76	\$1,853.76				
1.49%	6/23/2004	LPC	6/23/2004	R	66756	32	341	10.66	47	5/30/2007	\$568.98			\$596.14	\$596.14				
	7/20/2004	LPC	7/20/2004	R	0	0	0	0	0	0	\$8.94			\$605.08	\$605.08				
1.50%	8/4/2004	PAY	8/4/2004	R	67025	29	269	9.28	11	6/28/2007	\$423.83			\$1,028.91	\$1,028.91				
	8/24/2004	LPC	8/24/2004	R	0	0	0	0	0	0	(\$1,028.91)			\$0.00	\$0.00				
30	8/24/2004	BILL	8/24/2004	R	67284	30	259	8.63	0	7/30/2007	\$408.79			\$408.79	\$408.79				
	9/18/2004	LPC	9/18/2004	R	0	0	0	0	0	0	\$6.13			\$414.92	\$414.92				
1.50%	9/23/2004	LPC	9/23/2004	R	67566	32	282	8.81	0	10/18/2004	\$443.39			\$858.31	\$858.31				
	9/30/2004	PAY	9/30/2004	R	0	0	0	0	0	0	(\$408.79)			\$0.00	\$0.00				
	10/13/2004	PAY	10/13/2004	R	0	0	0	0	0	0	(\$449.52)			\$0.00	\$0.00				
30	10/22/2004	BILL	10/22/2004	R	67804	30	238	7.93	10	11/17/2004	\$380.70			\$380.70	\$380.70				
	11/18/2004	LPC	11/18/2004	R	0	0	0	0	0	0	\$5.71			\$386.41	\$386.41				
1.50%	11/23/2004	BILL	11/23/2004	R	68153	29	349	12.03	263	12/17/2004	\$545.11			\$931.52	\$931.52				
	12/7/2004	PAY	12/7/2004	R	0	0	0	0	0	0	(\$380.70)			\$550.82	\$550.82				
1.50%	12/17/2004	LPC	12/17/2004	R	68731	32	578	18.06	512	1/19/2005	\$909.47			\$1,468.55	\$1,468.55				
	1/19/2005	LPC	1/19/2005	R	0	0	0	0	0	0	\$21.90			\$1,490.45	\$1,490.45				
1.49%	1/24/2005	BILL	1/24/2005	R	69507	30	776	25.87	821	2/16/2005	\$1,329.81			\$2,820.26	\$2,820.26				
	2/18/2005	LPC	2/18/2005	R	0	0	0	0	0	0	\$41.85			\$2,862.11	\$2,862.11				
1.48%	2/22/2005	PAY	2/22/2005	R	0	0	0	0	0	0	(\$550.82)			\$2,311.29	\$2,311.29				
	2/24/2005	BILL	2/24/2005	R	70528	32	1021	31.91	1039	3/21/2005	\$1,743.59			\$4,054.88	\$4,054.88				
	3/14/2005	PAY	3/14/2005	R	0	0	0	0	0	0	(\$917.73)			\$3,137.15	\$3,137.15				
1.50%	4/1/2005	LPC	4/1/2005	R	72179	59	1651	27.98	1583	4/26/2005	\$2,642.07			\$5,826.27	\$5,826.27				
	4/11/2005	PAY	4/11/2005	R	0	0	0	0	0	0	(\$1,351.71)			\$4,474.56	\$4,474.56				
1.50%	5/2/2005	LPC	5/2/2005	R	72637	29	458	15.79	290	5/25/2005	\$723.52			\$5,265.19	\$5,265.19				
	5/13/2005	PAY	5/13/2005	R	0	0	0	0	0	0	(\$1,474.56)			\$790.63	\$790.63				
1.50%	5/1/2005	LPC	5/1/2005	R	73051	32	414	12.94	177	6/24/2005	\$616.88			\$1,419.36	\$1,419.36				
	6/17/2005	PAY	6/17/2005	R	0	0	0	0	0	0	(\$790.63)			\$628.73	\$628.73				
1.50%	7/1/2005	LPC	7/1/2005	R	73333	29	282	9.72	5	7/27/2005	\$476.76			\$1,114.92	\$1,114.92				
	8/2/2005	LPC	8/2/2005	R	0	0	0	0	0	0	\$16.58			\$1,131.50	\$1,131.50				
1.49%	8/2/2005	BILL	8/2/2005	R	73628	33	295	8.94	0	8/25/2005	\$497.84			\$1,629.34	\$1,629.34				
	8/12/2005	PAY	8/12/2005	R	0	0	0	0	0	0	(\$628.73)			\$1,000.61	\$1,000.61				

** Settlement amount according to PGW workpapers. The balance at 3/29/12 should not include additional late fees.

Fairmount
606 MARSHALL ST PHIL,PA

From Date 1/1/2004
Account Number
0736586029

To Date 10/25/2012
SA Number
91056958

Meter

1357199

Dispute NO.	Transaction Date	Type	Reading		Average Heating Payment			Type	Date Due Date	Transaction Amount	DISPUTE CODE	Current Balance	Actual Balance		% Calculated LPC assessed Current Balance
			Code	# of CCF Usage	CCF/Days	DOB's									
	9/1/2005 LPC					0							\$1,015.61	\$1,015.61	1.50%
	9/1/2005 BILL		73869 R	30	241	8.03 O			9/27/2005	\$410.23			\$1,425.84	\$1,425.84	
	9/12/2005 PAY					0	Check			(\$1,000.61)			\$425.23	\$425.23	
	10/3/2005 LPC					0				\$6.37			\$431.60	\$431.60	1.50%
	10/3/2005 BILL		74123 R	30	254	8.47	7		10/26/2005	\$453.21			\$884.81	\$884.81	
	11/1/2005 LPC					0				\$13.17			\$897.98	\$897.98	1.49%
	11/1/2005 BILL		74498 R	31	375	12.1	221		11/28/2005	\$775.10			\$1,673.08	\$1,673.08	
	12/2/2005 LPC					0				\$24.80			\$1,697.88	\$1,697.88	1.48%
	12/2/2005 BILL		75074 R	31	576	18.58	487		12/29/2005	\$1,228.75			\$2,926.63	\$2,926.63	
	12/29/2005 PAY					0	Check			(\$884.81)			\$2,041.82	\$2,041.82	
	1/4/2006 LPC					0				\$30.62			\$2,072.44	\$2,072.44	1.50%
	1/4/2006 BILL		76067 R	33	993	30.09	996		1/27/2006	\$2,052.90			\$4,125.34	\$4,125.34	
	2/3/2006 LPC					0				\$61.42			\$4,186.76	\$4,186.76	1.49%
	2/3/2006 BILL		76879 R	30	812	27.07	713		3/1/2006	\$1,786.91			\$5,973.67	\$5,973.67	
	3/6/2006 LPC					0				\$88.22			\$6,061.89	\$6,061.89	1.48%
	3/6/2006 BILL		77744 R	29	865	29.83	859		3/29/2006	\$1,807.25			\$7,869.14	\$7,869.14	
	4/5/2006 LPC					0				\$115.33			\$7,984.47	\$7,984.47	1.47%
	4/5/2006 BILL		78425 R	31	681	21.97	557		5/1/2006	\$1,450.81			\$9,435.28	\$9,435.28	
	4/26/2006 PAY					0	Check			(\$2,041.32)			\$7,393.96	\$7,393.96	
	5/4/2006 LPC					0				\$110.90			\$7,504.86	\$7,504.86	1.50%
	5/4/2006 BILL		78857 R	30	432	14.4	245		5/30/2006	\$935.40			\$8,440.26	\$8,440.26	
	5/23/2006 PAY					0	Check			(\$2,083.52)			\$6,356.74	\$6,356.74	
	6/5/2006 LPC					0			5/28/2009	\$95.35			\$6,452.09	\$6,452.09	1.50%
	6/5/2006 BILL		79170 R	30	313	10.43	67		6/28/2006	\$668.74			\$7,120.83	\$7,120.83	
	7/6/2006 LPC					0				\$105.38			\$7,226.21	\$7,226.21	1.48%
	7/6/2006 BILL		79393 R	31	223	7.19	2		7/31/2006	\$458.05			\$7,684.26	\$7,684.26	
	8/3/2006 LPC					0			7/28/2009	\$112.25			\$7,796.51	\$7,796.51	1.46%
	8/3/2006 BILL		79634 R	30	241	8.03 O			8/28/2006	\$493.46			\$8,289.97	\$8,289.97	
	9/1/2006 LPC					0				\$119.65			\$8,409.62	\$8,409.62	1.44%
	9/1/2006 BILL		79865 R	29	231	7.97 O			9/27/2006	\$473.79			\$8,883.41	\$8,883.41	
	9/11/2006 PAY					0	Check			(\$1,000.00)			\$7,883.41	\$7,883.41	
	10/4/2006 LPC					0				\$118.25			\$8,001.66	\$8,001.66	1.50%
	10/4/2006 BILL		80156 R	32	291	9.09	36		10/26/2006	\$590.53			\$8,592.19	\$8,592.19	
	10/24/2006 PAY					0	Check			(\$2,000.00)			\$6,592.19	\$6,592.19	
	11/2/2006 LPC					0				\$98.88			\$6,691.07	\$6,691.07	1.50%
	11/2/2006 BILL		80589 R	29	433	14.93	279		11/27/2006	\$862.64			\$7,553.71	\$7,553.71	
	12/4/2006 LPC					0				\$111.82			\$7,665.53	\$7,665.53	1.48%
	12/4/2006 BILL		81194 R	31	605	19.52	409		12/29/2006	\$1,268.24			\$8,933.77	\$8,933.77	
	12/19/2006 PAY					0	Check			(\$1,000.00)			\$7,933.77	\$7,933.77	
	1/5/2007 LPC					0				\$119.00			\$8,052.77	\$8,052.77	1.50%
	1/5/2007 BILL		82064 R	34	870	25.59	756		1/31/2007	\$1,736.24			\$9,789.01	\$9,789.01	
	1/19/2007 PAY					0	Check			(\$500.00)			\$9,289.01	\$9,289.01	
	2/5/2007 LPC					0				\$139.33			\$9,428.34	\$9,428.34	1.50%
	2/5/2007 BILL		82976 R	29	912	31.45	812		3/2/2007	\$1,795.02			\$11,223.36	\$11,223.36	
	3/6/2007 LPC					0				\$166.26			\$11,389.62	\$11,389.62	1.48%
	3/6/2007 BILL		84150 R	31	1174	37.87	1083		3/29/2007	\$2,168.95			\$13,558.57	\$13,558.57	
	4/4/2007 LPC					0			5/26/2010	\$198.79			\$13,757.36	\$13,757.36	1.47%
	4/4/2007 BILL		84884 R	29	734	25.31	559		4/30/2007	\$1,402.20			\$15,159.56	\$15,159.56	
	5/2/2007 PAY					0	Check			(\$4,000.00)			\$11,159.56	\$11,159.56	
	5/4/2007 LPC					0				\$167.39			\$11,326.95	\$11,326.95	1.50%
	5/4/2007 BILL		85487 R	30	603	20.1	408		5/30/2007	\$1,115.66			\$12,442.61	\$12,442.61	

** Settlement amount according to PGW workpapers.
The balance at 3/29/12 should not include additional late fees.

Fairmount
606 MARSHALL ST PHIL, PA

From Date 1/1/2004
Account Number 0736586029

To Date 10/12/2012
SA Number 91056958

Meter
1357199

Dispute NO.	Transaction Date	Type	Reading		# of CCF Usage	Average Heating Payment			Date Due Date	Transaction Amount	DISPUTE CODE	Current Balance	Actual Balance	% Calculated LPC assessed Current Balance
			Reading	Code		CCF/Days	DOD's	Type						
	6/5/2007	LPC							\$184.12			\$12,626.73	\$12,626.73	1.48%
	6/5/2007	BILL	85849	R	32	362	11.31	68	6/28/2007	\$711.50		\$13,338.23	\$13,338.23	
	7/5/2007	LPC							\$194.80			\$13,533.03	\$13,533.03	1.46%
	7/5/2007	BILL	86103	R	29	254	8.76	4	7/30/2007	\$501.65		\$14,034.68	\$14,034.68	
	8/3/2007	LPC							\$202.32			\$14,237.00	\$14,237.00	1.44%
	8/3/2007	BILL	86361	R	30	258	8.6	0	8/28/2007	\$509.25		\$14,746.25	\$14,746.25	
	9/4/2007	LPC							\$209.96			\$14,956.21	\$14,956.21	1.42%
	9/4/2007	BILL	86576	R	29	215	7.41	6	9/27/2007	\$427.58		\$15,383.79	\$15,383.79	
	10/3/2007	LPC							\$216.37			\$15,600.16	\$15,600.16	1.41%
	10/3/2007	BILL	86815	R	32	239	7.47	13	10/26/2007	\$447.77		\$16,047.93	\$16,047.93	
	11/1/2007	LPC							\$223.09			\$16,271.02	\$16,271.02	1.39%
	11/1/2007	BILL	87067	R	29	272	9.38	117	11/28/2007	\$517.61		\$16,788.63	\$16,788.63	
	12/4/2007	LPC							\$230.85			\$17,019.48	\$17,019.48	1.38%
	12/4/2007	BILL	87706	R	33	619	18.76	656	12/31/2007	\$1,121.79		\$18,141.27	\$18,141.27	
	1/6/2008	LPC							\$247.68			\$18,388.95	\$18,388.95	1.37%
	1/6/2008	BILL	158	R	31	268	8.65	850	1/30/2008	\$511.46		\$18,900.41	\$18,900.41	
	2/22/2008	LPC							\$255.35			\$19,155.76	\$19,155.76	1.35%
	2/22/2008	BILL	350	R	29	192	6.62	814	3/18/2008	\$371.88		\$19,527.64	\$19,527.64	
	4/3/2008	LPC							\$260.93			\$19,788.57	\$19,788.57	1.34%
2	4/3/2008	BILL	767	R	61	417	6.84	1421	4/28/2008	\$814.72	J	\$20,603.29	\$20,603.29	
	5/16/2008	LPC							\$273.15			\$20,876.44	\$20,876.44	1.33%
	5/16/2008	BILL	935	R	29	168	5.79	256	6/11/2008	\$335.50		\$21,211.94	\$21,211.94	
	5/29/2008	PAY							(\$483.82)	Check		\$20,728.12	\$20,728.12	
	6/5/2008	PAY							(\$104.61)	Check		\$20,623.51	\$20,623.51	
	6/6/2008	BILL	1074	R	32	139	4.34	2514	7/1/2008	\$283.74		\$20,907.25	\$20,907.25	
	7/8/2008	BILL	1175	R	29	101	3.48	200	7/31/2008	\$242.14		\$21,149.39	\$21,149.39	
	8/1/2008	BILL	1266	R	30	91	3.03	0	8/26/2008	\$220.08		\$21,369.47	\$21,369.47	
	9/17/2008	BILL	1353	R	29	87	3	0	10/9/2008	\$211.24		\$21,580.71	\$21,580.71	
	10/6/2008	BILL	1460	R	32	107	3.34	26	10/29/2008	\$248.29		\$21,829.00	\$21,829.00	
	11/4/2008	BILL	1578	R	29	118	4.07	238	12/1/2008	\$271.32		\$22,100.32	\$22,100.32	
	12/9/2008	BILL	1737	R	34	159	4.68	3293	1/6/2009	\$356.93		\$22,457.25	\$22,457.25	
	1/9/2009	BILL	1888	R	31	151	4.87	842	2/4/2009	\$340.92		\$22,798.17	\$22,798.17	
	2/3/2009	BILL	2043	R	31	155	5	3026	2/27/2009	\$319.78		\$23,117.95	\$23,117.95	
	3/5/2009	BILL	2193	R	29	150	5.17	843	3/27/2009	\$309.42		\$23,427.37	\$23,427.37	
	3/7/2009	CANB							(\$309.42)			\$23,117.95	\$23,117.95	
	3/7/2009	BILL	2193	R	29	150	5.17	843	3/31/2009	\$308.30		\$23,426.25	\$23,426.25	
	4/3/2009	LPC							\$320.23			\$23,746.48	\$23,746.48	1.37%
	4/3/2009	BILL	2316	R	29	123	4.24	554	4/29/2009	\$232.87		\$23,979.35	\$23,979.35	
3	5/4/2009	LPC							\$323.72	F		\$28,924.87	\$24,303.07	1.35%
	5/4/2009	BILL	2435	R	30	119	0	302	5/28/2009	\$225.82		\$24,528.89	\$24,528.89	
4	5/4/2009	LPC							\$327.11	F		\$24,856.00	\$24,856.00	1.33%
	6/4/2009	BILL	2525	R	32	90	2.81	81	6/29/2009	\$173.64		\$25,029.64	\$25,029.64	
5	7/3/2009	LPC					0.00		\$329.71	F		\$25,359.35	\$25,359.35	1.32%
	7/3/2009	BILL	2625	R	29	100	3.45	13	7/28/2009	\$178.26		\$25,537.61	\$25,537.61	
6	8/4/2009	LPC							\$332.38	F		\$25,869.99	\$25,869.99	1.30%
	8/4/2009	BILL	2729	R	30	104	3.47	0	8/26/2009	\$184.62		\$26,054.61	\$26,054.61	
7	9/2/2009	LPC							\$335.15	F		\$26,389.76	\$26,389.76	1.29%
	9/2/2009	BILL	2838	R	31	109	3.52	0	9/28/2009	\$192.58		\$26,582.34	\$26,582.34	
8	10/2/2009	LPC							\$338.04	F		\$26,920.38	\$26,920.38	1.27%
	10/2/2009	BILL	2957	R	30	119	3.97	19	10/27/2009	\$201.76		\$27,122.14	\$27,122.14	
9	10/31/2009	LPC							\$341.07	F		\$27,463.21	\$27,463.21	1.26%

** Settlement amount according to PGW workpapers.
The balance at 3/29/12 should not include additional late fees.

Fairmount
606 MARSHALL ST PHIL,PA

From Date 1/1/2004
Account Number

To Date 10/12/2012
SA Number

Meter

0736586029

9105695g

1357199

Dispute NO.	Transaction Date	Type	Reading		# of CCF Usage	Average Heating Payment		Type	Date Due Date	Transaction Amount	DISPUTE CODE	Current Balance	Actual Balance	% Calculated LPC assessed Current Balance
			Code			CCF/Days	DOD's							
10	10/31/2009 BILL		3079	R	29	122	4.21	256	11/25/2009	\$207.21		\$27,670.42	\$27,670.42	
	12/3/2009 LPC						0			\$344.18	F	\$28,014.60	\$28,014.60	1.24%
	12/3/2009 BILL		3273	R	33	194	5.88	451	12/29/2009	\$331.68		\$28,346.28	\$28,346.28	
11	1/4/2010 LPC						0			\$349.15	F	\$28,695.43	\$28,695.43	1.23%
	1/4/2010 BILL		3449	R	30	176	5.87	860	1/28/2010	\$295.21		\$28,990.64	\$28,990.64	
12	2/3/2010 LPC						0			\$353.58	F	\$29,344.22	\$29,344.22	1.22%
	2/3/2010 BILL		3656	R	32	207	6.47	1015	3/1/2010	\$345.19		\$29,689.41	\$29,689.41	
13	3/4/2010 LPC						0			\$358.76	F	\$30,048.17	\$30,048.17	1.21%
	3/4/2010 BILL		3853	R	29	197	6.79	936	3/26/2010	\$325.03		\$30,373.20	\$30,373.20	
14	4/2/2010 LPC						0			\$363.63	F	\$30,736.83	\$30,736.83	1.20%
	4/2/2010 BILL		4040	R	29	187	6.45	460	4/27/2010	\$337.74		\$31,074.57	\$31,074.57	
15	5/4/2010 LPC						0			\$368.70	F	\$31,443.27	\$31,443.27	1.19%
	5/4/2010 BILL		4207	R	30	167	5.57	217	5/26/2010	\$309.25		\$31,752.52	\$31,752.52	
16	6/3/2010 LPC						0			\$373.34	F	\$32,125.86	\$32,125.86	1.18%
	6/3/2010 BILL		4371	R	32	164	5.12	76	6/25/2010	\$296.29		\$32,422.15	\$32,422.15	
17	7/1/2010 LPC						0			\$377.78	F	\$32,799.93	\$32,799.93	1.17%
	7/1/2010 BILL		4495	R	29	124	4.28	0	7/27/2010	\$206.72		\$33,006.65	\$33,006.65	
18	8/3/2010 LPC						0			\$380.88	F	\$33,387.53	\$33,387.53	1.15%
	8/3/2010 BILL		4608	R	30	113	3.77	0	8/26/2010	\$190.11		\$33,577.64	\$33,577.64	
19	9/1/2010 LPC						0			\$383.73	F	\$33,961.37	\$33,961.37	1.14%
	9/1/2010 BILL		4735	R	32	127	3.97	0	9/27/2010	\$211.26		\$34,172.63	\$34,172.63	
20	10/2/2010 LPC						0			\$386.90	F	\$34,559.53	\$34,559.53	1.13%
	10/2/2010 BILL		4860	R	30	125	4.17	0	10/26/2010	\$211.83		\$34,771.36	\$34,771.36	
21	11/2/2010 LPC						0			\$390.08	F	\$35,161.44	\$35,161.44	1.12%
	11/2/2010 BILL		4993	R	29	133	4.59	171	11/26/2010	\$227.73		\$35,389.17	\$35,389.17	
22	12/1/2010 LPC						0			\$393.50	F	\$35,782.67	\$35,782.67	1.11%
	12/1/2010 BILL		5279	R	32	286	8.94	523	12/28/2010	\$461.59		\$36,244.26	\$36,244.26	
23	1/4/2011 LPC						0			\$400.42	F	\$36,644.68	\$36,644.68	1.10%
	1/4/2011 BILL		5608	R	31	329	10.61	992	1/28/2011	\$474.94		\$37,119.62	\$37,119.62	
24	2/2/2011 LPC						0			\$407.55	F	\$37,527.17	\$37,527.17	1.10%
	2/2/2011 BILL		5922	R	32	314	9.81	1132	2/28/2011	\$459.41		\$37,986.58	\$37,986.58	
25	3/4/2011 LPC						0			\$414.44	F	\$38,401.02	\$38,401.02	1.09%
	3/4/2011 BILL		6143	R	30	221	7.37	817	3/29/2011	\$340.82		\$38,741.84	\$38,741.84	
26	4/1/2011 LPC						0			\$419.55	F	\$39,161.39	\$39,161.39	2.11%
	4/1/2011 BILL		6295	R	28	152	5.43	557	4/27/2011	\$253.24		\$39,414.63	\$39,414.63	
27	5/3/2011 LPC						0			\$423.35	F	\$39,837.98	\$39,837.98	1.07%
	5/3/2011 BILL		6429	R	32	134	4.19	287	5/26/2011	\$225.57		\$40,063.55	\$40,063.55	
28	6/2/2011 LPC						0			\$426.73	F	\$40,490.28	\$40,490.28	1.07%
	6/2/2011 BILL		6532	R	30	103	3.43	44	6/27/2011	\$176.98		\$40,667.26	\$40,667.26	
29	7/1/2011 LPC						0			\$429.39	F	\$41,096.65	\$41,096.65	1.06%
	7/1/2011 BILL		6621	R	29	89	3.07	0	7/27/2011	\$152.88		\$41,249.53	\$41,249.53	
30	8/2/2011 LPC						0			\$431.68	F	\$41,681.21	\$41,681.21	1.05%
	8/2/2011 BILL		6716	R	32	95	2.97	0	8/25/2011	\$161.86		\$41,843.07	\$41,843.07	
31	9/1/2011 LPC						0			\$434.11	F	\$42,277.18	\$42,277.18	1.04%
	9/1/2011 BILL		6813	R	29	97	3.34	0	9/27/2011	\$164.88		\$42,442.06	\$42,442.06	
32	10/3/2011 LPC						0			\$436.58	F	\$42,878.64	\$42,878.64	1.03%
	10/3/2011 BILL		6924	R	31	111	3.58	18	10/26/2011	\$181.50		\$43,060.14	\$43,060.14	
33	11/1/2011 LPC						0			\$439.30	F	\$43,499.44	\$43,499.44	1.02%
	11/1/2011 BILL		7065	R	31	141	4.55	234	11/28/2011	\$226.93		\$43,726.37	\$43,726.37	
34	12/1/2011 LPC						0			442.71	F	\$44,169.08	\$44,169.08	1.01%
	12/1/2011 BILL		7227	R	30	162	5.4	397	12/28/2011	265.57		\$44,434.65	\$44,434.65	

** Settlement amount according to PGW workpapers.
The balance at 3/29/12 should not include additional late fees.

Fairmount
606 MARSHALL ST PHIL,PA

From Date 1/1/2004
Account Number
0736586029

To Date 10/25/2012
SA Number
91056958

Meter
1357199

Dispute NO.	Transaction Date	Type	Reading Code	# of CCF Usage	Average Heating Payment		Type	Date Due Date	Transaction Amount	DISPUTE CODE	Current Balance	Actual Balance	% Calculated LPC assessed Current Balance
					CCF/Days	DOD's							
35	1/4/2012	LPC				0			\$446.69	F	\$44,881.34	\$44,881.34	1.01%
	1/4/2012	BILL	7391 R	30	164	5.47	653	1/30/2012	\$263.33		\$45,144.67	\$45,144.67	
36	2/2/2012	LPC				0			450.64	B	\$45,595.31	\$45,595.31	1.00%
	2/2/2012	BILL	7586 R	33	195	5.91	853	2/28/2012	\$309.54		\$45,904.85	\$45,904.85	
37	3/5/2012	LPC				0			\$455.28	B	\$46,360.13	\$46,360.13	0.99%
	3/5/2012	BILL	7766 R	30	180	6	723	3/28/2012	\$285.83		\$46,645.96	\$46,645.96	
38	4/4/2012	LPC				0			459.57	B	\$47,105.53	\$47,105.53	0.99%
	4/4/2012	BILL	7953 R	31	187	6.03	381	4/30/2012	\$296.18		\$47,401.71	\$47,401.71	
	4/9/2012	PAY				0	Check		(\$37,553.29)	**	\$9,848.42	\$9,848.42	
	4/9/2012	PAY				0	Check		(\$8,401.69)	**	\$1,446.73	\$1,446.73	
39	5/3/2012	LPC				Q.QO			21.70	F	\$1,468.43	\$1,468.43	1.50%
	5/3/2012	BILL	8116 R	30	163	5.43	275	5/29/2012	\$239.57		\$1,708.00	\$1,708.00	
40	6/5/2012	LPC				0			\$25.29	F	\$1,733.29	\$1,733.29	1.48%
	6/5/2012	BILL	8260 R	30	144	4.8	26	6/28/2012	\$273.65		\$2,006.94	\$2,006.94	
41	7/3/2012	LPC				0			\$29.39	F	\$2,036.33	\$2,036.33	1.46%
	7/3/2012	BILL	8380 R	31	120	3.87	7	7/27/2012	\$172.74		\$2,209.07	\$2,209.07	
42	8/2/2012	LPC				0			\$31.99	F	\$2,241.06	\$2,241.06	1.45%
	8/2/2012	BILL	8482 R	30	102	3.4	0	8/27/2012	\$149.75		\$2,390.81	\$2,390.81	
43	9/4/2012	LPC				0			\$34.23	F	\$2,425.04	\$2,425.04	1.43%
	9/4/2012	BILL	8572 R	30	90	3 a		9/27/2012	\$134.41		\$2,559.45	\$2,559.45	
44	10/3/2012	LPC				0			\$36.25	F	\$2,595.70	\$2,595.70	1.42%
	10/3/2012	BILL	8643 R	32	71	2.22	17	10/26/2012	\$114.04		\$2,709.74	\$2,709.74	
45	11/1/2012	LPC				0			\$37.96	F	\$2,747.70	\$2,747.70	1.40%
	11/1/2012	BILL	8741	30				11/28/2012	\$150.00		\$2,897.70	\$2,897.70	

** Settlement amount according to PGW workpapers.
The balance at 3/29/12 should not include additional late fees.

Fairmount
606 MARSHALL ST PHIL, PA

From Date 1/1/2004
Account Number
0736586029

To Date 10/25/2012
SA Number
91056958

Meter
1357199

% Calculated LPC assessed Current Balance

Dispute NO.	Transaction Date	Type	Reading	Reading Code	# of CCF Usage	Average Heating Payment CCF/Days	DOD's	Type	Date Due Date	Transaction Amount	DISPUTE CODE	Current Balance	Actual Balance
-------------	------------------	------	---------	--------------	----------------	----------------------------------	-------	------	---------------	--------------------	--------------	-----------------	----------------

Tenant Accounts that were attached to account # 0736586029
 SBG did not authorize PGW to transfer these units/debts to our Account #.
 We dispute all usage charges as they belong to former tenants.
 We are requesting a refund of all amounts paid by SBG.

Street Address	Unit #	SA Number	Meter #	Dates of Service	Amount	DISPUTE CODE	Current Balance	Actual Balance	O/I
46 606 N. Marshall Street	Apt A1	6823459423	2071111	5/16/08 - 6/05/08	\$188.63	G	Paid by SBG 3/29/12		O
47 606 N. Marshall Street	Apt A4	8138684532	2070709	5/16/08 - 6/06/08	\$628.98	G	Paid by SBG 3/29/12		O
48 606 N. Marshall Street	Apt A7	2448359295	2071110	5/16/08 - 6/12/08	\$131.01	G	Paid by SBG 3/29/12		O
49 606 N. Marshall Street	Apt A8	9489770977	2070715	5/16/08 - 6/27/08	\$762.02	G	Paid by SBG 3/29/12		O
50 606 N. Marshall Street	Apt A12	9868433935	2070714	5/16/08 - 8/14/08	\$178.62	G	Paid by SBG 3/29/12		O
51 640 N. Marshall Street	Apt D1	3374858657	1835412	5/16/08 - 6/06/08	\$176.15	G	Paid by SBG 3/29/12		O
52 640 N. Marshall Street	Apt D4	8181607152	1594913	5/16/08 - 6/06/08	\$126.39	G	Paid by SBG 3/29/12		O
53 640 N. Marshall Street	Apt D6	50263227	1372832	5/16/08 - 8/14/08	\$51.36	G	Paid by SBG 3/29/12		O
54 640 N. Marshall Street	Apt D7	7155762498	1552602	5/16/08 - 8/16/08	\$199.80	G	Paid by SBG 3/29/12		O
55 640 N. Marshall Street	Apt D8	9542607509	1872160	5/16/08 - 7/08/08	\$72.74	G	Paid by SBG 3/29/12		O
56 640 N. Marshall Street	Apt D9	5031347536	1599078	5/16/08 - 6/12/08	\$102.49	G	Paid by SBG 3/29/12		O
57 640 N. Marshall Street	Apt D12	3994578400	2084073	5/16/08 - 6/06/08	\$82.60	G	Paid by SBG 3/29/12		O
58 634 N. Marshall Street	Apt H1	8443052867	2071091	5/16/08 - 8/01/08	\$151.73	G	Paid by SBG 3/29/12		O
59 634 N. Marshall Street	Apt H2	1853414587	2070963	5/16/08 - current	\$137.63	G	Paid by SBG 3/29/12		Partial I
60 634 N. Marshall Street	Apt H2	1853414587	2070963	5/16/08 - current	\$2.80	G	Open Balance		Partial I
61 634 N. Marshall Street	Apt H4	1481609259	2070954	5/16/08 - current	\$955.91	G	Paid by SBG 3/29/12		Partial I
62 634 N. Marshall Street	Apt H4	1481609259	2070954	5/16/08 - current	\$18.51	G	Open Balance		Partial I
63 634 N. Marshall Street	Apt H9	8613922178	2070952	5/16/08 - 6/17/08	\$2.29	G	Paid by SBG 3/29/12		O
64 634 N. Marshall Street	Apt H10	2479786985	2070956	5/16/08 - 6/06/08	\$46.83	G	Paid by SBG 3/29/12		O
65 634 N. Marshall Street	Apt H12	5518685947	2071092	5/16/08 - current	\$1,051.58	G	Paid by SBG 3/29/12		Partial I
66 634 N. Marshall Street	Apt H12	5518685947	2071092	5/16/08 - current	\$21.80	G	Open Balance		Partial I
67 641 N. Marshall Street	Apt I2	654455462	1838549	5/16/08 - current	\$761.72	G	Paid by SBG 3/29/12		Partial I
68 641 N. Marshall Street	Apt I2	654455462	1838549	5/16/08 - current	\$17.38	G	Open Balance		Partial I
69 641 N. Marshall Street	Apt I4	6644708295	1730429	5/16/08 - current	\$869.86	G	Paid by SBG 3/29/12		Partial I
70 641 N. Marshall Street	Apt I4	6644708295	1730429	5/16/08 - current	\$115.76	G	Open Balance		Partial I
71 641 N. Marshall Street	Apt I6	195442793	1496711	5/16/08 - 12/3/09	\$264.74	G	Paid by SBG 3/29/12		Partial I
72 641 N. Marshall Street	Apt I10	6391831220	1890661	1/27/09 - current	\$3,761.71	G	Paid by SBG 3/29/12		Partial I
73 641 N. Marshall Street	Apt I10	6391831220	1890661	1/27/09 - current	\$335.03	G	Open Balance		Partial I
74 641 N. Marshall Street	Apt I11	7680484338	1856088	2/3/09 - 11/1/2012	\$1,206.69	G	Paid by SBG 3/29/12		Partial I
75 641 N. Marshall Street	Apt I11	7680484338	1856088	2/3/09 - 11/1/2012	\$263.05	G	Open Balance		Partial I
76 627 N. 6th Street	Apt J2	3395628567	2072635	5/16/08 - 7/8/08	\$3.88	G	Paid by SBG 3/29/12		O
77 627 N. 6th Street	Apt J10	5575355219	2072693	5/16/08 - 6/06/08	\$22.58	G	Paid by SBG 3/29/12		O
78 627 N. 6th Street	Apt J11	7964884980	2074244	5/16/08 - 8/11/08	\$58.50	G	Paid by SBG 3/29/12		O

** Settlement amount according to PGW workpapers.
 The balance at 3/29/12 should not include additional late fees.

Fairmount
 620 N MARSHALL ST PHIL,PA 191233445
 STATEMENT

From Date 1/1/2004
 Account 677180766

Number
 SA Number 7054389359

To Date 10/25/2012
 Meter 01780400

Dispute NO.	Transaction Date	Type	Reading Code # of	Reading Days	Average CCF Usage	Heating CCF/DOD's	Payment Type	Due Date	Transaction Amount	DISPUTE CODE	Current Balance	Actual Balance	% Calculated
													LPC assessed
													Current Balance
1	4/1/2005	BILL	17567 R	59	1581	26.8	1583	4/26/2005	\$2,531.68	J	\$5,853.66	\$5,853.66	
2	5/4/2009	LPC				0			\$318.16	F	\$25,319.16	\$25,319.16	1.27%
3	6/4/2009	LPC				0			\$321.58	F	\$25,868.60	\$25,868.60	1.26%
4	7/3/2009	LPC				0			\$324.59	F	\$26,394.28	\$26,394.28	1.25%
5	8/3/2009	LPC				0			\$327.08	F	\$26,886.91	\$26,886.91	1.23%
6	9/2/2009	LPC				0			\$329.27	F	\$27,362.64	\$27,362.64	1.22%
7	10/2/2009	LPC				0			\$331.59	F	\$27,848.64	\$27,848.64	1.21%
8	10/30/2009	LPC				0			\$334.46	F	\$28,374.13	\$28,374.13	1.19%
9	12/3/2009	LPC				0			\$337.64	F	\$28,924.34	\$28,924.34	1.18%
10	1/4/2010	LPC				0			\$341.38	F	\$29,514.68	\$29,514.68	1.17%
11	2/3/2010	LPC				0			\$345.03	F	\$30,103.19	\$30,103.19	1.16%
12	3/3/2010	LPC				0			\$349.31	F	\$30,737.93	\$30,737.93	1.15%
13	4/1/2010	LPC				0			\$353.16	F	\$31,347.86	\$31,347.86	1.14%
14	5/4/2010	LPC				0			\$357.13	F	\$31,969.46	\$31,969.46	1.13%
15	6/3/2010	LPC				0			\$361.53	F	\$32,624.51	\$32,624.51	1.12%
16	7/1/2010	LPC				0			\$365.65	F	\$33,264.61	\$33,264.61	1.11%
17	8/3/2010	LPC				0			\$368.46	F	\$33,820.16	\$33,820.16	1.10%
18	9/1/2010	LPC				0			\$371.08	F	\$34,366.24	\$34,366.24	1.09%
19	10/1/2010	LPC				0			\$373.14	F	\$34,876.63	\$34,876.63	1.08%
20	11/1/2010	LPC				0			\$375.16	F	\$35,386.67	\$35,386.67	1.07%
21	12/1/2010	LPC				0			\$377.62	F	\$35,928.31	\$35,928.31	1.06%
22	1/4/2011	LPC				0			\$380.44	F	\$36,496.16	\$36,496.16	1.05%
23	2/2/2011	LPC				0			\$383.92	F	\$37,112.42	\$37,112.42	1.05%
24	3/4/2011	LPC				0			\$388.09	F	\$37,778.73	\$37,778.73	1.04%
25	4/1/2011	LPC				0			\$392.12	F	\$38,439.00	\$38,439.00	1.03%
26	5/3/2011	LPC				0			\$395.86	F	\$39,084.17	\$39,084.17	1.02%
27	6/2/2011	LPC				0			\$400.10	F	\$39,766.96	\$39,766.96	1.02%
28	07/01/2011	LPC				0			\$403.74	F	\$40,413.33	\$40,413.33	1.01%
29	8/2/2011	LPC				0			\$406.39	F	\$40,996.57	\$40,996.57	1.00%
30	9/1/2011	LPC				0			\$408.75	F	\$41,562.69	\$41,562.69	0.99%
31	10/3/2011	LPC				0			\$411.06	F	\$42,128.13	\$42,128.13	0.99%
32	11/1/2011	LPC				0			\$413.55	F	\$42,707.13	\$42,707.13	0.98%
33	12/1/2011	LPC				0			\$416.23	F	\$43,302.50	\$43,302.50	0.97%
34	1/4/2012	LPC				0			\$419.43	F	\$43,935.31	\$43,935.31	0.96%
35	2/2/2012	LPC				0			423.04	B	\$44,598.95	\$44,598.95	0.96%
36	3/5/2012	LPC				0			\$428.37	B	\$45,382.31	\$45,382.31	0.95%
37	4/4/2012	LPC				0			432.89	B	\$46,116.91	\$46,116.91	0.95%
38	5/3/2012	LPC				0			\$33.60	F	\$2,274.22	\$2,274.22	1.50%
39	6/5/2012	LPC				0			36.93	F	\$2,532.97	\$2,532.97	1.48%
40	7/3/2012	LPC				0			\$40.70	F	\$2,825.13	\$2,825.13	1.46%
41	8/2/2012	LPC				0			43.14	F	\$3,030.78	\$3,030.78	1.44%
42	9/4/2012	LPC				0			\$45.08	F	\$3,205.17	\$3,205.17	1.43%
43	10/3/2012	LPC				0			47.44	F	\$3,410.02	\$3,410.02	1.41%
44	11/1/2012	LPC				0			\$49.61	F	\$3,604.31	\$3,604.31	1.40%

** Settlement amount according to PGW workpapers.
 The balance at 3/29/12 should not include additional late fees.

Fairmount
 620 N MARSHALL ST PHIL,PA 191233445
 STATEMENT

From Date 1/1/2004
 Account 677180766

Number
 SA Number 7054389359

To Date 10/25/2012
 Meter 01780400

Dispute NO.	Transaction		Reading		Average Heating Days CCF Usage CCF/Days DOD's	Payment		Transaction Amount	DISPUTE CODE	Current Balance	Actual Balance	% Calculated LPC assessed Current Balance
	Date	Type	Reading Code # of			Type	Due Date					
45	12/4/2012	LPC						\$52.89	F	\$3,875.55	\$3,875.55	1.38%
46	1/5/2013	LPC						\$57.18	F	\$4,219.15	\$4,219.15	1.37%
47	2/5/2013	LPC						\$61.87	F	\$4,593.75	\$4,593.75	1.37%
48	3/6/2013	LPC						\$66.37	F	\$4,960.14	\$4,960.14	1.36%
49	4/4/2013	LPC						\$70.88	F	\$5,331.67	\$5,331.67	1.35%
50	5/3/2013	LPC						\$75.15	F	\$5,691.34	\$5,691.34	1.34%
51	6/4/2013	LPC						\$79.23	F	\$6,042.33	\$6,042.33	1.33%
52	7/2/2013	LPC						\$82.87	F	\$6,367.93	\$6,367.93	1.32%
53	8/2/2013	LPC						\$85.97	F	\$6,660.30	\$6,660.30	1.31%

** Settlement amount according to PGW workpapers.
 The balance at 3/29/12 should not include additional late fees.

Fairmount From Date 1/1/2004 To Date 10/25/2012
 620 N MARSHALL ST PHIL,PA 191233445 Account 664719425 Number SA Number 6785497900 Meter 01858227

Dispute NO.	Transaction		Reading		Average Days CCF Usage	Heating CCF/Days DOD's	Payment Type	Date	Transaction Amount	DISPUTE CODE	Current Balance	Actual Balance	% Calculated LPC assessed Current Balance
	Date	Type	Reading Code	# of									
1	5/5/2009	LPC				0			\$288.05	F	\$22,502.75	\$22,502.75	1.30%
2	6/4/2009	LPC				0			\$294.89	F	\$23,253.92	\$23,253.92	1.28%
3	7/2/2009	LPC				0			\$302.47	F	\$24,061.42	\$24,061.42	1.27%
4	8/3/2009	LPC				0			\$308.03	F	\$24,740.12	\$24,740.12	1.26%
5	9/2/2009	LPC				0			\$312.23	F	\$25,332.39	\$25,332.39	1.25%
6	10/2/2009	LPC				0			\$316.38	F	\$25,925.62	\$25,925.62	1.24%
7	10/30/2009	LPC				0			\$320.58	F	\$26,526.18	\$26,526.18	1.22%
8	12/2/2009	LPC				0			\$323.49	F	\$27,043.61	\$27,043.61	1.21%
9	1/4/2010	LPC				0			\$327.26	F	\$27,622.61	\$27,622.61	1.20%
10	2/3/2010	LPC				0			\$331.58	F	\$28,241.90	\$28,241.90	1.19%
11	3/3/2010	LPC				0			\$336.77	F	\$28,924.87	\$28,924.87	1.18%
12	4/1/2010	LPC				0			\$342.51	F	\$29,649.79	\$29,649.79	1.17%
13	5/4/2010	LPC				0			\$347.40	F	\$30,323.29	\$30,323.29	1.16%
14	6/3/2010	LPC				0			\$351.14	F	\$30,923.63	\$30,923.63	1.15%
15	7/1/2010	LPC				0			\$355.21	F	\$31,550.16	\$31,550.16	1.14%
16	8/3/2010	LPC				0			\$357.81	F	\$32,081.48	\$32,081.48	1.13%
17	9/1/2010	LPC				0			\$360.66	F	\$32,632.25	\$32,632.25	1.12%
18	10/1/2010	LPC				0			\$364.15	F	\$33,228.80	\$33,228.80	1.11%
19	11/1/2010	LPC				0			\$367.65	F	\$33,829.83	\$33,829.83	1.10%
20	12/1/2010	LPC				0			\$370.95	F	\$34,420.51	\$34,420.51	1.09%
21	1/4/2011	LPC				0			\$323.49	F	\$27,043.61	\$27,043.61	1.21%
22	1/5/2011	BILL				0			\$6,555.63	A	(\$39,765.06)	(\$39,765.06)	
23	1/5/2011	BILL				0			\$5,857.90	A	(\$33,907.16)	(\$33,907.16)	
24	1/5/2011	BILL	58884 E	366	4973	13.59	4805	1/31/2011	\$7,223.84	D	(\$26,683.32)	(\$26,683.32)	
25	1/5/2011	BILL	63857 E	365	4973	13.62	4603	1/31/2011	\$7,897.83	D	(\$18,785.49)	(\$18,785.49)	
26	1/5/2011	BILL	70941 R	365	7084	19.41	4266	1/31/2011	\$13,321.18	J	(\$5,464.31)	(\$5,464.31)	
27	1/5/2011	BILL	76761 R	365	5820	15.95	4248	1/31/2011	\$11,720.36	J	\$6,256.05	\$6,256.05	
28	1/5/2011	BILL	742 R	365	3055	8.37	4357	1/31/2011	\$5,915.07	J	\$12,171.12	\$12,171.12	
29	1/5/2011	BILL	1829 R	244	1087	4.45	1297	1/31/2011	\$2,437.90	J	\$14,609.02	\$14,609.02	
30	1/5/2011	BILL	2957 R	150	1128	7.52	3621	1/31/2011	\$2,232.84	J	\$16,841.86	\$16,841.86	
31	1/5/2011	BILL	4377 R	244	1420	5.82	1680	1/31/2011	\$2,411.51	J	\$19,253.37	\$19,253.37	
32	1/5/2011	BILL	5658 R	243	1281	5.27	2704	1/31/2011	\$2,169.33	J	\$21,422.70	\$21,422.70	
33	1/5/2011	BILL	6330 R	122	672	5.51	1686	1/31/2011	\$1,091.26	J	\$22,513.96	\$22,513.96	
34	2/2/2011	LPC				0			\$337.70	F	\$22,851.66	\$22,851.66	1.50%
35	3/4/2011	LPC				0			\$344.41	F	\$23,643.37	\$23,643.37	1.48%
36	4/1/2011	LPC				0			\$351.44	F	\$24,463.36	\$24,463.36	1.46%
37	5/3/2011	LPC				0			\$358.09	F	\$25,264.54	\$25,264.54	1.44%
38	6/2/2011	LPC				0			\$365.75	F	\$26,141.15	\$26,141.15	1.42%
39	7/1/2011	LPC				0			\$372.71	F	\$26,978.09	\$26,978.09	1.40%
40	8/2/2011	LPC				0			\$377.26	F	\$27,658.14	\$27,658.14	1.38%
41	9/1/2011	LPC				0			\$381.42	F	\$28,316.86	\$28,316.86	1.37%
42	10/3/2011	LPC				0			\$385.19	F	\$28,953.86	\$28,953.86	1.35%
43	11/1/2011	LPC				0			\$389.36	F	\$29,621.09	\$29,621.09	1.33%
44	12/1/2011	LPC				0			\$393.29	F	\$30,275.98	\$30,275.98	1.32%
45	1/4/2012	LPC				0			\$396.40	F	\$30,880.00	\$30,880.00	1.30%
46	2/2/2012	LPC				0			\$399.56	B	\$31,490.12	\$31,490.12	1.29%
47	3/5/2012	LPC				0			\$403.17	B	\$32,134.03	\$32,134.03	1.27%
48	4/4/2012	LPC				0			\$406.18	B	\$32,741.12	\$32,741.12	1.26%

** Settlement amount according to PGW workpapers.
 The balance at 3/29/12 should not include additional late fees.

Fairmount
 620 N MARSHALL ST PHIL,PA 191233445
 STATEMENT

From Date 1/1/2004
 Account 664719425

Number
 SA Number 6785497900

To Date 10/25/2012
 Meter 01858227

Dispute NO.	Transaction Date	Type	Reading Code # of	Average Days CCF Usage	Heating CCF/Days DDD's	Payment Type	Date	Transaction Amount	DISPUTE CODE	Current Balance	Actual Balance	<div style="border: 1px solid black; padding: 2px;"> % Calculated LPC assessed Current Balance </div>
49	5/3/2012	LPC			0			\$27.44	F	\$1,856.80	\$1,856.80	1.50%
50	6/5/2012	LPC			0			\$30.04	F	\$2,060.37	\$2,060.37	1.48%
51	7/3/2012	LPC			0			\$32.17	F	\$2,234.32	\$2,234.32	1.46%
52	8/2/2012	LPC			0			\$34.05	F	\$2,393.84	\$2,393.84	1.44%
53	9/4/2012	LPC			0			\$35.64	F	\$2,535.79	\$2,535.79	1.43%
54	10/3/2012	LPC			0			\$37.45	F	\$2,693.60	\$2,693.60	1.41%
55	11/1/2012	LPC						\$39.20	F	\$2,849.49	\$2,849.49	1.39%
56	12/4/2012	LPC						\$41.47	F	\$3,042.45	\$3,042.45	1.38%
57	1/5/2013	LPC						\$44.18	F	\$3,267.39	\$3,267.39	1.37%
58	2/5/2013	LPC						\$47.02	F	\$3,503.92	\$3,503.92	1.36%
59	3/6/2013	LPC						\$50.05	F	\$3,755.65	\$3,755.65	1.35%
60	4/4/2013	LPC						\$53.66	F	\$4,049.83	\$4,049.83	1.34%
61	5/3/2013	LPC						\$56.85	F	\$4,319.87	\$4,319.87	1.33%
62	6/4/2013	LPC						\$59.53	F	\$4,558.06	\$4,558.06	1.32%
63	7/2/2013	LPC						\$61.64	F	\$4,760.08	\$4,760.08	1.31%
64	8/2/2013	LPC						\$63.58	F	\$4,953.00	\$4,953.00	1.30%

** Settlement amount according to PGW workpapers.
 The balance at 3/29/12 should not include additional late fees.

Fairmount
625 N 7TH ST PHIL,PA191233456

From Date 1/1/2004
Account Number 612167092

To Date 10/25/2012
SA Number 1346070888

Meter 20709 Rate GS

Dispute NO.	STATEMENT												% Calculated LPC assessed Current Balance		
	Transaction Date	Type	Reading	Reading Code	# of Days	CCF Usage	Average CCF/Days	Heating DDD's	Payment Type	Due Date	Transaction Amount	DISPUTE CODE		Current Balance	Actual Balance
1	6/3/2004	BILL	71720	R	33	6524	197.7	47		6/28/2004	\$12,777.54	J	\$13,376.62	\$13,376.62	
2	7/2/2004	BILL	65698	R	61	502	8.23	58		8/4/2004	\$797.44	J	\$13,197.62	\$13,197.62	
3	9/1/2005	BILL	62	R	30	6981	232.7	O		9/27/2005	\$11,344.62	J	\$12,192.68	\$12,192.68	
4	3/6/2007	BILL	9990	R	31	1165	37.58	1083		3/29/2007	\$2,153.72	J	\$29,938.11	\$29,938.11	
5	5/4/2009	LPC					0				\$667.32	F	\$47,546.24	\$47,546.24	1.42%
6	6/4/2009	LPC					0				\$670.17	F	\$48,406.46	\$48,406.46	1.40%
7	7/3/2009	LPC					0				\$672.91	F	\$49,262.17	\$49,262.17	1.38%
8	8/4/2009	LPC					0				\$675.25	F	\$50,093.43	\$50,093.43	1.37%
9	9/2/2009	LPC					0				\$677.21	F	\$50,901.20	\$50,901.20	1.35%
10	10/2/2009	LPC					0				\$678.86	F	\$51,689.96	\$51,689.96	1.33%
11	10/31/2009	LPC					0				\$680.71	F	\$52,494.21	\$52,494.21	1.31%
12	12/3/2009	LPC					0				\$683.17	F	\$53,340.96	\$53,340.96	1.30%
13	1/4/2010	LPC					0				\$686.28	F	\$54,235.09	\$54,235.09	1.28%
14	2/3/2010	LPC					0				\$689.63	F	\$55,147.78	\$55,147.78	1.27%
15	3/4/2010	LPC					0				\$693.30	F	\$56,085.65	\$56,085.65	1.25%
16	4/1/2010	LPC					0				\$696.52	F	\$56,996.87	\$56,996.87	1.24%
17	5/4/2010	LPC					0				\$700.67	F	\$57,974.32	\$57,974.32	1.22%
18	6/3/2010	LPC					0				\$704.18	F	\$58,912.17	\$58,912.17	1.21%
19	7/1/2010	LPC					0				\$707.61	F	\$59,848.98	\$59,848.98	1.20%
20	8/3/2010	LPC					0				\$709.65	F	\$60,694.38	\$60,694.38	1.18%
21	9/1/2010	LPC					0				\$711.48	F	\$61,528.00	\$61,528.00	1.17%
22	10/2/2010	LPC					0				\$713.29	F	\$62,361.93	\$62,361.93	1.16%
23	11/1/2010	LPC					0				\$715.29	F	\$63,210.54	\$63,210.54	1.14%
24	12/1/2010	LPC					0				\$717.65	F	\$64,085.63	\$64,085.63	1.13%
25	1/4/2011	LPC					0				\$720.84	F	\$65,018.96	\$65,018.96	1.12%
26	2/2/2011	LPC					0				\$724.14	F	\$65,962.97	\$65,962.97	1.11%
27	3/4/2011	LPC					0				\$727.73	F	\$66,930.48	\$66,930.48	1.10%
28	4/1/2011	LPC					0				\$731.08	F	\$67,884.82	\$67,884.82	1.09%
29	5/3/2011	LPC					0				\$734.25	F	\$68,829.98	\$68,829.98	1.08%
30	6/2/2011	LPC					0				\$737.52	F	\$69,785.63	\$69,785.63	1.07%
31	7/1/2011	LPC					0				\$740.28	F	\$70,709.73	\$70,709.73	1.06%
32	8/2/2011	LPC					0				\$742.19	F	\$71,579.31	\$71,579.31	1.05%
33	9/1/2011	LPC					0				\$743.94	F	\$72,440.13	\$72,440.13	1.04%
34	10/4/2011	LPC					0				\$745.72	F	\$73,304.23	\$73,304.23	1.03%
35	11/1/2011	LPC					0				\$747.78	F	\$74,189.72	\$74,189.72	1.02%
36	12/1/2011	LPC					0				\$750.10	F	\$75,094.52	\$75,094.52	1.01%
37	1/4/2012	LPC					0				\$753.55	F	\$76,077.90	\$76,077.90	1.00%
38	2/2/2012	IPC					0				757.51	B	\$77,099.19	\$77,099.19	0.99%
39	3/6/2012	LPC					0				761.69	B	\$78,140.00	\$78,140.00	0.98%
40	4/4/2012	LPC					0				765.57	B	\$79,163.86	\$79,163.86	0.98%
41	5/3/2012	LPC					0				46.31	F	\$3,133.78	\$3,133.78	1.50%
42	6/5/2012	LPC					0				\$49.77	F	\$3,414.35	\$3,414.35	1.48%
43	7/4/2012	LPC					0				\$53.52	F	\$3,717.79	\$3,717.79	1.46%
44	8/2/2012	LPC					0				55.53	F	\$3,907.73	\$3,907.73	1.44%
45	9/4/2012	LPC					0				\$57.13	F	\$4,071.17	\$4,071.17	1.42%
46	10/3/2012	LPC					0				\$58.90	F	\$4,247.88	\$4,247.88	1.41%
47	11/1/2012	LPC					0				\$60.61	F	\$4,422.53	\$4,422.53	1.39%
48	12/4/2012	LPC					0				\$62.65	F	\$4,621.60	\$4,621.60	1.37%
49	1/4/2013	LPC					0				\$65.29	F	\$4,862.67	\$4,862.67	1.36%
50	2/5/2013	LPC					0				\$68.04	F	\$5,114.07	\$5,114.07	1.35%

** Settlement amount according to PGW workpapers.
The balance at 3/29/12 should not include additional late fees.

Fairmount
62S N 7TH ST PHIL, PA191233456

From Date 1/1/2004
Account Number 612167092

To Date 10/25/2012
SA Number 1346070888

Meter 20709 Rate GS

STATEMENT

Dispute NO.	Transaction Date	Type	Reading	Reading Code	# of Days	CCF Usage	Average CCF/Days	Heating DDD's	Payment Type	Due Date	Transaction Amount	DISPUTE CODE	Current Balance	Actual Balance	% Calculated	
															LPC assessed	Current Balance
51	3/5/2013	LPC														1.34%
52	4/3/2013	LPC														1.33%
53	5/2/2013	LPC														1.31%
54	6/4/2013	LPC														1.30%
55	7/2/2013	LPC														1.29%
56	8/1/2013	LPC														1.28%

** Settlement amount according to PGW workpapers.
The balance at 3/29/12 should not include additional late fees.

Fairmount From Date 1/1/2004 To Date 10/25/2012
 640 N MARSHALL ST PHIL, PA19123271C Account Number 355139832 SA Number 2103898906 Meter 1520786

STATEMENT

Dispute NO.	Transaction		Reading		# of Days	Average Heating		Payment		Transaction Amount	DISPUTE CODE	Current Balance	Actual Balance	% Calculated LPC assessed Current Balance
	Date	Type	Reading	Code		CCF Usage	CCF/Days	DDD's	Type					
1	2/3/2004	BILL	76745	R	30	999	33.3	1153	2/27/2004	\$1,362.60	J	\$3,251.52	\$3,251.52	
2	3/4/2004	BILL	77590	R	32	845	26.41	913	3/29/2004	\$1,213.51	J	\$4,513.21	\$4,513.21	
3	2/1/2005	BILL	81889	R	32	848	26.5	1039	2/25/2005	\$1,451.41	J	\$3,301.63	\$3,301.63	
4	1/4/2006	BILL	86917	R	33	883	26.76	996	1/27/2006	\$1,827.61	J	\$3,810.35	\$3,810.35	
5	3/6/2006	BILL	88442	R	29	805	27.76	859	3/29/2006	\$1,683.24	J	\$7,217.36	\$7,217.36	
6	3/6/2007	BILL	93809	R	31	983	31.71	1083	3/29/2007	1817.94	J	\$8,819.70	\$8,819.70	
7	5/4/2009	LPC					0			\$285.60	F	\$22,371.87	\$22,371.87	1.29%
8	6/4/2009	LPC					0			\$289.32	F	\$22,908.95	\$22,908.95	1.28%
9	7/3/2009	LPC					0			\$292.58	F	\$23,418.99	\$23,418.99	1.27%
10	8/3/2009	LPC					0			\$295.28	F	\$23,894.13	\$23,894.13	1.25%
11	9/2/2009	LPC					0			\$297.69	F	\$24,352.60	\$24,352.60	1.24%
12	10/2/2009	LPC					0			\$300.03	F	\$24,808.64	\$24,808.64	1.22%
13	10/30/2009	LPC					0			\$302.46	F	\$25,272.98	\$25,272.98	1.21%
14	12/3/2009	LPC					0			\$306.24	F	\$25,831.34	\$25,831.34	1.20%
15	1/4/2010	LPC					0			\$311.08	F	\$26,465.29	\$26,465.29	1.19%
16	2/3/2010	LPC					0			\$315.81	F	\$27,096.53	\$27,096.53	1.18%
17	3/3/2010	LPC					0			\$322.06	F	\$27,835.03	\$27,835.03	1.17%
18	4/1/2010	LPC					0			\$327.01	F	\$28,492.40	\$28,492.40	1.16%
19	5/4/2010	LPC					0			\$331.83	F	\$29,145.44	\$29,145.44	1.15%
20	6/3/2010	LPC					0			\$336.62	F	\$29,801.03	\$29,801.03	1.14%
21	7/1/2010	LPC					0			\$341.38	F	\$30,459.89	\$30,459.89	1.13%
22	8/3/2010	LPC					0			\$344.32	F	\$31,000.36	\$31,000.36	1.12%
23	9/1/2010	LPC					0			\$346.97	F	\$31,523.84	\$31,523.84	1.11%
24	10/1/2010	LPC					0			\$350.09	F	\$32,082.17	\$32,082.17	1.10%
25	11/1/2010	LPC					0			\$353.46	F	\$32,659.79	\$32,659.79	1.09%
26	12/1/2010	LPC					0			\$357.86	F	\$33,311.31	\$33,311.31	1.09%
27	1/4/2011	LPC					0			\$363.51	F	\$34,051.16	\$34,051.16	1.08%
28	2/2/2011	LPC					0			\$368.77	F	\$34,770.81	\$34,770.81	1.07%
29	3/4/2011	LPC					0			\$374.18	F	\$35,505.93	\$35,505.93	1.07%
30	4/1/2011	LPC					0			\$379.41	F	\$36,233.68	\$36,233.68	1.06%
31	5/3/2011	LPC					0			\$384.19	F	\$36,936.68	\$36,936.68	1.05%
32	6/2/2011	LPC					0			\$389.25	F	\$37,663.25	\$37,663.25	1.04%
33	7/1/2011	LPC					0			\$393.92	F	\$38,368.55	\$38,368.55	1.04%
34	8/2/2011	LPC					0			\$397.27	F	\$38,989.14	\$38,989.14	1.03%
35	9/1/2011	LPC					0			\$400.28	F	\$39,590.26	\$39,590.26	1.02%
36	10/3/2011	LPC					0			\$403.21	F	\$40,188.31	\$40,188.31	1.01%
37	11/1/2011	LPC					0			\$406.34	F	\$40,803.91	\$40,803.91	1.01%
38	12/1/2011	LPC					0			\$409.94	F	\$41,453.31	\$41,453.31	1.00%
39	1/4/2012	LPC					0			\$413.89	F	\$42,131.08	\$42,131.08	0.99%
40	2/2/2012	LPC					0			\$418.15	B	\$42,833.22	\$42,833.22	0.99%
41	3/5/2012	LPC					0			\$423.20	B	\$43,592.63	\$43,592.63	0.98%
42	4/4/2012	LPC					0			\$427.47	B	\$44,305.04	\$44,305.04	0.97%
43	5/3/2012	LPC					0			\$32.87	F	\$2,224.35	\$2,224.35	1.50%
44	6/5/2012	LPC					0			\$37.36	F	\$2,560.94	\$2,560.94	1.48%

** Settlement amount according to PGW workpapers.

The balance at 3/29/12 should not include additional late fees.

Fairmount From Date 1/1/2004 To Date 10/25/2012
 640 N MARSHALL ST PHIL, PA19123271C Account Number 355139832 SA Number 2103898906 Meter 1520786

STATEMENT

Dispute NO.	Transaction		Reading		Average Heating CCF Usage	Heating CCF/Days	Payment Type	Due Date	Transaction Amount	DISPUTE CODE	Current Balance	Actual Balance	% Calculated LPC assessed Current Balance
	Date	Type	Reading	Code									
45	7/3/2012	LPC				0			\$42.32	F	\$2,936.72	\$2,936.72	1.46%
46	8/2/2012	LPC				0			\$45.64	F	\$3,201.10	\$3,201.10	1.45%
47	9/4/2012	LPC				0			\$48.29	F	\$3,425.98	\$3,425.98	1.43%
48	10/3/2012	LPC				0			\$51.43	F	\$3,687.21	\$3,687.21	1.41%
49	11/1/2012	LPC							\$54.60	F	\$3,953.12	\$3,953.12	1.40%
50	12/4/2012	LPC							\$58.63	F	\$4,280.39	\$4,280.39	1.39%
51	1/4/2013	LPC							\$63.47	F	\$4,666.11	\$4,666.11	1.38%
52	2/5/2013	LPC							\$68.72	F	\$5,085.01	\$5,085.01	1.37%
53	3/5/2013	LPC							\$74.20	F	\$5,524.88	\$5,524.88	1.36%
54	4/3/2013	LPC							\$80.18	F	\$6,003.69	\$6,003.69	1.35%
55	5/3/2013	LPC							\$85.92	F	\$6,471.80	\$6,471.80	1.35%
56	6/4/2013	LPC							\$91.33	F	\$6,924.32	\$6,924.32	1.34%
57	7/2/2013	LPC							\$95.95	F	\$7,327.92	\$7,327.92	1.33%
58	8/2/2013	LPC							\$100.24	F	\$7,714.47	\$7,714.47	1.32%

** Settlement amount according to PGW workpapers.
 The balance at 3/29/12 should not include additional late fees.

Fairmount From Date 1/1/2004 To Date 10/25/2012
 Service Address 634N6THSTPHIL,PA Account Number 333870431 SA Number 6792935701 Meter 1986646

STATEMENT

Dispute NO.	Transaction		Reading	# of Days	CCF Usage	Average CCF/Days	Heating Payment DOD's Type	Due Date	Transaction Amount	DISPUTE CODE	Current Balance	Actual Balance	% Calculated
	Date	Type	Code										LPC assessed
													Current Balance
1	5/4/2009	LPC				0			\$27.96	F	\$1,986.26	\$1,986.26	1.43%
2	6/4/2009	LPC				0			\$30.35	F	\$2,175.57	\$2,175.57	1.41%
3	7/2/2009	LPC				0			\$32.49	F	\$2,350.72	\$2,350.72	1.40%
4	8/3/2009	LPC				0			\$34.04	F	\$2,488.30	\$2,488.30	1.39%
5	9/2/2009	LPC				0			\$35.67	F	\$2,632.28	\$2,632.28	1.37%
6	10/2/2009	LPC				0			\$37.08	F	\$2,763.36	\$2,763.36	1.36%
7	10/30/2009	LPC				0			\$38.68	F	\$2,908.72	\$2,908.72	1.35%
8	12/2/2009	LPC				0			\$40.53	F	\$3,073.11	\$3,073.11	1.34%
9	1/4/2010	LPC				0			\$43.50	F	\$3,314.51	\$3,314.51	1.33%
10	2/3/2010	LPC				0			\$46.40	F	\$3,554.20	\$3,554.20	1.32%
11	3/3/2010	LPC				0			\$49.98	F	\$3,842.57	\$3,842.57	1.32%
12	4/1/2010	LPC				0			\$53.53	F	\$4,133.24	\$4,133.24	1.31%
13	5/4/2010	LPC				0			\$56.96	F	\$4,418.63	\$4,418.63	1.31%
14	6/2/2010	LPC				0			\$59.85	F	\$4,671.36	\$4,671.36	1.30%
15	7/1/2010	LPC				0			\$62.50	F	\$4,910.59	\$4,910.59	1.29%
16	8/3/2010	LPC				0			\$64.41	F	\$5,101.67	\$5,101.67	1.28%
17	9/1/2010	LPC				0			\$65.92	F	\$5,268.59	\$5,268.59	1.27%
18	10/1/2010	LPC				0			\$67.57	F	\$5,446.22	\$5,446.22	1.26%
19	11/1/2010	LPC				0			\$69.69	F	\$5,656.94	\$5,656.94	1.25%
20	12/1/2010	LPC				0			\$72.28	F	\$5,902.05	\$5,902.05	1.24%
21	1/4/2011	LPC				0			\$75.54	F	\$6,194.86	\$6,194.86	1.23%
22	2/2/2011	LPC				0			\$78.50	F	\$6,470.74	\$6,470.74	1.23%
23	3/4/2011	LPC				0			\$81.88	F	\$6,778.07	\$6,778.07	1.22%
24	4/1/2011	LPC				0			\$85.23	F	\$7,086.88	\$7,086.88	1.22%
25	5/3/2011	LPC				0			\$88.40	F	\$7,386.46	\$7,386.46	1.21%
26	6/2/2011	LPC				0			\$91.72	F	\$7,699.09	\$7,699.09	1.21%
27	7/1/2011	LPC				0			\$94.40	F	\$7,972.66	\$7,972.66	1.20%
28	8/2/2011	LPC				0			\$96.25	F	\$8,191.79	\$8,191.79	1.19%
29	9/1/2011	LPC				0			\$97.95	F	\$8,403.63	\$8,403.63	1.18%
30	10/3/2011	LPC				0			\$99.66	F	\$8,617.18	\$8,617.18	1.17%
31	11/1/2011	LPC				0			\$101.44	F	\$8,837.35	\$8,837.35	1.16%
32	12/1/2011	LPC				0			\$103.54	F	\$9,080.69	\$9,080.69	1.15%
33	1/4/2012	LPC				0			\$105.77	F	\$9,334.83	\$9,334.83	1.15%
34	2/2/2012	LPC				0			108.16	B	\$9,602.85	\$9,602.85	1.14%
35	3/5/2012	LPC				0			\$110.83	B	\$9,891.08	\$9,891.08	1.13%
36	4/4/2012	LPC				0			113.18	B	\$10,161.45	\$10,161.45	1.13%
37	5/3/2012	LPC				0			\$12.42	F	\$840.87	\$840.87	1.50%
38	6/5/2012	LPC				0			\$14.63	F	\$1,002.67	\$1,002.67	1.48%
39	7/3/2012	LPC				0			\$23.26	F	\$1,601.33	\$1,601.33	1.47%
41	8/2/2012	LPC				0			\$25.28	F	\$1,761.02	\$1,761.02	1.46%
41	9/4/2012	LPC				0			\$26.93	F	\$1,898.09	\$1,898.09	1.44%
42	10/3/2012	LPC				0			28.91	F	\$2,058.87	\$2,058.87	1.42%
43	11/1/2012	LPC				0			\$30.80	F	\$2,215.69	\$2,215.69	1.41%
44	12/4/2012	LPC				0			\$33.21	F	\$2,409.65	\$2,409.65	1.40%
45	1/4/2013	LPC				0			\$36.04	F	\$2,634.62	\$2,634.62	1.39%
46	2/5/2013	LPC				0			\$38.83	F	\$2,859.26	\$2,859.26	1.38%

** Settlement amount according to PGW workpapers.
 The balance at 3/29/12 should not include additional late fees.

Fairmount From Date 1/1/2004 To Date 10/25/2012
 Service Address 634N6THSTPHIL,PA Account Number 333870431 SA Number 6792935701 Meter 1986646

STATEMENT

Dispute NO.	Transaction		Reading			Average	Heating Payment	Due Date	Transaction Amount	DISPUTE CODE	Current Balance	Actual Balance	% Calculated LPC assessed Current Balance
	Date	Type	Reading	Code	# of Days	CCF Usage	CCF/Days						
47	3/5/2013	LPC							\$41.72	F	\$3,093.51	\$3,093.51	1.37%
48	4/3/2013	LPC							\$44.80	F	\$3,343.84	\$3,343.84	1.36%
49	5/3/2013	LPC							\$47.62	F	\$3,579.19	\$3,579.19	1.35%
50	6/4/2013	LPC							\$50.22	F	\$3,803.13	\$3,803.13	1.34%
51	7/2/2013	LPC							\$52.50	F	\$4,007.80	\$4,007.80	1.33%
52	8/2/2013	LPC							\$54.42	F	\$4,190.12	\$4,190.12	1.32%

** Settlement amount according to PGW workpapers.
 The balance at 3/29/12 should not include additional late fees.

Specific Service Agreement Statement of Account SA- 4304754753
 Fairmount
 SBG MANAGEMENT SERVICES
 Service Address
 634N6THSTPHIL,PA191232805

From Date 1/1/2004 To Date 10/25/2012
 Account Number 333870431 SA Number 4304754753 Meter Rate 1986646 G5 |

Dispute NO.	STATEMENT Transaction		Reading Code # of Days	Average CCF/Usage	Average CCF/Days	Heating DOD's	Payment Type	Due Date	Transaction Amount	DISPUTE CODE	Current Balance	Actual Balance	% Calculated LPC assessed Current Balance
	Date	Type Reading											
1	5/4/2007	BILL	6994 R	30	352	11.73	408	5/30/2007	\$658.83	J	\$1,619.17	\$1,619.17	
2	6/6/2007	LPC				0			\$24.07	F	\$1,643.24	\$1,643.24	1.49%
3	6/6/2007	BILL	7163 R	32	169	5.28	68	6/28/2007	\$339.69	J	\$1,982.93	\$1,982.93	
4	7/5/2007	LPC				0			\$29.17	F	\$2,012.10	\$2,012.10	1.47%
5	7/5/2007	BILL	7287 R	29	124	4.28	4	7/30/2007	\$254.76	J	\$2,266.86	\$2,266.86	
6	8/3/2007	LPC				0			\$32.99	F	\$2,299.85	\$2,299.85	1.46%
7	8/3/2007	BILL	7402 R	30	115	3.83	0	8/28/2007	\$237.67	J	\$2,537.52	\$2,537.52	
8	9/4/2007	LPC				0			\$36.55	F	\$2,574.07	\$2,574.07	1.44%
9	9/4/2007	BILL	7511 R	29	109	3.76	6	9/27/2007	\$226.27	J	\$2,800.34	\$2,800.34	
10	10/3/2007	LPC				0			\$39.95	F	\$2,840.29	\$2,840.29	1.43%
11	10/3/2007	BILL	7639 R	32	128	4	13	10/26/2007	\$248.76	J	\$3,089.05	\$3,089.05	
12	11/1/2007	LPC				0			\$43.68	F	\$3,132.73	\$3,132.73	1.41%
13	11/1/2007	BILL	7780 R	29	141	4.86	117	11/28/2007	\$284.44	J	\$3,417.17	\$3,417.17	
14	12/4/2007	LPC				0			\$46.00	F	\$3,113.17	\$3,113.17	1.50%
15	12/4/2007	BILL	8237 R	33	457	13.85	656	12/31/2007	\$830.34	J	\$3,943.51	\$3,943.51	
16	1/6/2008	LPC				0			\$58.46	F	\$4,001.97	\$4,001.97	1.48%
17	1/6/2008	BILL	8794 R	31	557	17.97	850	1/30/2008	\$1,047.99	J	\$5,049.96	\$5,049.96	
18	2/4/2008	LPC				0			\$74.18	F	\$5,124.14	\$5,124.14	1.47%
19	2/4/2008	BILL	9381 R	29	587	20.24	814	2/28/2008	\$1,132.81	J	\$6,256.95	\$6,256.95	
20	3/4/2008	LPC				0			\$91.17	F	\$6,348.12	\$6,348.12	1.46%
21	3/4/2008	BILL	9976 R	31	595	19.19	856	3/28/2008	\$1,125.94	J	\$7,474.06	\$7,474.06	
22	4/3/2008	LPC				0			\$108.06	F	\$7,582.12	\$7,582.12	1.45%
23	4/3/2008	BILL	10376 R	30	400	13.33	565	4/28/2008	\$782.99	J	\$8,365.11	\$8,365.11	
24	5/2/2008	LPC				0			\$119.60	F	\$8,484.91	\$8,484.91	1.43%
25	5/2/2008	BILL	10587 R	23	211	9.17	256	5/28/2008	\$439.92	J	\$8,924.83	\$8,924.83	
26	6/4/2008	LPC				0			\$126.40	F	\$9,051.23	\$9,051.23	1.42%
27	7/3/2008	LPC				0			\$126.40	F	\$9,177.63	\$9,177.63	1.40%
28	8/2/2008	LPC				0			\$126.40	F	\$9,304.03	\$9,304.03	1.38%
29	9/2/2008	LPC				0			\$126.40	F	\$9,430.43	\$9,430.43	1.36%
30	10/2/2008	LPC				0			\$126.40	F	\$9,556.83	\$9,556.83	1.34%
31	10/30/2008	LPC				0			\$126.40	F	\$9,683.23	\$9,683.23	1.32%
32	12/3/2008	LPC				0			\$126.40	F	\$9,809.63	\$9,809.63	1.31%
33	1/5/2009	LPC				0			\$126.40	F	\$9,936.03	\$9,936.03	1.29%
34	2/4/2009	LPC				0			\$126.40	F	\$10,062.43	\$10,062.43	1.27%
35	3/4/2009	LPC				0			\$126.40	F	\$10,188.83	\$10,188.83	1.26%
36	4/3/2009	LPC				0			\$126.40	F	\$10,315.23	\$10,315.23	1.24%
37	5/4/2009	LPC				0			\$126.40	F	\$10,441.63	\$10,441.63	1.23%
38	6/4/2009	LPC				0			\$126.40	F	\$10,568.03	\$10,568.03	1.21%
39	7/2/2009	LPC				0			\$126.40	F	\$10,694.43	\$10,694.43	1.20%
40	8/3/2009	LPC				0			\$126.40	F	\$10,820.83	\$10,820.83	1.18%
41	9/2/2009	LPC				0			\$126.40	F	\$10,947.23	\$10,947.23	1.17%
42	10/2/2009	LPC				0			\$126.40	F	\$11,073.63	\$11,073.63	1.15%
43	10/30/2009	LPC				0			\$126.40	F	\$11,200.03	\$11,200.03	1.14%
44	12/2/2009	LPC				0			\$126.40	F	\$11,326.43	\$11,326.43	1.13%
45	1/4/2010	LPC				0			\$126.40	F	\$11,452.83	\$11,452.83	1.12%
46	2/3/2010	LPC				0			\$126.40	F	\$11,579.23	\$11,579.23	1.10%
47	3/3/2010	LPC				0			\$126.40	F	\$11,705.63	\$11,705.63	1.09%
48	4/1/2010	LPC				0			\$126.40	F	\$11,832.03	\$11,832.03	1.08%
49	5/4/2010	LPC				0			\$126.40	F	\$11,958.43	\$11,958.43	1.07%
50	6/2/2010	LPC				0			\$126.40	F	\$12,084.83	\$12,084.83	1.06%

** Settlement amount according to PGW workpapers.
 The balance at 3/29/12 should not include additional late fees.

Specific Service Agreement Statement of Account SA- 4304754753
 Fairmount
 SBG MANAGEMENT SERVICES
 Service Address
 634NGTHSTPHIL,PA191232805

From Date 1/1/2004 To Date 10/25/2012
 Account Number 333870431 SA Number 4304754753 Meter Rate 1986646 G5 i

Dispute NO.	STATEMENT Transaction		Reading Code # of Days CCF Usage	Average CCF/Days	Heating DOD's	Payment Type Due Date	Transaction Amount	DISPUTE CODE	Current Balance	Actual Balance	% Calculated LPC assessed Current Balance
	Date	Type Reading									
51	7/1/2010	LPC			0		\$126.40	F	\$12,211.23	\$12,211.23	1.05%
52	8/3/2010	LPC			0		\$126.40	F	\$12,337.63	\$12,337.63	1.04%
53	9/1/2010	LPC			0		\$126.40	F	\$12,464.03	\$12,464.03	1.02%
54	10/1/2010	LPC			0		\$126.40	F	\$12,590.43	\$12,590.43	1.01%
55	11/1/2010	LPC			0		\$126.40	F	\$12,716.83	\$12,716.83	1.00%
56	12/1/2010	LPC			0		\$126.40	F	\$12,843.23	\$12,843.23	0.99%
57	1/4/2011	LPC			0		\$126.40	F	\$12,969.63	\$12,969.63	0.98%
58	2/2/2011	LPC			0		\$126.40	F	\$13,096.03	\$13,096.03	0.97%
59	3/4/2011	LPC			0		\$126.40	F	\$13,222.43	\$13,222.43	0.97%
60	4/1/2011	LPC			0		\$126.40	F	\$13,348.83	\$13,348.83	0.96%
61	5/3/2011	LPC			0		\$126.40	F	\$13,475.23	\$13,475.23	0.95%
62	6/2/2011	LPC			0		\$126.40	F	\$13,601.63	\$13,601.63	0.94%
63	7/1/2011	LPC			0		\$126.40	F	\$13,728.03	\$13,728.03	0.93%
64	8/2/2011	LPC			0		\$126.40	F	\$13,854.43	\$13,854.43	0.92%
65	9/1/2011	LPC			0		\$126.40	F	\$13,980.83	\$13,980.83	0.91%
66	10/3/2011	LPC			0		\$126.40	F	\$14,107.23	\$14,107.23	0.90%
67	11/1/2011	LPC			0		\$126.40	F	\$14,233.63	\$14,233.63	0.90%
68	12/1/2011	LPC			0		\$126.40	F	\$14,360.03	\$14,360.03	0.89%
69	1/4/2012	LPC			0		\$126.40	F	\$14,486.43	\$14,486.43	0.88%
70	2/2/2012	LPC			0		\$126.40	F	\$14,612.83	\$14,612.83	0.87%
71	3/5/2012	LPC			0		\$126.40	F	\$14,739.23	\$14,739.23	0.86%
72	4/4/2012	LPC			0		\$126.40	F	\$14,865.63	\$14,865.63	0.86%
73	5/3/2012	LPC			0		\$5.68	F	\$384.88	\$384.88	1.50%
74	6/5/2012	LPC			0		\$5.68	F	\$390.56	\$390.56	1.48%

** Settlement amount according to PGW workpapers.
 The balance at 3/29/12 should not include additional late fees.

Fairmount
700 N MARSHALL ST PHIL, PA 191232710

From Date 1/1/2004
Account Number 215659749

To Date 10/25/2012
SA Number 8938394971 Meter 1806207

STATEMENT

Dispute NO.	Transaction Date	Type	Reading		# of Days	Average CCF Usage	Average CCF/Days	Heating DOD's	Payment Type	Due Date	Transaction Amount	DISPUTE CODE	Current Balance	Actual Balance	% Calculated LPC assessed Current Balance
			Reading	Code											
1	5/2/2005	BILL	63826	R	36	138	3.83	415		5/25/2005	\$225.93	G	\$225.93	\$225.93	
2	6/1/2005	LPC					0				\$3.38	G	\$229.31	\$229.31	1.50%
3	6/1/2005	BILL	63948	R	32	122	3.81	177		6/24/2005	\$201.96	G	\$431.27	\$431.27	
4	7/1/2005	LPC					0				\$6.41	G	\$437.68	\$437.68	1.49%
5	7/1/2005	BILL	64060	R	29	112	3.86	5		7/27/2005	\$200.96	G	\$638.64	\$638.64	
6	7/14/2005	PAY					0		Check		(\$225.93)	G	\$412.71	\$412.71	
7	8/2/2005	LPC					0				\$6.19	G	\$418.90	\$418.90	1.50%
8	8/2/2005	BILL	64188	R	33	128	3.88	0		8/25/2005	\$226.91	G	\$645.81	\$645.81	
9	8/12/2005	PAY					0		Check		(\$205.34)	G	\$440.47	\$440.47	
10	9/1/2005	LPC					0				\$6.60	G	\$447.07	\$447.07	1.50%
11	9/1/2005	BILL	64300	R	30	112	3.73	0		9/27/2005	\$200.96	G	648.03	\$648.03	
12	9/12/2005	PAY					0		Check		(\$440.47)	G	\$207.56	\$207.56	
13	10/3/2005	LPC					0				\$3.11	G	\$210.67	\$210.67	1.50%
14	10/3/2005	BILL	64413	R	30	113	3.77	7		10/26/2005	\$212.32	G	\$422.99	\$422.99	
15	11/1/2005	LPC					0				\$6.29	G	\$429.28	\$429.28	1.49%
16	11/1/2005	BILL	64533	R	31	120	3.87	221		11/28/2005	\$258.97	G	\$688.25	\$688.25	
17	12/2/2005	LPC					0				\$10.18	G	\$698.43	\$698.43	1.48%
18	12/2/2005	BILL	64658	R	31	125	4.03	487		12/29/2005	\$277.98	G	\$976.41	\$976.41	
19	12/29/2005	PAY					0		Check		(\$422.99)	G	\$553.42	\$553.42	
20	1/4/2006	LPC					0				\$8.30	G	\$561.72	\$561.72	1.50%
21	1/4/2006	BILL	64790	R	33	132	4	996		1/27/2006	\$291.99	G	\$853.71	\$853.71	
22	2/3/2006	LPC					0				\$12.68	G	\$866.39	\$866.39	1.49%
23	2/3/2006	BILL	64911	R	30	121	4.03	713		3/1/2006	\$270.20	G	\$1,136.59	\$1,136.59	
24	3/6/2006	LPC					0				\$16.73	G	\$1,153.32	\$1,153.32	1.47%
25	3/6/2006	BILL	65030	R	29	119	4.1	859		3/29/2006	\$265.24	G	\$1,418.56	\$1,418.56	
26	4/5/2006	LPC					0				\$20.71	G	\$1,439.27	\$1,439.27	1.46%
27	4/5/2006	BILL	65158	R	31	128	4.13	557		5/1/2006	\$284.33	G	\$1,723.60	\$1,723.60	
28	4/7/2006	BILL	65167	R	2	9	4.5	37		5/3/2006	\$18.49	G	\$1,742.09	\$1,742.09	
29	4/26/2006	PAY					0		Check		(\$496.93)	G	\$1,245.16	\$1,245.16	
30	5/8/2006	LPC					0				\$18.67	F	\$1,263.83	\$1,263.83	1.50%
31	5/23/2006	PAY					0		Check		(\$358.67)	G	\$905.16	\$905.16	
32	6/7/2006	LPC					0				\$13.57	F	\$918.73	\$918.73	1.50%
33	7/7/2006	LPC					0				\$13.57	F	\$932.30	\$932.30	1.48%
34	8/7/2006	LPC					0				\$13.57	F	\$945.87	\$945.87	1.46%
35	9/6/2006	LPC					0				\$13.57	F	\$959.44	\$959.44	1.43%
36	9/11/2006	PAY					0		Check		(\$370.92)	G	\$588.52	\$588.52	
37	10/5/2006	LPC					0				\$8.82	F	\$597.34	\$597.34	1.50%
38	11/4/2006	LPC					0				\$8.82	F	\$606.16	\$606.16	1.48%
39	12/6/2006	LPC					0				\$8.82	F	\$614.98	\$614.98	1.46%
40	1/9/2007	LPC					0				\$8.82	F	\$623.80	\$623.80	1.43%
41	1/19/2007	PAY					0		Check		(\$284.36)	G	\$339.44	\$339.44	
42	2/7/2007	LPC					0				\$5.09	F	\$344.53	\$344.53	1.50%
43	3/8/2007	LPC					0				\$5.09	F	\$349.62	\$349.62	1.48%
44	4/9/2007	LPC					0				\$5.09	F	\$354.71	\$354.71	1.46%
45	5/2/2007	PAY					0		Check	**	(\$344.53)	I	\$10.18	\$10.18	

** Settlement amount according to PGW workpapers.

The balance at 3/29/12 should not include additional late fees.

Fairmount
700 N MARSHALL ST PHIL, PA 191232710

From Date 1/1/2004
Account Number 215659749

To Date 10/25/2012
SA Number 8938394971 Meter 1806207

STATEMENT

Dispute NO.	Transaction		Reading		# of Days	Average CCF Usage	Average CCF/Days	Heating DOD's	Payment Type	Due Date	Transaction Amount	DISPUTE CODE	Current Balance	Actual Balance	% Calculated LPC assessed Current Balance
	Date	Type	Reading	Code											
46	5/8/2007	LPC						0			\$0.15	F	\$10.33	\$10.33	1.47%
47	6/7/2007	LPC						0			\$0.15	F	\$10.48	\$10.48	1.45%
48	7/9/2007	LPC						0			\$0.15	F	\$10.63	\$10.63	1.43%
49	8/7/2007	LPC						0			\$0.15	F	\$10.78	\$10.78	1.41%
50	9/6/2007	LPC						0			\$0.15	F	\$10.93	\$10.93	1.39%
51	10/5/2007	LPC						0			\$0.15	F	\$11.08	\$11.08	1.37%
52	11/5/2007	LPC						0			\$0.15	F	\$11.23	\$11.23	1.35%
53	12/6/2007	LPC						0			\$0.15	F	\$11.38	\$11.38	1.34%
54	1/8/2008	LPC						0			\$0.15	F	\$11.53	\$11.53	1.32%
55	2/6/2008	LPC						0			\$0.15	F	\$11.68	\$11.68	1.30%
56	3/6/2008	LPC						0			\$0.15	F	\$11.83	\$11.83	1.28%
57	4/7/2008	LPC						0			\$0.15	F	\$11.98	\$11.98	1.27%
58	5/7/2008	LPC						0			\$0.15	F	\$12.13	\$12.13	1.25%
59	5/29/2008	PAY						0	Check		(\$2.96)	G	\$9.17	\$9.17	
60	6/5/2008	LPC						0			\$0.13	F	\$9.30	\$9.30	1.42%
61	7/7/2008	LPC						0			\$0.13	F	\$9.43	\$9.43	1.40%
62	8/5/2008	LPC						0			\$0.13	F	\$9.56	\$9.56	1.38%
63	9/4/2008	LPC						0			\$0.13	F	\$9.69	\$9.69	1.36%
64	10/4/2008	LPC						0			\$0.13	F	\$9.82	\$9.82	1.34%
65	11/3/2008	LPC						0			\$0.13	F	\$9.95	\$9.95	1.32%
66	12/5/2008	LPC						0			\$0.13	F	\$10.08	\$10.08	1.31%
67	1/8/2009	LPC						0			\$0.13	F	\$10.21	\$10.21	1.29%
68	2/5/2009	LPC						0			\$0.13	F	\$10.34	\$10.34	1.27%
69	3/8/2009	LPC						0			\$0.13	F	\$10.47	\$10.47	1.26%
70	4/7/2009	LPC						0			\$0.13	F	\$10.60	\$10.60	1.24%
71	5/6/2009	LPC						0			\$0.13	F	\$10.73	\$10.73	1.23%
72	6/6/2009	LPC						0			\$0.13	F	\$10.86	\$10.86	1.21%
73	7/8/2009	LPC						0			\$0.13	F	\$10.99	\$10.99	1.20%
74	8/6/2009	LPC						0			\$0.13	F	\$11.12	\$11.12	1.18%
75	9/4/2009	LPC						0			\$0.13	F	\$11.25	\$11.25	1.17%
76	10/5/2009	LPC						0			\$0.13	F	\$11.38	\$11.38	1.16%
77	11/4/2009	LPC						0			\$0.13	F	\$11.51	\$11.51	1.14%
78	12/5/2009	LPC						0			\$0.13	F	\$11.64	\$11.64	1.13%
79	1/6/2010	LPC						0			\$0.13	F	\$11.77	\$11.77	1.12%
80	1/11/2010	PAY						0	Check		(\$11.64)	G	\$0.13	\$0.13	
81	2/4/2010	LPC						0			\$0.00		\$0.13	\$0.13	
82	3/5/2010	LPC						0			\$0.00		\$0.13	\$0.13	
83	4/7/2010	LPC						0			\$0.00		\$0.13	\$0.13	
84	5/6/2010	LPC						0			\$0.00		\$0.13	\$0.13	
85	6/5/2010	LPC						0			\$0.00		\$0.13	\$0.13	
86	7/6/2010	LPC						0			\$0.00		\$0.13	\$0.13	
87	7/22/2010	PAY						0	Check		(\$0.13)	G	\$0.00	\$0.00	

** Settlement amount according to PGW workpapers.

The balance at 3/29/12 should not include additional late fees.

Fairmount
700 N MARSHALL ST PHIL, PA 191232710

From Date 1/1/2004
Account Number 215659749

To Date 10/25/2012
SA Number 8938394971 Meter 1806207

STATEMENT

Dispute NO.	Transaction Date	Type	Reading		# of Days	Average CCF Usage	Average CCF/Days	Heating DOD's	Payment Type	Due Date	Transaction Amount	DISPUTE CODE	Current Balance	Actual Balance	% Calculated LPC assessed Current Balance
			Reading	Code											
1	5/2/2005	BILL	63826	R	36	138	3.83	415		5/25/2005	\$225.93	G	\$225.93	\$225.93	
2	6/1/2005	LPC					0				\$3.38	G	\$229.31	\$229.31	1.50%
3	6/1/2005	BILL	63948	R	32	122	3.81	177		6/24/2005	\$201.96	G	\$431.27	\$431.27	
4	7/1/2005	LPC					0				\$6.41	G	\$437.68	\$437.68	1.49%
5	7/1/2005	BILL	64060	R	29	112	3.86	5		7/27/2005	\$200.96	G	\$638.64	\$638.64	
6	7/14/2005	PAY					0		Check		(\$225.93)	G	\$412.71	\$412.71	
7	8/2/2005	LPC					0				\$6.19	G	\$418.90	\$418.90	1.50%
8	8/2/2005	BILL	64188	R	33	128	3.88	0		8/25/2005	\$226.91	G	\$645.81	\$645.81	
9	8/12/2005	PAY					0		Check		(\$205.34)	G	\$440.47	\$440.47	
10	9/1/2005	LPC					0				\$6.60	G	\$447.07	\$447.07	1.50%
11	9/1/2005	BILL	64300	R	30	112	3.73	0		9/27/2005	\$200.96	G	648.03	\$648.03	
12	9/12/2005	PAY					0		Check		(\$440.47)	G	\$207.56	\$207.56	
13	10/3/2005	LPC					0				\$3.11	G	\$210.67	\$210.67	1.50%
14	10/3/2005	BILL	64413	R	30	113	3.77	7		10/26/2005	\$212.32	G	\$422.99	\$422.99	
15	11/1/2005	LPC					0				\$6.29	G	\$429.28	\$429.28	1.49%
16	11/1/2005	BILL	64533	R	31	120	3.87	221		11/28/2005	\$258.97	G	\$688.25	\$688.25	
17	12/2/2005	LPC					0				\$10.18	G	\$698.43	\$698.43	1.48%
18	12/2/2005	BILL	64658	R	31	125	4.03	487		12/29/2005	\$277.98	G	\$976.41	\$976.41	
19	12/29/2005	PAY					0		Check		(\$422.99)	G	\$553.42	\$553.42	
20	1/4/2006	LPC					0				\$8.30	G	\$561.72	\$561.72	1.50%
21	1/4/2006	BILL	64790	R	33	132	4	996		1/27/2006	\$291.99	G	\$853.71	\$853.71	
22	2/3/2006	LPC					0				\$12.68	G	\$866.39	\$866.39	1.49%
23	2/3/2006	BILL	64911	R	30	121	4.03	713		3/1/2006	\$270.20	G	\$1,136.59	\$1,136.59	
24	3/6/2006	LPC					0				\$16.73	G	\$1,153.32	\$1,153.32	1.47%
25	3/6/2006	BILL	65030	R	29	119	4.1	859		3/29/2006	\$265.24	G	\$1,418.56	\$1,418.56	
26	4/5/2006	LPC					0				\$20.71	G	\$1,439.27	\$1,439.27	1.46%
27	4/5/2006	BILL	65158	R	31	128	4.13	557		5/1/2006	\$284.33	G	\$1,723.60	\$1,723.60	
28	4/7/2006	BILL	65167	R	2	9	4.5	37		5/3/2006	\$18.49	G	\$1,742.09	\$1,742.09	
29	4/26/2006	PAY					0		Check		(\$496.93)	G	\$1,245.16	\$1,245.16	
30	5/8/2006	LPC					0				\$18.67	F	\$1,263.83	\$1,263.83	1.50%
31	5/23/2006	PAY					0		Check		(\$358.67)	G	\$905.16	\$905.16	
32	6/7/2006	LPC					0				\$13.57	F	\$918.73	\$918.73	1.50%
33	7/7/2006	LPC					0				\$13.57	F	\$932.30	\$932.30	1.48%
34	8/7/2006	LPC					0				\$13.57	F	\$945.87	\$945.87	1.46%
35	9/6/2006	LPC					0				\$13.57	F	\$959.44	\$959.44	1.43%
36	9/11/2006	PAY					0		Check		(\$370.92)	G	\$588.52	\$588.52	
37	10/5/2006	LPC					0				\$8.82	F	\$597.34	\$597.34	1.50%
38	11/4/2006	LPC					0				\$8.82	F	\$606.16	\$606.16	1.48%
39	12/6/2006	LPC					0				\$8.82	F	\$614.98	\$614.98	1.46%
40	1/9/2007	LPC					0				\$8.82	F	\$623.80	\$623.80	1.43%
41	1/19/2007	PAY					0		Check		(\$284.36)	G	\$339.44	\$339.44	
42	2/7/2007	LPC					0				\$5.09	F	\$344.53	\$344.53	1.50%
43	3/8/2007	LPC					0				\$5.09	F	\$349.62	\$349.62	1.48%
44	4/9/2007	LPC					0				\$5.09	F	\$354.71	\$354.71	1.46%
45	5/2/2007	PAY					0		Check	**	(\$344.53)	I	\$10.18	\$10.18	

** Settlement amount according to PGW workpapers.
The balance at 3/29/12 should not include additional late fees.

Fairmount
 702 N MARSHALL ST PHIL, PA 191232710
 STATEMENT

From Date 1/1/2004 To Date 10/25/2012

Account Number 215659749 SA Number 1882249424 Meter 1905337

Dispute NO.	Transaction Date	Type	Reading		# of Days	CCF Usage	Average CCF/Oays	Heating DOD's	Payment Type	Due Date	Transaction Amount	DISPUTE CODE	Current Balance	Actual Balance		% Calculated LPC assessed Current Balance
			Reading	Code												
1	1/3/2004	LPC						0			\$2.23	G	\$151.29	\$151.29		
2	1/3/2004	BILL						0			\$255.38	G	\$406.67	\$406.67		
3	2/3/2004	LPC						0			\$6.06	G	\$412.73	\$412.73		1.49%
4	2/3/2004	BILL	3058	R	30	224	7.47	1153		2/27/2004	\$318.09	G	\$730.82	\$730.82		
5	3/4/2004	LPC						0			\$10.83	G	\$741.65	\$741.65		1.48%
6	3/4/2004	BILL	3420	R	32	362	11.31	913		3/29/2004	\$531.94	G	\$1,273.59	\$1,273.59		
7	3/5/2004	PAY						0	Check		(\$581.76)	G	\$691.83	\$691.83		
8	3/5/2004	PAY						0	Check		(\$149.06)	G	\$542.77	\$542.77		
9	4/2/2004	LPC						0			\$8.14	G	\$550.91	\$550.91		1.50%
10	4/2/2004	BILL	3604	R	29	184	6.34	585		4/28/2004	\$287.21	G	\$838.12	\$838.12		
11	4/14/2004	PAY						0	Check		(\$542.77)	G	\$295.35	\$295.35		
12	5/4/2004	LPC						0			\$4.43	G	\$299.78	\$299.78		1.50%
13	5/4/2004	BILL	3707	R	30	103	3.43	323		05/27/2004	\$171.39	G	\$471.17	\$471.17		
14	5/10/2004	PAY						0	Check		(\$295.35)	G	\$175.82	\$175.82		
15	6/3/2004	LPC						0			\$2.63	G	\$178.45	\$178.45		1.50%
16	6/3/2004	BILL	3710	R	32	3	0.09	47		6/28/2004	\$25.24	G	\$203.69	\$203.69		
17	6/22/2004	PAY						0	Check		(\$175.82)	I	\$27.87	\$27.87		
18	7/2/2004	PAY						0	Check		(\$27.87)	I	\$0.00	\$0.00		
19	7/2/2004	LPC						0			\$0.41	G	\$0.41	\$0.41		0.00%
20	7/2/2004	BILL	3710	R	29	0	0	11		7/28/2004	\$19.26	G	\$19.67	\$19.67		
21	8/3/2004	LPC						0			\$0.29	G	\$19.96	\$19.96		1.47%
22	8/3/2004	BILL	3710	R	30	0	0	0		8/26/2004	\$19.26	G	\$39.22	\$39.22		
23	8/4/2004	PAY						0	Check		(\$19.67)	G	\$19.55	\$19.55		
24	9/2/2004	LPC						0			\$0.29	G	\$19.84	\$19.84		1.48%
25	9/2/2004	BILL	3710	R	32	0	0	0		9/28/2004	\$19.26	G	\$39.10	\$39.10		
26	9/30/2004	PAY						0	Check		(\$19.55)	G	\$19.55	\$19.55		
27	10/2/2004	LPC						0			\$0.29	G	\$19.84	\$19.84		1.48%
28	10/2/2004	BILL	3710	R	30	0	0	10		10/26/2004	\$19.26	G	\$39.10	\$39.10		
29	10/13/2004	PAY						0	Check		(\$19.55)	G	\$19.55	\$19.55		
30	11/2/2004	LPC						0			\$0.29	G	\$19.84	\$19.84		1.48%
31	11/2/2004	BILL	3753	R	29	43	1.48	263		11/29/2004	\$82.71	G	\$102.55	\$102.55		
32	12/3/2004	LPC						0			\$1.53	G	\$104.08	\$104.08		1.49%
33	12/3/2004	BILL	3911	R	32	158	4.94	512		12/30/2004	\$265.79	G	\$369.87	\$369.87		
34	12/7/2004	PAY						0	Check		(\$19.55)	G	\$350.32	\$350.32		
35	12/17/2004	PAY						0	Check		(\$83.00)	G	\$267.32	\$267.32		
36	1/3/2005	LPC						0			\$4.00	G	\$271.32	\$271.32		1.50%
37	1/3/2005	BILL	4241	R	30	330	11	821		1/27/2005	\$576.58	G	\$847.90	\$847.90		
38	1/24/2005	PAY						0	Credit Card		(\$267.32)	G	\$580.58	\$580.58		

** Settlement amount according to PGW workpapers.
 The balance at 3/29/12 should not include additional late fees.

Fairmount
 702 N MARSHALL ST PHIL, PA 191232710
 STATEMENT

From Date 1/1/2004 To Date 10/25/2012

Account Number 215659749 SA Number 1882249424 Meter 1905337

Dispute NO.	Transaction Date	Type	Reading		# of Days	CCF Usage	Average CCF/Oays	Heating DOD's	Payment Type	Due Date	Transaction Amount	DISPUTE CODE	Current Balance	Actual Balance	% Calculated LPC assessed Current Balance	
			Reading	Code												
39	2/1/2005	LPC						0								
40	2/1/2005	BILL	4558	R	32	317	9.91		1039	2/25/2005	\$554.63	G	\$1,143.91	\$1,143.91		
41	2/22/2005	PAY						0	Check		(\$580.58)	G	\$563.33	\$563.33		
42	3/2/2005	LPC						0			\$8.44	G	\$571.77	\$571.77		1.50%
43	3/2/2005	BILL	4776	R	29	218	7.52		834	3/28/2005	\$389.14	G	\$960.91	\$960.91		
44	3/14/2005	PAY						0	Check		(\$563.33)	G	\$397.58	\$397.58		
45	4/1/2005	LPC						0			\$5.96	G	\$403.54	\$403.54		1.50%
46	4/1/2005	BILL	4945	R	30	169	5.63		749	4/26/2005	\$261.88	G	\$665.42	\$665.42		
47	5/2/2005	LPC						0			\$9.89	G	\$675.31	\$675.31		1.49%
48	5/2/2005	BILL	4979	R	29	34	1.17		415	5/25/2005	\$73.22	G	\$748.53	\$748.53		
49	5/12/2005	PAY						0	Check		(\$397.58)	G	\$350.95	\$350.95		
50	6/1/2005	LPC						0			\$5.26	G	\$356.21	\$356.21		1.50%
51	6/1/2005	BILL	4994	R	32	15	0.47		177	6/24/2005	\$39.23	G	\$395.44	\$395.44		
52	6/10/2005	PAY						0	Check		(\$267.84)	G	\$127.60	\$127.60		
53	7/1/2005	LPC						0			\$1.91	G	\$129.51	\$129.51		1.50%
54	7/1/2005	BILL	4994	R	29	0	0		5	7/27/2005	\$19.26	G	\$148.77	\$148.77		
55	7/14/2005	PAY						0	Check		(\$83.11)	G	\$65.66	\$65.66		
56	8/2/2005	LPC						0			\$0.98	G	\$66.64	\$66.64		1.49%
57	8/2/2005	BILL	4994	R	33	0	0		0	8/25/2005	\$19.26	G	\$85.90	\$85.90		
58	8/12/2005	PAY						0	Check		(\$44.49)	G	\$41.41	\$41.41		
59	9/1/2005	LPC						0			\$0.62	G	\$42.03	\$42.03		1.50%
60	9/1/2005	BILL	4994	R	30	0	0		0	9/27/2005	\$19.26	G	\$61.29	\$61.29		
61	9/12/2005	PAY						0	Check		(\$41.41)	G	\$19.88	\$19.88		
62	10/3/2005	LPC						0			\$0.29	G	\$20.17	\$20.17		1.46%
63	10/3/2005	BILL	4994	R	30	0	0		7	10/26/2005	\$19.26	G	\$39.43	\$39.43		
64	11/1/2005	LPC						0			\$0.58	G	\$40.01	\$40.01		1.47%
65	11/1/2005	BILL	5044	R	31	50	1.61		221	11/28/2005	\$123.06	G	\$163.07	\$163.07		
66	12/2/2005	LPC						0			\$2.43	G	\$165.50	\$165.50		1.49%
67	12/2/2005	BILL	5094	R	31	50	1.61		487	12/29/2005	\$125.91	G	\$291.41	\$291.41		
68	12/29/2005	PAY						0	Check		(\$39.43)	G	\$251.98	\$251.98		
69	1/4/2006	LPC						0			\$3.77	G	\$255.75	\$255.75		1.50%
70	1/4/2006	BILL	5219	R	33	125	3.79		996	1/27/2006	\$274.20	G	\$529.95	\$529.95		
71	2/3/2006	LPC						0			\$7.89	G	\$537.84	\$537.84		1.49%
72	2/3/2006	BILL	5283	R	30	64	2.13		713	3/1/2006	\$162.25	G	\$700.09	\$700.09		
73	3/6/2006	LPC						0			\$10.32	G	\$710.41	\$710.41		1.47%
74	3/6/2006	BILL	5335	R	29	52	1.79		859	3/29/2006	\$126.75	G	\$837.16	\$837.16		
75	4/5/2006	LPC						0			\$12.22	G	\$849.38	\$849.38		1.46%
76	4/5/2006	BILL	5367	R	31	32	1.03		557	5/1/2006	\$87.35	G	\$936.73	\$936.73		

** Settlement amount according to PGW workpapers.
 The balance at 3/29/12 should not include additional late fees.

Fairmount
 From Date 1/1/2004 To Date 10/25/2012
 Account Number 215659749 SA Number 1882249424 Meter 1905337
 702 N MARSHALL ST PHIL, PA 191232710
 STATEMENT

Dispute NO.	Transaction Date	Type	Reading		# of Days	CCF Usage	Average CCF/Oays	Heating DOD's	Payment Type	Due Date	Transaction Amount	DISPUTE CODE	Current Balance	Actual Balance		% Calculated	
			Reading	Code												LPC assessed	Current Balance
77	4/26/2006	PAY						0	Check				\$628.26	\$628.26			
78	5/8/2006	LPC						0					\$637.68	\$637.68		1.50%	
79	5/8/2006	BILL	5412	R	30	45	1.5	245		6/1/2006	\$119.11	G	\$756.79	\$756.79			
80	5/23/2006	PAY						0	Check				\$537.20	\$537.20			
81	6/7/2006	LPC						0					\$545.25	\$545.25		1.50%	
82	6/7/2006	BILL	5417	R	30	5	0.17	67		6/30/2006	\$30.24	G	\$575.49	\$575.49			
83	7/7/2006	LPC						0					\$584.00	\$584.00		1.48%	
84	7/7/2006	BILL	5417	R	31	0	0	2		8/1/2006	\$19.26	G	\$603.26	\$603.26			
85	8/7/2006	LPC						0					\$612.06	\$612.06		1.46%	
86	8/7/2006	BILL	5417	R	30	0	0	0		8/30/2006	\$19.26	G	\$631.32	\$631.32			
87	9/6/2006	LPC						0					\$640.40	\$640.40		1.44%	
88	9/6/2006	BILL	5417	R	29	0	0	0		9/29/2006	\$19.26	G	\$659.66	\$659.66			
89	9/11/2006	PAY						0	Check				\$427.32	\$427.32			
90	10/5/2006	LPC						0					\$433.72	\$433.72		1.50%	
91	10/5/2006	BILL	5417	R	32	0	0	36		10/30/2006	\$19.26	G	\$452.98	\$452.98			
92	11/4/2006	LPC						0					\$459.67	\$459.67		1.48%	
93	11/4/2006	BILL	5445	R	29	28	0.97	279		11/28/2006	\$73.24	G	\$532.91	\$532.91			
94	12/6/2006	LPC						0					\$540.70	\$540.70		1.46%	
95	12/6/2006	BILL	5648	R	31	203	6.55	409		01/03/2007	\$451.66	G	\$992.36	\$992.36			
96	1/9/2007	LPC						0					\$1,006.93	\$1,006.93		1.47%	
97	1/9/2007	BILL	5856	R	34	208	6.12	756		2/2/2007	\$437.12	G	\$1,444.05	\$1,444.05			
98	1/19/2007	PAY						0	Check				\$1,228.41	\$1,228.41			
99	2/7/2007	LPC						0					\$1,246.83	\$1,246.83		1.50%	
100	2/7/2007	BILL	5984	R	29	128	4.41	812		3/5/2007	\$270.80	G	\$1,517.63	\$1,517.63			
101	3/8/2007	LPC						0					\$1,540.11	\$1,540.11		1.48%	
102	3/8/2007	BILL	6320	R	31	336	10.84	1083		4/2/2007	\$629.60	G	\$2,169.71	\$2,169.71			
103	4/9/2007	LPC						0					\$2,201.64	\$2,201.64		1.47%	
104	4/9/2007	BILL	6468	R	29	148	5.1	559		5/2/2007	\$298.98	G	\$2,500.62	\$2,500.62			
105	5/2/2007	PAY						0	Check				\$982.99	\$982.99			
106	5/8/2007	LPC						0					\$997.73	\$997.73		1.50%	
107	5/8/2007	BILL	6573	R	30	105	3.5	408		6/1/2007	\$206.72	G	\$1,204.45	\$1,204.45			
108	6/7/2007	LPC						0					\$1,222.29	\$1,222.29		1.48%	
109	6/7/2007	BILL	6573	R	32	0	0	68		7/2/2007	\$19.26	G	\$1,241.55	\$1,241.55			
110	7/9/2007	LPC						0					\$1,259.68	\$1,259.68		1.46%	
111	7/9/2007	BILL	6575	R	29	2	0	4		8/1/2007	\$23.06	G	\$1,282.74	\$1,282.74			
112	8/7/2007	LPC						0					\$1,301.22	\$1,301.22		1.44%	
113	8/7/2007	BILL	6575	R	30	0	0	0		8/30/2007	\$19.26	G	\$1,320.48	\$1,320.48			
114	9/6/2007	LPC						0					\$1,339.24	\$1,339.24		1.42%	

** Settlement amount according to PGW workpapers.
 The balance at 3/29/12 should not include additional late fees.

Fairmount
 From Date 1/1/2004 To Date 10/25/2012
 Account Number 215659749 SA Number 1882249424 Meter 1905337
 702 N MARSHALL ST PHIL, PA 191232710
 STATEMENT

Dispute NO.	Transaction Date	Type	Reading		# of Days	CCF Usage	Average CCF/Oays	Heating DOD's	Payment Type	Due Date	Transaction Amount	DISPUTE CODE	Current Balance	Actual Balance	% Calculated LPC assessed Current Balance
			Reading	Code											
115	9/6/2007	BILL	6575	R	29	0	0	0	6	10/1/2007	\$19.26	G	\$1,358.50	\$1,358.50	
116	10/5/2007	LPC					0	0			\$19.05	G	\$1,377.55	\$1,377.55	1.40%
117	10/5/2007	BILL	6575	R	32	0	0	0	13	10/30/2007	\$19.26	G	\$1,396.81	\$1,396.81	
118	11/5/2007	LPC					0	0			\$19.34	G	\$1,416.15	\$1,416.15	1.38%
119	11/5/2007	BILL	6593	R	29	18	0.62	0	117	11/30/2007	\$56.57	G	\$1,472.72	\$1,472.72	
120	12/3/2007	TAXIMP					0	0			\$3.96	G	\$1,476.68	\$1,476.68	
121	12/6/2007	LPC					0	0			\$20.19	G	\$1,496.87	\$1,496.87	1.37%
122	12/6/2007	BILL	6777	R	33	184	5.58	0	656	1/3/2008	\$343.87	G	\$1,840.74	\$1,840.74	
123	1/8/2008	LPC					0	0			\$25.41	G	\$1,866.15	\$1,866.15	1.38%
124	1/8/2008	BILL	6793	R	31	16	0.52	0	850	2/1/2008	\$48.83	G	\$1,914.98	\$1,914.98	
125	2/6/2008	LPC					0	0			\$26.14	G	\$1,941.12	\$1,941.12	1.37%
126	2/6/2008	BILL	6793	R	29	0	0	0	814	3/3/2008	\$19.26	G	\$1,960.38	\$1,960.38	
127	3/6/2008	LPC					0	0			\$26.43	G	\$1,986.81	\$1,986.81	1.35%
128	3/6/2008	BILL	6793	R	31	0	0	0	856	4/1/2008	\$19.26	G	\$2,006.07	\$2,006.07	
129	4/7/2008	LPC					0	0			\$26.72	G	\$2,032.79	\$2,032.79	1.33%
130	4/7/2008	BILL	6793	R	30	0	0	0	565	4/30/2008	\$19.26	G	\$2,052.05	\$2,052.05	
131	5/7/2008	LPC					0	0			\$27.01	G	\$2,079.06	\$2,079.06	1.32%
132	5/7/2008	BILL	6793	R	29	0	0	0	256	5/30/2008	\$19.26	G	\$2,098.32	\$2,098.32	
133	5/29/2008	PAY					0	0	Check		(\$497.04)	G	\$1,601.28	\$1,601.28	
134	6/5/2008	LPC					0	0			\$24.01	G	\$1,625.29	\$1,625.29	1.50%
135	6/5/2008	BILL	6793	R	32	0	0	0	137	6/30/2008	\$19.26	G	\$1,644.55	\$1,644.55	
136	7/7/2008	LPC					0	0			\$24.30	G	\$1,668.85	\$1,668.85	1.48%
137	7/7/2008	BILL	6793	R	29	0	0	0	0	7/30/2008	\$19.26	G	\$1,688.11	\$1,688.11	
138	8/5/2008	LPC					0	0			\$24.59	G	\$1,712.70	\$1,712.70	1.46%
139	8/5/2008	BILL	6793	R	30	0	0	0	0	8/28/2008	\$19.26	G	\$1,731.96	\$1,731.96	
140	9/4/2008	LPC					0	0			\$24.88	G	\$1,756.84	\$1,756.84	1.44%
141	9/4/2008	BILL	6794	R	29	1	0.03	0	0	9/29/2008	\$21.46	G	\$1,778.30	\$1,778.30	
142	10/4/2008	LPC					0	0			\$25.20	G	\$1,803.50	\$1,803.50	1.42%
143	10/4/2008	BILL	6794	R	32	0	0	0	12	10/28/2008	\$19.26	G	\$1,822.76	\$1,822.76	
144	11/3/2008	LPC					0	0			\$25.49	G	\$1,848.25	\$1,848.25	1.40%
145	11/3/2008	BILL	6794	R	29	0	0	0	238	11/28/2008	\$19.26	G	\$1,867.51	\$1,867.51	
146	12/5/2008	LPC					0	0			\$25.78	G	\$1,893.29	\$1,893.29	1.38%
147	12/5/2008	BILL	6794	R	34	0	0	0	654	1/2/2009	\$19.26	G	\$1,912.55	\$1,912.55	
148	1/8/2009	LPC					0	0			\$26.07	G	\$1,938.62	\$1,938.62	1.36%
149	1/8/2009	BILL	6794	R	31	0	0	0	842	2/3/2009	\$19.26	G	\$1,957.88	\$1,957.88	
150	2/5/2009	LPC					0	0			\$26.36	G	\$1,984.24	\$1,984.24	1.35%
151	2/5/2009	Bill	6794	R	31	0	0	0	1080	3/3/2009	\$19.26	G	\$2,003.50	\$2,003.50	
152	3/8/2009	LPC					0	0			\$26.65	G	\$2,030.15	\$2,030.15	1.33%

** Settlement amount according to PGW workpapers.
 The balance at 3/29/12 should not include additional late fees.

Fairmount
 702 N MARSHALL ST PHIL, PA 191232710
 STATEMENT

From Date 1/1/2004 To Date 10/25/2012

Account Number 215659749 SA Number 1882249424 Meter 1905337

Dispute NO.	Transaction Date	Type	Reading		# of Days	CCF Usage	Average CCF/Oays	Heating DOD's	Payment Type	Due Date	Transaction Amount	DISPUTE CODE	Current Balance	Actual Balance		% Calculated LPC assessed Current Balance
			Reading	Code												
153	3/8/2009	BILL	6794	R	29	0		0	843	3/31/2009	\$19.26	G	\$2,049.41	\$2,049.41		
154	4/7/2009	LPC						0			\$26.94	G	\$2,076.35	\$2,076.35		1.31%
155	4/7/2009	BILL	6831	R	29	37	1.28		554	4/30/2009	\$84.66	G	\$2,161.01	\$2,161.01		
156	5/6/2009	LPC						0			\$28.21	G	\$2,189.22	\$2,189.22		1.31%
157	5/6/2009	BILL	6889	R	30	58	1.93		302	6/1/2009	\$122.10	G	\$2,311.32	\$2,311.32		
158	6/6/2009	LPC						0			\$30.04	G	\$2,341.36	\$2,341.36		1.30%
159	6/6/2009	BILL	6889	R	32	0	0		81	6/30/2009	\$19.26	G	\$2,360.62	\$2,360.62		
160	7/8/2009	LPC						0			\$30.33	G	\$2,390.95	\$2,390.95		1.28%
161	7/8/2009	BILL	6889	R	29	0	0		13	7/30/2009	\$19.26	G	\$2,410.21	\$2,410.21		
162	8/6/2009	LPC						0			\$30.62	G	\$2,440.83	\$2,440.83		1.27%
163	8/6/2009	BILL	6889	R	30	0	0		0	8/28/2009	\$19.26	G	\$2,460.09	\$2,460.09		
164	9/4/2009	LPC						0			\$30.90	G	\$2,490.99	\$2,490.99		1.26%
165	9/4/2009	BILL	6889	R	31	0	0		0	9/30/2009	\$19.26	G	\$2,510.25	\$2,510.25		
166	10/5/2009	LPC						0			\$31.19	G	\$2,541.44	\$2,541.44		1.24%
167	10/5/2009	BILL	6890	R	30	1	0.03		19	10/29/2009	\$20.79	G	\$2,562.23	\$2,562.23		
168	11/4/2009	LPC						0			\$31.51	G	\$2,593.74	\$2,593.74		1.23%
169	11/4/2009	Bill	6890	R	29	0	0		256	11/30/2009	\$19.40	G	\$2,613.14	\$2,613.14		
170	12/5/2009	LPC						0			\$31.80	G	\$2,644.94	\$2,644.94		1.22%
171	12/5/2009	BILL	6890	R	33	0	0		451	12/31/2009	\$19.44	G	\$2,664.38	\$2,664.38		
172	1/6/2010	LPC						0			\$32.09	G	\$2,696.47	\$2,696.47		1.20%
173	1/6/2010	BILL	6890	R	30	0	0		860	2/1/2010	\$19.44	G	\$2,715.91	\$2,715.91		
174	1/11/2010	PAY						0	Check		(\$2,664.38)	G	\$51.53	\$51.53		
175	2/4/2010	LPC						0			\$0.77	G	\$52.30	\$52.30		1.49%
176	2/4/2010	BILL	7015	R	32	125	3.91		1015	3/2/2010	\$216.81	G	\$269.11	\$269.11		
177	3/5/2010	LPC						0			\$4.02	G	\$273.13	\$273.13		1.49%
178	3/5/2010	BILL	7239	R	29	224	7.72		936	3/30/2010	\$361.86	G	\$634.99	\$634.99		
179	4/7/2010	LPC						0			\$9.45	G	\$644.44	\$644.44		1.49%
180	4/7/2010	BILL	7327	R	29	88	3.03		460	4/30/2010	\$177.95	G	\$822.39	\$822.39		
181	5/6/2010	LPC						0			\$12.12	G	\$834.51	\$834.51		1.47%
182	5/6/2010	BILL	7331	R	30	4	0.13		217	5/28/2010	\$27.15	G	\$861.66	\$861.66		
183	6/5/2010	LPC						0			\$12.52	G	\$874.18	\$874.18		1.45%
184	6/5/2010	BILL	7331	R	32	0	0		76	6/29/2010	\$19.44	G	\$893.62	\$893.62		
185	7/6/2010	LPC						0			\$12.82	G	\$906.44	\$906.44		1.43%
186	7/6/2010	BILL	7331	R	29	0	0		0	7/29/2010	\$19.44	G	\$925.88	\$925.88		
187	7/22/2010	PAY						0	Check		(\$893.62)	G	\$32.26	\$32.26		
188	8/4/2010	LPC						0			\$0.48	G	\$32.74	\$32.74		1.49%
189	8/4/2010	BILL	7332	R	30	1	0.03		0	8/27/2010	\$20.95	G	\$53.69	\$53.69		
190	9/4/2010	LPC						0			\$0.79	G	\$54.48	\$54.48		1.47%

** Settlement amount according to PGW workpapers.
 The balance at 3/29/12 should not include additional late fees.

Fairmount
 From Date 1/1/2004 To Date 10/25/2012
 Account Number 215659749 SA Number 1882249424 Meter 1905337
 702 N MARSHALL ST PHIL, PA 191232710
 STATEMENT

Dispute NO.	Transaction Date	Type	Reading		# of Days	CCF Usage	Average CCF/Oays	Heating DOD's	Payment Type	Due Date	Transaction Amount	DISPUTE CODE	Current Balance	Actual Balance	% Calculated LPC assessed Current Balance
			Reading	Code											
191	9/4/2010	BILL	7332	R	32	0	0	0	0	9/29/2010	\$19.44	G	\$73.92	\$73.92	
192	10/5/2010	LPC					0	0			\$1.08	G	\$75.00	\$75.00	1.46%
193	10/5/2010	BILL	7332	R	30	0	0	0	0	10/28/2010	\$19.44	G	\$94.44	\$94.44	
194	11/3/2010	LPC					0	0			\$1.38	G	\$95.82	\$95.82	1.46%
195	11/3/2010	BILL	7332	R	29	0	0	0	171	11/30/2010	\$19.44	G	\$115.26	\$115.26	
196	12/3/2010	LPC					0	0			\$1.67	G	\$116.93	\$116.93	1.45%
197	12/3/2010	BILL	7552	R	32	220	6.88	523	523	12/30/2010	\$360.71	G	\$477.64	\$477.64	
198	1/6/2011	LPC					0	0			\$7.08	G	\$484.72	\$484.72	1.48%
199	1/6/2011	BILL	7926	R	31	374	12.06	992	992	2/1/2011	\$527.70	G	\$1,012.42	\$1,012.42	
200	2/4/2011	LPC					0	0			\$14.99	G	\$1,027.41	\$1,027.41	1.48%
201	2/4/2011	BILL	8105	R	32	179	5.59	1132	1132	3/2/2011	\$267.02	G	\$1,294.43	\$1,294.43	
202	3/8/2011	LPC					0	0			\$19.00	G	\$1,313.43	\$1,313.43	1.47%
203	3/8/2011	BILL	8364	R	30	259	8.63	817	817	3/31/2011	\$400.33	G	\$1,713.76	\$1,713.76	
204	4/4/2011	PAY					0	0	Check		(\$1,294.43)	G	\$419.33	\$419.33	
205	4/5/2011	LPC					0	0			\$6.28	G	\$425.61	\$425.61	1.50%
206	4/5/2011	BILL	8456	R	28	92	3.29	557	557	4/29/2011	\$162.72	G	\$588.33	\$588.33	
207	5/5/2011	LPC					0	0			\$8.73	G	\$597.06	\$597.06	1.48%
208	5/5/2011	BILL	8456	R	32	0	0	287	287	5/31/2011	\$19.44	G	\$616.50	\$616.50	
209	6/7/2011	LPC					0	0			\$9.02	G	\$625.52	\$625.52	1.46%
210	6/7/2011	BILL	8456	R	30	0	0	44	44	6/29/2011	\$19.44	G	\$644.96	\$644.96	
211	7/6/2011	LPC					0	0			\$9.31	G	\$654.27	\$654.27	1.44%
212	7/6/2011	BILL	8456	R	29	0	0	0	0	7/29/2011	\$19.44	G	\$673.71	\$673.71	
213	8/4/2011	LPC					0	0			\$9.60	G	\$683.31	\$683.31	1.42%
214	8/4/2011	BILL	8456	R	32	0	0	0	0	8/29/2011	\$19.44	G	\$702.75	\$702.75	
215	8/10/2011	PAY					0	0	Check		(\$673.71)	G	\$29.04	\$29.04	
216	9/6/2011	LPC					0	0			\$0.43	G	\$29.47	\$29.47	1.48%
217	9/6/2011	BILL	8456	R	29	0	0	0	0	9/29/2011	\$19.44	G	\$48.91	\$48.91	
218	10/6/2011	LPC					0	0			\$0.72	G	\$49.63	\$49.63	1.47%
219	10/6/2011	BILL	8456	R	31	0	0	18	18	10/31/2011	\$19.44	G	\$69.07	\$69.07	
220	11/3/2011	LPC					0	0			\$1.01	G	\$70.08	\$70.08	1.46%
221	11/3/2011	BILL	8498	R	31	42	1.35	234	234	11/30/2011	\$80.71	G	\$150.79	\$150.79	
222	12/5/2011	LPC					0	0			\$2.22	G	\$153.01	\$153.01	1.47%
223	12/5/2011	BILL	8672	R	30	174	5.8	397	397	12/30/2011	\$276.62	G	\$429.63	\$429.63	
224	1/5/2012	LPC					0	0			\$6.37	G	\$436.00	\$436.00	1.48%
225	1/5/2012	BILL	8825	R	30	153	5.1	653	653	1/31/2012	\$239.55	G	\$675.55	\$675.55	

** Settlement amount according to PGW workpapers.
 The balance at 3/29/12 should not include additional late fees.

Fairmount
 702 N MARSHALL ST PHIL, PA 191232710
 STATEMENT

From Date 1/1/2004 To Date 10/25/2012

Account Number 215659749 SA Number 1882249424 Meter 1905337

Dispute NO.	Transaction Date	Type	Reading	Reading Code	# of Days	CCF Usage	Average CCF/Days	Heating DOD's	Payment Type	Due Date	Transaction Amount	DISPUTE CODE	Current Balance	Actual Balance	% Calculated LPC assessed Current Balance
226	1/30/2012	PAY						0	Check		(\$429.63)	G	\$245.92	\$245.92	
227	2/6/2012	LPC						0			\$3.68	G	\$249.60	\$249.60	1.50%
228	2/6/2012	BILL	8952	R	33	127	3.85	853		3/1/2012	\$201.94	G	\$451.54	\$451.54	
229	3/7/2012	LPC						0			\$6.71	G	\$458.25	\$458.25	1.49%
230	3/7/2012	BILL	9003	R	30	51	1.7	723		03/30/2012	\$92.32	G	\$550.57	\$550.57	
231	4/5/2012	LPC						0			\$8.10	G	\$558.67	\$558.67	1.47%
232	4/5/2012	BILL	9097	R	31	94	3.03	381		05/01/2012	\$143.22	G	\$701.89	\$701.89	
233	4/9/2012	PAY						0	Check	**	(\$245.92)	I	\$455.97	\$455.97	
234	5/8/2012	LPC						0			\$6.83	G	\$462.80	\$462.80	1.50%
235	5/8/2012	BILL	9129	R	30	32	1.07	275		5/31/2012	\$61.58	G	\$524.38	\$524.38	
236	6/7/2012	LPC						0			\$7.76	G	\$532.14	\$532.14	1.48%
237	6/7/2012	BILL	9134	R	30	5	0.17	26		6/29/2012	\$26.02	G	\$558.16	\$558.16	
238	7/7/2012	LPC						0			\$8.15	G	\$566.31	\$566.31	1.46%
239	7/7/2012	BILL	9134	R	31	0	0	7		7/31/2012	\$19.44	G	\$585.75	\$585.75	
240	7/17/2012	PAY						0	Check		(\$558.16)	G	\$27.59	\$27.59	
241	8/7/2012	LPC						0			\$0.41	G	\$28.00	\$28.00	1.49%
242	8/7/2012	BILL	9134	R	30	0	0	0		8/29/2012	\$19.44	G	\$47.44	\$47.44	
243	9/6/2012	LPC						0			\$0.70	G	\$48.14	\$48.14	1.48%
244	9/6/2012	BILL	9134	R	30	0	0	0		10/1/2012	\$19.44	G	\$67.58	\$67.58	
245	10/6/2012	LPC						0			\$0.99	G	\$68.57	\$68.57	1.46%
246	10/6/2012	BILL	9134	R	32	0	0	17		10/30/2012	\$19.44	G	\$88.01	\$88.01	
247	11/6/2012	LPC						0			\$1.28	G	\$89.29	\$89.29	1.45%
248	11/6/2012	BILL	9204	R	29	70				12/3/2012	\$122.63	G	\$211.92	\$211.92	
249	12/6/2012	LPC						0			\$3.12	G	\$215.04	\$215.04	1.47%
250	12/6/2012	BILL	9445	R	33	241				1/3/2013	\$328.76	G	\$543.80	\$543.80	
251	1/8/2013	LPC						0			\$8.05	G	\$551.85	\$551.85	1.48%
252	1/8/2013	Bill	9657	R	31	212				2/1/2013	\$333.62	G	\$885.47	\$885.47	
253	2/7/2013	LPC						13.06			13.06	G	\$898.53	\$898.53	1.47%
254	2/7/2013	BILL		6 R		349				3/4/2013	525.34	G	\$1,423.87	\$1,423.87	
255	3/7/2013	LPC						20.94			20.94	G	\$1,444.81	\$1,444.81	1.47%
256	3/7/2013	BILL	401	R		395				4/2/2013	572.12	G	\$2,016.93	\$2,016.93	
257	4/6/2013	LPC						29.52			29.52	G	\$2,046.45	\$2,046.45	1.46%
258	4/6/2013	BILL	712	R		311				4/30/2013	464.88	G	\$2,511.33	\$2,511.33	
259	5/7/2013	LPC						36.49			36.49	G	\$2,547.82	\$2,547.82	1.45%
260	5/7/2013	BILL	812	R		100				5/31/2013	171.77	G	\$2,719.59	\$2,719.59	
261	6/7/2013	LPC						39.07			39.07	G	\$2,758.66	\$2,758.66	1.44%
262	6/7/2013	BILL	827	R		15				6/28/2013	41.79	G	\$2,800.45	\$2,800.45	
263	7/5/2013	LPC						39.7			39.7	G	\$2,840.15	\$2,840.15	1.42%

** Settlement amount according to PGW workpapers.
 The balance at 3/29/12 should not include additional late fees.

Fairmount
 From Date 1/1/2004 To Date 10/25/2012
 Account Number 215659749 SA Number 1882249424 Meter 1905337
 702 N MARSHALL ST PHIL, PA 191232710
 STATEMENT

Dispute NO.	Transaction Date	Type	Reading		# of Days	CCF Usage	Average CCF/Oays	Heating DOD's	Payment Type	Due Date	Transaction Amount	DISPUTE CODE	Current Balance	Actual Balance	<div style="border: 1px solid black; padding: 2px;"> % Calculated LPC assessed Current Balance </div>
			Reading	Code											% Calculated LPC assessed Current Balance
264	7/5/2013	BILL	827	R		0				7/30/2013	19.46	G	\$2,859.61	\$2,859.61	
265	8/5/2013	LPC										G	\$2,859.61	\$2,859.61	0.00%
266	8/5/2013	BILL										G	\$2,859.61	\$2,859.61	

** Settlement amount according to PGW workpapers.
 The balance at 3/29/12 should not include additional late fees.

FERN ROCK From Date 1/1/2004 To Date 10/25/2012
 920-932 W GODFREY AVE Apt AWH PHIL, PA 191410000 Account Number 719354604 SA Number 5597548861 Meter 2027209

Dispute NO.	Transaction Date	Type	Reading		# of Days	CCF Usage	Average CCF/Days	Heating DDD's	Payment Type	Due Date	Transaction Amount	DISPUTE CODE	Current Balance	Actual Balance	% Calculated LPC assessed Current Balance
			Reading	Code											
1	7/6/2004	XFER						0			(\$717.00)	C	\$66.08	\$66.08	
2	11/2/2004	XFER						0			(\$619.12)	C	\$302.26	\$302.26	
3	12/3/2007	TAXIMP						0			\$70.70	I	\$1,829.62	\$1,829.62	
4	10/4/2008	BILL	19105	V	37	812	21.95	20		10/28/2008	\$1,761.53	D	\$1,823.70	\$1,823.70	
5	5/1/2009	LPC						0			\$28.11	F	\$1,902.17	\$1,902.17	1.50%
6	5/30/2009	LPC						0			\$50.97	F	\$3,477.45	\$3,477.45	1.49%
7	7/1/2009	IPC						0			\$74.17	F	\$5,098.34	\$5,098.34	1.48%
8	8/1/2009	LPC						0			\$75.12	F	\$5,083.27	\$5,083.27	1.50%
9	8/31/2009	LPC						0			\$90.69	F	\$6,212.47	\$6,212.47	1.48%
10	9/30/2009	LPC						0			\$102.50	F	\$7,102.24	\$7,102.24	1.46%
11	10/31/2009	IPC						0			\$108.17	F	\$7,319.69	\$7,319.69	1.50%
12	12/1/2009	IPC						0			\$109.18	F	\$7,388.47	\$7,388.47	1.50%
13	1/1/2010	IPC						0			\$127.33	F	\$8,725.62	\$8,725.62	1.48%
14	1/30/2010	LPC						0			\$136.50	F	\$9,237.10	\$9,237.10	1.50%
15	2/27/2010	LPC						0			\$161.11	F	\$11,038.59	\$11,038.59	1.48%
16	3/31/2010	LPC						0			\$169.91	F	\$11,497.67	\$11,497.67	1.50%
17	4/30/2010	IPC						0			\$192.54	F	\$13,199.03	\$13,199.03	1.48%
18	5/29/2010	LPC						0			\$207.03	F	\$14,372.04	\$14,372.04	1.46%
19	6/30/2010	LPC						0			\$219.05	F	\$15,392.04	\$15,392.04	1.44%
20	7/30/2010	LPC						0			\$231.21	F	\$16,434.33	\$16,434.33	1.43%
21	8/31/2010	LPC						0			\$243.47	F	\$17,494.71	\$17,494.71	1.41%
22	9/30/2010	LPC						0			\$255.11	F	\$17,686.00	\$17,686.00	1.46%
23	10/29/2010	LPC						0			\$268.89	F	\$18,873.63	\$18,873.63	1.45%
24	11/30/2010	LPC						0			\$284.26	F	\$20,182.39	\$20,182.39	1.43%
25	1/1/2011	LPC						0			\$302.51	F	\$20,470.27	\$20,470.27	1.50%
26	2/1/2011	LPC						0			\$266.30	F	\$18,019.84	\$18,019.84	1.50%
27	2/28/2011	LPC						0			\$286.59	F	\$19,659.18	\$19,659.18	1.48%
28	3/31/2011	LPC						0			\$305.32	F	\$21,212.94	\$21,212.94	1.46%
29	4/30/2011	LPC						0			\$326.08	F	\$22,923.56	\$22,923.56	1.44%
30	5/31/2011	LPC						0			\$344.49	F	\$24,495.00	\$24,495.00	1.43%
31	6/30/2011	LPC						0			\$360.39	F	\$24,450.70	\$24,450.70	1.50%
32	7/30/2011	LPC						0			\$375.85	F	\$25,857.26	\$25,857.26	1.47%
33	8/17/2011	PAY						0	Check		(\$1,267.10)		\$25,410.17	\$25,410.17	
34	9/30/2011	LPC						0			\$393.83	F	\$27,030.64	\$27,030.64	1.48%
35	10/28/2011	PAY						0	Check		(\$1,091.40)		\$26,976.92	\$26,976.92	
36	11/23/2011	PAY						0	Check		(\$796.29)		\$27,665.23	\$27,665.23	
37	12/31/2011	LPC						0			\$420.05	F	\$28,825.32	\$28,825.32	1.48%
38	1/31/2012	LPC						0			\$438.99	F	\$30,526.80	\$30,526.80	1.46%
39	2/29/2012	LPC						0			\$461.80	F	\$32,509.67	\$32,509.67	1.44%
40	3/31/2012	LPC						0			\$476.15	F	\$33,942.17	\$33,942.17	1.42%
41	5/1/2012	LPC						0			\$492.81	F	\$35,545.65	\$35,545.65	1.41%
42	6/1/2012	LPC						0			\$508.07	F	\$37,071.37	\$37,071.37	1.39%

Exhibit "A-4"

FERN ROCK
934-938 W GODFREY AVE Apt AWH PHil, PA 19141000C

From Date 1/1/2004 To Date 10/25/2012
Account Number 719354604 SA Number 5109682157

Meter Rate 2035385

STATEMENT

Dispute NO.	Transaction Date	Type	Reading		CCF Usage	Average CCF/Days	Heating DDD's	Payment Type	Due Date	Transaction Amount	DISPUTE CODE	Current Balance	Actual Balance	% Calculated LPC assessed Current Balance
			Reading Code	# of Days										
1	7/6/2004	XFER					0			717.00	C	-	-	
2	11/2/2004	XFER					0			619.12	C	-	-	
3	1/21/2005	XFER					0			43,610.21	C	427.41	427.41	
4	12/3/2007	TAXIMP					0			52.64	I	1,279.02	1,279.02	
5	10/4/2008	BILL	10896 V		37	294	7.95	20	10/28/2008	650.08	D	671.92	671.92	
6	5/1/2009	LPC					0			11.10	F	751.49	751.49	1.50%
7	5/30/2009	LPC					0			19.95	F	1,361.33	1,361.33	1.49%
8	7/1/2009	LPC					0			27.61	F	1,899.54	1,899.54	1.47%
9	8/1/2009	LPC					0			25.24	F	1,708.11	1,708.11	1.50%
10	8/31/2009	LPC					0			31.82	F	2,178.97	2,178.97	1.48%
11	9/30/2009	LPC					0			37.07	F	2,566.05	2,566.05	1.47%
12	10/31/2009	LPC					0			41.29	F	2,794.23	2,794.23	1.50%
13	12/1/2009	LPC					0			44.06	F	2,981.85	2,981.85	1.50%
14	1/1/2010	LPC					0			53.36	F	3,655.26	3,655.26	1.48%
15	1/30/2010	LPC					0			59.00	F	3,992.44	3,992.44	1.50%
16	2/27/2010	LPC					0			69.27	F	4,746.47	4,746.47	1.48%
17	3/31/2010	LPC					0			70.94	F	4,800.70	4,800.70	1.50%
18	4/30/2010	LPC					0			80.87	F	5,543.46	5,543.46	1.48%
19	5/29/2010	LPC					0			89.34	F	6,197.51	6,197.51	1.46%
20	6/30/2010	LPC					0			96.31	F	6,758.22	6,758.22	1.45%
21	7/30/2010	LPC					0			102.27	F	7,258.15	7,258.15	1.43%
22	8/31/2010	LPC					0			107.52	F	7,715.89	7,715.89	1.41%
23	9/30/2010	LPC					0			112.37	F	7,782.50	7,782.50	1.47%
24	10/29/2010	LPC					0			118.35	F	8,299.35	8,299.35	1.45%
25	11/30/2010	LPC					0			125.63	F	8,910.79	8,910.79	1.43%
26	1/1/2011	LPC					0			133.72	F	9,048.99	9,048.99	1.50%
27	2/1/2011	LPC					0			117.55	F	7,954.80	7,954.80	1.50%
28	2/28/2011	LPC					0			127.23	F	8,727.40	8,727.40	1.48%
29	3/31/2011	LPC					0			136.72	F	9,496.63	9,496.63	1.46%
30	4/30/2011	LPC					0			147.76	F	10,380.46	10,380.46	1.44%
31	5/31/2011	LPC					0			157.03	F	11,155.32	11,155.32	1.43%
32	6/30/2011	LPC					0			165.15	F	11,206.01	11,206.01	1.50%
33	7/30/2011	LPC					0			172.28	F	11,853.71	11,853.71	1.47%
34	8/31/2011	LPC					0			174.24	F	11,790.53	11,790.53	1.50%
35	9/30/2011	LPC					0			180.83	F	12,410.59	12,410.59	1.48%
36	10/31/2011	LPC					0			186.96	F	12,651.27	12,651.27	1.50%
37	11/30/2011	LPC					0			189.14	F	12,798.89	12,798.89	1.50%
38	12/31/2011	LPC					0			200.20	F	13,736.24	13,736.24	1.48%
39	1/31/2012	LPC					0			213.82	F	14,858.22	14,858.22	1.46%
40	2/29/2012	LPC					0			231.72	F	16,283.37	16,283.37	1.44%
41	3/31/2012	LPC					0			246.54	F	17,517.86	17,517.86	1.43%
42	5/1/2012	LPC					0			257.11	F	18,479.60	18,479.60	1.41%
43	6/1/2012	LPC					0			265.74	F	19,320.53	19,320.53	1.39%
44	10/2/2012	LPC					0			291.52	F	21,330.87	21,330.87	1.39%
45	11/6/2012	LPC					0			\$297.01	F	\$21,993.53	\$21,993.53	1.37%
46	12/6/2012	LPC					0			\$304.99	F	\$22,830.91	\$22,830.91	1.35%
47	1/5/2013	LPC					0			\$313.80	F	\$23,731.72	\$23,731.72	1.34%
48	2/6/2013	LPC					0			\$321.26	F	\$24,550.69	\$24,550.69	1.33%
49	3/6/2013	LPC					0			\$330.97	F	\$25,528.51	\$25,528.51	1.31%
50	4/4/2013	LPC					0			338.59	F	\$26,375.14	\$26,375.14	1.30%

FERN ROCK
 934-938 W GODFREY AVE Apt AWH Phil, PA 19141000C
 From Date 1/1/2004 To Date 10/25/2012
 Account Number 719354604 SA Number 5109682157
 Meter Rate 2035385

STATEMENT

Dispute NO.	Transaction		Reading		CCF Usage	Average CCF/Days	Heating DDD's	Payment Type	Due Date	Transaction Amount	DISPUTE CODE	Current Balance	Actual Balance	% Calculated LPC assessed Current Balance
	Date	Type	Reading	Code										
51	5/4/2013	LPC								346.37	F	\$27,240.57	\$27,240.57	1.29%
52	6/6/2013	LPC								354.52	F	\$28,137.97	\$28,137.97	1.28%
53	7/3/2013	LPC								363.12	F	\$29,074.92	\$29,074.92	1.26%
54	8/6/2013	LPC								369.23	F	\$29,851.48	\$29,851.48	1.25%

FERNROCK
920-932 W GODFREY AVE Apt HH PHIL, PA 191413805

From Date 1/1/2004
Account Number 253720512

To Date 10/25/2012
SA Number 9935030987

Meter Rate 1989388

STATEMENT

Dispute NO.	Transaction Date	Type	Reading	Reading Code	# of Days	CCF Usage	Average CCF/Days	Heating DDD's	Payment Type	Due Date	Transaction Amount	DISPUTE CODE	Current Balance	Actual Balance	<div style="border: 1px solid black; padding: 2px;"> % Calculated LPC assessed Current Balance </div>		
1	1/21/2005	XFER					0						\$35,755.07	C	\$298.58	\$298.58	
2	12/3/2007	TAXIMP					0						\$1.26	I	\$0.02	\$0.02	
3	5/1/2009	LPC					0						\$129.93	F	\$8,792.41	\$8,792.41	1.50%
4	5/30/2009	LPC					0						\$150.50	F	\$10,313.99	\$10,313.99	1.48%
5	7/1/2009	LPC					0						\$150.79	F	\$10,484.04	\$10,484.04	1.46%
6	8/1/2009	LPC					0.00						\$136.98	F	\$9,269.20	\$9,269.20	1.50%
7	8/31/2009	LPC					0						\$137.27	F	\$9,425.73	\$9,425.73	1.48%
8	9/30/2009	LPC					0						\$137.56	F	\$9,582.55	\$9,582.55	1.46%
9	10/31/2009	LPC					0						\$137.85	F	\$9,720.40	\$9,720.40	1.44%
10	11/30/2009	LPC					0						\$138.25	F	\$9,866.16	\$9,866.16	1.42%
11	1/1/2010	LPC					0						\$165.94	F	\$11,878.19	\$11,878.19	1.42%
12	1/30/2010	LPC					0						\$231.09	F	\$16,426.06	\$16,426.06	1.43%
13	2/27/2010	LPC					0						\$305.44	F	\$21,687.92	\$21,687.92	1.43%
14	3/31/2010	LPC					0						\$372.34	F	\$25,195.30	\$25,195.30	1.50%
15	4/30/2010	LPC					0						\$429.37	F	\$29,426.68	\$29,426.68	1.48%
16	5/29/2010	LPC					0						\$432.40	F	\$30,061.15	\$30,061.15	1.46%
17	6/30/2010	LPC					0						\$432.69	F	\$30,513.28	\$30,513.28	1.44%
18	7/30/2010	LPC					0						\$432.98	F	\$30,965.70	\$30,965.70	1.42%
19	8/31/2010	LPC					0						\$433.28	F	\$31,418.42	\$31,418.42	1.40%
20	9/30/2010	LPC					0						\$433.57	F	\$31,832.55	\$31,832.55	1.38%
21	10/29/2010	LPC					0						\$432.34	F	\$30,022.42	\$30,022.42	1.46%
22	11/30/2010	LPC					0						\$436.73	F	\$30,751.84	\$30,751.84	1.44%
23	1/1/2011	LPC					0						\$480.71	F	\$33,439.27	\$33,439.27	1.46%
24	2/1/2011	LPC					0						\$510.09	F	\$34,516.44	\$34,516.44	1.50%
25	2/28/2011	LPC					0						\$575.40	F	\$39,445.95	\$39,445.95	1.48%
26	3/31/2011	LPC					0						\$622.83	F	\$43,230.87	\$43,230.87	1.46%
27	4/30/2011	LPC					0						\$669.61	F	\$47,019.16	\$47,019.16	1.44%
28	5/31/2011	LPC					0						\$689.82	F	\$49,056.40	\$49,056.40	1.43%
29	6/30/2011	LPC					0						\$689.35	F	\$46,646.51	\$46,646.51	1.50%
30	7/30/2011	LPC					0						\$689.64	F	\$47,355.59	\$47,355.59	1.48%

FERNROCK
920-932 W GODFREY AVE Apt HH PHIL, PA 191413805

From Date 1/1/2004
Account Number 253720512

To Date 10/25/2012
SA Number 9935030987

Meter Rate 1989388

STATEMENT

Dispute NO.	Transaction Date	Type	Reading	Reading Code	# of Days	CCF Usage	Average CCF/Days	Heating DDD's	Payment Type	Due Date	Transaction Amount	DISPUTE CODE	Current Balance	Actual Balance	% Calculated
															LPC assessed
															Current Balance
31	8/31/2011	LPC					0				\$689.94	F	\$46,717.55	\$46,717.55	1.50%
32	9/30/2011	LPC					0				\$690.23	F	\$47,427.22	\$47,427.22	1.48%
33	10/31/2011	LPC					0				\$690.52	F	\$48,117.74	\$48,117.74	1.46%
34	11/30/2011	LPC					0				\$691.59	F	\$48,841.61	\$48,841.61	1.44%
35	12/31/2011	LPC					0				\$722.71	F	\$51,638.97	\$51,638.97	1.42%
36	1/31/2012	LPC					0				\$765.87	F	\$55,282.68	\$55,282.68	1.40%
37	2/29/2012	LPC					0				\$829.30	F	\$60,340.38	\$60,340.38	1.39%
38	3/31/2012	LPC					0				\$868.79	F	\$63,841.64	\$63,841.64	1.38%
39	5/1/2012	LPC					0				\$893.34	F	\$66,371.77	\$66,371.77	1.36%
40	5/31/2012	LPC					0				\$900.38	F	\$67,741.27	\$67,741.27	1.35%
41	6/30/2012	LPC					0				\$900.67	F	\$68,661.38	\$68,661.38	1.33%
42	8/1/2012	LPC					0				\$900.98	F	\$69,583.13	\$69,583.13	1.31%
43	8/31/2012	LPC					0				\$901.27	F	\$70,503.84	\$70,503.84	1.29%
44	10/4/2012	LPC					0				\$901.56	F	\$71,424.84	\$71,424.84	1.28%
45	11/6/2012	LPC									\$901.85	F	\$72,346.13	\$72,346.13	1.26%
46	12/6/2012	LPC									\$902.14	F	\$73,267.71	\$73,267.71	1.25%
47	1/5/2013	LPC									\$922.33	F	\$75,535.92	\$75,535.92	1.24%
48	2/5/2013	LPC									\$954.47	F	\$78,632.96	\$78,632.96	1.23%
49	3/6/2013	LPC									\$1,010.52	F	\$83,380.32	\$83,380.32	1.23%
50	4/4/2013	LPC									\$1,069.43	F	\$88,376.69	\$88,376.69	1.22%
51	5/4/2013	LPC									\$1,126.42	F	\$93,302.37	\$93,302.37	1.22%
52	6/6/2013	LPC									\$1,134.16	F	\$94,952.86	\$94,952.86	1.21%
53	7/3/2013	LPC									\$1,134.45	F	\$96,106.75	\$96,106.75	1.19%
54	8/3/2013	LPC									\$1,134.75	F	\$97,260.94	\$97,260.94	1.18%

FERN ROCK
934-938 W GODFREY AVE Apt H Phil, PA 19141000C

From Date 1/1/2004
Account 23444792

To Date 10/25/2012
SA Number 6679618097

Meter Rate 1989360 GS

STATEMENT

Dispute NO.	Transaction Date	Type	Reading		# of Days	CCF Usage	Average CCF/Day	Heating DDD's	Payment Type	Due Date	Transaction Amount	DISPUTE CODE	Current Balance	Actual Balance	% Calculated LPC assessed Current Balance		
			Reading	Code													
1	1/21/2005	XFER					0						\$14,295.16	C	\$1.58	\$1.58	
2	12/3/2007	TAXIMP					0						\$1.26	I	\$0.02	\$0.02	
3	5/1/2009	LPC					0						\$11.38	F	\$770.33	\$770.33	1.50%
4	5/30/2009	IPC					0						\$20.18	F	\$1,377.12	\$1,377.12	1.49%
5	7/1/2009	LPC					0						\$20.47	F	\$1,416.85	\$1,416.85	1.47%
6	8/1/2009	LPC					0						\$12.74	F	\$862.24	\$862.24	1.50%
7	8/31/2009	LPC					0						\$13.03	F	\$894.53	\$894.53	1.48%
8	9/30/2009	LPC					0						\$13.32	F	\$927.11	\$927.11	1.46%
9	10/31/2009	LPC					0						\$13.60	F	\$940.71	\$940.71	1.47%
10	11/30/2009	LPC					0						\$17.24	F	\$1,181.01	\$1,181.01	1.48%
11	1/1/2010	LPC					0						\$30.51	F	\$2,095.94	\$2,095.94	1.48%
12	1/30/2010	LPC					0						\$51.35	F	\$3,475.03	\$3,475.03	1.50%
13	2/27/2010	LPC					0						\$80.23	F	\$5,480.77	\$5,480.77	1.49%
14	3/31/2010	LPC					0						\$101.72	F	\$6,883.43	\$6,883.43	1.50%
15	4/30/2010	LPC					0						\$124.57	F	\$8,531.35	\$8,531.35	1.48%
16	5/29/2010	LPC					0						\$125.78	F	\$8,737.44	\$8,737.44	1.46%
17	6/30/2010	IPC					0						\$126.07	F	\$8,882.95	\$8,882.95	1.44%
18	7/30/2010	LPC					0						\$126.36	F	\$9,028.75	\$9,028.75	1.42%
19	8/31/2010	LPC					0						\$126.65	F	\$9,174.84	\$9,174.84	1.40%
20	9/30/2010	LPC					0						\$126.94	F	\$9,282.34	\$9,282.34	1.39%
21	10/29/2010	LPC					0						\$127.23	F	\$9,429.01	\$9,429.01	1.37%
22	11/30/2010	LPC					0						\$129.64	F	\$9,718.81	\$9,718.81	1.35%
23	1/3/2011	LPC					0						\$149.58	F	\$10,910.41	\$10,910.41	1.39%
24	2/1/2011	LPC					0						\$169.96	F	\$11,500.95	\$11,500.95	1.50%
25	2/28/2011	LPC					0						\$200.56	F	\$13,741.77	\$13,741.77	1.48%
26	3/31/2011	LPC					0						\$227.66	F	\$15,775.67	\$15,775.67	1.46%
27	4/30/2011	LPC					0						\$252.20	F	\$17,663.95	\$17,663.95	1.45%
28	5/31/2011	LPC					0						\$264.62	F	\$18,756.63	\$18,756.63	1.43%
29	6/30/2011	LPC					0						\$257.09	F	\$17,397.08	\$17,397.08	1.50%
30	7/30/2011	LPC					0						\$257.39	F	\$17,673.91	\$17,673.91	1.48%
31	8/31/2011	LPC					0						\$252.97	F	\$17,118.26	\$17,118.26	1.50%
32	9/30/2011	LPC					0						\$253.27	F	\$17,390.97	\$17,390.97	1.48%
33	10/31/2011	LPC					0						\$253.56	F	\$17,644.53	\$17,644.53	1.46%
34	11/30/2011	LPC					0						\$254.35	F	\$17,912.82	\$17,912.82	1.44%
35	12/31/2011	LPC					0						\$274.43	F	\$19,525.66	\$19,525.66	1.43%
36	1/31/2012	LPC					0						\$301.75	F	\$21,649.31	\$21,649.31	1.41%
37	2/29/2012	LPC					0.00						\$333.18	F	\$24,077.85	\$24,077.85	1.40%
38	3/31/2012	LPC					0						\$361.05	F	\$26,296.86	\$26,296.86	1.39%
39	5/1/2012	LPC					0						\$375.61	F	\$27,642.58	\$27,642.58	1.38%
40	5/31/2012	LPC					0						\$379.69	F	\$28,294.56	\$28,294.56	1.36%
41	6/30/2012	LPC					0						\$379.98	F	\$28,693.98	\$28,693.98	1.34%
42	8/1/2012	LPC					0						\$380.27	F	\$29,093.69	\$29,093.69	1.32%
43	8/31/2012	LPC					0						\$380.57	F	\$29,493.70	\$29,493.70	1.31%
44	9/29/2012	LPC					0						\$380.86	F	\$29,894.00	\$29,894.00	1.29%
45	11/6/2012	LPC					0						\$381.15	F	\$30,294.59	\$30,294.59	1.27%
46	12/6/2012	LPC					0						\$381.44	F	\$30,695.47	\$30,695.47	1.26%
47	1/5/2013	LPC					0						\$399.52	F	\$32,300.32	\$32,300.32	1.25%
48	2/5/2013	LPC					0						\$423.47	F	\$34,320.59	\$34,320.59	1.25%
49	3/6/2013	LPC					0						\$455.10	F	\$36,884.30	\$36,884.30	1.25%
50	4/4/2013	LPC					0						\$484.22	F	\$39,309.52	\$39,309.52	1.25%

FERN ROCK
 934-938 W GODFREY AVE Apt H Phil, PA 19141000C

From Date 1/1/2004
 Account 23444792

To Date 10/25/2012
 SA Number 6679618097

Meter Rate 1989360 GS

STATEMENT

Dispute NO.	Transaction		Reading		# of Days	CCF Usage	Average CCF/Da	Heating DDD's	Payment Type	Due Date	Transaction Amount	DISPUTE CODE	Current Balance	Actual Balance	% Calculated LPC assessed Current Balance	
	Date	Type	Reading	Code												
51	5/4/2013	LPC														1.24%
52	6/6/2013	LPC														1.23%
53	7/3/2013	LPC														1.22%
54	8/6/2013	LPC														1.21%

MARCHWOOD
 5515 WISSAHICKON AVE Apt PRL B PHIL, PA 19144
 STATEMENT

From Date 1/1/2004 To Date 10/26/2012
 Account Number 9125007651 SA Number 9961788347 Meter 1989624

Dispute NO.	Transaction		Reading		# of Days	Average CCF Usage	Average CCF/Days	Heating DDD's	Payment Type	Due Date	Transaction Amount	DISPUTE CODE	Current Balance	Actual Balance	% Calculated LPC assessed Current Balance
	Date	Type	Reading	Code											
1	7/8/2005	BILL	60146	Y	33	123	3.73	11		8/2/2005	\$201.88	D	\$201.88	\$201.88	
2	10/24/2006	BILL	78630	C	28	1034	36.93	189		11/16/2006	\$1,926.46	D	\$3,903.71	\$3,903.71	
3	5/1/2012	LPC						0			\$1,753.99	F	\$125,093.02	\$125,093.02	1.42%
4	6/1/2012	LPC						0			\$1,817.22	F	\$131,125.62	\$131,125.62	1.41%

Exhibit "A-5"

MARCHWOOD
 5515 WISSAHICKON AVE Apt PRL A PHIL, PA 19144
 STATEMENT

From Date 1/1/2004 To Date 10/26/2012
 Account Number 5128000237 SA Number 6676751050 Meter 2024115

Dispute NO.	Transaction Date	Type	Reading		# of Days	Average Heating		Payment		Transaction Amount	DISPUTE CODE	Current Balance	Actual Balance	% Calculated LPC assessed Current Balance
			Code			CCF/Day	Heating DDD's	Type	Due Date					
1	5/5/2004	BILL	23522	Y	32	132	4.12	320	05/28/2004	\$208.69	E	\$208.69	\$208.69	
2	11/3/2004	BILL	24525	Y	31	114	3.68	275	11/30/2004	\$192.39	E	\$192.39	\$192.39	
3	1/4/2005	BILL	25090	Y	30	328	10.93	823	1/28/2005	\$573.21	E	\$573.21	\$573.21	
4	7/10/2007	XFER					0			(\$295.47)	C	\$0.00	\$0.00	
5	8/6/2007	BILL	20	Y	29	1041	35.9	0	8/29/2007	\$1,996.30	E	\$1,996.30	\$1,996.30	
6	9/21/2007	XFER					0			(\$1,077.37)	C	\$658.61	\$658.61	
7	3/6/2009	XFER					0			(\$408.01)	C	\$0.00	\$0.00	
8	4/7/2009	XFER					0			(\$260.15)	C	\$166.55	\$166.55	
9	5/5/2009	LPC					0			\$2.49	F	\$169.04	\$169.04	1.50%
10	6/5/2009	LPC					0			\$0.91	F	\$62.01	\$62.01	1.49%
11	7/6/2009	LPC					0.00			\$3.69	F	\$250.90	\$250.90	1.49%
12	8/5/2009	LPC					0			\$0.76	F	\$51.84	\$51.84	1.49%
13	9/3/2009	LPC					0			\$0.86	F	\$58.42	\$58.42	1.49%
14	10/3/2009	LPC					0			\$5.60	F	\$380.26	\$380.26	1.49%
15	11/2/2009	LPC					0			\$9.99	F	\$682.50	\$682.50	1.49%
16	12/4/2009	LPC					0			\$13.52	F	\$931.73	\$931.73	1.47%
17	1/6/2010	BILL	3596	Y	26	484	18.62	729	2/1/2010	\$778.92	E	\$778.92	\$778.92	
18	1/30/2010	LPC					0			\$7.83	F	\$584.76	\$584.76	1.36%
19	2/1/2010	XFER					0			(\$54.48)	C	\$530.28	\$530.28	
20	3/1/2010	XFER					0			(\$31.89)	C	\$0.00	\$0.00	
21	3/31/2010	LPC					0			\$2.88	F	\$194.94	\$194.94	1.50%
22	4/30/2010	LPC					0			\$3.01	F	\$204.04	\$204.04	1.50%
23	5/29/2010	LPC					0			\$0.10	F	\$7.09	\$7.09	1.43%
24	6/30/2010	LPC					0			\$2.48	F	\$168.16	\$168.16	1.50%
25	7/30/2010	LPC					0			\$2.64	F	\$179.20	\$179.20	1.50%
26	8/31/2010	LPC					0			\$0.08	F	\$5.59	\$5.59	1.45%
27	9/30/2010	LPC					0			\$2.79	F	\$189.43	\$189.43	1.49%
28	10/29/2010	LPC					0			\$2.86	F	\$193.58	\$193.58	1.50%
29	12/1/2010	LPC					0			\$5.59	F	\$381.76	\$381.76	1.49%
30	1/1/2011	LPC					0			\$8.45	F	\$580.50	\$580.50	1.48%
31	2/1/2011	LPC					0			\$2.58	F	\$174.74	\$174.74	1.50%
32	3/1/2011	LPC					0			\$5.06	F	\$345.01	\$345.01	1.49%
33	4/1/2011	LPC					0			\$7.28	F	\$500.35	\$500.35	1.48%
34	4/30/2011	LPC					0			\$5.21	F	\$352.90	\$352.90	1.50%
35	6/1/2011	LPC					0			\$7.61	F	\$520.75	\$520.75	1.48%
36	6/30/2011	LPC					0			\$7.84	F	\$530.71	\$530.71	1.50%
37	7/30/2011	LPC					0			\$2.82	F	\$191.13	\$191.13	1.50%
38	8/31/2011	LPC					0			\$5.07	F	\$346.07	\$346.07	1.49%
39	9/30/2011	LPC					0			\$7.81	F	\$536.72	\$536.72	1.48%
40	10/31/2011	LPC					0			\$10.52	F	\$727.82	\$727.82	1.47%
41	12/1/2011	LPC					0			\$13.04	F	\$909.08	\$909.08	1.46%
42	12/31/2011	LPC					0			\$15.70	F	\$1,101.76	\$1,101.76	1.45%
43	2/1/2012	LPC					0			\$18.17	F	\$1,284.85	\$1,284.85	1.43%
44	3/1/2012	LPC					0			\$20.36	F	\$1,451.10	\$1,451.10	1.42%
45	3/31/2012	LPC					0			\$22.81	F	\$1,637.05	\$1,637.05	1.41%
46	5/1/2012	LPC					0			\$24.94	F	\$1,804.31	\$1,804.31	1.40%

MARCHWOOD
5515 WISSAHICKON AVE Apt PRL A PHIL, PA 19144

From Date 1/1/2004 To Date 10/26/2012
Account Number 5128000237 SA Number 6676751050 Meter 2024115

STATEMENT

Dispute NO.	Transaction		Reading		# of Days	CCF Usage	Average Heating CCF/Days	Payment		Transaction Amount	DISPUTE CODE	Current Balance	Actual Balance	% Calculated LPC assessed Current Balance
	Date	Type	Reading	Code				Type	Due Date					
47	6/1/2012	LPC					0			\$26.93	F	\$1,963.94	\$1,963.94	1.39%
48	6/30/2012	LPC					0			\$29.14	F	\$2,140.26	\$2,140.26	1.38%
49	8/1/2012	LPC					0			\$30.99	F	\$2,294.77	\$2,294.77	1.37%
50	8/31/2012	LPC					0			\$32.89	F	\$2,454.41	\$2,454.41	1.36%
51	9/29/2012	LPC					0			\$34.72	F	\$2,610.77	\$2,610.77	1.35%
52	11/6/2012	LPC								\$36.58	F	\$2,771.58	\$2,771.58	1.34%
53	12/6/2012	LPC								\$3.02	F	\$204.39	\$204.39	1.50%
54	1/5/2013	LPC								\$5.59	F	\$381.31	\$381.31	1.49%
55	2/6/2013	LPC								\$8.10	F	\$556.77	\$549.67	1.48%
56	3/6/2013	LPC								\$12.07	F	\$833.96	\$551.67	1.47%
57	4/4/2013	LPC								\$15.32	F	\$1,065.84	\$553.67	1.46%
58	5/4/2013	LPC								18.8	F	\$1,316.54	\$555.67	1.45%
59	6/6/2013	LPC								22.19	F	\$1,564.58	\$557.67	1.44%
60	7/3/2013	LPC								25.2	F	\$1,790.57	\$559.67	1.43%
61	8/6/2013	LPC								27.67	F	\$1,982.25	\$561.67	1.42%

MARCHWOOD
5515 WISSAHICKON AVE Apt PRLA PHIL, PA 19144
STATEMENT

From Date 1/1/2004 To Date 10/26/2012
Account Number 512800237 SA Number 6430067215

J
Meter Rate 1970015

Dispute NO.	Transaction Date	Type	Reading	Code	# of Days	CCF Usage	Average Heating CCF/Day	Heating DDO's	Payment Type	Due Date	Transaction Amount	DISPUTE CODE	Current Balance	Actual Balance	% Calculated (PC assessed) Current Balance
1	5/5/2004	BILL	33574	y		32	130	4.06	320	5/28/2004	\$186.57	D	\$186.57	\$186.57	
2	1/4/2005	BILL	34969	y		30	236	7.87	823	1/28/2005	\$398.56	D	\$398.56	\$398.56	
3	10/24/2006	BILL	37335	C		21	40	1.9	173	11/16/2006	\$78.66	D	\$167.15	\$167.15	
4	7/10/2007	XFER					0				\$295.47	C	(\$120.77)	(\$120.77)	
5	8/6/2007	BILL	23	Y		29	73	2.52	0	8/29/2007	\$138.64	D	(\$1,437.59)	(\$1,437.59)	
6	9/21/2007	XFER					0				\$1,077.37	C	\$0.00	\$0.00	
7	3/6/2009	XFER					0				\$408.01	C	(\$9,635.19)	(\$9,635.19)	
8	4/7/2009	XFER					0				\$260.15	C	\$0.00	\$0.00	
9	6/5/2009	LPC					0				\$1.61	F	\$109.55	\$109.55	1.49%
10	7/6/2009	IPC					0				\$6.36	F	\$432.37	\$432.37	1.49%
11	8/5/2009	IPC					0				\$1.95	F	\$132.48	\$132.48	1.49%
12	9/3/2009	IPC					0				\$1.90	F	\$128.66	\$128.66	1.50%
13	10/3/2009	IPC					0				\$8.78	F	\$596.42	\$596.42	1.49%
14	11/2/2009	IPC					0				\$19.66	F	\$1,341.49	\$1,341.49	1.49%
15	12/4/2009	IPC					0				\$31.37	F	\$2,153.10	\$2,153.10	1.48%
16	12/16/2009	BILL	5235	R		182	438	2.41	758	1/13/2010	\$685.90	J	(\$143.78)	(\$143.78)	
17	1/6/2010	BILL	5935	Y		26	484	18.62	729	2/1/2010	\$759.48	D	(\$54.48)	(\$54.48)	
18	2/1/2010	XFER					0				\$54.48	C	\$0.00	\$0.00	
19	2/4/2010	BILL	5903	R		55	452	8.22	1625	3/2/2010	\$709.27	J	(\$50.21)	(\$50.21)	
20	3/1/2010	XFER					0				\$31.89	C	(\$18.32)	(\$18.32)	
21	3/31/2010	LPC					0				\$5.89	F	\$398.70	\$398.70	1.50%
22	4/30/2010	LPC					0				\$6.32	F	\$427.96	\$427.96	1.50%
23	5/29/2010	LPC					0				\$0.16	F	\$11.27	\$11.27	1.44%
24	6/30/2010	LPC					0				\$4.70	F	\$318.54	\$318.54	1.50%
25	7/30/2010	LPC					0				\$4.77	F	\$323.38	\$323.38	1.50%
26	8/31/2010	LPC					0				\$0.13	F	\$9.21	\$9.21	1.43%
27	9/30/2010	LPC					0				\$4.32	F	\$292.96	\$292.96	1.50%
28	10/29/2010	LPC					0				\$4.45	F	\$301.66	\$301.66	1.50%
29	12/1/2010	LPC					0				\$9.00	F	\$613.86	\$613.86	1.49%
30	1/1/2011	LPC					0				\$13.87	F	\$952.50	\$952.50	1.48%
31	2/1/2011	LPC					0				\$5.26	F	\$355.93	\$355.93	1.50%
32	3/1/2011	LPC					0				\$10.29	F	\$702.05	\$702.05	1.49%
33	4/1/2011	LPC					0				\$14.67	F	\$1,008.25	\$1,008.25	1.48%
34	4/30/2011	LPC					0				\$9.83	F	\$665.28	\$665.28	1.50%
35	6/1/2011	LPC					0				\$14.10	F	\$964.05	\$964.05	1.48%
36	6/30/2011	LPC					0				\$14.07	F	\$952.09	\$952.09	1.50%
37	7/30/2011	LPC					0				\$4.52	F	\$306.01	\$306.01	1.50%
38	8/31/2011	LPC					0				\$8.57	F	\$584.43	\$584.43	1.49%
39	9/30/2011	LPC					0				\$13.53	F	\$929.28	\$929.28	1.48%
40	10/31/2011	LPC					0				\$18.28	F	\$1,264.02	\$1,264.02	1.47%
41	12/1/2011	LPC					0				\$22.99	F	\$1,600.64	\$1,600.64	1.46%
42	12/31/2011	LPC					0				\$28.15	F	\$1,973.05	\$1,973.05	1.45%
43	2/1/2012	LPC					0				\$33.21	F	\$2,343.31	\$2,343.31	1.44%
44	3/1/2012	LPC					0				\$38.29	F	\$2,720.72	\$2,720.72	1.43%
45	3/31/2012	LPC					0				\$43.66	F	\$3,122.18	\$3,122.18	1.42%
46	5/1/2012	LPC					0				\$47.99	F	\$3,458.67	\$3,458.67	1.41%
47	6/1/2012	LPC					0				\$52.21	F	\$3,792.70	\$3,792.70	1.40%
48	6/30/2012	LPC					0				\$57.07	F	\$4,173.74	\$4,173.74	1.39%
49	8/1/2012	LPC					0				\$60.70	F	\$4,476.00	\$4,476.00	1.37%
50	8/31/2012	LPC					0				\$64.74	F	\$4,810.30	\$4,810.30	1.36%
51	9/29/2012	LPC					0				\$68.46	F	\$5,126.59	\$5,126.59	1.35%
52	11/6/2012	LPC					0				\$72.32	F	\$5,456.25	\$5,456.25	1.34%
53	12/6/2012	LPC					0				\$4.79	F	\$324.54	\$324.54	1.50%
54	1/5/2013	LPC					0				\$8.35	F	\$570.05	\$570.05	1.49%
55	2/6/2013	LPC					0				\$11.58	F	\$797.28	\$797.28	1.47%
56	3/6/2013	LPC					0				\$16.96	F	\$1,172.36	\$1,172.36	1.47%
57	4/4/2013	LPC					0				\$21.29	F	\$1,482.36	\$1,482.36	1.46%
58	5/4/2013	LPC					0				\$25.70	F	\$1,802.56	\$1,802.56	1.45%
59	6/6/2013	LPC					0				\$29.77	F	\$2,103.62	\$2,103.62	1.44%

MARCHWOOD
 5515 WISSAHICKON AVE Apt PRLA PHIL,PA 19144

From Date 1/1/2004
 Account Number 5128000237

To Date 10/26/2012
 SA Number 6430067215

Meter Rate 1970015

STATEMENT

Dispute NO.	Transaction		Reading		# of Days	CCF Usage	Average Heating CCF/Day: DDD's	Payment Type	Due Date	Transaction Amount	DISPUTE CODE	Current Balance	Actual Balance	% Calculated LPC assessed Current Balance
	Date	Type	Reading	Code										
60	7/3/2013	LPC												1.42%
61	8/6/2013	LPC								\$33.16	F	\$2,362.36	\$2,362.36	1.41%
										\$35.71	F	\$2,568.40	\$2,568.40	

Marshall Square
844 N 6TH ST Apt46 PHIL, PA 191232125
STATEMENT

From Date 1/1/2004
Account Number 373007503

To Date 10/26/2012
SA Number 3068796324 Meter 1755029

Dispute NO.	Transaction		Reading		# of Days	CCF Usage	Average CCF/Days	Heating DOD's	Payment Type	Due Date	Transaction Amount	DISPUTE CODE	Current Balance	Actual Balance	% Calculated LPC assessed Current Balance		
	Date	Type	Reading	Code													
1	12/14/2004	XFER					0						\$30,398.25	C	\$35,769.59	\$35,769.59	
2	5/4/2009	LPC					0						\$1,227.16	F	\$84,236.15	\$84,236.15	1.48%
3	6/4/2009	LPC					0						\$1,248.04	F	\$86,875.86	\$86,875.86	1.90%
4	7/3/2009	LPC					0						\$1,261.15	F	\$89,011.27	\$89,011.27	1.44%
5	8/3/2009	LPC					0						\$1,270.10	F	\$90,877.83	\$90,877.83	1.42%
6	9/2/2009	LPC					0						\$1,278.69	F	\$92,729.14	\$92,729.14	1.40%
7	10/2/2009	LPC					0						\$1,287.35	F	\$94,593.87	\$94,593.87	1.38%
8	10/31/2009	LPC					0						\$1,296.56	F	\$96,504.74	\$96,504.74	1.36%
9	12/3/2009	LPC					0						\$1,310.48	F	\$98,742.69	\$98,742.69	1.35%
10	1/4/2010	LPC					0						\$1,332.72	F	\$101,558.27	\$101,558.27	1.33%
11	2/3/2010	LPC					0						\$1,367.89	F	\$105,270.93	\$105,270.93	1.32%
12	3/3/2010	LPC					0						\$1,405.27	F	\$109,167.86	\$109,167.86	1.30%
13	4/1/2010	LPC					0						\$1,438.20	F	\$112,801.66	\$112,801.66	1.29%
14	5/4/2010	LPC					0						\$1,463.33	F	\$115,940.17	\$115,940.17	1.28%
15	6/3/2010	LPC					0						\$1,477.42	F	\$118,357.06	\$118,357.06	1.26%
16	7/1/2010	LPC					0						\$1,487.21	F	\$120,496.94	\$120,496.94	1.25%
17	8/3/2010	LPC					0						\$1,494.03	F	\$122,445.40	\$122,445.40	1.24%
18	9/1/2010	LPC					0						\$1,500.96	F	\$124,408.34	\$124,408.34	1.22%
19	10/1/2010	LPC					0						\$1,507.82	F	\$126,373.62	\$126,373.62	1.21%
20	11/1/2010	LPC					0						\$1,513.81	F	\$128,287.04	\$128,287.04	1.19%
21	12/1/2010	LPC					0						\$1,522.15	F	\$130,365.27	\$130,365.27	1.18%
22	1/4/2011	LPC					0						\$1,543.01	F	\$133,298.48	\$133,298.48	1.17%
23	2/2/2011	LPC					0						\$1,574.36	F	\$136,963.28	\$136,963.28	1.16%
24	3/4/2011	LPC					0						\$1,610.87	F	\$141,008.29	\$141,008.29	1.16%
25	4/1/2011	LPC					0						\$1,641.68	F	\$144,703.34	\$144,703.34	1.15%
26	5/3/2011	LPC					0						\$1,667.58	F	\$148,098.10	\$148,098.10	1.14%
27	6/2/2011	LPC					0						\$1,685.84	F	\$151,001.27	\$151,001.27	1.13%
28	7/1/2011	LPC					0						\$1,695.32	F	\$153,328.24	\$153,328.24	1.12%
29	8/2/2011	LPC					0						\$1,701.91	F	\$155,469.38	\$155,469.38	1.11%
30	9/1/2011	LPC					0						\$1,708.63	F	\$157,626.22	\$157,626.22	1.10%
31	10/3/2011	LPC					0						\$1,714.03	F	\$159,700.01	\$159,700.01	1.08%
32	11/1/2011	LPC					0						\$1,720.60	F	\$161,859.10	\$161,859.10	1.07%
33	12/1/2011	LPC					0						\$1,730.95	F	\$164,279.83	\$164,279.83	1.06%
34	1/4/2012	LPC					0						\$1,749.77	B	\$167,284.42	\$167,284.42	1.06%
35	2/2/2012	LPC					0						\$1,777.43	B	\$170,905.40	\$170,905.40	1.05%
36	3/5/2012	LPC					0						\$1,813.13	B	\$175,098.95	\$175,098.95	1.05%
37	4/4/2012	LPC					0						\$1,843.16	B	\$178,943.74	\$178,943.74	1.04%
38	5/3/2012	LPC					0						\$165.32	F	\$11,187.05	\$11,187.05	1.50%
39	6/5/2012	LPC					0						\$178.87	F	\$12,268.97	\$12,268.97	1.48%
40	7/3/2012	LPC					0						\$187.83	F	\$13,054.03	\$13,054.03	1.46%
41	8/2/2012	LPC					0						\$194.36	F	\$13,684.30	\$13,684.30	1.44%
42	9/4/2012	LPC					0						\$199.64	F	\$14,235.55	\$14,235.55	1.42%
43	10/3/2012	LPC					0						\$205.93	F	\$14,860.78	\$14,860.78	1.41%
44	11/1/2012	LPC					0						\$211.79	F	\$15,463.72	\$15,463.72	1.39%
45	12/4/2012	LPC					0						\$222.01	F	\$16,366.72	\$16,366.72	1.38%
46	1/5/2013	LPC					0						\$247.05	F	\$18,283.14	\$18,283.14	1.37%
47	2/5/2013	LPC					0						\$275.56	F	\$20,459.37	\$20,459.37	1.37%

Exhibit "A-6"

** Settlement amount according to PGW workpapers.
The balance at 3/29/12 should not include additional late fees.

Marshall Square
844 N 6TH ST Apt46 PHIL,PA 191232125

From Date 1/1/2004
Account Number 373007503

To Date 10/26/2012
SA Number 3068796324 Meter 1759029

STATEMENT

Dispute NO.	Transaction		Reading		# of Days CCF Usage	Average CCF/Days	Heating DDD's	Payment Type	Due Date	Transaction Amount	DISPUTE CODE	Current Balance	Actual Balance	% Calculated LPC assessed Current Balance
	Date	Type	Reading	Code										
48	3/6/2013	LPC								\$306.06	F	\$22,798.51	\$22,798.51	1.36%
49	4/4/2013	LPC								\$341.13	F	\$25,477.56	\$25,477.56	1.36%
50	5/3/2013	LPC								\$369.73	F	\$27,754.41	\$27,754.41	1.35%
51	6/4/2013	LPC								\$384.97	F	\$29,155.46	\$29,155.46	1.34%
52	7/2/2013	LPC								393.44	F	\$30,113.25	\$30,113.25	1.32%
53	8/2/2013	LPC								399.72	F	\$30,931.98	\$30,931.98	1.31%
54	unknown									157.00	I	157.00		

** Settlement amount according to PGW workpapers.
The balance at 3/29/12 should not include additional late fees.

Marshall Square
 845 N 7TH ST PHIL, PA 19123200E
 From Date 1/1/2004
 Account Number 323900622
 To Date 10/26/2012
 SA Number 665433220E
 Meter Rate 1755028

STATEMENT

Dispute NO.	Transaction Date	Type	Reading		# of Days	CCF Usage	Average Heating CCF/Day: DDD's	Payment Type	Due Date	Transaction Amount	DISPUTE CODE	Current Balance	Actual Balance	% Calculated LPC Assessed Current Balance
			Code											
1	12/5/2009	BILL	82124	R	34	1342	39.47	654	01/02/2009	\$2,855.56	A	\$59,258.75	\$59,258.75	Dispute
2	5/5/2009	LPC					0			\$974.45	F	\$68,731.61	\$68,731.61	1.44%
3	6/4/2009	LPC					0			\$988.93	F	\$71,362.44	\$71,362.44	1.42%
4	7/3/2009	LPC					0			\$1,016.02	F	\$73,517.43	\$73,517.43	1.40%
5	8/4/2009	LPC					0			\$1,028.42	F	\$75,372.87	\$75,372.87	1.38%
6	9/2/2009	LPC					0			\$1,040.18	F	\$77,197.15	\$77,197.15	1.37%
7	10/2/2009	LPC					0			\$1,051.44	F	\$78,999.29	\$78,999.29	1.35%
8	10/31/2009	LPC					0			\$1,063.74	F	\$80,882.85	\$80,882.85	1.33%
9	12/2/2009	LPC					0			\$1,079.89	F	\$83,039.07	\$83,039.07	1.32%
10	1/4/2010	LPC					0			\$1,106.75	F	\$85,936.82	\$85,936.82	1.30%
11	2/3/2010	LPC					0			\$1,145.90	F	\$89,692.39	\$89,692.39	1.29%
12	3/3/2010	LPC					0			\$1,191.00	F	\$93,890.13	\$93,890.13	1.28%
13	4/1/2010	LPC					0			\$1,231.34	F	\$97,811.29	\$97,811.29	1.27%
14	5/3/2010	LPC					0			\$1,260.13	F	\$100,990.29	\$100,990.29	1.26%
15	6/2/2010	LPC					0			\$1,279.63	F	\$103,570.05	\$103,570.05	1.25%
16	7/1/2010	LPC					0			\$1,294.13	F	\$105,830.75	\$105,830.75	1.24%
17	8/3/2010	LPC					0			\$1,303.16	F	\$107,736.36	\$107,736.36	1.22%
18	9/1/2010	LPC					0			\$1,312.04	F	\$109,640.27	\$109,640.27	1.21%
19	10/1/2010	LPC					0			\$1,321.26	F	\$111,576.06	\$111,576.06	1.20%
20	11/1/2010	LPC					0			\$1,331.04	F	\$113,559.14	\$113,559.14	1.19%
21	12/1/2010	LPC					0			\$1,346.57	F	\$115,941.10	\$115,941.10	1.18%
22	1/4/2011	LPC					0			\$1,375.29	F	\$119,231.27	\$119,231.27	1.17%
23	2/2/2011	LPC					0			\$1,413.84	F	\$123,215.10	\$123,215.10	1.16%
24	3/4/2011	LPC					0			\$1,456.86	F	\$127,539.34	\$127,539.34	1.16%
25	4/1/2011	LPC					0			\$1,494.27	F	\$131,528.23	\$131,528.23	1.15%
26	5/3/2011	LPC					0			\$1,525.87	F	\$135,160.54	\$135,160.54	1.14%
27	6/2/2011	LPC					100			\$1,550.67	F	\$138,364.56	\$138,364.56	1.13%
28	7/1/2011	LPC					0			\$1,564.02	F	\$140,818.69	\$140,818.69	1.12%
29	8/2/2011	LPC					0			\$1,572.61	F	\$142,963.95	\$142,963.95	1.11%
30	9/1/2011	LPC					0			\$1,581.36	F	\$145,128.45	\$145,128.45	1.10%
31	10/3/2011	LPC					0			\$1,589.27	F	\$147,245.39	\$147,245.39	1.09%
32	11/1/2011	LPC					0			\$1,598.76	F	\$149,476.83	\$149,476.83	1.08%
33	12/1/2011	LPC					0			\$1,615.46	F	\$152,205.43	\$152,205.43	1.07%
34	1/4/2012	LPC					0			\$1,641.70	F	\$155,596.00	\$155,596.00	1.07%
35	2/2/2012	LPC					0			\$1,675.49	B	\$159,524.79	\$159,524.79	1.06%
36	3/5/2012	LPC					0			\$1,717.72	B	\$164,057.76	\$164,057.76	1.06%
37	4/4/2012	LPC					0			\$1,754.06	B	\$168,234.44	\$168,234.44	1.05%
38	5/3/2012	LPC					0			\$183.92	F	\$12,445.82	\$12,445.82	1.50%

** Settlement amount according to PGW workpapers.
 The balance at 3/29/12 should not include additional late fees.

OAKLANE
1623 W CHELTEN AVE AptB PHIL,PA 191263515

From Date 1/1/2004
Account Number 981038702

To Date 10/26/2012
SA Number 8606551072 Meter Rate 2012799

Dispute NO.	Transaction		Reading		# of Days	CCF Usage	Average CCF/Days	Heating DOD's	Payment Type	Transaction Due Date	Transaction Amount	DISPUTE CODE	Current Balance	Actual Balance	% Calculated LPC assessed Current Balance
	Date	Type	Reading	Code											
1	4/17/2008	BILL	98013	R	30	1915	63.83	466		5/12/2008	\$3,641.46	J	\$6,954.35	\$6,954.35	
2	5/16/2008	BILL	99482	R	29	1469	50.66	152		6/11/2008	\$2,901.79	J	\$9,959.72	\$9,959.72	
3	6/17/2008	BILL	770	R	32	1288	40.25	66		7/11/2008	\$2,574.28	J	\$10,536.09	\$10,536.09	
4	4/18/2009	BILL	16267	R	30	2021	67.37	492		5/12/2009	\$3,497.19	J	\$14,176.64	\$14,176.64	
5	5/18/2009	LPC					0				\$143.65	F	\$9,720.53	\$9,720.53	1.50%
6	5/18/2009	BILL	17294	R	29	1027	35.41	143		6/11/2009	\$1,854.33	J	\$11,574.86	\$11,574.86	
7	6/18/2009	LPC					0				\$171.46	F	\$11,746.32	\$11,746.32	1.48%
8	7/17/2009	LPC					0				\$191.82	F	\$13,294.94	\$13,294.94	1.46%
9	8/17/2009	LPC					0				\$109.92	F	\$7,438.24	\$7,438.24	1.50%
10	9/17/2009	LPC					0				\$46.95	F	\$3,177.22	\$3,177.22	1.50%
11	10/16/2009	LPC					0				\$48.33	F	\$3,270.61	\$3,270.61	1.50%
12	11/16/2009	LPC					0				\$49.95	F	\$3,379.96	\$3,379.96	1.50%
13	12/16/2009	LPC					0				\$27.89	F	\$1,887.59	\$1,887.59	1.50%
14	1/19/2010	LPC					0				\$28.31	F	\$1,915.90	\$1,915.90	1.50%
15	2/17/2010	LPC					0				\$85.07	F	\$5,785.23	\$5,785.23	1.49%
16	3/17/2010	BILL	31402	R	28	2133	76.18	674		4/12/2010	\$3,461.13	F	\$13,521.09	\$13,521.09	
17	5/17/2010	LPC					0				\$186.78	F	\$12,639.19	\$12,639.19	1.50%
18	6/16/2010	LPC					0				\$209.38	F	\$14,355.01	\$14,355.01	1.48%
19	7/16/2010	LPC					0				\$192.72	F	\$13,041.19	\$13,041.19	1.50%
20	8/16/2010	LPC					0				\$204.36	F	\$14,021.68	\$14,021.68	1.48%
21	9/16/2010	LPC					0				\$209.46	F	\$14,173.77	\$14,173.77	1.50%
22	10/15/2010	LPC					0				\$222.09	F	\$15,237.97	\$15,237.97	1.48%
23	11/16/2010	LPC					0				\$150.69	F	\$10,196.72	\$10,196.72	1.50%
24	12/15/2010	LPC					0				\$183.25	F	\$12,550.89	\$12,550.89	1.48%
25	1/19/2011	LPC					0				\$197.35	F	\$13,354.49	\$13,354.49	1.50%
26	1/19/2011	BILL	42566	R	35	2906	83.03	1198		2/11/2011	\$4,040.62	J	\$17,395.11	\$17,395.11	
27	2/16/2011	IPC					0				\$150.69	F	\$10,196.72	\$10,196.72	1.50%
28	3/18/2011	LPC					0				\$150.69	F	\$10,196.72	\$10,196.72	1.50%
29	4/15/2011	LPC					0				\$199.40	F	\$13,643.87	\$13,643.87	1.48%
30	5/17/2011	LPC					0				\$193.83	F	\$13,116.41	\$13,116.41	1.50%
31	5/17/2011	BILL	49737	R	32	1034	32.31	148		6/10/2011	\$1,707.57	J	\$14,823.98	\$14,823.98	
32	6/17/2011	LPC					0				\$179.21	F	\$12,126.64	\$12,126.64	1.50%
33	7/18/2011	LPC					0				\$120.00	F	\$8,120.00	\$8,120.00	1.50%
34	8/16/2011	LPC					0				\$132.43	F	\$9,081.43	\$9,081.43	1.48%
35	9/17/2011	LPC					0				\$135.50	F	\$9,168.96	\$9,168.96	1.50%
36	10/17/2011	LPC					0				\$125.81	F	\$8,513.74	\$8,513.74	1.50%
37	11/16/2011	LPC					0				\$30.79	F	\$2,083.56	\$2,083.56	1.50%
38	12/15/2011	LPC					0				\$16.39	F	\$1,109.44	\$1,109.44	1.50%
39	1/18/2012	LPC					0				\$49.57	F	\$3,370.70	\$3,370.70	1.49%
40	2/16/2012	LPC					0				\$97.39	F	\$6,656.51	\$6,656.51	1.48%
41	3/20/2012	LPC					0				\$93.51	F	\$6,327.77	\$6,327.77	1.50%
42	4/18/2012	LPC					0				\$130.99	F	\$8,957.45	\$8,957.45	1.48%
43	5/17/2012	LPC					0				\$156.98	F	\$10,847.20	\$10,847.20	1.47%
44	6/19/2012	LPC					0				\$170.97	F	\$11,950.85	\$11,950.85	1.45%
45	7/18/2012	LPC					0				\$181.24	F	\$12,817.00	\$12,817.00	1.43%
46	8/16/2012	LPC					0				\$189.78	F	\$13,575.57	\$13,575.57	1.42%
47	9/18/2012	LPC					0				\$197.25	F	\$14,271.33	\$14,271.33	1.40%
48	10/18/2012	LPC					0				\$206.36	F	\$15,084.72	\$15,084.72	1.39%
49	11/16/2012	LPC					0				\$218.42	F	\$16,107.40	\$16,107.40	1.37%
50	12/18/2012	LPC					0				\$247.49	F	\$18,292.86	\$18,292.86	1.37%

Exhibit "A-7"

OAKLANE
1623 W CHELTEN AVE Apt8 PHIL,PA 191263519

From Date 1/1/2004
Account Number 981038702

To Date 10/26/2012
SA Number 8606551072 Meter Rate 2012799

STATEMENT

Dispute NO.	Transaction		Reading		# of Days	CCF Usage	Average CCF/Days	Heating DOD's	Payment Type	Transaction Due Date Amount	DISPUTE CODE	Current Balance	Actual Balance	% Calculated LPC assessed Current Balance		
	Date	Type	Reading	Code												
51	1/19/2013	LPC										\$281.96	F	\$20,872.67	\$20,872.67	1.37%
52	2/20/2013	LPC										325.00	F	\$24,066.70	\$24,066.70	1.37%
53	3/19/2013	LPC										366.46	F	\$27,197.57	\$27,197.57	1.37%
54	4/17/2013	LPC										408.82	F	\$30,430.13	\$30,430.13	1.36%
55	5/17/2013	LPC										439.22	F	\$32,895.82	\$32,895.82	1.35%
56	6/18/2013	LPC										453.19	F	\$34,280.54	\$34,280.54	1.34%
57	7/17/2013	LPC										463.89	F	\$35,457.62	\$35,457.62	1.33%

Oak Lane Court
1623 W CHELTEN AVE Apt A PHIL,PA 191263515

From Date 1/1/2004
Account Number 101551535

To Date 10/26/2012
SA Number 3338317341 Meter 2012780

STATEMENT

Dispute NO.	Transaction Date	Type	Reading		# of Days	CCF Usage	Average CCF/Days	Heating DOD's	Payment Type	Due Date	Transaction Amount	DISPUTE CODE	Current Balance	Actual Balance	% Calculated LPC assessed Current Balance
			Reading	Code											
1	5/18/2009	LPC						0			\$32.90	F	\$2,226.26	\$2,226.26	1.50%
2	6/18/2009	LPC						0			\$43.40	F	\$2,969.90	\$2,969.90	1.48%
3	7/18/2009	LPC						0			\$53.08	F	\$3,668.61	\$3,668.61	1.47%
4	11/16/2009	LPC						0			\$5.20	F	\$352.19	\$352.19	1.50%
5	2/18/2010	LPC						0			\$26.11	F	\$1,766.88	\$1,766.88	1.50%
6	3/18/2010	LPC						0			\$56.15	F	\$3,825.66	\$3,825.66	1.49%
7	4/17/2010	LPC						0			\$76.35	F	\$5,248.68	\$5,248.68	1.48%
8	5/18/2010	LPC						0			\$66.75	F	\$4,517.28	\$4,517.28	1.50%
9	6/16/2010	LPC						0			\$76.52	F	\$5,244.65	\$5,244.65	1.48%
10	7/16/2010	LPC						0			\$68.90	F	\$4,662.83	\$4,662.83	1.50%
11	8/16/2010	LPC						0			\$72.37	F	\$4,966.10	\$4,966.10	1.48%
12	9/16/2010	LPC						0			\$74.26	F	\$5,025.25	\$5,025.25	1.50%
13	10/16/2010	LPC						0			\$79.10	F	\$5,426.96	\$5,426.96	1.48%
14	11/16/2010	LPC						0			\$45.33	F	\$3,067.95	\$3,067.95	1.50%
15	12/15/2010	LPC						0			\$63.72	F	\$4,357.37	\$4,357.37	1.48%
16	1/19/2011	LPC						0			\$66.10	F	\$4,473.02	\$4,473.02	1.50%
17	2/16/2011	LPC						0			\$45.33	F	\$3,067.95	\$3,067.95	1.50%
18	3/18/2011	LPC						0			\$45.33	F	\$3,067.95	\$3,067.95	1.50%
19	4/15/2011	LPC						0			\$74.02	F	\$5,054.26	\$5,054.26	1.49%
20	5/17/2011	LPC						0			\$68.00	F	\$4,601.77	\$4,601.77	1.50%
21	6/17/2011	LPC						0			\$58.31	F	\$3,945.81	\$3,945.81	1.50%
22	7/18/2011	LPC						0			\$54.84	F	\$3,711.32	\$3,711.32	1.50%
23	8/16/2011	LPC						0			\$60.26	F	\$4,132.85	\$4,132.85	1.48%
24	9/16/2011	LPC						0			\$6.56	F	\$443.94	\$443.94	1.50%
25	10/17/2011	LPC						0			\$1.82	F	\$123.48	\$123.48	1.50%
26	11/16/2011	LPC						0			\$2.78	F	\$188.31	\$188.31	1.50%
27	11/16/2011	BILL	569	R	32	893	27.91	373		12/12/2011	\$1,342.77	J	\$1,531.08	\$1,531.08	
28	12/15/2011	BILL	1691	R	29	1122	38.69	497		1/12/2012	\$1,774.75	J	\$1,352.49	\$1,352.49	
29	1/18/2012	LPC						0			\$20.28	F	\$1,372.77	\$1,372.77	1.50%
30	2/16/2012	LPC						0			\$60.90	F	\$4,141.64	\$4,141.64	1.49%
31	3/20/2012	LPC						0			\$56.26	F	\$3,807.15	\$3,807.15	1.50%
32	4/18/2012	LPC						0			\$85.37	F	\$5,833.02	\$5,833.02	1.49%
33	5/17/2012	LPC						0			\$107.38	F	\$7,408.03	\$7,408.03	1.47%

SIMON GARDEN REALTY CO
6732 CHEW AVE Apt M2 PHIL, PA 19119191C

From Date 1/1/2004
Account Number 539547187

To Date 10/26/2012
SA Number 1162325601 Meter 1944659

Dispute NO.	Transaction		Reading		# of Days	Average CCF Usage	Heating CCF/Days	Payment Heating DDD's	Payment Type	Due Date	Transaction Amount	DISPUTE CODE	Current Balance	Actual Balance	% Calculated LPC assessed Current Balance
	Date	Type	Reading	Code											
1	1/7/2004	BILL						0			\$2,383.25	A	\$3,233.76	\$3,233.76	
2	1/14/2004	XFER						0			\$28,772.80	C	\$32,006.56	\$32,006.56	
3	4/7/2005	BILL	83099	R	33	1840	55.76	909		5/2/2005	\$2,709.52	J	\$35,400.77	\$35,400.77	
4	11/7/2006	BILL	96314	R	30	621	20.7	419		11/30/2006	\$1,215.34	J	\$63,095.42	\$63,095.42	
5	12/3/2007	TAXIMP						0			\$39.32	I	\$93,302.29	\$93,302.29	
6	5/5/2008	BILL	14233	R	30	1026	34.2	305		5/29/2008	\$2,039.46	J	\$115,267.73	\$115,267.73	
7	5/1/2009	LPC						0			\$1,670.35	F	\$152,029.20	\$152,029.20	1.11%
8	5/30/2009	LPC						0			\$1,695.17	F	\$155,378.62	\$155,378.62	1.10%
9	7/1/2009	LPC						0			\$1,708.51	F	\$157,976.36	\$157,976.36	1.09%
10	8/1/2009	LPC						0			\$1,718.93	F	\$160,389.86	\$160,389.86	1.08%
11	8/31/2009	LPC						0			\$1,727.28	F	\$162,673.85	\$162,673.85	1.07%
12	9/30/2009	LPC						0			\$1,733.77	F	\$164,840.31	\$164,840.31	1.06%
13	10/31/2009	LPC						0			\$1,743.41	F	\$167,226.38	\$167,226.38	1.05%
14	12/31/2009	LPC						0			\$1,757.00	F	\$169,889.86	\$169,889.86	1.05%
15	1/1/2010	LPC						0			\$1,772.94	F	\$172,725.16	\$172,725.16	1.04%
16	1/30/2010	LPC						0			\$1,797.93	F	\$176,189.03	\$176,189.03	1.03%
17	2/27/2010	LPC						0			\$1,828.70	F	\$180,069.17	\$180,069.17	1.03%
18	3/31/2010	LPC						0			\$1,861.88	F	\$184,142.87	\$184,142.87	1.02%
19	4/30/2010	LPC						0			\$1,891.50	F	\$188,009.25	\$188,009.25	1.02%
20	5/29/2010	LPC						0			\$1,909.23	F	\$191,100.17	\$191,100.17	1.01%
21	6/30/2010	LPC						0			\$1,920.29	F	\$193,758.32	\$193,758.32	1.00%
22	7/30/2010	LPC						0			\$1,928.85	F	\$196,257.85	\$196,257.85	0.99%
23	8/31/2010	LPC						0			\$1,934.11	F	\$198,542.18	\$198,542.18	0.98%
24	9/30/2010	LPC						0			\$1,938.86	F	\$200,798.04	\$200,798.04	0.98%
25	10/29/2010	LPC						0			\$1,944.03	F	\$203,086.85	\$203,086.85	0.97%
26	11/30/2010	LPC						0			\$1,953.20	F	\$205,650.91	\$205,650.91	0.96%
27	1/1/2011	LPC						0			\$1,980.61	F	\$209,459.18	\$209,459.18	0.95%
28	2/1/2011	LPC						0			\$2,011.78	F	\$213,548.71	\$213,548.71	0.95%
29	1/28/2011	LPC						0			\$2,050.31	F	\$218,168.12	\$218,168.12	0.95%
30	3/31/2011	LPC						0			\$2,078.69	F	\$222,138.46	\$222,138.46	0.94%
31	4/30/2011	LPC						0			\$2,113.88	F	\$226,598.61	\$226,598.61	0.94%
32	5/31/2011	LPC						0			\$2,136.87	F	\$230,147.63	\$230,147.63	0.94%
33	6/30/2011	LPC						0			\$2,150.73	F	\$233,222.31	\$233,222.31	0.93%
34	7/30/2011	LPC						0			\$2,161.24	F	\$236,084.69	\$236,084.69	0.92%
35	8/31/2011	LPC						0			\$2,170.76	F	\$238,861.00	\$238,861.00	0.92%
36	9/30/2011	LPC						0			\$2,181.01	F	\$241,725.60	\$241,725.60	0.91%
37	10/31/2011	LPC						0			\$2,190.18	F	\$244,527.10	\$244,527.10	0.90%
38	11/30/2011	LPC						0			\$2,201.39	F	\$247,475.68	\$247,475.68	0.90%
39	12/31/2011	LPC						0			\$2,222.78	F	\$251,124.74	\$251,124.74	0.89%
40	1/31/2012	LPC						0			\$2,251.85	F	\$255,314.70	\$255,314.70	0.89%
41	2/29/2012	LPC						0			\$2,289.77	F	\$260,132.41	\$260,132.41	0.89%
42	3/31/2012	LPC						0			\$2,317.38	F	\$264,290.05	\$264,290.05	0.88%
43	5/1/2012	LPC						0			\$2,343.55	F	\$268,378.52	\$268,378.52	0.88%
44	8/22/2012	CANP						0			\$91.67	H	(\$104.18)	(\$104.18)	
45	8/22/2012	CANP						0			\$28.54	H	(\$75.64)	(\$75.64)	
46	8/22/2012	CANP						0			\$28.55	H	(\$47.09)	(\$47.09)	
47	9/4/2012	XFER						0			\$47.09	C	\$0.00	\$0.00	
48	10/2/2012	LPC						0			\$5.54	F	\$375.02	\$375.02	1.50%
49	11/6/2012	LPC						0			\$10.88	F	\$742.25	\$742.25	1.49%
50	12/6/2012	LPC						0			\$24.72	F	\$1,689.66	\$1,689.66	1.48%

Exhibit "A-8"

SIMON GARDEN REALTY CO
6732 CHEW AVE Apt M2 PHIL, PA 19119191C

From Date 1/1/2004
Account Number 539547187

To Date 10/26/2012
SA Number 1162325601 Meter 1944659

STATEMENT

Dispute NO.	Transaction		Reading		# of Days	Average CCF Usage	Average CCF/Days	Heating DDD's	Payment Type	Due Date	Transaction Amount	DISPUTE CODE	Current Balance	Actual Balance	% Calculated LPC assessed Current Balance	
	Date	Type	Reading	Code												
51	1/5/2013	LPC														1.48%
52	2/5/2013	LPC														1.48%
53	3/5/2013	LPC														1.47%
54	4/4/2013	LPC														1.46%
55	5/4/2013	LPC														1.45%
56	6/6/2013	LPC														1.43%
57	7/3/2013	LPC														1.42%
58	8/6/2013	LPC														1.40%

SIMON GARDEN REALTY co From Date 1/1/2004 To Date 10/26/2012
 6731 MUSGRAVE ST Apt A PHIL,PA 191192168 Account Number 539547187 SA Number 4395848077 Meter 2035836

STATEMENT

Dispute NO.	Transaction		Reading		# of Days	Average CCF Usage	Average CCF/Days	Heating DOD's	Payment Type	Due Date	Transaction Amount	DISPUTE CODE	Current Balance	Actual Balance	% Calculated LPC assessed Current Balance
	Date	Type	Reading	Code											
1	1/14/2004	XFER					0				\$5,332.45	C	\$11,693.49	\$11,693.49	
2	4/7/2005	BILL	45921	R	33	4671	141.55	909		5/2/2005	\$6,833.21	J	\$11,800.92	\$11,800.92	
3	12/7/2005	BILL	52623	R	30	2786	92.87	465		1/3/2006	\$5,838.81	J	\$21,942.84	\$21,942.84	
4	12/7/2006	BILL	10005	R	31	2319	74.81	446		1/4/2007	\$4,807.78	J	\$52,118.05	\$52,118.05	
5	12/3/2007	TAXIMP					0				\$35.43	I	\$86,775.25	\$86,775.25	
6	2/4/2009	BILL	44766	R	32	3843	120.09	1069		3/2/2009	\$7,585.08	J	\$149,395.10	\$149,395.10	
7	3/5/2009	BILL	48284	R	28	3518	125.64	826		3/30/2009	\$6,917.82	J	\$156,426.70	\$156,426.70	
8	4/4/2009	BILL	51613	R	30	3329	110.97	680		4/29/2009	\$5,903.12	J	\$164,151.80	\$164,151.80	
9	5/30/2009	LPC					0				\$1,959.76	F	\$171,304.00	\$171,304.00	1.16%
10	7/1/2009	LPC					0				\$1,979.93	F	\$174,628.61	\$174,628.61	1.15%
11	8/1/2009	LPC					0				\$1,994.83	F	\$177,616.90	\$177,616.90	1.14%
12	8/31/2009	LPC					0				\$2,009.93	F	\$180,633.54	\$180,633.54	1.13%
13	9/30/2009	LPC					0				\$2,020.07	F	\$183,329.57	\$183,329.57	1.11%
14	10/31/2009	LPC					0				\$2,033.02	F	\$186,225.91	\$186,225.91	1.10%
15	12/1/2009	LPC					0				\$2,057.72	F	\$189,929.94	\$189,929.94	1.10%
16	1/1/2010	LPC					0				\$2,097.05	F	\$194,649.51	\$194,649.51	1.09%
17	1/30/2010	LPC					0				\$2,163.14	F	\$201,218.03	\$201,218.03	1.09%
18	2/27/2010	LPC					0				\$2,240.74	F	\$208,632.14	\$208,632.14	1.09%
19	3/31/2010	LPC					0				\$2,318.95	F	\$216,165.07	\$216,165.07	1.08%
20	4/30/2010	LPC					0				\$2,379.77	F	\$222,599.51	\$222,599.51	1.08%
21	5/29/2010	LPC					0				\$2,409.23	F	\$226,973.24	\$226,973.24	1.07%
22	6/30/2010	LPC					0				\$2,425.73	F	\$230,499.08	\$230,499.08	1.06%
23	7/30/2010	LPC					0				\$2,439.94	F	\$233,886.36	\$233,886.36	1.05%
24	8/31/2010	LPC					0				\$2,451.75	F	\$237,124.81	\$237,124.81	1.04%
25	9/30/2010	LPC					0				\$2,462.64	F	\$240,313.76	\$240,313.76	1.04%
26	10/29/2010	LPC					0				\$2,475.32	F	\$243,634.15	\$243,634.15	1.03%
27	11/30/2010	LPC					0				\$2,494.18	F	\$247,386.27	\$247,386.27	1.02%
28	1/1/2011	LPC					0				\$2,552.09	F	\$253,798.77	\$253,798.77	1.02%
29	2/1/2011	LPC					0				\$2,626.90	F	\$261,413.18	\$261,413.18	1.02%
30	2/28/2011	LPC					0				\$2,717.13	F	\$270,145.13	\$270,145.13	1.02%
31	3/31/2011	LPC					0				\$2,780.20	F	\$277,129.97	\$277,129.97	1.01%
32	4/30/2011	LPC					0				\$2,855.73	F	\$285,021.54	\$285,021.54	1.01%
33	5/31/2011	LPC					0				\$2,901.39	F	\$290,816.69	\$290,816.69	1.01%
34	6/30/2011	LPC					0				\$2,921.53	F	\$295,081.18	\$295,081.18	1.00%
35	7/30/2011	IPC					0				\$2,938.41	F	\$299,145.11	\$299,145.11	0.99%
36	8/31/2011	IPC					0				\$2,950.36	F	\$302,855.44	\$302,855.44	0.98%
37	9/30/2011	LPC					0				\$2,963.51	F	\$306,695.93	\$306,695.93	0.98%
38	10/31/2011	LPC					0				\$2,983.23	F	\$310,993.71	\$310,993.71	0.97%
39	11/30/2011	LPC					0				\$3,001.51	F	\$315,213.96	\$315,213.96	0.96%
40	12/31/2011	LPC					0				\$3,068.77	F	\$322,766.46	\$322,766.46	0.96%
41	1/31/2012	LPC					0				\$3,137.31	F	\$330,473.32	\$330,473.32	0.96%
42	2/29/2012	LPC					0				\$3,234.16	F	\$340,164.52	\$340,164.52	0.96%
43	3/31/2012	LPC					0				\$3,296.98	F	\$347,649.03	\$347,649.03	0.96%
44	5/1/2012	LPC					0				\$3,343.77	F	\$354,112.20	\$354,112.20	0.95%
45	6/22/2012	XFER					0				\$621.40	C	\$357,603.14	\$357,603.14	
46	8/22/2012	CANP					0				\$114.28	H	\$919.38	\$919.38	
47	8/22/2012	CANP					0				\$35.58	H	\$954.96	\$954.96	
48	8/22/2012	CANP					0				\$36.05	H	\$991.01	\$991.01	

SIMON GARDEN REALTY co From Date 1/1/2004 To Date 10/26/2012
 6731 MUSGRAVE ST Apt A PHIL,PA 191192168 Account Number 539547187 SA Number 4395848077 Meter 2035836

STATEMENT

Dispute NO.	Transaction		Reading		# of Days	Average CCF Usage	Average CCF/Days	Heating DOD's	Payment Type	Due Date	Transaction Amount	DISPUTE CODE	Current Balance	Actual Balance	% Calculated LPC Assessed Current Balance	
	Date	Type	Reading	Code												
49	10/2/2012	LPC						0								1.34%
50	11/6/2012	LPC														1.38%
51	12/6/2012	LPC														1.40%
52	1/5/2013	LPC														1.44%
53	2/5/2013	LPC														1.45%
54	3/5/2013	LPC														1.45%
55	4/4/2013	LPC														1.45%
56	5/4/2013	LPC														1.44%
57	6/6/2013	LPC														1.42%
58	7/3/2013	LPC														1.41%
59	8/3/2013	LPC														1.39%

SIMON GARDEN REALTY CO
6732 CHEW AVE Apt M2 PHIL, PA 19119191C

From Date 1/1/2004
Account Number 539547187

To Date 10/26/2012
SA Number 1162325601 Meter 1944659

STATEMENT

Dispute NO.	Transaction Date	Type	Reading	Reading Code	# of Days	Average CCF Usage	Average CCF/Day	Heating DDD's	Payment Type	Due Date	Transaction Amount	DISPUTE CODE	Current Balance	Actual Balance	% Calculated	
															LPC assessed	Current Balance
1	1/7/2004	BILL						0			\$2,383.25	A	\$3,233.76	\$3,233.76		
2	1/14/2004	XFER						0			\$28,772.80	C	\$32,006.56	\$32,006.56		
3	4/7/2005	BILL	83099	R	33	1840	55.76	909		5/2/2005	\$2,709.52	J	\$35,400.77	\$35,400.77		
4	11/7/2006	BILL	96314	R	30	621	20.7	419		11/30/2006	\$1,215.34	J	\$63,095.42	\$63,095.42		
5	12/3/2007	TAXIMP						0			\$39.32	I	\$93,302.29	\$93,302.29		
6	5/5/2008	BILL	14233	R	30	1026	34.2	305		5/29/2008	\$2,039.46	J	\$115,267.73	\$115,267.73		
7	5/1/2009	LPC						0			\$1,670.35	F	\$152,029.20	\$152,029.20		1.11%
8	5/30/2009	LPC						0			\$1,695.17	F	\$155,378.62	\$155,378.62		1.10%
9	7/1/2009	LPC						0			\$1,708.51	F	\$157,976.36	\$157,976.36		1.09%
10	8/1/2009	LPC						0			\$1,718.93	F	\$160,389.86	\$160,389.86		1.08%
11	8/31/2009	LPC						0			\$1,727.28	F	\$162,673.85	\$162,673.85		1.07%
12	9/30/2009	LPC						0			\$1,733.77	F	\$164,840.31	\$164,840.31		1.06%
13	10/31/2009	LPC						0			\$1,743.41	F	\$167,226.38	\$167,226.38		1.05%
14	12/1/2009	LPC						0			\$1,757.00	F	\$169,889.86	\$169,889.86		1.05%
15	1/1/2010	LPC						0			\$1,772.94	F	\$172,725.16	\$172,725.16		1.04%
16	1/30/2010	LPC						0			\$1,797.93	F	\$176,189.03	\$176,189.03		1.03%
17	1/27/2010	LPC						0			\$1,828.70	F	\$180,069.17	\$180,069.17		1.03%
18	3/31/2010	LPC						0			\$1,861.88	F	\$184,142.87	\$184,142.87		1.02%
19	4/30/2010	LPC						0			\$1,891.50	F	\$188,009.25	\$188,009.25		1.02%
20	5/29/2010	LPC						0			\$1,909.23	F	\$191,100.17	\$191,100.17		1.01%
21	6/30/2010	LPC						0			\$1,920.29	F	\$193,758.32	\$193,758.32		1.00%
22	7/30/2010	LPC						0			\$1,928.85	F	\$196,257.85	\$196,257.85		0.99%
23	8/31/2010	LPC						0			\$1,934.11	F	\$198,542.18	\$198,542.18		0.98%
24	9/30/2010	LPC						0			\$1,938.86	F	\$200,798.04	\$200,798.04		0.98%
25	10/29/2010	LPC						0			\$1,944.03	F	\$203,086.85	\$203,086.85		0.97%
26	11/30/2010	LPC						0			\$1,953.20	F	\$205,650.91	\$205,650.91		0.96%
27	1/1/2011	LPC						0			\$1,980.61	F	\$209,459.18	\$209,459.18		0.95%
28	2/1/2011	LPC						0			\$2,011.78	F	\$213,548.71	\$213,548.71		0.95%
29	2/28/2011	LPC						0			\$2,050.31	F	\$218,168.12	\$218,168.12		0.95%
30	3/31/2011	LPC						0			\$2,078.69	F	\$222,138.46	\$222,138.46		0.94%
31	4/30/2011	LPC						0			\$2,113.88	F	\$226,598.61	\$226,598.61		0.94%
32	5/31/2011	LPC						0			\$2,136.87	F	\$230,147.63	\$230,147.63		0.94%
33	6/30/2011	LPC						0			\$2,150.73	F	\$233,222.31	\$233,222.31		0.93%
34	7/30/2011	LPC						0			\$2,161.24	F	\$236,084.69	\$236,084.69		0.92%
35	8/31/2011	LPC						0			\$2,170.76	F	\$238,861.00	\$238,861.00		0.92%
36	9/30/2011	LPC						0			\$2,181.01	F	\$241,725.60	\$241,725.60		0.91%
37	10/31/2011	LPC						0			\$2,190.18	F	\$244,527.10	\$244,527.10		0.90%
38	11/30/2011	LPC						0			\$2,201.39	F	\$247,475.68	\$247,475.68		0.90%
39	12/31/2011	LPC						0			\$2,222.78	F	\$251,124.74	\$251,124.74		0.89%
40	1/31/2012	LPC						0			\$2,251.85	F	\$255,314.70	\$255,314.70		0.89%
41	2/29/2012	LPC						0			\$2,289.77	F	\$260,132.41	\$260,132.41		0.89%
42	3/31/2012	LPC						0			\$2,317.38	F	\$264,290.05	\$264,290.05		0.88%
43	5/1/2012	LPC						0			\$2,343.55	F	\$268,378.52	\$268,378.52		0.88%
44	8/22/2012	CANP						0			\$91.67	H	(\$104.18)	(\$104.18)		
45	8/22/2012	CANP						0			\$28.54	H	(\$75.64)	(\$75.64)		
46	8/22/2012	CANP						0			\$28.55	H	(\$47.09)	(\$47.09)		
47	9/4/2012	XFER						0			\$47.09	C	\$0.00	\$0.00		
48	10/2/2012	LPC						0			\$5.54	F	\$375.02	\$375.02		1.50%
49	11/6/2012	LPC						0			\$10.88	F	\$742.25	\$742.25		1.49%
50	12/6/2012	LPC						0			\$24.72	F	\$1,689.66	\$1,689.66		1.48%

SIMON GARDEN REALTY CO
 6732 CHEW AVE Apt M2 PHIL, PA 19119191C
 STATEMENT

From Date 1/1/2004
 Account Number 539547187

To Date 10/26/2017
 SA Number 1162325601 Meter 1944659

Dispute NO.	Transaction		Reading		# of Days	Average CCF Usage	Heating CCF/Days	Payment DDD's	Payment Type	Due Date	Transaction Amount	DISPUTE CODE	Current Balance	Actual Balance	% Calculated LPC assessed Current Balance	
	Date	Type	Reading	Code												
51	1/5/2013	LPC														1.48%
52	2/5/2013	LPC									\$56.40	F	\$3,858.01	\$3,858.01		1.48%
53	3/5/2013	LPC									\$87.56	F	\$6,022.62	\$6,022.62		1.47%
54	4/4/2013	LPC									\$125.03	F	\$8,645.70	\$8,645.70		1.46%
55	5/4/2013	LPC									\$156.37	F	\$10,891.28	\$10,891.28		1.45%
56	6/6/2013	LPC									\$188.84	F	\$13,245.16	\$13,245.16		1.43%
57	7/3/2013	LPC									\$211.80	F	\$14,987.71	\$14,987.71		1.42%
58	8/6/2013	LPC									227.09	F	\$16,233.92	\$16,233.92		1.40%
											233.93	F	\$16,923.85	\$16,923.85		

SIMON GARDEN REALTY CO
6731 MUSGRAVE ST Apt B PHIL, PA 191192166

From Date 1/1/2004
Account Number 539547187

To Date 10/26/2012
SA Number 8569221065

Meter 2035831

STATEMENT

Dispute NO.	Transaction		Reading		# of Days	Average CCF Usage	Heating CCF/Days	DOD's	Payment Type	Due Date	Transaction Amount	DISPUTE CODE	Current Balance	Actual Balance	% Calculated LPC assessed Current Balance		
	Date	Type	Reading	Code													
1	1/14/2004	XFER					0						\$87,628.93	C	\$91,609.48	\$91,609.48	
2	12/7/2004	BILL	55175	R	29	3624	124.97		428	1/3/2005			\$5,619.99	J	\$116,324.57	\$116,324.57	
3	1/9/2006	Bill	74066	R	32	3798	118.69		923	2/1/2006			\$7,762.32	J	\$53,109.84	\$53,109.84	
4	2/7/2006	Bill	580	R	30	4143	138.1		730	3/3/2006			\$9,001.75	J	\$62,889.26	\$62,889.26	
5	12/3/2007	TAXIMP						0					\$88.47	I	\$136,607.42	\$136,607.42	
6	5/30/2009	LPC						0					\$2,315.57	F	\$215,263.12	\$215,263.12	1.09%
7	7/1/2009	LPC						0					\$2,317.85	F	\$217,732.67	\$217,732.67	1.08%
8	8/1/2009	LPC						0					\$2,321.02	F	\$220,264.92	\$220,264.92	1.06%
9	8/31/2009	LPC						0					\$2,324.71	F	\$222,836.09	\$222,836.09	1.05%
10	9/30/2009	LPC						0					\$2,328.27	F	\$225,401.28	\$225,401.28	1.04%
11	10/31/2009	LPC						0					\$2,333.41	F	\$228,077.25	\$228,077.25	1.03%
12	12/1/2009	LPC						0					\$2,339.76	F	\$230,840.79	\$230,840.79	1.02%
13	1/1/2010	LPC						0					\$2,352.08	F	\$234,014.36	\$234,014.36	1.02%
14	1/30/2010	LPC						0					\$2,364.94	F	\$237,236.40	\$237,236.40	1.01%
15	2/27/2010	LPC						0					\$2,379.45	F	\$240,583.28	\$240,583.28	1.00%
16	3/31/2010	LPC						0					\$2,389.32	F	\$243,630.14	\$243,630.14	0.99%
17	4/30/2010	LPC						0					\$2,394.70	F	\$246,383.79	\$246,383.79	0.98%
18	5/29/2010	LPC						0					\$2,396.91	F	\$248,927.94	\$248,927.94	0.97%
19	6/30/2010	LPC						0					\$2,397.68	F	\$251,377.40	\$251,377.40	0.96%
20	7/30/2010	LPC						0					\$2,398.56	F	\$253,834.15	\$253,834.15	0.95%
21	8/31/2010	LPC						0					\$2,399.35	F	\$256,286.37	\$256,286.37	0.95%
22	9/30/2010	LPC						0					\$2,400.17	F	\$258,740.91	\$258,740.91	0.94%
23	10/29/2010	LPC						0					\$2,401.18	F	\$261,209.62	\$261,209.62	0.93%
24	11/30/2010	LPC						0					\$2,403.19	F	\$263,747.01	\$263,747.01	0.92%
25	1/1/2011	LPC						0					\$2,409.90	F	\$266,603.87	\$266,603.87	0.91%
26	2/1/2011	LPC						0					\$2,427.89	F	\$270,231.11	\$270,231.11	0.91%
27	2/28/2011	LPC						0					\$2,453.25	F	\$274,375.00	\$274,375.00	0.90%
28	3/31/2011	LPC						0					\$2,470.51	F	\$277,996.54	\$277,996.54	0.90%
29	4/30/2011	LPC						0					\$2,485.71	F	\$281,495.61	\$281,495.61	0.89%
30	5/31/2011	LPC						0					\$2,492.60	F	\$284,297.04	\$284,297.04	0.88%
31	6/30/2011	LPC						0					\$2,494.47	F	\$286,915.83	\$286,915.83	0.88%
32	7/30/2011	LPC						0					\$2,495.62	F	\$289,488.20	\$289,488.20	0.87%
33	8/31/2011	LPC						0					\$2,496.72	F	\$292,023.05	\$292,023.05	0.86%
34	9/30/2011	LPC						0					\$2,498.05	F	\$294,609.55	\$294,609.55	0.86%
35	10/31/2011	LPC						0					\$2,500.05	F	\$297,242.91	\$297,242.91	0.85%
36	11/30/2011	LPC						0					\$2,502.86	F	\$299,933.38	\$299,933.38	0.84%
37	12/31/2011	LPC						0					\$2,514.57	F	\$303,228.67	\$303,228.67	0.84%
38	1/31/2012	LPC						0					\$2,527.29	F	\$306,603.60	\$306,603.60	0.83%
39	2/29/2012	LPC						0					\$2,543.64	F	\$310,237.14	\$310,237.14	0.83%
40	3/31/2012	LPC						0					\$2,555.41	F	\$313,577.74	\$313,577.74	0.82%
41	5/1/2012	LPC						0					\$2,561.06	F	\$316,515.47	\$316,515.47	0.82%
42	8/22/2012	CANP						0					\$114.82	H	\$178.70	\$178.70	
43	8/22/2012	CANP						0					\$35.81	H	\$214.51	\$214.51	
44	8/22/2012	PAYCAN						0					\$0.00	H	\$214.51	\$214.51	
45	8/22/2012	CANP						0					\$35.33	H	\$249.84	\$249.84	
46	9/4/2012	XFER						0					(\$47.09)	C	\$202.75	\$202.75	
47	10/2/2012	LPC						0					\$2.10	F	\$281.51	\$281.51	0.75%
48	11/6/2012	LPC						0					\$3.38	F	\$369.78	\$369.78	0.92%
49	12/6/2012	LPC						0					\$5.75	F	\$533.46	\$533.46	1.09%
50	1/5/2013	LPC						0					\$14.97	F	\$1,163.59	\$1,163.59	1.30%

SIMON GARDEN REALTY CO
 6731 MUSGRAVE ST Apt B PHII, PA 191192168

From Date 1/1/2004
 Account Number 539547187

To Date 10/26/2012
 SA Number 8569221065

Meter 2035831

STATEMENT


Dispute NO.	Transaction		Reading		# of Days	Average CCF Usage	Heating CCF/Days	DOD's	Payment Type	Due Date	Transaction Amount	DISPUTE CODE	Current Balance	Actual Balance	% Calculated LPC assessed Current Balance	
	Date	Type	Reading	Code												
51	2/5/2013	LPC														1.37%
52	3/6/2013	LPC														1.41%
53	4/4/2013	LPC														1.43%
54	5/4/2013	LPC														1.43%
55	6/6/2013	LPC														1.41%
56	7/3/2013	LPC														1.39%
57	8/6/2013	LPC														1.38%

1052

FedEx Package
Express **US Airbill**

FedEx
Tracking
Number

8042 4033 9656



fedex.com 1.800.GoFedEx 1.800.463.3339

1 From Please print and press hard.

Date **10/9/13**

Sender's FedEx
Account Number

SENDER'S ID# **23934050843VLY**

Sender's Name **Francine Boone, Esq**

Phone **(215) 938-6665**

Company **SBG MANAGEMENT**

Address **1075 RYDAL RD # 325**

Dept./Floor/Suite/Floor

City **RYDAL**

State **PA**

ZIP **19046-1711**

2 Your Internal Billing Reference

First 24 characters will appear on invoice.

OPTIONAL

3 To

Recipient's Name **Laureto Farnas, Esq.**

Phone **215, 684-6798**

Company **PGW**

Address **800 W. Montgomery Ave**

We cannot deliver to P.O. boxes or P.O. ZIP codes.

Dept./Floor/Suite/Floor

Address **4th Floor**

Use this line for the HOLD location address or for continuation of your shipping address.

City **Philadelphia**

State **PA**

ZIP **19122**

HOLD Weekday
FedEx location address
REQUIRED. NOT available for
FedEx First Overnight.

HOLD Saturday
FedEx location address
REQUIRED. Available ONLY for
FedEx Priority Overnight and
FedEx 2Day to select locations.

4 Express Package Service

* In most locations.
NOTE: Service order has changed. Please select carefully.

Packages up to 150 lbs.
For packages over 150 lbs., use the new
FedEx Express Freight US Airbill.

Next Business Day

FedEx First Overnight
Earliest next business morning delivery to select
locations. Friday shipments will be delivered on
Monday unless SATURDAY Delivery is selected.

FedEx Priority Overnight
Next business morning. Friday shipments will be
delivered on Monday unless SATURDAY Delivery
is selected.

FedEx Standard Overnight
Next business afternoon.
Saturday Delivery NOT available.

2 or 3 Business Days

FedEx 2Day A.M.
Second business morning.
Saturday Delivery NOT available.

FedEx 2Day
Second business afternoon. Thursday shipments
will be delivered on Monday unless SATURDAY
Delivery is selected.

FedEx Express Saver
Third business day.
Saturday Delivery NOT available.

5 Packaging

* Declared value limit \$500.

FedEx Envelope*

FedEx Pak*

**FedEx
Box**

**FedEx
Tube**

Other

6 Special Handling and Delivery Signature Options

SATURDAY Delivery

NOT available for FedEx Standard Overnight, FedEx 2Day A.M., or FedEx Express Saver.

No Signature Required
Package may be left without
obtaining a signature for delivery.

Direct Signature
Someone at recipient's address
may sign for delivery. Fee applies.

Indirect Signature
If no one is available at recipient's
address, someone at a neighboring
address may sign for delivery. Fee
residential deliveries only. Fee applies.

Does this shipment contain dangerous goods?

One box must be checked.

No

Yes
As per attached
Shipper's Declaration.

Yes
Shipper's Declaration
not required.

Dry Ice
Dry ice, 3 UN 1845 _____ x _____ kg

Cargo Aircraft Only

Dangerous goods (including dry ice) cannot be shipped in FedEx packaging
or placed in a FedEx Express Drop Box.

7 Payment Bill to:

Sender
Acct. No. in Section
will be billed.

Recipient

Third Party

Credit Card

Cash/Check

FedEx Acct. No.
Credit Card No.

Exp.
Date

Total Packages

Total Weight

Total Declared Value*

lbs. \$ _____ .00

*Our liability is limited to US\$100 unless you declare a higher value. See back for details. By using this Airbill you agree to the service conditions on the back of this Airbill and in the current FedEx Service Guide, including terms that limit our liability.

611

Rev. Date 2/12 • Part #163134 • ©1994-2012 FedEx • PRINTED IN U.S.A. SRS



Learn to pack like a pro.
Go to fedex.com/packaging

PULL AND RETAIN THIS COPY BEFORE AFFIXING TO THE PACKAGE. NO POUCH NEEDED.

CERTIFICATE OF SERVICE

I HEREBY CERTIFY THAT I HAVE THIS DAY SERVED A TRUE COPY OF THE FOREGOING DOCUMENT, PHILADELPHIA GAS WORKS' OBJECTION TO THE COMPLAINANTS' INTERROGATORIES AND REQUESTS FOR PRODUCTION OF DOCUMENTS, Set II, save No. 41 UPON THE PARTICIPANTS LISTED BELOW, IN ACCORDANCE WITH THE REQUIREMENTS OF 52 PA CODE §§1.54 and 5.342(c) (RELATING TO SERVICE BY A PARTICIPANT).

Service List

For Complainants:

Francine Thornton Boone, Esq.
SBG Management Services, Inc.
702 N. Marshall Street
Philadelphia, PA 19123

& by e-mail: fboone@sbgmanagement.com

Mr. Philip Pulley
Ms. Kathy Treadwell
SBG Management Services, Inc.
P.O. Box 459
Abington, PA 19001

& by e-mail: phil@sbgmanagement.com
ktreadwell@sbgmanagement.com

October 21, 2013

RECEIVED

OCT 21 2013

**PA PUBLIC UTILITY COMMISSION
SECRETARY'S BUREAU**



Laureto Farinas, Esquire
Philadelphia Gas Works
800 W. Montgomery Avenue
Philadelphia, PA 19122
(215) 684-6982

FedEx Package
Express US Airbill

FedEx
Tracking
Number

8026 9840 6385

SPH1

Form
ID No. 0215

Recipient's Copy

1. From

Date 10.21.13

Sender's Name Louise Farinas Edg Phone 215 684 6982

Company PHILADELPHIA GAS WORKS

Address 800 W MONTGOMERY AVE

City PHILADELPHIA State PA ZIP 19122-2898

2 Your Internal Billing Reference

3 To

Recipient's Name Sec Rosemary Chianetta Phone _____

Company PA PUC

Address 400 North Street

We cannot deliver to PO boxes or P.O. ZIP codes.

Address Commonwealth Keystone Bldg

Use this line for the HOLD location address or for continuation of your shipping address.

City Philadelphia State PA ZIP 19105

H

0104714559

HOLD Weekday
FedEx location address
REQUIRED. NOT available for
FedEx First Overnight.

HOLD Saturday
FedEx location address
REQUIRED. Available ONLY for
FedEx Priority Overnight and
FedEx 2Day to select locations.



8026 9840 6385

4 Express Package Service * To most locations.
NOTE: Service order has changed. Please select carefully.

Packages up to 150 lbs.
For packages over 150 lbs., use the
FedEx Express Freight US Airbill.

Next Business Day	2 or 3 Business Days
<input type="checkbox"/> FedEx First Overnight Earliest next business morning delivery to select locations. Friday shipments will be delivered on Monday unless SATURDAY Delivery is selected.	<input type="checkbox"/> FedEx 2Day A.M. Second business morning * Saturday Delivery NOT available.
<input type="checkbox"/> FedEx Priority Overnight Next business morning * Friday shipments will be delivered on Monday unless SATURDAY Delivery is selected.	<input type="checkbox"/> FedEx 2Day Second business afternoon * Thursday shipments will be delivered on Monday unless SATURDAY Delivery is selected.
<input checked="" type="checkbox"/> FedEx Standard Overnight Next business afternoon * Saturday Delivery NOT available.	<input type="checkbox"/> FedEx Express Saver Third business day * Saturday Delivery NOT available.

5 Packaging * Declared value limit \$500

FedEx Envelope* FedEx Pak* FedEx Box FedEx Tube Other

6 Special Handling and Delivery Signature Options

SATURDAY Delivery
NOT available for FedEx Standard Overnight, FedEx 2Day A.M., or FedEx Express Saver

No Signature Required
Package may be left without obtaining a signature for delivery.

Direct Signature
Someone at recipient's address may sign for delivery. Fee applies.

Indirect Signature
If no one is available at recipient's address, someone at a neighboring address may sign for delivery. For residential deliveries only. Fee applies.

Does this shipment contain dangerous goods?

One box must be checked.

No Yes As per attached Shipper's Declaration Yes Shipper's Declaration not required

Dangerous goods (including dry ice) cannot be shipped in FedEx packaging or placed in a FedEx Express Drop Box.

Dry Ice Dry Ice, 9, UN 1845 _____ kg

Cargo Aircraft Only

7 Payment Bill to:

Enter FedEx Acct. No. or Credit Card No. below. Obtain recip. Acct. No.

Sender Acct. No. in Section 1 will be billed Recipient Third Party Credit Card Cash/Check

Total Packages _____ Total Weight _____ lb.

Credit Card Auth. _____

*Our liability is limited to US\$100 unless you declare a higher value. See the current FedEx Service Guide for details.



fedex.com 1800.GoFedEx 1800.463.3339

fedex.com 1800.GoFedEx 1800.463.3339