

CAPTION SHEET

BASE MANAGEMENT SYSTEM

1. REPORT DATE: 00/00/00	:	
2. BUREAU: FUS	:	
3. SECTION(S):	:	4. PUBLIC MEETING DATE:
5. APPROVED BY:	:	00/00/00
DIRECTOR:	:	
SUPERVISOR:	:	
6. PERSON IN CHARGE:	:	7. DATE FILED: 12/01/06
8. DOCKET NO: A-125149	:	9. EFFECTIVE DATE: 00/00/00

PARTY/COMPLAINANT:

RESPONDENT/APPLICANT: CENTERPOINT ENERGY SERVICES INC

COMP/APP COUNTY:

UTILITY CODE: 125149

ALLEGATION OR SUBJECT

APPLICATION OF CENTERPOINT ENERGY SERVICES, INC. FOR APPROVAL TO OFFER, RENDER FURNISH OR AS A SUPPLIER OF NATURAL GAS TO THE PUBLIC IN THE COMMONWEALTH OF PENNSYLVANIA.

DOCKETED
DEC 29 2006

**DOCUMENT
FOLDER**

Hawke
 Mckeon
 Sniscak &
 Kennard LLP
ATTORNEYS AT LAW

William T. Hawke
Kevin J. McKeon
Thomas J. Sniscak
Norman James Kennard
Lillian Smith Harris
Scott T. Wyland
Todd S. Stewart
Craig R. Burgraff

Steven D. Snyder
Janet L. Miller
Steven K. Haas
William E. Lehman
Rikardo J. Hull
Katherine E. Lovette
Amy A. Whitney

100 North Tenth Street, Harrisburg, PA 17101 Phone: 717.236.1300 Fax: 717.236.4841 www.hmsk-law.com

December 1, 2006

VIA HAND DELIVERY

James J. McNulty, Secretary
Pennsylvania Public Utility Commission
Commonwealth Keystone Building
400 North Street – Filing Room (2 North)
P.O. Box 3265
Harrisburg, PA 17105-3265

ORIGINAL

SECRETARY'S BUREAU
2006 DEC -1 PM 4:09


RE: Application of CenterPoint Energy Services, Inc., for License as Natural Gas Supplier in the Commonwealth of Pennsylvania; Docket No. A-125149

Dear Secretary McNulty:

Enclosed for filing with the Commission are the original and three (3) copies of the Application of CenterPoint Energy Services, Inc., for License as Natural Gas Supplier in the Commonwealth of Pennsylvania as more fully described in the application. Also, enclosed is an electronic version of the application on CD and check in the amount of \$350.00 for the filing fee.

If you have any questions regarding this application, please direct them to the undersigned.

Very truly yours,



Todd S. Stewart
Counsel for CenterPoint Energy Services, Inc.

DOCUMENT FOLDER

TSS/bks
Enclosures

DOCKETED
DEC 29 2006

MAILING ADDRESS: P.O. BOX 1778 HARRISBURG, PA 17105

45

CERTIFICATE OF SERVICE

I hereby certify that I have this day served a true copy of the foregoing document upon the parties, listed below, in accordance with the requirements of 52 Pa. Code § 1.54 (relating to service by a party).

VIA ELECTRONIC MAIL

Irwin A. Popowsky
Office of Consumer Advocate
5th Floor, Forum Place
555 Walnut Street
Harrisburg, PA 17120-1921

William R. Lloyd, Jr.
Office of Small Business Advocate
Commerce Building
Suite 1102
300 North Second Street
Harrisburg, PA 17101

Office of Attorney General
Bureau of Consumer Protection
Strawberry Square, 14th Floor
Harrisburg, PA 17120

Commonwealth of Pennsylvania
Department of Revenue
Borough of Compliance
Harrisburg, PA 17128-0946

Curtis L. Rounds
PPL Gas Utilities Corporation
555 Camaro Road
Quarryville, PA 17566

Chris Brown
UGI Corporation
P.O. Box 12677
Reading, PA 15222


Jerald Moody
Equitable Gas Company
225 North Shore Drive
Pittsburgh, PA 15212-5352

Erich Evans
Columbia Gas of Pennsylvania, Inc.
200 Civic Center Drive
Columbus, OH 43215

Kevin Carrabine
PECO
300 Front Street, Building 2
Consohocken, PA 19428

SECRETARY'S BUREAU

2006 DEC -1 PM 4:09



Todd S. Stewart

Dated this 1st day of December, 2006.

A-125149

BEFORE THE PENNSYLVANIA PUBLIC UTILITY COMMISSION

Application of CenterPoint Energy Services, Inc. d/b/a CenterPoint Energy Services, Inc. for approval to offer, render, furnish, or as a(n) ~~as specified in item #8 below~~ to the public in the Commonwealth of Pennsylvania.
Supplier of Natural Gas

To the Pennsylvania Public Utility Commission:

1. **IDENTITY OF THE APPLICANT:** The name, address, telephone number, and FAX number of the Applicant are:

CenterPoint Energy Services, Inc.
800 LaSalle Avenue, Suite 1725
Minneapolis, MN 55402
(612) 321-5099
(612) 321-5081 Fax

ORIGINAL

Please identify any predecessor(s) of the Applicant and provide other names under which the Applicant has operated within the preceding five (5) years, including name, address, and telephone number.

Reliant Energy Retail, Inc. and CenterPoint Energy Gas Marketing, Inc.
1111 Louisiana 1111 Louisiana
Houston, TX 77002 Houston, TX 77002
(713) 207-1111 (713) 207-1111

2. a. **CONTACT PERSON:** The name, title, address, telephone number, and FAX number of the person to whom questions about this Application should be addressed are:

Eric Sullivan, Division Vice President
800 LaSalle Ave., Ste. 1725
Minneapolis, MN 55402 Telephone: (612) 321-5099; Fax: (612) 321-5081

b. **CONTACT PERSON-PENNSYLVANIA EMERGENCY MANAGEMENT AGENCY:** The name, title, address telephone number and FAX number of the person with whom contact should be made by PEMA:

SAME AS 2a.

3.a. **ATTORNEY:** If applicable, the name, address, telephone number, and FAX number of the Applicant's attorney are:

James Beste
1111 Louisiana, Suite. 2177
Houston, TX 77002
Telephone: (713) 207-5604
Facsimile: (713) 207-0101

DOCKETED
DEC 29 2006

DOCUMENT FOLDER

SECRETARY'S BUREAU
2008 DEC -1 PM 4:09

- b. **REGISTERED AGENT:** If the Applicant does not maintain a principal office in the Commonwealth, the required name, address, telephone number and FAX number of the Applicant's Registered Agent in the Commonwealth are:

Registered Agent:
CT Corporation System
1515 Market Street
Pennsylvania, PA 19102

4. **FICTITIOUS NAME:** (select and complete appropriate statement)

The Applicant will be using a fictitious name or doing business as ("d/b/a"):

Attach to the Application a copy of the Applicant's filing with the Commonwealth's Department of State pursuant to 54 Pa. C.S. §311, Form PA-953.

or

The Applicant will not be using a fictitious name.

5. **BUSINESS ENTITY AND DEPARTMENT OF STATE FILINGS:** (select and complete appropriate statement)

The Applicant is a sole proprietor.

If the Applicant is located outside the Commonwealth, provide proof of compliance with 15 Pa. C.S. §4124 relating to Department of State filing requirements.

or

The Applicant is a:

- domestic general partnership (*)
- domestic limited partnership (15 Pa. C.S. §8511)
- foreign general or limited partnership (15 Pa. C.S. §4124)
- domestic limited liability partnership (15 Pa. C.S. §8201)
- foreign limited liability general partnership (15 Pa. C.S. §8211)
- foreign limited liability limited partnership (15 Pa. C.S. §8211)

Provide proof of compliance with appropriate Department of State filing requirements as indicated above.

Give name, d/b/a, and address of partners. If any partner is not an individual, identify the business nature of the partner entity and identify its partners or officers.

- * If a corporate partner in the Applicant's domestic partnership is not domiciled in Pennsylvania, attach a copy of the Applicant's Department of State filing pursuant to 15 Pa. C.S. §4124.

or

- The Applicant is a :
- domestic corporation (none)
 - foreign corporation (15 Pa. C.S. §4124)
 - domestic limited liability company (15 Pa. C.S. §8913)
 - foreign limited liability company (15 Pa. C.S. §8981)
 - Other _____

Provide proof of compliance with appropriate Department of State filing requirements as indicated above. Additionally, provide a copy of the Applicant's Articles of Incorporation.

Give name and address of officers.

See Attachment for Question No. 5

The Applicant is incorporated in the state of Delaware.

6. **AFFILIATES AND PREDECESSORS WITHIN PENNSYLVANIA:** (select and complete appropriate statement)

- Affiliate(s) of the Applicant doing business in Pennsylvania are:

Arkla Industries, Inc.; CenterPoint Energy Pipeline Services, Inc.; National Furnace Company
Give name and address of the affiliate(s) and state whether the affiliate(s) are jurisdictional public utilities.

See Attachment for Question No. 6

- Does the Applicant have any affiliation with or ownership interest in:
- (a) any other Pennsylvania retail natural gas supplier licensee or licensee applicant,
 - (b) any other Pennsylvania retail licensed electric generation supplier or license applicant,
 - (c) any Pennsylvania natural gas producer and/or marketer,
 - (d) any natural gas wells or
 - (e) any local distribution companies (LDCs) in the Commonwealth

If the response to parts a, b, c, or d above is affirmative, provide a detailed description and explanation of the affiliation and/or ownership interest.

- Provide specific details concerning the affiliation and/or ownership interests involving:
- (a) any natural gas producer and/or marketers,
 - (b) any wholesale or retail supplier or marketer of natural gas, electricity, oil, propane or other energy sources.

- Provide the Pa PUC Docket Number if the applicant has ever applied:
- (a) for a Pennsylvania Natural Gas Supplier license, or

(b) for a Pennsylvania Electric Generation Supplier license.

- If the Applicant or an affiliate has a predecessor who has done business within Pennsylvania, give name and address of the predecessor(s) and state whether the predecessor(s) were jurisdictional public utilities.

Reliant Energy Retail, Inc.
1111 Louisiana
Houston, TX 77002

This company was not a jurisdictional public utility.

or

- The Applicant has no affiliates doing business in Pennsylvania or predecessors which have done business in Pennsylvania.

7. **APPLICANT'S PRESENT OPERATIONS:** (select and complete the appropriate statement)

- The Applicant is presently doing business in Pennsylvania as a
- natural gas interstate pipeline.
 - municipal providing service outside its municipal limits.
 - local gas distribution company
 - retail supplier of natural gas services in the Commonwealth
 - a natural gas producer
 - Other. (Identify the nature of service being rendered.)

or

- The Applicant is not presently doing business in Pennsylvania.

8. **APPLICANT'S PROPOSED OPERATIONS:** The Applicant proposes to operate as a:

- supplier of natural gas services.
- Municipal supplier of natural gas services.
 - Cooperative supplier of natural gas services.
 - Broker/Marketer engaged in the business of supplying natural gas services.
 - Aggregator engaged in the business of supplying natural gas services.
 - Other (Describe):

9. **PROPOSED SERVICES:** Generally describe the natural gas services which the Applicant proposes to offer. Wholesale and/ or retail natural gas sales to industrial and commercial customers.

10. **SERVICE AREA:** Generally describe the geographic area in which Applicant proposes to offer services.

Applicant proposes to offer services in the geographic areas served by the following natural gas distribution companies: PPL Gas Utilities Corporation, UGI, Equitable Gas Company, PECO and Columbia Gas of PA, Inc. Applicant may wish to expand in the future the geographic area in which it offers services after obtaining any necessary PUC authorization.

11. **CUSTOMERS:** Applicant proposes to initially provide services to:

- Residential Customers
- Commercial Customers - (Less than 6,000 Mcf annually)
- Commercial Customers - (6,000 Mcf or more annually)
- Industrial Customers
- Governmental Customers
- All of above
- Other (Describe):

12. **START DATE:** The Applicant proposes to begin delivering services on December 1, 2006 (approximate date).

13. **NOTICE:** Pursuant to Section 5.14 of the Commission's Regulations, 52 Pa. Code §5.14, serve a copy of the signed and verified Application with attachments on the following:

Irwin A. Popowsky
Office of Consumer Advocate
5th Floor, Forum Place
555 Walnut Street
Harrisburg, PA 17120-1921

Office of the Attorney General
Bureau of Consumer Protection
Strawberry Square, 14th Floor
Harrisburg, PA 17120

William R. Lloyd, Jr.
Commerce Building, Suite 1102
Small Business Advocate
300 North Second Street
Harrisburg, PA 17101

Commonwealth of Pennsylvania
Department of Revenue
Bureau of Compliance
Harrisburg, PA 17128-0946

Any of the following Natural Gas Distribution Companies through whose transmission and distribution facilities the applicant intends to supply customers:

<p>NUI Valley Cities Gas (NUI Transportation Services) Mike Vogel PO Box 3175 Union, NJ 07083-1975 PH: 908.289.5000 ext. 5441 FAX: 908.289.6444</p>	<p>National Fuel Gas Distribution Corp. Paul R. Mundy 10 Lafayette Square Buffalo, NY 14203 PH: 716.857.7756 FAX: 716.857.7479 e-mail: mundyp@natfuel.com</p>
<p>PPL Gas Utilities Corporation Curtis L. Rounds <u>or</u> Edward L. Farber 555 Camargo Road Quarryville, PA 17566 PH: 717.519.2922 717.519.2923 FAX: 717.806.1907 717.806.1907 e-mail: clounds@pplweb.com <u>or</u> elfarber@pplweb.com</p>	<p>The Peoples Natural Gas Company Joe Gregorini <u>or</u> Bill McKeown 625 Liberty Avenue Pittsburgh, PA 15222 e-mail: jgregorini@png.cng.com PH: 412.497.6851 <u>or</u> 412.497.6840 FAX: 412.497.6630</p>
<p>T. W. Phillips Gas and Oil Company Robert M. Hovanec 205 North Main Street Butler, PA 16001 PH: 724.287.2725 FAX: 724.287.5021 e-mail: rhovanec@twphillips.com</p>	<p>UGI Chris Brown <u>or</u> Bob Krieger PO Box 12677 <u>or</u> 225 Morgantown Rd Reading, PA 15222 Reading, PA 15222 PH: 610.796.3425 PH: 610.796.3516 FAX: 610.796.3559</p>
<p>PG Energy Richard N. Marshall <u>or</u> Wendy K. Saxe One PEI Center Wilkes-Barre, PA 18711-0601 e-mail: marshall@pgenergy.com <u>or</u> saxe@pgenergy.com PH: 570.829.8795 FAX: 570.829.8652</p>	<p>Equitable Gas Company Jerald Moody 225 North Shore Drive Pittsburgh, PA 15212-5352 PH: 412.395.3209 FAX: 412.395.3335</p>
<p>Carnegie Natural Gas Company Donald A. Melzer 800 Regis Avenue Pittsburgh, PA 19236 PH: 412.655.8510 ext. 331 FAX: 412.655.0335</p>	<p>Columbia Gas of PA, Inc. Erich Evans <u>or</u> Heather Bauer 200 Civic Center Drive Columbus, OH 43215 PH: 614.460.6254 <u>or</u> 614.460.5554 FAX: 614.460.4291</p>
<p>Philadelphia Gas Works Eric Burgis 800 West Montgomery Avenue Philadelphia, PA 19122 email: eric.burgis@pgworks.com PH: 215.684.6907 FAX: 215.684.6564</p>	<p>PECO Kevin Carrabine 300 Front Street Building 2 Conshohocken, PA 19428 PH: 610.832.6413</p>

Pursuant to Sections 1.57 and 1.58 of the Commission's Regulations, 52 Pa. Code §§1.57 and 1.58, attach Proof of Service of the Application and attachments upon the above named parties. Upon review of the Application, further notice may be required pursuant to Section 5.14 of the Commission's Regulations, 52 Pa. Code §5.14.

14. **TAXATION:** Complete the TAX CERTIFICATION STATEMENT attached as Appendix ^AB to this application.

15. **COMPLIANCE:** State specifically whether the Applicant, an affiliate, a predecessor of either, or a person identified in this Application has been convicted of a crime involving fraud or similar activity. Identify all proceedings, by name, subject and citation, dealing with business operations, in the last five (5) years, whether before an administrative body or in a judicial forum, in which the Applicant, an affiliate, a predecessor of either, or a person identified herein has been a defendant or a respondent. Provide a statement as to the resolution or present status of any such proceedings.

N/A

16. **STANDARDS, BILLING PRACTICES, TERMS AND CONDITIONS OF PROVIDING SERVICE AND CONSUMER EDUCATION:** All services should be priced in clearly stated terms to the extent possible. Common definitions should be used. All consumer contracts or sales agreements should be written in plain language with any exclusions, exceptions, add-ons, package offers, limited time offers or other deadlines prominently communicated. Penalties and procedures for ending contracts should be clearly communicated.

a. **Contacts for Consumer Service and Complaints:** Provide the name, title, address, telephone number and FAX number of the person and an alternate person responsible for addressing customer complaints. These persons will ordinarily be the initial point(s) of contact for resolving complaints filed with Applicant, the Distribution Company, the Pennsylvania Public Utility Commission or other agencies.

See Attachment to Question 16a.

b. Provide a copy of all standard forms or contracts that you use, or propose to use, for service provided to residential customers.

N/A

c. If proposing to serve Residential and/or Small Commercial customers, provide a disclosure statement. A sample disclosure statement is provided as Appendix B to this Application.

N/A

17. **FINANCIAL FITNESS:**

A. Applicant shall provide sufficient information to demonstrate financial fitness commensurate with the service proposed to be provided. Examples of such information which may be submitted include the following:

- Actual (or proposed) organizational structure including parent, affiliated or subsidiary companies.
- Published parent company financial and credit information.
- Applicant's balance sheet and income statement for the most recent fiscal year. Published financial information such as 10K's and 10Q's may be provided, if available.
- Evidence of Applicant's credit rating. Applicant may provide a copy of its Dun and Bradstreet Credit Report and Robert Morris and Associates financial form or other independent financial service reports.
- A description of the types and amounts of insurance carried by Applicant which are specifically intended to provide for or support its financial fitness to perform its obligations as a licensee.

- Audited financial statements

- Such other information that demonstrates Applicant's financial fitness.

See Attachment to Question 17A.

B. Applicant must provide the following information:

- Identify Applicant's chief officers including names and their professional resumes.

- Provide the name, title, address, telephone number and FAX number of Applicant's custodian for its accounting records.

- See Attachment to Question 17B.

18. **TECHNICAL FITNESS:** To ensure that the present quality and availability of service provided by natural gas utilities does not deteriorate, the Applicant shall provide sufficient information to demonstrate technical fitness commensurate with the service proposed to be provided. Examples of such information which may be submitted include the following:

- The identity of the Applicant's officers directly responsible for operations, including names and their professional resumes.
- A copy of any Federal energy license currently held by the Applicant.
- Proposed staffing and employee training commitments.
- Business plans.

See Attachment to Question No. 18

19. **TRANSFER OF LICENSE:** The Applicant understands that if it plans to transfer its license to another entity, it is required to request authority from the Commission for permission prior to transferring the license. See 66 Pa. C.S. Section 2208(D). Transferee will be required to file the appropriate licensing application.

20. **UNIFORM STANDARDS OF CONDUCT AND DISCLOSURE:** As a condition of receiving a license, Applicant agrees to conform to any Uniform Standards of Conduct and Disclosure as set forth by the Commission.

21. **REPORTING REQUIREMENTS:** Applicant agrees to provide the following information to the Commission or the Department of Revenue, as appropriate:

- a. Reports of Gross Receipts: Applicant shall report its Pennsylvania intrastate gross receipts to the Commission on an annual basis no later than 30 days following the end of the calendar year.

Applicant will be required to meet periodic reporting requirements as may be issued by the Commission to fulfill the Commission's duty under Chapter 22 pertaining to reliability and to inform the Governor and Legislature of the progress of the transition to a fully competitive natural gas market.

22. **FURTHER DEVELOPMENTS:** Applicant is under a continuing obligation to amend its application if substantial changes occur in the information upon which the Commission relied in approving the original filing.

23. **FALSIFICATION:** The Applicant understands that the making of false statement(s) herein may be grounds for denying the Application or, if later discovered, for revoking any authority granted pursuant to the Application. This Application is subject to 18 Pa. C.S. §§4903 and 4904, relating to perjury and falsification in official matters.

24. **FEE:** The Applicant has enclosed the required initial licensing fee of \$350.00 payable to the Commonwealth of Pennsylvania.

Applicant: CenterPoint Energy Services, Inc.

By: Ben J. Reese

Title: Senior Vice President

AFFIDAVIT

[Commonwealth/State] of Minnesota :

: ss.

County of Hennepin :

Ben J. Reese, Affiant, being duly [sworn/affirmed] according to law, deposes and says that:

[He/she is the Senior Vice President (Office of Affiant) of CenterPoint Energy Services, Inc. (Name of Applicant);]

[That he/she is authorized to and does make this affidavit for said Applicant;]

CenterPoint Energy Services, Inc.
That _____, the Applicant herein, acknowledges that [Applicant] may have obligations pursuant to this Application consistent with the Public Utility Code of the Commonwealth of Pennsylvania, Title 66 of the Pennsylvania Consolidated Statutes; or with other applicable statutes or regulations including Emergency Orders which may be issued verbally or in writing during any emergency situations that may unexpectedly develop from time to time in the course of doing business in Pennsylvania.

CenterPoint Energy Services, Inc.
That _____, the Applicant herein, asserts that [he/she/it] possesses the requisite technical, managerial, and financial fitness to render natural gas supply service within the Commonwealth of Pennsylvania and that the Applicant will abide by all applicable federal and state laws and regulations and by the decisions of the Pennsylvania Public Utility Commission.

CenterPoint Energy Services, Inc.
That _____, the Applicant herein, certifies to the Commission that it is subject to , will pay, and in the past has paid, the full amount of taxes imposed by Articles II and XI of the Act of March 4, 1971 (P.L. 6, No. 2), known as the Tax Reform Act of 1971 and any tax imposed by Chapter 22 of Title 66. The Applicant acknowledges that failure to pay such taxes or otherwise comply with the taxation requirements of, shall be cause for the Commission to revoke the license of the Applicant. The Applicant acknowledges that it shall report to the Commission its jurisdictional natural gas sales for ultimate consumption, for the previous year or as otherwise required by the Commission. The Applicant also acknowledges that it is subject to 66 Pa. C.S. §506 (relating to the inspection of facilities and records).

Applicant, by filing of this application waives confidentiality with respect to its state tax information in the possession of the Department of Revenue, regardless of the source of the information, and shall consent to the Department of Revenue providing that information to the Pennsylvania Public Utility Commission.

CenterPoint Energy Services, Inc.
That _____, the Applicant herein, acknowledges that it has a statutory obligation to conform with 66 Pa. C.S. §506, and the standards and billing practices of 52 PA. Code Chapter 56.

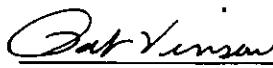
That the Applicant agrees to provide all consumer education materials and information in a timely manner as requested by the Commission's Office of Communications or other Commission bureaus. Materials and information requested may be analyzed by the Commission to meet obligations under applicable sections of the law.

That the facts above set forth are true and correct/true and correct to the best of his/her knowledge, information, and belief.




Signature of Affiant

Sworn and subscribed before me this 21st day of November, 2006



Signature of official administering oath

My commission expires 2/25/2010



AFFIDAVIT

[Commonwealth/State] of Minnesota :

: ss.

County of Hennepin :

Ben J. Reese, Affiant, being duly [sworn/affirmed] according to law, deposes and says that:

[He/she is the Senior Vice President (Office of Affiant) of CenterPoint Energy Services, Inc. (Name of Applicant);]


[That he/she is authorized to and does make this affidavit for said Applicant;]

CenterPoint Energy Services, Inc.
That _____, the Applicant herein certifies that it has caused the notice of the filing of its license application published in the following newspapers on _____:
(date)

A copy of the notice as it appeared in each of the above newspapers is attached. Noted on each copy is the newspaper section (name, number or letter), if applicable, and the page number on which the notice appeared.


CenterPoint Energy Services, Inc.
That _____, the Applicant will submit to the Commission the proof of publication from each newspaper in which notice of the application filing was published as soon as it is available.

That the facts above set forth are true and correct to the best of his/her knowledge, information, and belief, and that he/she expects said Applicant to be able to prove the same at hearing.




Signature of Affiant

Sworn and subscribed before me this 21st day of NOVEMBER, 19 2006



Signature of official administering oath

My commission expires 2/25/2010



AFFIDAVIT

[Commonwealth/State] of Minnesota :

ss.

County of Hennepin :

Ben J. Reese, Affiant, being duly [sworn/affirmed] according to law, deposes and says that:
[He/she is the Senior Vice President (Office of Affiant) of CenterPoint Energy Services, Inc. (Name of Applicant);]

[That he/she is authorized to and does make this affidavit for said Applicant;]

That the Applicant herein CenterPoint Energy Services, Inc. has the burden of producing information and supporting documentation demonstrating its technical and financial fitness to be licensed as a natural gas supplier pursuant to 66 Pa. C.S. §2208(c)(1).

That the Applicant herein CenterPoint Energy Services, Inc. has answered the questions on the application correctly, truthfully, and completely and provided supporting documentation as required.

That the Applicant herein CenterPoint Energy Services, Inc. acknowledges that it is under a duty to update information provided in answer to questions on this application and contained in supporting documents.

That the Applicant herein CenterPoint Energy Services, Inc. acknowledges that it is under a duty to supplement information provided in answer to questions on this application and contained in supporting documents as requested by the Commission.


That the facts above set forth are true and correct to the best of his/her knowledge, information, and belief, and that he/she expects said Applicant to be able to prove the same at hearing.

Ben J. Reese
Signature of Affiant

Sworn and subscribed before me this 21st day of November, 19 2006

Pat Vinson
Signature of official administering oath

My commission expires 2/25/2010



APPENDIX A

COMMONWEALTH OF PENNSYLVANIA
PUBLIC UTILITY COMMISSION

TAX CERTIFICATION STATEMENT

A completed Tax Certification Statement must accompany all applications for new licenses, renewals or transfers. Failure to provide the requested information and/or any outstanding state income, corporation, and sales (including failure to file or register) will cause your application to be rejected. If additional space is needed, please use white 8 1/2" x 11" paper. Type or print all information requested.

1. CORPORATE OR APPLICANT NAME: CENTERPOINT ENERGY SERVICES, INC

2. BUSINESS PHONE NO. (713) 207-3162 OR 713-207-8185
CONTACT PERSON(S) FOR TAX ACCOUNTS: LENNIE SISCOE / JENNIFER KENNEDY

3. TRADE/FICTITIOUS NAME (IF ANY): N/A

4. LICENSED ADDRESS (STREET, RURAL ROUTE, P.O. BOX NO.) (POST OFFICE) STATE (ZIP)
1111 LOUISIANA HOUSTON TX 77002

5. TYPE OF ENTITY SOLE PROPRIETOR PARTNERSHIP CORPORATION

8. LIST OWNER(S), GENERAL PARTNERS, OR CORPORATE OFFICER(S)

NAME (PRINT) <u>WAYNE D. STINNETT, JR.</u>	SOCIAL SECURITY NUMBER (OPTIONAL) [] [] [] - [] [] [] - [] [] [] []
NAME (PRINT) <u>BENJAMIN J. REESE</u>	SOCIAL SECURITY NUMBER (OPTIONAL) [] [] [] - [] [] [] - [] [] [] []
NAME (PRINT) <u>EDWIN J. SPIEGEL</u>	SOCIAL SECURITY NUMBER (OPTIONAL) [] [] [] - [] [] [] - [] [] [] []
NAME (PRINT) <u>MARC KILBRIDE</u>	SOCIAL SECURITY NUMBER (OPTIONAL) [] [] [] - [] [] [] - [] [] [] []
NAME (PRINT) <u>JAMES G. BESTE</u>	SOCIAL SECURITY NUMBER (OPTIONAL) [] [] [] - [] [] [] - [] [] [] []

9. LIST THE FOLLOWING STATE TAX IDENTIFICATION NUMBERS. (ALL ITEMS: A, B, AND C MUST BE COMPLETED)

A. SALES TAX LICENSE (8 DIGITS)	APPLICATION PENDING <input type="checkbox"/> N/A <input type="checkbox"/>	C. CORPORATE BOX NUMBER (7 DIGITS)	APPLICATION PENDING <input type="checkbox"/> N/A <input type="checkbox"/>
<u>83-54886-9</u>	<input type="checkbox"/>	<u>2721033</u>	<input type="checkbox"/>
B. EMPLOYER ID (EIN) (9 DIGITS)	APPLICATION PENDING <input type="checkbox"/> N/A <input type="checkbox"/>		
<u>72-11309319</u>	<input type="checkbox"/>		

10. Do you have PA employees either resident or non-resident? YES NO

11. Do you own any assets or have an office in PA? YES NO

NAME AND PHONE NUMBER OF PERSON(S) RESPONSIBLE FOR FILING TAX RETURNS

LENNIE SISCOE DINNY TAN JENNIFER KENNEDY
PA SALES AND USE TAX EMPLOYER TAXES CORPORATE TAXES

PHONE 713-207-3162 PHONE 713-207-3109 PHONE 713-207-8185

Telephone inquiries about this form may be directed to the Pennsylvania Department of Revenue at the following numbers:
(717) 772-2673, TDD# (717) 772-2252 (Hearing Impaired Only)

Attachment A Appendix B

Sample Disclosure Statement Format for Natural Gas Suppliers

This is an agreement for natural gas services, between NGS name and customer's name and full address.

Background

We at NGS Company Name are licensed by the Pennsylvania Public Utility Commission to offer and supply natural gas services in Pennsylvania. Our PUC license number is A-110XXX.

- We set the prices and charges that you pay. The Public Utility Commission regulates distribution or delivery prices and services. The Federal Energy Regulatory Commission regulates interstate pipeline prices and services.
- If you ask us, we can bill you directly for our service.
- Right of Recision - You may cancel this agreement at any time before midnight of the third business day after receiving this disclosure.

Definitions

- Interstate Pipeline Charges - Charges for moving natural gas to the distribution lines of a distribution company.
- Nonbasic Charges - *Define each nonbasic service being offered.*

Terms of Service

1. (a) **Basic Service Prices** - *Itemize Basic Services you are billing for and their prices.*

You will pay rate per (Mcf/Dth/ccf) for the commodity of natural gas.
Suppliers are to include any variable pricing conditions and limits, if charging a variable rate.

You will pay rate per (Mcf/Dth/ccf) for other natural gas service.
Suppliers are to include transmission service prices if billed.

- (b) **Nonbasic Service Prices** - *Itemize Nonbasic Services you are offering and their prices.*
2. **Length of Agreement**

You will buy your natural gas services for the above street address from company's name beginning date through date of expiration, if any.

3. **Special Terms and Conditions** - *List and explain all that apply.*

Sign-up bonuses
Add-ons
Limited time offers
Other Sales Promotions
Exclusions

4. **Special Services** - *Provide explanation of price, terms and conditions, including advanced metering deployment, if applicable.*

5. **Penalties, Fees and Exceptions** - List any that apply including a late payment charge. The print size for this section must be larger than the print in the rest of the agreement.

6. **Cancellation Provisions** - This category may consist of both customer initiated cancellation provisions and supplier initiated cancellation provisions.

7. **Renewal Provision** - If this is a fixed term agreement with automatic renewal, explain the procedure here.

8. **Agreement Expiration/Change in Terms**

If you have a fixed term agreement with us and it is approaching the expiration date or if we propose to change our terms of service, we will send you written notice in each of our last three bills or in separate mailings before either the expiration date or the effective date of the changes. We will explain your options in these three advance notices.

9. **Dispute Procedures**

Contact us with any questions concerning our terms of service. You may call the PUC if you are not satisfied after discussing your terms with us.

10. **Contact Information**

Supplier Name: _____

Address: _____

Phone Number: _____

Internet Address: _____

Distribution Company Name: _____

Provider of Last Resort Name: _____

Address: _____

Phone Number: _____

Public Utility Commission (PUC)
Address: P.O. Box 3265 Harrisburg, PA 17105-3265

Natural Gas Competition Hotline Number: 1-888-xxx-xxxx

Universal Service Program Name: _____

Phone Number: _____

**PENNSYLVANIA
PUBLIC UTILITY COMMISSION
NOTICE**

*Application of **CenterPoint Energy Services, Inc.** For Approval To Offer, Render, Furnish Natural Gas Supply Services as a Marketer/ Broker or Aggregator Engaged In The Business Of Supplying Natural Gas Supply Services, To The Public In The Commonwealth Of Pennsylvania, Docket No. _____.*

On November, __, 2006, CenterPoint Energy Services filed an application with the Pennsylvania Public Utility Commission ("PUC") for a license to provide natural gas supply services as (1) a supplier of natural gas, (2) a broker/ marketer engaged in the business of supplying natural gas, and (3) an aggregator engaged in the business of providing natural gas supply services. CenterPoint Energy Services, Inc. proposes to sell natural gas and related services throughout all of Pennsylvania under the provisions of the new Natural Gas Choice and Competition Act.

The PUC may consider this application without a hearing. Protests directed to the technical or financial fitness of CenterPoint Energy Services, Inc. may be filed within 15 days of the date of this notice with the Secretary of the PUC, P.O. Box 3265, Harrisburg, PA 17105-3265. You should send copies of any protest to CenterPoint Energy Services, Inc. attorney at the address listed below. Please include the PUC's "docket number" on any correspondence, which is _____

By and through Counsel: James G. Beste
CenterPoint Energy Services, Inc.
1111 Louisiana, Suite 2177
Houston, TX 77002
(713) 207-5604
(713) 207-0101

APPENDIX D

Standards of Conduct

- (1) The [natural gas distribution company] should apply its tariffs in a nondiscriminatory manner to its affiliate, its own marketing division and any nonaffiliate.
- (2) The [natural gas distribution company] should likewise not apply a tariff provision in any manner that would give its affiliate or division an unreasonable preference over other marketers with regard to matters such as scheduling, balancing, transportation, storage, curtailment, capacity release and assignment, or nondelivery, and all other services provided to its affiliated suppliers.
- (3) If a tariff provision is mandatory, the [natural gas distribution company] should not waive the provision for its affiliate or division absent prior approval of the Commission.
- (4) If a tariff provision is not mandatory or provides for waivers, the [natural gas distribution company] should grant the waivers without preference to affiliates and divisions or non-affiliates.
- (5) The [natural gas distribution company] should maintain a chronological log of tariff provisions for which it has granted waivers. Entries should include the name of the party receiving the waiver, the date and time of the request, the specific tariff provision waived and the reason for the waiver. Any chronological log should be open for public inspection during normal business hours.
- (6) The [natural gas distribution company] should process requests for transportation promptly and in a nondiscriminatory fashion with respect to other requests received in the same or a similar period. The [natural gas distribution company] should maintain a chronological log showing the processing of requests for transportation services. Any chronological log should be open for public inspection during normal business hours.
- (7) Transportation discounts and fee waivers and rebates provided to the [natural gas distribution company's] or its marketing affiliate's favored customers should be offered to other similarly situated customers and should not be tied to any unrelated service, incentive

or offer on behalf of either the parent or affiliate. A chronological log should be maintained showing the date, party, time and rationale for the action. Any chronological log should be open for public inspection during normal business hours.

- (8) The [natural gas distribution company] should not disclose any customer proprietary information to its marketing affiliate or division, and to the extent that it does disclose customer information, it should contemporaneously provide this same information to other similarly situated marketers in a similar fashion so as not to selectively disclose, delay disclosure, or give itself or its affiliate any undue advantage related to the disclosure. A chronological log should be maintained showing the date, time and rationale for the disclosure. Any chronological log should be open for public inspection during normal business hours. A natural gas distribution company should not provide information received from non-affiliated customers or suppliers to its affiliated natural gas suppliers.
- (9) The [natural gas distribution company] should justly and reasonably allocate to its marketing affiliate or division the costs or expenses for general administration or support services.
- (10) The [natural gas distribution company] selling surplus gas supplies and/or upstream capacity on a short-term basis (as defined by the Federal Energy Regulatory Commission) to its affiliate should make supplies available to similarly situated marketers on a nondiscriminatory basis. The [natural gas distribution company] should not make any gas supplies and/or upstream capacity available through private disclosure to the [natural gas distribution company's] affiliate unless the availability is made simultaneously with public dissemination in a manner that fairly apprises interested parties of the availability of the gas supplies and/or upstream capacity. The [natural gas distribution company] should maintain a chronological log of these public disseminations. Any chronological log should be open for public inspection during normal business hours.
- (11) The [natural gas distribution company] should not condition or tie agreements to release interstate pipeline capacity to any service in which the [natural gas distribution company] or affiliate is involved.
- (12) The [natural gas distribution company] should not directly or by implication . . . represent to any customer, supplier or third party that

an advantage may accrue to any party through use of the [natural gas distribution company's] affiliate or subsidiary.

- (13) The [natural gas distribution company] should establish and file with the Commission a complaint procedure for dealing with any alleged violations of any of the standards listed in paragraphs (1) through (12), this paragraph or paragraphs (14) and (15), excepting for paragraph (9), which should be exclusively under the purview of the Commission. These procedures should be developed in consultation with interested parties during consideration of any tariff guided by this section and §69.191 (relating to general). The Commission may expect establishment of a complaint procedure or other recordkeeping requirements if warranted by subsequent facts or circumstances.
- (14) The [natural gas distribution company] should keep a chronological log of any complaints, excepting paragraph (9), regarding discriminatory treatment of natural gas suppliers. This chronological log should include the date and nature of the complaint and the [natural gas distribution company's] resolution of it. Any chronological log should be open for inspection during normal business hours.
- (15) Parties alleging violations of these standards may pursue their allegations through the Commission's established complaint procedures. A complainant bears the burden of proof consistent with 66 Pa. C.S. (relating to Public Utility Code) in regard to the allegations.
- (16) Licensees shall provide accurate information about their natural gas supplier services using plain language and common terms. Where new terms are used, such terms must be defined again using plain language: Information should be provided in a format which will allow for comparison of the various natural gas supply services offered and the prices charged for each type of service.
- (17) Licensees shall provide notification of the change in conditions of service, intent to cease operation as a natural gas supplier, explanation of denial of service, proper handling of deposits and proper handling of complaints in accordance with Commission regulations where applicable.

- (18) Licensees shall maintain the confidentiality of customers' historic payment information and right of access to their own load and billing information.
- (19) Licensees shall not discriminate in the provision of natural gas supply services as to availability and terms of service based on race, color, religion, national origin, sex, marital status, age receipt of public assistance income, and exercise of rights under the Consumer Credit Protection Act, 15 U. S. C. §§1691-1691f; Regulation B, 12 C.F.R. §§202-202.14.
- (20) Licensees will be responsible for any fraudulent deceptive or other unlawful marketing or billing acts performed by their agents or representatives. Licensee shall inform consumers of state consumer protection laws that govern the cancellation or rescission of natural gas supply service contracts. 73 P. S. §201-7.
- (21) The natural gas distribution company shall not give any affiliate or marketing division preference over a non-traditional affiliate in the provision of goods and services such as processing requests for information, complaints and responses to service interruptions. The natural gas distribution company shall provide comparable treatment without regard to a customer's chosen natural gas supplier.
- (22) No transaction between the natural gas distribution company and an affiliated natural gas supplier shall involve an anti-competitive cross-subsidy and all such transactions shall comply with applicable law.
- (23) Natural gas distribution company employees who have responsibility for operating the distribution system, including natural gas delivery or billing and metering, shall not be shared with an affiliated or divisional Supplier, and their offices shall be physically separated from the office(s) used by those working for the Supplier. Such natural gas distribution company employees may transfer to a Supplier provided such transfer is not used as a means to circumvent these interim standards of conduct. Any supplier shall have its own direct line management. Any shared facilities shall be fully and transparently allocated between the natural gas distribution company function and the Supplier function. The natural gas distribution company accounts and records shall be maintained such that the costs a Supplier incurs may be clearly identified.

(24) (a) Neither the natural gas distribution company nor an affiliated or divisional Supplier may directly or by implication falsely and unfairly represent:

- that the Pa PUC jurisdictionally regulated services provided by the natural gas distribution company are of a superior quality when power is purchased from an affiliated or divisional Supplier; or
- that the merchant services (for natural gas) are being provided by the natural gas distribution company rather than an affiliated or divisional Supplier;
- that the natural gas purchased from a Supplier that is not an affiliate or division of the natural gas distribution company may not be reliably delivered;
- that natural gas must be purchased from an affiliate or divisional Supplier to receive Pa PUC jurisdictional regulated services.

(b) The natural gas distribution company shall not jointly market or jointly purchase its Pa PUC jurisdictional regulated services with the services of an affiliated or divisional Supplier. This prohibition includes prohibiting the natural gas distribution company from including bill inserts in its natural gas distribution company bills promoting an affiliated or divisional Supplier's services, and further precludes a reference or link from the natural gas distribution company's web-site to any affiliated or divisional supplier.

(c) When an affiliated or divisional Supplier markets or communicates to the public using the natural gas distribution company name or logo, it shall include a disclaimer that states:

(i) That the Supplier is not the same company as the natural gas distribution company; (2) that the prices of the Supplier are not regulated by the Pa PUC; and (3) that a customer does not have to buy natural gas or other products from the Supplier in order to receive the same quality service from the natural gas distribution company. When a Supplier advertises or communicates verbally through radio or television to the public using the natural gas distribution company name or logo, the Supplier shall include at the conclusion of any

such communication a disclaimer that includes all of the disclaimers listed in this paragraph.

- (25) The natural gas distribution company must: (a) make interstate capacity available for release, assignment, or transfer to its affiliated or divisional Supplier only through the interstate pipeline electronic bulletin boards and the competitive bidding procedures in place on those interstate systems; (b) not give its affiliated or divisional Supplier any preference over non-affiliated or non-divisional Suppliers, or potential non-affiliated or non-divisional Suppliers, in matters relating to the assignment, release, or other transfer of the natural gas distribution company's capacity rights on interstate pipeline systems; and (c) not condition or tie its agreement to release, assign, or otherwise transfer interstate pipeline capacity to any agreement by a gas Supplier, customer or other third party relating to any service in which its marketing affiliate is involved.

**Natural Gas Supplier Application
Question No. 5**

**CenterPoint Energy Services, Inc.
Officers**

Wayne D. Stinnett, Jr	Division President	1111 Louisiana Houston, TX 77002
Benjamin J. Reese	Division Senior Vice President & Chief Commercial Officer	1111 Louisiana Houston, TX 77002
Edwin J. Spiegel	Division Senior Vice President - Gas Marketing	9900 Clayton Rd. St. Louis, MO 63124
Kevin J. Blase	Division Vice President Marketing	9900 Clayton Rd. St. Louis, MO 63124
Todd Brown	Division Vice President	1111 Louisiana Houston, TX 77002
Geoffery W. Carroll	Division Vice President	1111 Louisiana Houston, TX 77002
George C. Hepburn, III	Division Vice President and Secretary	1111 Louisiana Houston, TX 77002
John A. Pirraglia	Division Vice President	1111 Louisiana Houston, TX 77002
Eric W. Sullivan	Division Vice President	800 La Salle Plaza Minneapolis, MN 55402
Marc Kilbride	Vice President and Treasurer	1111 Louisiana Houston, TX 77002
James G. Beste	Assistant Secretary	1111 Louisiana Houston, TX 77002
Linda Geiger	Assistant Treasurer	1111 Louisiana Houston, TX 77002

SECRETARY'S BUREAU
2006 DEC -1 PM 4:09

Delaware

PAGE 1


The First State

I, HARRIET SMITH WINDSOR, SECRETARY OF STATE OF THE STATE OF DELAWARE, DO HEREBY CERTIFY THE ATTACHED IS A TRUE AND CORRECT COPY OF THE CERTIFICATE OF AMENDMENT OF "CENTERPOINT ENERGY GAS SERVICES, INC.", CHANGING ITS NAME FROM "CENTERPOINT ENERGY GAS SERVICES, INC." TO "CENTERPOINT ENERGY SERVICES, INC.", FILED IN THIS OFFICE ON THE THIRTEENTH DAY OF MAY, A.D. 2005, AT 1:31 O'CLOCK P.M.

A FILED COPY OF THIS CERTIFICATE HAS BEEN FORWARDED TO THE NEW CASTLE COUNTY RECORDER OF DEEDS.

2552708 8100

050392962



Harriet Smith Windsor
Harriet Smith Windsor, Secretary of State
AUTHENTICATION: 3878914

DATE: 05-13-05

CERTIFICATE OF AMENDMENT

to the

CERTIFICATE OF INCORPORATION

Of

CENTERPOINT ENERGY GAS SERVICES, INC.

CenterPoint Energy Gas Services, Inc. (the "Corporation"), a corporation organized and existing under and by virtue of the General Corporation Law of the State of Delaware (the "DGCL"), hereby adopts this Certificate of Amendment (this "Certificate of Amendment"), which amends its Certificate of Incorporation, as described below, and does hereby further certify that:

1. The name of the Corporation is CenterPoint Energy Gas Services, Inc.; and
2. The Board of Directors of the Corporation duly adopted a resolution proposing and declaring advisable the amendment to the Certificate of Incorporation as described herein, and the Corporation's sole stockholder duly adopted such amendment, all in accordance with the provisions of Sections 242 and 228 of the DGCL.
3. The amendment to the Certificate of Incorporation effected by this Certificate of Amendment changes the name of the Corporation to *CenterPoint Energy Services, Inc.*
4. The Certificate of Incorporation is hereby amended by deleting the text of Article FIRST thereof in its entirety and replacing in lieu thereof the following:

"FIRST: The name of the Corporation is CenterPoint Energy Services, Inc. (hereinafter the Company)."

IN WITNESS WHEREOF, the Corporation has caused this certificate to be executed this 12th day of May, 2005.

CENTERPOINT ENERGY GAS SERVICES, INC.

By: 
Name: Benjamin J. Rees
Title: Division Vice President

CERTIFICATE OF AMENDMENT

to the

CERTIFICATE OF INCORPORATION

Of

CENTERPOINT ENERGY GAS SERVICES, INC.

CenterPoint Energy Gas Services, Inc. (the "Corporation"), a corporation organized and existing under and by virtue of the General Corporation Law of the State of Delaware (the "DGCL"), hereby adopts this Certificate of Amendment (this "Certificate of Amendment"), which amends its Certificate of Incorporation, as described below, and does hereby further certify that:

1. The name of the Corporation is CenterPoint Energy Gas Services, Inc.; and
2. The Board of Directors of the Corporation duly adopted a resolution proposing and declaring advisable the amendment to the Certificate of Incorporation as described herein, and the Corporation's sole stockholder duly adopted such amendment, all in accordance with the provisions of Sections 242 and 228 of the DGCL.
3. The amendment to the Certificate of Incorporation effected by this Certificate of Amendment changes the name of the Corporation to CenterPoint Energy Services, Inc.
4. The Certificate of Incorporation is hereby amended by deleting the text of Article FIRST thereof in its entirety and replacing in lieu thereof the following:

"FIRST: The name of the Corporation is CenterPoint Energy Services, Inc. (hereinafter the Company)."

IN WITNESS WHEREOF, the Corporation has caused this certificate to be executed this 12th day of May, 2005.

CENTERPOINT ENERGY GAS SERVICES, INC.

By: _____

Name: Benjamin J. Reese

Title: Division Vice President

Delaware

PAGE 1

The First State

I, HARRIET SMITH WINDSOR, SECRETARY OF STATE OF THE STATE OF DELAWARE, DO HEREBY CERTIFY THE ATTACHED IS A TRUE AND CORRECT COPY OF THE CERTIFICATE OF MERGER, WHICH MERGES:


"CENTERPOINT ENERGY GAS RESOURCES CORP.", A TEXAS CORPORATION,

"CENTERPOINT ENERGY GAS MARKETING COMPANY", A DELAWARE CORPORATION,

WITH AND INTO "CENTERPOINT ENERGY MARKETING, INC." UNDER THE NAME OF "CENTERPOINT ENERGY GAS SERVICES, INC.", A CORPORATION ORGANIZED AND EXISTING UNDER THE LAWS OF THE STATE OF DELAWARE, AS RECEIVED AND FILED IN THIS OFFICE THE TWENTY-THIRD DAY OF DECEMBER, A.D. 2003, AT 6:33 O'CLOCK P.M.

AND I DO HEREBY FURTHER CERTIFY THAT THE EFFECTIVE DATE OF THE AFORESAID CERTIFICATE OF MERGER IS THE THIRTY-FIRST DAY OF DECEMBER, A.D. 2003, AT 11:59 O'CLOCK P.M.

A FILED COPY OF THIS CERTIFICATE HAS BEEN FORWARDED TO THE NEW CASTLE COUNTY RECORDER OF DEEDS.



Harriet Smith Windsor

Harriet Smith Windsor, Secretary of State

2552708 8100M

AUTHENTICATION: 2847564

030833133

DATE: 01-05-04

CERTIFICATE OF MERGER

merging

CENTERPOINT ENERGY GAS RESOURCES CORP.
(a Texas corporation)

and

CENTERPOINT ENERGY GAS MARKETING COMPANY
(a Delaware corporation)

with and into

CENTERPOINT ENERGY MARKETING, INC.
(a Delaware corporation)

Pursuant to the provisions of Section 252 of the Delaware General Corporation Law (the "DGCL"), CenterPoint Energy Marketing, Inc., a corporation organized and existing under the laws of the State of Delaware ("Energy Marketing" and, collectively with CenterPoint Energy Gas Resources Corp. and CenterPoint Energy Gas Marketing Company, the "Constituent Corporations"), DOES HEREBY CERTIFY:

FIRST: That the names and states of incorporation of each of the Constituent Corporations are as follows:

<u>Name</u>	<u>State of Incorporation</u>
CenterPoint Energy Gas Resources Corp.	Texas
CenterPoint Energy Gas Marketing Company	Delaware
CenterPoint Energy Marketing, Inc.	Delaware

SECOND: That an Agreement and Plan of Merger (the "Plan of Merger") has been approved, adopted, certified, executed and acknowledged by each of the Constituent Corporations in accordance with Section 252 of the DGCL.

THIRD: That the surviving corporation (the "Surviving Corporation") is Energy Marketing.

FOURTH: That the Certificate of Incorporation of Energy Marketing is hereby amended and restated in its entirety as set forth on Exhibit A attached hereto, and as so amended and restated, will become and thereafter remain, until changed in accordance with applicable law, the Certificate of Incorporation of the Surviving Corporation.

FIFTH: That the executed Plan of Merger is on file at the principal place of business of the Surviving Corporation located at 1111 Louisiana, Houston, Texas 77002.


SIXTH: That a copy of the Plan of Merger will be furnished by the Surviving Corporation, upon request and without cost, to any stockholder of any of the Constituent Corporations.

SEVENTH: That the authorized capital stock of CenterPoint Energy Gas Resources Corp. is 1,000 shares, par value \$1.00 per share.

EIGHTH: Pursuant to Section 103(d) of the DGCL, this certificate of merger will become effective at 11:59 p.m., Eastern Standard Time on December 31, 2003.

IN WITNESS WHEREOF, CenterPoint Energy Marketing, Inc. has caused this Certificate of Merger to be signed on its behalf, this 22nd day of December, 2003.

CENTERPOINT ENERGY MARKETING, INC.

By: 
Name: Rufus S. Scott
Title: Vice President



SECRET



SECRET

4

CERTIFICATE OF INCORPORATION

OF

CENTERPOINT ENERGY GAS SERVICES, INC.

FIRST: The name of the Corporation is CenterPoint Energy Gas Services, Inc. (hereinafter the "Company").

SECOND: The address of the registered office of the Company in the State of Delaware is Corporation Trust Center, 1209 Orange Street, City of Wilmington, County of New Castle, and the name of the registered agent of the Company at such address is The Corporation Trust Company.

THIRD: The purpose of the Company is to engage in any lawful act or activity for which corporations may be organized under the General Corporation Law of the State of Delaware (the "DGCL").

FOURTH: The total number of shares of all classes of stock which the Company shall have authority to issue is 1,000 shares of common stock, par value \$1.00 per share.

FIFTH: The Board of Directors of the Company is expressly authorized to adopt, alter or repeal bylaws of the Company, but the stockholders may adopt additional bylaws and may alter or repeal any bylaw whether or not adopted by them.

SIXTH: Elections of directors need not be by written ballot except to the extent provided in the bylaws of the Company.

SEVENTH: The stockholders are expressly authorized to remove any director with or without cause at any time.

EIGHTH: A director of the Company shall not be personally liable to the Company or its stockholders for monetary damages for breach of fiduciary duty as a director, except for liability:

(a) for any breach of the director's duty of loyalty to the Company or its stockholder or stockholders;

(b) for acts or omissions not in good faith or which involve intentional misconduct or a knowing violation of law;

(c) under Section 174 of the DGCL, as the same exists or hereafter may be amended; or

(d) for any transaction from which the director derived an improper personal benefit.

If the DGCL is amended after the date of filing of this Certificate of Incorporation to authorize corporate action further eliminating or limiting the personal liability of directors, then the liability of a director of the Company, in addition to the limitation on personal liability provided herein, shall be limited to the fullest extent permitted by the amended DGCL. Any repeal or modification of this ARTICLE EIGHTH by the stockholders of the Company shall be prospective only, and shall not adversely affect any limitation on the personal liability of a director of the Company existing at the time of such repeal or modification.

Delaware

PAGE 1


The First State

I, HARRIET SMITH WINDSOR, SECRETARY OF STATE OF THE STATE OF DELAWARE, DO HEREBY CERTIFY THE ATTACHED IS A TRUE AND CORRECT COPY OF THE CERTIFICATE OF AMENDMENT OF "RELIANT ENERGY RETAIL, INC.", CHANGING ITS NAME FROM "RELIANT ENERGY RETAIL, INC." TO "CENTERPOINT ENERGY MARKETING, INC.", FILED IN THIS OFFICE ON THE THIRTIETH DAY OF SEPTEMBER, A.D. 2002, AT 10 O'CLOCK A.M.

A FILED COPY OF THIS CERTIFICATE HAS BEEN FORWARDED TO THE NEW CASTLE COUNTY RECORDER OF DEEDS.

2552708 8100

020605204



Harriet Smith Windsor

Harriet Smith Windsor, Secretary of State

AUTHENTICATION: 2009918

DATE: 09-30-02

CERTIFICATE OF AMENDMENT

to the

CERTIFICATE OF INCORPORATION

of

RELIANT ENERGY RETAIL, INC.

Reliant Energy Retail, Inc. (the "Corporation"), a corporation organized and existing under and by virtue of the General Corporation Law of the State of Delaware (the "DGCL"), hereby adopts this Certificate of Amendment (this "Certificate of Amendment"), which amends its Certificate of Incorporation, as described below, and does hereby further certify that:

1. The name of the Corporation is Reliant Energy Retail, Inc.; and
2. The Board of Directors of the Corporation duly adopted a resolution proposing and declaring advisable the amendment to the Certificate of Incorporation as described herein, and the Corporation's sole stockholder duly adopted such amendment, all in accordance with the provisions of Sections 242 and 228 of the DGCL.
3. The amendment to the Certificate of Incorporation effected by this Certificate of Amendment changes the name of the Corporation to Centerpoint Energy Marketing, Inc.
4. The Certificate of Incorporation is hereby amended by deleting the text of Article I thereof in its entirety and replacing in lieu thereof the following:

"ARTICLE I

The name of the Corporation is CenterPoint Energy Marketing, Inc."

IN WITNESS WHEREOF, the Corporation has caused this certificate to be executed this 27th day of September, 2002.

RELIANT ENERGY RETAIL, INC.

By 

Name: Richard B. Dauphin

Title: Assistant Secretary

State of Delaware
Office of the Secretary of State

PAGE 1

I, EDWARD J. FREEL, SECRETARY OF STATE OF THE STATE OF DELAWARE, DO HEREBY CERTIFY THE ATTACHED IS A TRUE AND CORRECT COPY OF THE CERTIFICATE OF AMENDMENT OF "NORAM ENERGY MANAGEMENT, INC.", CHANGING ITS NAME FROM "NORAM ENERGY MANAGEMENT, INC." TO "RELIANT ENERGY RETAIL, INC.", FILED IN THIS OFFICE ON THE FIFTH DAY OF FEBRUARY, A.D. 1999, AT 12:30 O'CLOCK P.M.

A FILED COPY OF THIS CERTIFICATE HAS BEEN FORWARDED TO THE NEW CASTLE COUNTY RECORDER OF DEEDS.



Edward J. Freel

Edward J. Freel, Secretary of State

2552708 8100

991047126

AUTHENTICATION: 9561371

DATE: 02-05-99

CERTIFICATE OF AMENDMENT

to the

CERTIFICATE OF INCORPORATION

of

NORAM ENERGY MANAGEMENT, INC.


NorAm Energy Management, Inc. (the "Corporation"), a corporation organized and existing under and by virtue of the General Corporation Law of the State of Delaware (the "DGCL"), hereby adopts this Certificate of Amendment (this "Certificate of Amendment"), which amends its Certificate of Incorporation, as described below, and does hereby further certify that:

1. The name of the Corporation is NorAm Energy Management, Inc.
2. The Board of Directors of the Corporation duly adopted a resolution proposing and declaring advisable the amendment to the Certificate of Incorporation as described herein, and the Corporation's sole stockholder duly adopted such amendment, all in accordance with the provisions of Sections 242 and 228 of the DGCL.
3. The amendment to the Certificate of Incorporation effected by this Certificate of Amendment changes the name of the Corporation to Reliant Energy Retail, Inc.
4. The Certificate of Incorporation is hereby amended by deleting the text of Article FIRST thereof in its entirety and replacing in lieu thereof the following:

"FIRST: The name of the Corporation (the "Corporation") is Reliant Energy Retail, Inc."

IN WITNESS WHEREOF, the Corporation has caused this certificate to be executed this 2d day of February, 1999.

NORAMENERGY MANAGEMENT, INC.

By: 
Name: Richard B. Dauphin
Title: Assistant Secretary

State of Delaware
Office of the Secretary of State

I, EDWARD J. FREEL, SECRETARY OF STATE OF THE STATE OF DELAWARE, DO HEREBY CERTIFY THE ATTACHED IS A TRUE AND CORRECT COPY OF THE CERTIFICATE OF INCORPORATION OF "NORAM ENERGY MANAGEMENT, INC.", FILED IN THIS OFFICE ON THE EIGHTEENTH DAY OF OCTOBER, A.D. 1995, AT 1:30 O'CLOCK P.M.

A CERTIFIED COPY OF THIS CERTIFICATE HAS BEEN FORWARDED TO THE NEW CASTLE COUNTY RECORDER OF DEEDS FOR RECORDING.



Handwritten signature of Edward J. Freel in cursive script.

Edward J. Freel, Secretary of State

2552708 8100

950239861

AUTHENTICATION:

7679339

DATE:

10-18-95

CERTIFICATE OF INCORPORATION OF NORAM ENERGY MANAGEMENT, INC.

FIRST: The name of the Corporation (the "Corporation") is NorAm Energy Management, Inc.

SECOND: The registered office of the Corporation within the State of Delaware is located at 1209 Orange Street, in the City of Wilmington, County of New Castle. The name of its registered agent at such address is THE CORPORATION TRUST COMPANY.

THIRD: The purpose of the Corporation is to engage in any lawful act or activity for which corporations may be organized under the General Corporation Law of the State of Delaware.

FOURTH: The total number of shares which the Corporation shall have the authority to issue is 1,000 shares of Common Stock of the par value of one dollar (\$1.00) per share.

FIFTH: The provisions inserted herein for the management of the business and for the conduct of the affairs of the Corporation and creating, defining, limiting and regulating the powers thereof and of the directors and stockholders, the same being in furtherance of and in addition to and not in limitation of the powers now or hereafter conferred by the present or any future law or laws of the State of Delaware, are as follows:

The number of directors of the Corporation shall be fixed from time to time by, or in the manner provided in, the By-laws, but shall not be less than one.

No holder of stock of this Corporation shall be entitled to any preemptive right to subscribe for or purchase any stock or other securities of this Corporation.

The Corporation shall have the power, acting through its Board of Directors, except that in cases where the action of the stockholders shall be required by statute such action shall also be obtained, to do the following:

(a) In furtherance and not in limitation of the rights, powers, privileges and discretionary authority granted or conferred by the General Corporation Law of the State of Delaware or other statutes or laws of the State of Delaware, the Board of Directors is expressly authorized to adopt, make, alter, amend, and repeal the By-laws of the Corporation;

(b) To guarantee the payment of the principal, interest or dividends on the stocks, bonds, debentures or other securities issued by or the performance of any other contract or obligation of any other person, corporation or partnership whatsoever, so far as

the same is not contrary to law, whenever in the judgment of the Board of Directors or executive committee it shall be necessary proper or convenient for the business of the Corporation or in furtherance of its interest so to do; and in connection with any such guaranty to mortgage, pledge or convey in trust all or part of the Corporation's properties and assets as security for the obligation thus incurred;

(c) The Board of Directors shall have power from time to time to appoint an executive committee consisting of one or more of their number, which committee shall for the time being, as may be provided in a resolution of the Board of Directors, or in the By-laws of this Corporation, have or exercise any and all of the powers of the Board of Directors in the management of the business and affairs of this Corporation;

(d) The Board of Directors shall have power to determine from time to time whether and to what extent and under what conditions and regulations the accounts, books and records of this Corporation, other than as may be required by the laws of Delaware, or any of them, shall be open to the inspection of the stockholders; and no stockholder shall have any right to inspect any account or book or document of this Corporation except as conferred by the Statutes of the State of Delaware, unless and until authorized to do so by a resolution of the directors or stockholders of this Corporation.

SIXTH: A director of the Corporation shall not be personally liable to the Corporation or its stockholders for monetary damages for breach of fiduciary duty as a director, except for liability (i) for any breach of the director's duty of loyalty to the corporation or its stockholders, (ii) for acts or omissions not in good faith or which involve intentional misconduct or a knowing violation of law, (iii) under Section 174 of the Delaware General Corporation Law, as the same exists or hereafter may be amended, or (iv) for any transaction from which the director derived an improper personal benefit. Any repeal or amendment of this Article by the stockholders of the corporation shall be prospective only, and shall not adversely affect any limitations on the personal liability of a director of the corporation existing at the time of such repeal or amendment. In addition to the circumstances in which a director of the corporation is not personally liable as set forth in the preceding sentence, a director shall not be liable to the fullest extent permitted by any Amendment to the Delaware General Corporation Law hereafter enacted that further limits the liability of a director.

SEVENTH: The name and mailing address of the incorporator is as follows:

<u>Name</u>	<u>Mailing Address</u>
NorAm Energy Corp.	1600 Smith Street Houston, Texas 77002

IN WITNESS WHEREOF the undersigned, being the incorporator hereinbefore named, for the purpose of forming a corporation pursuant to the Delaware General Corporation Law, does make, file and record this certificate, and does hereby declare and certify that this is the act and deed of the incorporator and the facts herein stated are true, and accordingly have, by its duly authorized and undersigned officers, hereunto set its hand and seal this 17th day of October, 1995.

NORAM ENERGY CORP.

By Michael J. Benigno
 Name: Michael J. Benigno
 Title: Vice President

ATTEST:

Gary H. Love
 Name: Gary H. Love
 Assistant Secretary

Natural Gas Supplier Application
Question No. 6

Question No. 6 (Part 1)

Affiliates of Applicant holding Certificates of Authority from the Pennsylvania Secretary of State include the following companies. None of the listed companies have active operations in the state of Pennsylvania and none are jurisdictional utilities:

Arkla Industries, Inc.
525 Milam Street
Shreveport, LA 71101

CenterPoint Energy Pipeline Services, Inc.
525 Milam Street
Shreveport, LA 71101

National Furnace Company
525 Milam Street
Shreveport, LA 71101

**Natural Gas Supplier Application
Question No. 16**


Question No. 16a

Contact for Consumer Service and Complaints are:

John Dunlap
Director Business Services
1111 Louisiana
Houston, TX 77002
Telephone: (713) 207-5366
Facsimile: (713) 207-9877

Hope Artze
Business Manager Gulf Coast
1111 Louisiana
Houston, TX 77002
Telephone: (713) 207-5923
Facsimile: (713) 207-9777

Natural Gas Supplier Application
Question No. 17A



CENTERPOINT ENERGY SERVICES, INC.

CREDIT AND CONTRACT INFORMATION

Counterparty Legal Name: CenterPoint Energy Services, Inc.

Physical Address: 1111 Louisiana – 20th Floor
Houston, TX 77002

Mailing Address: P O Box 2628
Houston, TX 77252-2628

State of Incorporation: Delaware **Type of Business:** Corporation
Duns #: 83-8611739 **Federal Tax ID:** 72-1309319

Credit Support: CenterPoint Energy Resources Corp.
Current ratings are: S&P BBB Moody's Baa3
Federal Tax ID: 76-0511406
Duns #: 04-6700779

Website: www.centerpointenergy.com

Financial Statements: Available at our website or SEC filings on CenterPoint Energy, Inc. and CenterPoint Energy Resources Corp.

Payment Instructions: CenterPoint Energy Gas Services, Inc.
JP Morgan Chas Texas - Houston
ABA No. 113000609
Account No. 0011-328-1225

Notices and Confirmations:

Attn: Contract Administration Department - CET 20
P. O. Box 2628, Houston, TX 77252-2628
Robin Ferrary, Manager
Telephone: 713/207-3375
Fax: 713/207-9233

Invoices and Payments:

Hope Artze, Manager Gas Accounting
Telephone: 713/207-5923
Andrea Leslie, Gas Allocation Analyst
Telephone: 713/207-7516
Fax: 713/207-9777

Corporate Credit:

Delia White, Manager: 713/207-3830
Robert Underwood, Sr. Analyst: 713/207-3231
Stan Shields, Analyst: 713/207-3777
Eugene Fong, Analyst: 713/207-2635

BANK REFERENCE

J.P. Morgan Chase Attn: Credit Inquires
P.O. Box 2558
Houston, Texas 77252-8322 (713) 750-2700

TRADE REFERENCES

BP Energy Company
101 Westlake Park Blvd.
Houston, TX 77079
Contact: Credit Department

Gulf South Pipeline
20 Greenway Plaza
Houston, TX 77046
Contact: Susan Gonzalez

Kinder Morgan Texas Pipeline
370 Van Gordon
Lakewood, CO 80228
Contact: Bob Bowers - Credit

Houston Pipe Line
1001 Louisiana
Houston, TX 77002
Contact: Josie Castrejano

CENTERPOINT ENERGY RESOURCES CORP

FORM 10-Q
(Quarterly Report)

Filed 5/12/2006 For Period Ending 3/31/2006

Address	1111 LOUISIANA ST HOUSTON, Texas 77002
Telephone	713-207-3000
CIK	0001042773
Fiscal Year	12/31

2006 DEC -1 PM 4: 10
SECRETARY'S BUREAU

Powered By **EDGAR**Online

<http://www.edgar-online.com/>

© Copyright 2006. All Rights Reserved.

Distribution and use of this document restricted under EDGAR Online's Terms of Use.

**UNITED STATES
SECURITIES AND EXCHANGE COMMISSION
WASHINGTON, D.C. 20549**

FORM 10-Q

(Mark One)

**QUARTERLY REPORT PURSUANT TO SECTION 13 OR 15(d) OF THE SECURITIES EXCHANGE
ACT OF 1934**

FOR THE QUARTERLY PERIOD ENDED MARCH 31, 2006

OR

**TRANSITION REPORT PURSUANT TO SECTION 13 OR 15(d) OF THE SECURITIES
EXCHANGE ACT OF 1934**

FOR THE TRANSITION PERIOD FROM _____ TO _____.

Commission file number 1-13265

CENTERPOINT ENERGY RESOURCES CORP.

(Exact name of registrant as specified in its charter)

DELAWARE
(State or other jurisdiction of
incorporation or organization)

76-0511406
(I. R. S. Employer
Identification No.)

1111 LOUISIANA
HOUSTON, TEXAS 77002
(Address and zip code of
principal executive offices)

(713) 207-1111
(Registrant's telephone number,
including area code)

**CENTERPOINT ENERGY RESOURCES CORP. MEETS THE CONDITIONS SET FORTH IN GENERAL INSTRUCTION H(1)(a) AND
(b) OF FORM 10-Q AND IS THEREFORE FILING THIS FORM 10-Q WITH THE REDUCED DISCLOSURE FORMAT.**

Indicate by check mark whether the registrant: (1) has filed all reports required to be filed by Section 13 or 15(d) of the Securities Exchange Act of 1934 during the preceding 12 months (or for such shorter period that the registrant was required to file such reports), and (2) has been subject to such filing requirements for the past 90 days. Yes No

Indicate by check mark whether the registrant is a large accelerated filer, an accelerated filer, or a non-accelerated filer. See definition of "accelerated filer and large accelerated filer" in Rule 12b-2 of the Exchange Act. (Check one):

Large accelerated filer Accelerated filer Non-accelerated filer

Indicate by check mark whether the registrant is a shell company (as defined in Rule 12b-2 of the Exchange Act). Yes No

As of May 1, 2006, all 1,000 shares of CenterPoint Energy Resources Corp. common stock were held by Utility Holding, LLC, a wholly owned subsidiary of CenterPoint Energy, Inc.

**CENTERPOINT ENERGY RESOURCES CORP.
QUARTERLY REPORT ON FORM 10-Q
FOR THE QUARTER ENDED MARCH 31, 2006**

TABLE OF CONTENTS

PART I. FINANCIAL INFORMATION	
Item 1. Financial Statements.....	1
Condensed Statements of Consolidated Income Three Months Ended March 31, 2005 and 2006 (unaudited).....	1
Condensed Consolidated Balance Sheets December 31, 2005 and March 31, 2006 (unaudited).....	2
Condensed Statements of Consolidated Cash Flows Three Months Ended March 31, 2005 and 2006 (unaudited).....	4
Notes to Unaudited Condensed Consolidated Financial Statements.....	5
Item 2. Management's Narrative Analysis of the Results of Operations.....	15
Item 4. Controls and Procedures.....	23
PART II. OTHER INFORMATION	
Item 1. Legal Proceedings.....	23
Item 1A. Risk Factors.....	23
Item 5. Other Information.....	23
Item 6. Exhibits.....	23

CAUTIONARY STATEMENT REGARDING FORWARD-LOOKING INFORMATION

From time to time we make statements concerning our expectations, beliefs, plans, objectives, goals, strategies, future events or performance and underlying assumptions and other statements that are not historical facts. These statements are "forward-looking statements" within the meaning of the Private Securities Litigation Reform Act of 1995. Actual results may differ materially from those expressed or implied by these statements. You can generally identify our forward-looking statements by the words "anticipate," "believe," "continue," "could," "estimate," "expect," "forecast," "goal," "intend," "may," "objective," "plan," "potential," "predict," "projection," "should," "will," or other similar words.

We have based our forward-looking statements on our management's beliefs and assumptions based on information available to our management at the time the statements are made. We caution you that assumptions, beliefs, expectations, intentions and projections about future events may and often do vary materially from actual results. Therefore, we cannot assure you that actual results will not differ materially from those expressed or implied by our forward-looking statements.

The following are some of the factors that could cause actual results to differ materially from those expressed or implied in forward-looking statements:

- state and federal legislative and regulatory actions or developments, including deregulation, re-regulation, changes in or application of laws or regulations applicable to other aspects of our business;
- timely and appropriate rate actions and increases, allowing recovery of costs and a reasonable return on investment;
- industrial, commercial and residential growth in our service territory and changes in market demand and demographic patterns;
- the timing and extent of changes in commodity prices, particularly natural gas;
- changes in interest rates or rates of inflation;
- weather variations and other natural phenomena;
- the timing and extent of changes in the supply of natural gas;
- commercial bank and financial market conditions, our access to capital, the cost of such capital, and the results of our financing and refinancing efforts, including availability of funds in the debt capital markets;
- actions by rating agencies;
- effectiveness of our risk management activities;
- inability of various counterparties to meet their obligations to us;
- the ability of Reliant Energy, Inc. (formerly Reliant Resources, Inc.) and its subsidiaries to satisfy its obligations to us or in connection with the contractual arrangements pursuant to which we are a guarantor;
- our ability to control costs;
- the investment performance of CenterPoint Energy, Inc.'s employee benefit plans;
- our potential business strategies, including acquisitions or dispositions of assets or businesses, which cannot be assured to be completed or to have the anticipated benefits to us; and
- other factors we discuss in "Risk Factors" in Item 1A of Part I of our Annual Report on Form 10-K for the year ended December 31, 2005, which is incorporated herein by reference.

You should not place undue reliance on forward-looking statements. Each forward-looking statement speaks only as of the date of the particular statement.

PART I. FINANCIAL INFORMATION

ITEM 1. FINANCIAL STATEMENTS

CENTERPOINT ENERGY RESOURCES CORP. AND SUBSIDIARIES
 (AN INDIRECT WHOLLY OWNED SUBSIDIARY OF CENTERPOINT ENERGY, INC.)

CONDENSED STATEMENTS OF CONSOLIDATED INCOME
 (MILLIONS OF DOLLARS)

(UNAUDITED)

	THREE MONTHS ENDED MARCH 31,	
	2005	2006
REVENUES	\$2,248	\$2,690
EXPENSES:		
Natural gas	1,781	2,193
Operation and maintenance	173	197
Depreciation and amortization	49	50
Taxes other than income taxes	43	50
Total	2,046	2,490
OPERATING INCOME	202	200
OTHER INCOME (EXPENSE):		
Interest and other finance charges	(45)	(40)
Other, net	4	3
Total	(41)	(37)
INCOME BEFORE INCOME TAXES	161	163
Income tax expense	(65)	(66)
NET INCOME	\$ 96	\$ 97
	=====	=====

See Notes to the Company's Interim Condensed Financial Statements

CENTERPOINT ENERGY RESOURCES CORP. AND SUBSIDIARIES
 (AN INDIRECT WHOLLY OWNED SUBSIDIARY OF CENTERPOINT ENERGY, INC.)

CONDENSED CONSOLIDATED BALANCE SHEETS
 (MILLIONS OF DOLLARS)

(UNAUDITED)

ASSETS

	DECEMBER 31, 2005	MARCH 31, 2006
	-----	-----
CURRENT ASSETS:		
Cash and cash equivalents	\$ 31	\$ 5
Accounts and notes receivable, net	942	769
Accrued unbilled revenue	500	238
Materials and supplies	29	33
Natural gas inventory	294	106
Non-trading derivative assets	131	88
Taxes receivable	117	--
Deferred tax asset	17	4
Prepaid expenses and other current assets	130	123
	-----	-----
Total current assets	2,191	1,366
	-----	-----
PROPERTY, PLANT AND EQUIPMENT:		
Property, plant and equipment	4,674	4,721
Less accumulated depreciation and amortization	(569)	(551)
	-----	-----
Property, plant and equipment, net	4,105	4,170
	-----	-----
OTHER ASSETS:		
Goodwill	1,709	1,709
Other intangibles, net	18	18
Non-trading derivative assets	104	70
Accounts and notes receivable - affiliated companies, net	9	8
Other	165	167
	-----	-----
Total other assets	2,005	1,972
	-----	-----
TOTAL ASSETS	\$8,301	\$7,508
	=====	=====

See Notes to the Company's Interim Condensed Financial Statements

CENTERPOINT ENERGY RESOURCES CORP. AND SUBSIDIARIES
 (AN INDIRECT WHOLLY OWNED SUBSIDIARY OF CENTERPOINT ENERGY, INC.)

CONDENSED CONSOLIDATED BALANCE SHEETS – (CONTINUED)
 (MILLIONS OF DOLLARS)

(UNAUDITED)

LIABILITIES AND STOCKHOLDER'S EQUITY

	DECEMBER 31, 2005	MARCH 31, 2006
	-----	-----
CURRENT LIABILITIES:		
Current portion of long-term debt	\$ 154	\$ 154
Accounts payable	1,077	550
Accounts and notes payable -- affiliated companies, net	319	55
Taxes accrued	67	119
Interest accrued	46	45
Customer deposits	62	59
Non-trading derivative liabilities	43	66
Accumulated deferred income taxes, net	--	2
Other	341	228
	-----	-----
Total current liabilities	2,109	1,278
	-----	-----
OTHER LIABILITIES:		
Accumulated deferred income taxes, net	663	648
Non-trading derivative liabilities	35	54
Benefit obligations	127	121
Other	716	677
	-----	-----
Total other liabilities	1,541	1,500
	-----	-----
LONG-TERM DEBT	1,838	1,831
	-----	-----
COMMITMENTS AND CONTINGENCIES (NOTE 8)		
STOCKHOLDER'S EQUITY:		
Common stock	--	--
Paid-in capital	2,404	2,405
Retained earnings	398	495
Accumulated other comprehensive income (loss)	11	(1)
	-----	-----
Total stockholder's equity	2,813	2,899
	-----	-----
TOTAL LIABILITIES AND STOCKHOLDER'S EQUITY	\$8,301	\$ 7,508
	=====	=====

See Notes to the Company's Interim Condensed Financial Statements

CENTERPOINT ENERGY RESOURCES CORP. AND SUBSIDIARIES
 (AN INDIRECT WHOLLY OWNED SUBSIDIARY OF CENTERPOINT ENERGY, INC.)

CONDENSED STATEMENTS OF CONSOLIDATED CASH FLOWS
 (MILLIONS OF DOLLARS)

(UNAUDITED)

	THREE MONTHS ENDED MARCH 31,	
	2005	2006
CASH FLOWS FROM OPERATING ACTIVITIES:		
Net income	\$ 96	\$ 97
Adjustments to reconcile net income to net cash provided by operating activities:		
Depreciation and amortization	49	50
Amortization of deferred financing costs	2	2
Deferred income taxes	16	7
Changes in other assets and liabilities:		
Accounts receivable and unbilled revenues, net ..	192	438
Accounts receivable/payable, affiliates	(5)	(2)
Inventory	98	125
Taxes receivable	44	5
Accounts payable	(157)	(519)
Fuel cost recovery	76	63
Interest and taxes accrued	(9)	51
Non-trading derivatives, net	(56)	19
Margin deposits, net	(4)	(79)
Other current assets	46	23
Other current liabilities	(46)	(43)
Other assets	10	16
Other liabilities	(36)	(44)
Other, net	(1)	12
Net cash provided by operating activities	315	221
CASH FLOWS FROM INVESTING ACTIVITIES:		
Capital expenditures	(62)	(84)
Increase in notes receivable from affiliates, net	(128)	--
Other, net	(6)	(8)
Net cash used in investing activities	(196)	(92)
CASH FLOWS FROM FINANCING ACTIVITIES:		
Payments of long-term debt	(6)	(6)
Decrease in notes payable with affiliates	--	(261)
Debt issuance costs	--	(1)
Contribution from parent	--	112
Other, net	--	1
Net cash used in financing activities	(6)	(155)
NET INCREASE (DECREASE) IN CASH AND CASH EQUIVALENTS	113	(26)
CASH AND CASH EQUIVALENTS AT BEGINNING OF THE PERIOD	141	31
CASH AND CASH EQUIVALENTS AT END OF THE PERIOD	\$ 254	\$ 5
	=====	=====
SUPPLEMENTAL DISCLOSURE OF CASH FLOW INFORMATION:		
Cash Payments:		
Interest, net of capitalized interest	\$ 52	\$ 40
Income taxes (refunds), net	--	(110)

See Notes to the Company's Interim Condensed Financial Statements

CENTERPOINT ENERGY RESOURCES CORP. AND SUBSIDIARIES

NOTES TO UNAUDITED CONDENSED CONSOLIDATED FINANCIAL STATEMENTS

BACKGROUND AND BASIS OF PRESENTATION

General. Included in this Quarterly Report on Form 10-Q (Form 10-Q) of CenterPoint Energy Resources Corp. are the condensed consolidated interim financial statements and notes (Interim Condensed Financial Statements) of CenterPoint Energy Resources Corp. and its subsidiaries (collectively, CERC Corp. or the Company). The Interim Condensed Financial Statements are unaudited, omit certain financial statement disclosures and should be read with the Annual Report on Form 10-K of CERC Corp. for the year ended December 31, 2005 (CERC Corp. Form 10-K).

Background. The Company and its operating subsidiaries own and operate natural gas distribution facilities, interstate pipelines and natural gas gathering, processing and treating facilities. The operations of the Company's local distribution companies are conducted through two unincorporated divisions:

Minnesota Gas and Southern Gas Operations. Through wholly owned subsidiaries, the Company owns two interstate natural gas pipelines and gas gathering systems, provides various ancillary services, and offers variable and fixed-price physical natural gas supplies primarily to commercial and industrial customers and electric and gas utilities.

The Company is an indirect wholly owned subsidiary of CenterPoint Energy, Inc. (CenterPoint Energy), a public utility holding company created on August 31, 2002, as part of a corporate restructuring of Reliant Energy, Incorporated that implemented certain requirements of the Texas Electric Choice Plan.

CenterPoint Energy was a registered public utility holding company under the Public Utility Holding Company Act of 1935, as amended (the 1935 Act). The Energy Policy Act of 2005 (Energy Act) repealed the 1935 Act effective February 8, 2006. The Energy Act includes a new Public Utility Holding Company Act of 2005 (PUHCA 2005), which grants to the Federal Energy Regulatory Commission (FERC) authority to require holding companies and their subsidiaries to maintain certain books and records and make them available for review by the FERC and state regulatory authorities in certain circumstances. On December 8, 2005, the FERC issued rules implementing PUHCA 2005 that will require CenterPoint Energy to notify the FERC of its status as a holding company and to maintain certain books and records and make these available to the FERC. On April 24, 2006, the FERC considered motions for rehearing of these rules and proposed to adopt additional rules regarding maintenance of books and records by utility holding companies.

Basis of Presentation. The preparation of financial statements in conformity with accounting principles generally accepted in the United States of America requires management to make estimates and assumptions that affect the reported amounts of assets and liabilities and disclosure of contingent assets and liabilities at the date of the financial statements and the reported amounts of revenues and expenses during the reporting period. Actual results could differ from those estimates.

The Company's Interim Condensed Financial Statements reflect all normal recurring adjustments that are, in the opinion of management, necessary to present fairly the financial position, results of operations and cash flows for the respective periods. Amounts reported in the Company's Condensed Statements of Consolidated Income are not necessarily indicative of amounts expected for a full-year period due to the effects of, among other things, (a) seasonal fluctuations in demand for energy and energy services, (b) changes in energy commodity prices, (c) timing of maintenance and other expenditures and (d) acquisitions and dispositions of businesses, assets and other interests. In addition, certain amounts from the prior year have been reclassified to conform to the Company's presentation of financial statements in the current year. These reclassifications relate to a new reportable business segment discussed in Note 9 and do not affect net income.

(2) REGULATORY MATTERS

(a) Rate Cases.

SOUTHERN GAS OPERATIONS

Louisiana. In October 2005, Southern Gas Operations filed for a \$2 million Rate Regulation Adjustment (RRA) increase in its South Louisiana service area and a \$2 million RRA decrease in its North Louisiana service area. Both adjustments have been implemented, but are subject to review and revision by the Louisiana Public Service Commission (LPSC).

Mississippi. In February 2006, the Mississippi Public Service Commission (MPSC) approved a \$1 million increase in miscellaneous service charges for Southern Gas Operations and in March 2006, it approved an RRA resulting in a \$2 million increase in general service rates. The MPSC is also reviewing a January 2006 application for a one-time recovery of approximately \$2 million of costs related to Hurricane Katrina. A decision on the application is expected in the second quarter of 2006.

Oklahoma. In March 2006, Southern Gas Operations filed and then revised its filing under its performance-based rate change tariff. The revised filing reflected a decrease of approximately \$1 million in revenue. The Oklahoma Corporation Commission staff is currently reviewing this filing and a decision is expected in the second quarter of 2006.

Texas. In April 2005, the Railroad Commission of Texas (Railroad Commission) established new gas tariffs that increased Southern Gas Operations' base rate and service revenues by a combined \$2 million in the unincorporated environs of its Beaumont/East Texas and South Texas Divisions. In June and August 2005, Southern Gas Operations filed requests to implement these same rates within the incorporated cities located in the two divisions. The proposed rates were approved or became effective by operation of law in all but five of these cities, which cities denied the rate change requests. Southern Gas Operations appealed the actions of these five cities to the Railroad Commission. Additionally, 19 cities where new rates had already gone into effect subsequently challenged the jurisdictional and statutory basis for implementation of those rates. Southern Gas Operations petitioned the Railroad Commission for an order declaring that the new rates had been properly established within these 19 cities.

In April 2006, Southern Gas Operations reached tentative agreements with the last of the cities that are parties to the Railroad Commission proceedings. The agreements anticipate the dismissal or settlement of the Railroad Commission actions and the implementation of the settlement rates.

Once all settlement rates are implemented in all jurisdictions including unincorporated areas, Southern Gas Operations' base rates and miscellaneous service charges are expected to increase by a total of \$17 million annually over the pre-April 2005 levels. Approximately \$4 million of this increase was reflected in the Company's 2005 revenues. The Company expects approximately \$16 million will be reflected in revenues in 2006, and the total \$17 million will be reflected in revenues in 2007. The settlements also provide that these new rates will not change over the next three to five years.

MINNESOTA GAS

In April 2006, Minnesota Gas revised its gas cost filing for the twelve months ended June 30, 2005, which had not yet been approved by the Minnesota Public Utilities Commission (MPUC). Minnesota Gas refined its unbilled revenue estimate to more accurately reflect the effect of lost and unaccounted for gas. As a result, Minnesota Gas determined that its gas costs for the gas cost years ended June 30, 2001 through June 30, 2005 were understated. Minnesota Gas' revised gas cost filing requested approximately \$9 million in additional recovery for the twelve months ended June 30, 2005. The amended filing also requested recovery of approximately \$13 million related to the period from July 1, 2000 through June 30, 2004 and a waiver from the MPUC rules allowing recovery of such costs, since the gas costs for those years had been previously approved. The filing proposes recovery of the 2001-2004 costs over a 3-year period beginning in 2007.

In November 2005, Minnesota Gas filed a request with the MPUC to increase annual rates by approximately \$41 million. In December 2005, the MPUC approved an interim rate increase of approximately \$35 million that was implemented January 1, 2006. Any excess of amounts collected under the interim rates over the amounts approved

in final rates is subject to refund to customers. A hearing was held in April 2006 and a decision is expected by the MPUC in 2006.

In December 2004, the MPUC opened an investigation to determine whether Minnesota Gas' practices regarding restoring natural gas service during the period between October 15 and April 15 (Cold Weather Period) are in compliance with the MPUC's Cold Weather Rule (CWR), which governs disconnection and reconnection of customers during the Cold Weather Period. In June 2005, the Minnesota Office of the Attorney General (OAG) issued its report alleging Minnesota Gas had violated the CWR and recommended a \$5 million penalty. In addition, in June 2005, the Company was named in a suit filed in the United States District Court, District of Minnesota on behalf of a purported class of customers who allege that Minnesota Gas' conduct under the CWR was in violation of the law. On March 28, 2006 the court gave preliminary approval to a \$13.5 million settlement which, if ultimately approved by the court following a hearing, will resolve all claims against Minnesota Gas which have or could have been asserted by residential natural gas customers in the CWR class action. If also approved by the MPUC, the settlement will resolve the claims made by the OAG. During the fourth quarter 2005, the Company established a litigation reserve to cover the anticipated settlement costs under the terms of this settlement.

(b) City of Tyler, Texas Dispute.

In July 2002, the City of Tyler, Texas, asserted that Southern Gas Operations had overcharged residential and small commercial customers in that city for gas costs under supply agreements in effect since 1992. That dispute was referred to the Railroad Commission by agreement of the parties for a determination of whether Southern Gas Operations has properly charged and collected for gas service to its residential and commercial customers in its Tyler distribution system in accordance with lawful filed tariffs during the period beginning November 1, 1992, and ending October 31, 2002. In December 2004, the Railroad Commission conducted a hearing on the matter. In May 2005, the Railroad Commission issued a final order finding that the Company had complied with its tariffs, acted prudently in entering into its gas supply contracts, and prudently managed those contracts. In August 2005, the City of Tyler appealed this order to the Travis County District Court. In April 2006, the Company and the City of Tyler reached a tentative agreement which anticipates the dismissal of the District Court appeal. Once the appeal is dismissed, the Railroad Commission's final order and its findings are not subject to further review or modification.

(3) DERIVATIVE INSTRUMENTS

The Company is exposed to various market risks. These risks arise from transactions entered into in the normal course of business. The Company utilizes derivative financial instruments such as physical forward contracts, swaps and options (energy derivatives) to mitigate the impact of changes in its natural gas businesses on its operating results and cash flows.

Cash Flow Hedges. During the three months ended March 31, 2006, hedge ineffectiveness was a gain of \$1 million from derivatives that qualify for and are designated as cash flow hedges. No component of the derivative instruments' gain or loss was excluded from the assessment of effectiveness. If it becomes probable that an anticipated transaction will not occur, the Company realizes in net income the deferred gains and losses previously recognized in accumulated other comprehensive loss. Once the anticipated transaction occurs, the accumulated deferred gain or loss recognized in accumulated other comprehensive loss is reclassified and included in the Company's Condensed Statements of Consolidated Income under the "Expense" caption "Natural Gas." Cash flows resulting from these transactions in non-trading energy derivatives are included in the Condensed Statements of Consolidated Cash Flows in the same category as the item being hedged. As of March 31, 2006, the Company expects \$4 million (\$3 million after-tax) in accumulated other comprehensive loss to be reclassified as an increase in Natural Gas expense during the next twelve months.

The maximum length of time the Company is hedging its exposure to the variability in future cash flows using financial instruments is primarily two years with a limited amount of exposure up to ten years. The Company's policy is not to exceed ten years in hedging its exposure.

Other Derivative Financial Instruments. Load following services that the Company offers its natural gas customers create an inherent tendency for the Company to be either long or short natural gas supplies relative to customer purchase commitments. The Company enters into physical and financial forward natural gas contracts to manage these load following natural gas supply requirements. These forward natural gas contracts are derivatives

which are not designated as hedges and are accounted for on a mark-to-market basis with changes in fair value reported through earnings. While the Company also utilizes derivative instruments to manage physical commodity price risks, it does not engage in proprietary or speculative commodity trading. During the three months ended March 31, 2006, the Company recognized net gains related to these positions amounting to \$10 million. As of March 31, 2006, the Company had recorded short-term assets of \$14 million and short-term liabilities of \$21 million related to these derivative contracts, included in non-trading derivative assets and liabilities, respectively, in the Condensed Consolidated Balance Sheets.

(4) GOODWILL AND INTANGIBLES

Goodwill by reportable business segment is as follows (in millions):

	DECEMBER 31, 2005	MARCH 31, 2006
Natural Gas Distribution.....	\$ 746	\$ 746
Pipelines and Field Services.....	604	604
Competitive Natural Gas Sales and Services..	339	339
Other Operations.....	20	20
	-----	-----
Total.....	\$1,709	\$1,709
	=====	=====

The components of the Company's other intangible assets consist of the following (in millions):

	DECEMBER 31, 2005		MARCH 31, 2006	
	CARRYING AMOUNT	ACCUMULATED AMORTIZATION	CARRYING AMOUNT	ACCUMULATED AMORTIZATION
Land Use Rights..	\$ 7	\$ (3)	\$ 7	\$ (3)
Other.....	21	(7)	22	(8)
	---	---	---	---
Total.....	\$28	\$ (10)	\$29	\$ (11)
	===	=====	===	=====

Amortization expense for other intangibles for each of the three-month periods ended March 31, 2005 and 2006 was less than \$1 million. Estimated amortization expense for the remainder of 2006 and each of the five succeeding fiscal years is approximately \$2 million.

(5) LONG-TERM DEBT AND RECEIVABLES FACILITY

(a) Long-Term Debt.

In March 2006, the Company replaced its \$400 million five-year revolving credit facility with a \$550 million five-year revolving credit facility. The facility has a first drawn cost of London Interbank Offered Rate (LIBOR) plus 45 basis points based on the Company's current credit ratings, as compared to LIBOR plus 55 basis points for borrowings under the facility it replaced. The facility contains covenants, including a debt to total capitalization covenant of 65%.

Under the credit facility, an additional utilization fee of 10 basis points applies to borrowings any time more than 50% of the facility is utilized, and the spread to LIBOR fluctuates based on the Company's credit rating. Borrowings under the facility are subject to customary terms and conditions. However, there is no requirement that the Company make representations prior to borrowings as to the absence of material adverse changes or litigation that could be expected to have a material adverse effect. Borrowings under the credit facility are subject to acceleration upon the occurrence of events of default that the Company consider customary.

As of March 31, 2006, the Company had no borrowings under its \$550 million credit facility. The Company was in compliance with all covenants as of March 31, 2006.

(b) Receivables Facility.

In January 2006, the Company's \$250 million receivables facility was extended to January 2007. As of March 31, 2006, the Company had \$141 million of advances under its receivables facility. The facility was temporarily increased to \$375 million for the period from January 2006 to the end of the 2006 to provide additional liquidity to the Company during the peak heating season of 2006.

Advances under the receivables facility averaged \$181 million and \$141 million for the three months ended March 31, 2005 and 2006, respectively. Sales of receivables were approximately \$520 million and \$346 million for the three months ended March 31, 2005 and 2006, respectively.

(6) COMPREHENSIVE INCOME

The following table summarizes the components of total comprehensive income (net of tax):

	FOR THE THREE MONTHS ENDED MARCH 31,	
	2005	2006
	(IN MILLIONS)	
Net income	\$ 96	\$ 97
Other comprehensive income:		
Net deferred gain (loss) from cash flow hedges ...	9	(3)
Reclassification of deferred loss (gain) from cash flow hedges realized in net income	1	(9)
Other comprehensive income (loss)	10	(12)
Comprehensive income	\$106	\$ 85
	====	====

The following table summarizes the components of accumulated other comprehensive income (loss):

	DECEMBER 31, 2005	MARCH 31, 2006
	(IN MILLIONS)	
Net deferred gain (loss) from cash flow hedges..	\$11	\$(1)
	===	===

(7) RELATED PARTY TRANSACTIONS

The following table summarizes receivables from, or payables to, CenterPoint Energy or its subsidiaries:

	DECEMBER 31, 2005	MARCH 31, 2006
	(IN MILLIONS)	
Accounts receivable from affiliates	\$ 4	\$ 4
Accounts payable to affiliates	(34)	(31)
Notes receivable from/(payable to) affiliates(1) ..	(289)	(28)
Accounts and notes receivable/(payable) -- affiliated companies, net	\$(319)	\$(55)
Long-term accounts receivable from affiliates	\$ 29	\$ 29
Long-term accounts payable to affiliates	(20)	(21)
Long-term accounts and notes receivable -- affiliated companies, net	\$ 9	\$ 8
	=====	=====

The Company participates in a "money pool" through which it can borrow or invest on a short-term basis. Funding needs are aggregated and external borrowing or investing is based on the net cash position. The net funding requirements of the money pool are expected to be met with borrowings under CenterPoint Energy's revolving credit facility or the sale of commercial paper.

For the three months ended March 31, 2005 and 2006, the Company had net interest income (expense) related to affiliate borrowings of approximately \$1 million and \$(1) million, respectively.



CenterPoint Energy provides some corporate services to the Company. The costs of services have been charged directly to the Company using methods that management believes are reasonable. These methods include negotiated usage rates, dedicated asset assignment, and proportionate corporate formulas based on assets, operating expenses and employees. These charges are not necessarily indicative of what would have been incurred had the Company not been an affiliate. Amounts charged to the Company for these services were \$29 million and \$3 million for the three months ended March 31, 2005 and 2006, respectively, and are included primarily in operation and maintenance expenses.

(8) COMMITMENTS AND CONTINGENCIES

(a) Capital Commitments.

In October 2005, CenterPoint Energy Gas Transmission Company (CEGT), a wholly owned subsidiary of CERC Corp., signed a 10-year firm transportation agreement with XTO Energy (XTO) to transport 600 million cubic feet (MMcf) per day of natural gas from Carthage, Texas to CEGT's Perryville hub in Northeast Louisiana. To accommodate this transaction, CEGT filed a certificate application with the FERC in March 2006 to build a 172 mile, 42-inch diameter pipeline, and related compression facilities at an estimated cost of \$425 million. The capacity of the pipeline under this filing will be 1.275 billion cubic feet (Bcf) per day. CEGT has signed firm contracts for substantially the full capacity of the pipeline. The Company will consider an expansion of the pipeline pending the outcome of an open season announced in late April 2006. During the four-year period subsequent to the in-service date of the pipeline, XTO can request, and subject to mutual negotiations that meet specific financial parameters, CEGT would construct a 67 mile extension from CEGT's Perryville hub to an interconnect with Texas Eastern Gas Transmission at Union Church, Mississippi.

(b) Legal Matters.

Natural Gas Measurement Lawsuits. CERC Corp. and certain of its subsidiaries are defendants in a suit filed in 1997 under the Federal False Claims Act alleging mismeasurement of natural gas produced from federal and Indian lands. The suit seeks undisclosed damages, along with statutory penalties, interest, costs, and fees. The complaint is part of a larger series of complaints filed against 77 natural gas pipelines and their subsidiaries and affiliates. An earlier single action making substantially similar allegations against the pipelines was dismissed by the federal district court for the District of Columbia on grounds of improper joinder and lack of jurisdiction. As a result, the various individual complaints were filed in numerous courts throughout the country. This case has been consolidated, together with the other similar False Claims Act cases, in the federal district court in Cheyenne, Wyoming.

In addition, CERC Corp. and certain of its subsidiaries are defendants in two mismeasurement lawsuits brought against approximately 245 pipeline companies and their affiliates pending in state court in Stevens County, Kansas. In one case (originally filed in May 1999 and amended four times), the plaintiffs purport to represent a class of royalty owners who allege that the defendants have engaged in systematic mismeasurement of the volume of natural gas for more than 25 years. The plaintiffs amended their petition in this suit in July 2003 in response to an order from the judge denying certification of the plaintiffs' alleged class. In the amendment the plaintiffs dismissed their claims against certain defendants (including two of the Company's subsidiaries), limited the scope of the class of plaintiffs they purport to represent and eliminated previously asserted claims based on mismeasurement of the Btu content of the gas. The same plaintiffs then filed a second lawsuit, again as representatives of a class of royalty owners, in which they assert their claims that the defendants have engaged in systematic mismeasurement of the Btu content of natural gas for more than 25 years. In both lawsuits, the plaintiffs seek compensatory damages, along with statutory penalties, treble damages, interest, costs and fees. The Company and its subsidiaries believe that there has been no systematic mismeasurement of gas and that the suits are without merit. The Company does not expect the ultimate outcome to have a material impact on its financial condition, results of operations or cash flows.

Gas Cost Recovery Litigation. In October 2002, a suit was filed in state district court in Wharton County, Texas against the Company, CenterPoint Energy, Entex Gas Marketing Company, and certain non-affiliated companies alleging fraud, violations of the Texas Deceptive Trade Practices Act, violations of the Texas Utilities Code, civil conspiracy and violations of the Texas Free Enterprise and Antitrust Act with respect to rates charged to certain consumers of natural gas in the State of Texas. Subsequently, the plaintiffs added as defendants CenterPoint Energy Marketing Inc., CenterPoint Energy Gas Transmission Company, United Gas, Inc., Louisiana Unit Gas

Transmission Company, CenterPoint Energy Pipeline Services, Inc., and CenterPoint Energy Trading and Transportation Group, Inc., all of which are subsidiaries of the Company. The plaintiffs alleged that defendants inflated the prices charged to certain consumers of natural gas. In February 2003, a similar suit was filed in state court in Caddo Parish, Louisiana against the Company with respect to rates charged to a purported class of certain consumers of natural gas and gas service in the State of Louisiana. In February 2004, another suit was filed in state court in Calcasieu Parish, Louisiana against the Company seeking to recover alleged overcharges for gas or gas services allegedly provided by Southern Gas Operations to a purported class of certain consumers of natural gas and gas service without advance approval by the LPSC. In October 2004, a similar case was filed in district court in Miller County, Arkansas against the Company, CenterPoint Energy, Entex Gas Marketing Company, CenterPoint Energy Gas Transmission Company, CenterPoint Energy Field Services, CenterPoint Energy Pipeline Services, Inc., Mississippi River Transmission Corp. and other non-affiliated companies alleging fraud, unjust enrichment and civil conspiracy with respect to rates charged to certain consumers of natural gas in at least the states of Arkansas, Louisiana, Mississippi, Oklahoma and Texas. At the time of the filing of each of the Caddo and Calcasieu Parish cases, the plaintiffs in those cases filed petitions with the LPSC relating to the same alleged rate overcharges. The Caddo and Calcasieu Parish cases have been stayed pending the resolution of the respective proceedings by the LPSC. The plaintiffs in the Miller County case seek class certification, but the proposed class has not been certified. In February 2005, the Wharton County case was removed to federal district court in Houston, Texas, and in March 2005, the plaintiffs voluntarily moved to dismiss the case and agreed not to refile the claims asserted unless the Miller County case is not certified as a class action or is later decertified. The range of relief sought by the plaintiffs in these cases includes injunctive and declaratory relief, restitution for the alleged overcharges, exemplary damages or trebling of actual damages, civil penalties and attorney's fees. In these cases, the Company, CenterPoint Energy and their affiliates deny that they have overcharged any of their customers for natural gas and believe that the amounts recovered for purchased gas have been in accordance with what is permitted by state regulatory authorities. The allegations in these cases are similar to those asserted in the City of Tyler proceeding described in Note 2(b). The Company does not expect the outcome of these matters to have a material impact on its financial condition, results of operations or cash flows.

Pipeline Safety Compliance. Pursuant to an order from the Minnesota Office of Pipeline Safety, the Company substantially completed removal of certain non-code-compliant components from a portion of its distribution system by December 2, 2005. The components were installed by a predecessor company, which was not affiliated with the Company during the period in which the components were installed. In November 2005, Minnesota Gas filed a request with the MPUC to recover the capitalized expenditures (approximately \$39 million) and related expenses, together with a return on the capitalized portion through rates as part of its existing rate case as further discussed in Note 2(a).

Minnesota Cold Weather Rule. In December 2004, the MPUC opened an investigation to determine whether Minnesota Gas' practices regarding restoring natural gas service during the Cold Weather Period are in compliance with the MPUC's CWR, which governs disconnection and reconnection of customers during the Cold Weather Period. In June 2005, the Minnesota OAG issued its report alleging Minnesota Gas had violated the CWR and recommended a \$5 million penalty. In addition, in June 2005, the Company was named in a suit filed in the United States District Court, District of Minnesota on behalf of a purported class of customers who allege that Minnesota Gas' conduct under the CWR was in violation of the law. In March 2006, the court gave preliminary approval to a \$13.5 million settlement which, if ultimately approved by the court following a hearing, will resolve all claims against Minnesota Gas which have or could have been asserted by residential natural gas customers in the CWR class action. If also approved by the MPUC, the settlement will resolve the claims made by the OAG. During the fourth quarter 2005, the Company established a litigation reserve to cover the anticipated settlement costs under the terms of this settlement.

(c) Environmental Matters.

Hydrocarbon Contamination. CERC Corp. and certain of its subsidiaries are among the defendants in lawsuits filed beginning in August 2001 in Caddo Parish and Bossier Parish, Louisiana. The suits allege that, at some unspecified date prior to 1985, the defendants allowed or caused hydrocarbon or chemical contamination of the Wilcox Aquifer, which lies beneath property owned or leased by certain of the defendants and which is the sole or primary drinking water aquifer in the area. The primary source of the contamination is alleged by the plaintiffs to be a gas processing facility in Haughton, Bossier Parish, Louisiana known as the "Sligo Facility," which was formerly operated by a predecessor in interest of CERC Corp. This facility was purportedly used for gathering natural gas

from surrounding wells, separating liquid hydrocarbons from the natural gas for marketing, and transmission of natural gas for distribution.

Beginning about 1985, the predecessors of certain CERC Corp. defendants engaged in a voluntary remediation of any subsurface contamination of the groundwater below the property they owned or leased. This work has been done in conjunction with and under the direction of the Louisiana Department of Environmental Quality. The plaintiffs seek monetary damages for alleged damage to the aquifer underlying their property, including the cost of restoring their property to its original condition and damages for diminution of value of their property. In addition, plaintiffs seek damages for trespass, punitive, and exemplary damages. The Company does not expect the ultimate cost associated with resolving this matter to have a material impact on its financial condition, results of operations or cash flows.

Manufactured Gas Plant Sites. The Company and its predecessors operated manufactured gas plants (MGP) in the past. In Minnesota, the Company has completed remediation on two sites, other than ongoing monitoring and water treatment. There are five remaining sites in the Company's Minnesota service territory. The Company believes that it has no liability with respect to two of these sites.

At March 31, 2006, the Company had accrued \$14 million for remediation of these Minnesota sites. At March 31, 2006, the estimated range of possible remediation costs for these sites was \$4 million to \$35 million based on remediation continuing for 30 to 50 years. The cost estimates are based on studies of a site or industry average costs for remediation of sites of similar size. The actual remediation costs will be dependent upon the number of sites to be remediated, the participation of other potentially responsible parties (PRP), if any, and the remediation methods used. The Company has utilized an environmental expense tracker mechanism in its rates in Minnesota to recover estimated costs in excess of insurance recovery. As of March 31, 2006, the Company has collected \$13 million from insurance companies and rate payers to be used for future environmental remediation.

In addition to the Minnesota sites, the United States Environmental Protection Agency and other regulators have investigated MGP sites that were owned or operated by the Company or may have been owned by one of its former affiliates. The Company has been named as a defendant in two lawsuits filed in United States District Court, District of Maine and Middle District of Florida, Jacksonville Division under which contribution is sought by private parties for the cost to remediate former MGP sites based on the previous ownership of such sites by former affiliates of the Company or its divisions. The Company has also been identified as a PRP by the State of Maine for a site that is the subject of one of the lawsuits. In March 2005, the court considering the other suit for contribution granted the Company's motion to dismiss on the grounds that the Company was not an "operator" of the site as had been alleged. The plaintiff in that case has filed an appeal of the court's dismissal of the Company. The Company is investigating details regarding these sites and the range of environmental expenditures for potential remediation. However, the Company believes it is not liable as a former owner or operator of those sites under the Comprehensive Environmental, Response, Compensation and Liability Act of 1980, as amended, and applicable state statutes, and is vigorously contesting those suits and its designation as a PRP.

Mercury Contamination. The Company's pipeline and distribution operations have in the past employed elemental mercury in measuring and regulating equipment. It is possible that small amounts of mercury may have been spilled in the course of normal maintenance and replacement operations and that these spills may have contaminated the immediate area with elemental mercury. The Company has found this type of contamination at some sites in the past, and the Company has conducted remediation at these sites. It is possible that other contaminated sites may exist and that remediation costs may be incurred for these sites. Although the total amount of these costs is not known at this time, based on the Company's experience and that of others in the natural gas industry to date and on the current regulations regarding remediation of these sites, the Company believes that the costs of any remediation of these sites will not be material to the Company's financial condition, results of operations or cash flows.

Other Environmental. From time to time the Company has received notices from regulatory authorities or others regarding its status as a PRP in connection with sites found to require remediation due to the presence of environmental contaminants. In addition, the Company has been named from time to time as a defendant in litigation related to such sites. Although the ultimate outcome of such matters cannot be predicted at this time, the Company does not expect, based on its experience to date, these matters, either individually or in the aggregate, to have a material adverse effect on the Company's financial condition, results of operations or cash flows.

(d) Other Proceedings.

The Company is involved in other legal, environmental, tax and regulatory proceedings before various courts, regulatory commissions and governmental agencies regarding matters arising in the ordinary course of business. Some of these proceedings involve substantial amounts. The Company's management regularly analyzes current information and, as necessary, provides accruals for probable liabilities on the eventual disposition of these matters. The Company's management does not expect the disposition of these matters to have a material adverse effect on the Company's financial condition, results of operations or cash flows.

(e) Guarantees.

Prior to CenterPoint Energy's distribution of its ownership in Reliant Energy, Inc. (formerly Reliant Resources, Inc.) (RRI) to its shareholders, the Company had guaranteed certain contractual obligations of what became RRI's trading subsidiary. Under the terms of the separation agreement between the companies, RRI agreed to extinguish all such guarantee obligations prior to separation, but when separation occurred in September 2002, RRI had been unable to extinguish all obligations. To secure CenterPoint Energy and the Company against obligations under the remaining guarantees, RRI agreed to provide cash or letters of credit for the benefit of the Company and CenterPoint Energy, and undertook to use commercially reasonable efforts to extinguish the remaining guarantees. CenterPoint Energy's current exposure under the remaining guarantees relates to the Company's guarantee of the payment by RRI of demand charges related to transportation contracts with one counterparty. The demand charges are approximately \$53 million per year in 2006 through 2015, \$49 million in 2016, \$38 million in 2017 and \$13 million in 2018. As a result of changes in market conditions, CenterPoint Energy's potential exposure under that guarantee currently exceeds the security provided by RRI. CenterPoint Energy has requested RRI to increase the amount of its existing letters of credit or, in the alternative, to obtain a release of the Company's obligations under the guarantee, and CenterPoint Energy and RRI are pursuing other alternatives. RRI continues to meet its obligations under the transportation contracts.

(f) Tax Contingencies.

The Company has established reserves for certain significant tax items including issues relating to prior acquisitions and dispositions of business operations and certain positions taken with respect to state tax filings. The total amount reserved for these tax items is approximately \$32 million as of December 31, 2005 and March 31, 2006.

(9) REPORTABLE BUSINESS SEGMENTS

Because the Company is an indirect wholly owned subsidiary of CenterPoint Energy, the Company's determination of reportable business segments considers the strategic operating units under which CenterPoint Energy manages sales, allocates resources and assesses performance of various products and services to wholesale or retail customers in differing regulatory environments. The accounting policies of the business segments are the same as those described in the summary of significant accounting policies except that some executive benefit costs have not been allocated to business segments. The Company uses operating income as the measure of profit or loss for its business segments.

The Company's reportable business segments include the following: Natural Gas Distribution, Competitive Natural Gas Sales and Services, Pipelines and Field Services (formerly Pipelines and Gathering) and Other Operations. Natural Gas Distribution consists of intrastate natural gas sales to, and natural gas transportation and distribution for, residential, commercial, industrial and institutional customers. The Company reorganized the oversight of its Natural Gas Distribution business segment and, as a result, beginning in the fourth quarter of 2005, the Company established a new reportable business segment, Competitive Natural Gas Sales and Services. Competitive Natural Gas Sales and Services represents the Company's non-rate regulated gas sales and services operations, which consist of three operational functions: wholesale, retail and intrastate pipelines. Pipelines and Field Services includes the interstate natural gas pipeline operations and the natural gas gathering and pipeline services businesses. Other Operations consists primarily of other corporate operations which support all of the Company's business operations. All prior period segment information has been reclassified to conform to the 2006 presentation.

Long-lived assets include net property, plant and equipment, net goodwill and other intangibles and equity investments in unconsolidated subsidiaries. Intersegment sales are eliminated in consolidation.

The following table summarizes financial data for the Company's reportable business segments:

	FOR THE THREE MONTHS ENDED MARCH 31, 2005			TOTAL ASSETS AS OF DECEMBER 31, 2005
	REVENUES FROM EXTERNAL CUSTOMERS	NET INTERSEGMENT REVENUES	OPERATING INCOME (LOSS)	
	(IN MILLIONS)			
Natural Gas Distribution	\$1,329	\$ --	\$123	\$ 4,612
Competitive Natural Gas Sales and Services ..	832	93	16	1,849
Pipelines and Field Services	84	37	64	2,968
Other Operations	3	1	(1)	743
Eliminations	--	(131)	--	(1,871)
Consolidated	\$2,248	\$ --	\$202	\$ 8,301

	FOR THE THREE MONTHS ENDED MARCH 31, 2006			TOTAL ASSETS AS OF MARCH 31, 2006
	REVENUES FROM EXTERNAL CUSTOMERS	NET INTERSEGMENT REVENUES	OPERATING INCOME (LOSS)	
	(IN MILLIONS)			
Natural Gas Distribution	\$1,477	\$ 3	\$103	\$ 4,169
Competitive Natural Gas Sales and Services ..	1,126	37	25	1,379
Pipelines and Field Services	87	38	73	2,973
Other Operations	--	2	(1)	504
Eliminations	--	(80)	--	(1,517)
Consolidated	\$2,690	\$ --	\$200	\$ 7,508

(10) EMPLOYEE BENEFIT PLANS

The Company's employees participate in CenterPoint Energy's postretirement benefit plan. The Company's net periodic cost includes the following components relating to postretirement benefits:

	THREE MONTHS ENDED MARCH 31,	
	2005	2006
	(IN MILLIONS)	
Interest cost	\$ 2	\$ 2
Amortization of prior service cost	1	--
Other	--	1
Net periodic cost	\$ 3	\$ 3

The Company expects to contribute approximately \$13 million to its postretirement benefits plan in 2006, of which \$4 million had been contributed as of March 31, 2006.

ITEM 2. MANAGEMENT'S NARRATIVE ANALYSIS OF THE RESULTS OF OPERATIONS

The following narrative analysis should be read in combination with our Interim Condensed Financial Statements contained in Item 1 of this report.

We meet the conditions specified in General Instruction H(1)(a) and (b) to Form 10-Q and are therefore permitted to use the reduced disclosure format for wholly owned subsidiaries of reporting companies. Accordingly, we have omitted from this report the information called for by Item 2 (Management's Discussion and Analysis of Financial Condition and Results of Operations) and Item 3 (Quantitative and Qualitative Disclosures About Market Risk) of Part I and the following Part II items of Form 10-Q: Item 2 (Unregistered Sales of Equity Securities and Use of Proceeds), Item 3 (Defaults Upon Senior Securities) and Item 4 (Submission of Matters to a Vote of Security Holders). The following discussion explains material changes in our revenue and expense items between the three months ended March 31, 2005 and the three months ended March 31, 2006. Reference is made to "Management's Narrative Analysis of the Results of Operations" in Item 7 of the Annual Report on Form 10-K of CERC Corp. for the year ended December 31, 2005 (CERC Corp. Form 10-K).

CONSOLIDATED RESULTS OF OPERATIONS

Our results of operations are affected by seasonal fluctuations in the demand for natural gas and price movements of energy commodities. Our results of operations are also affected by, among other things, the actions of various federal, state and local governmental authorities having jurisdiction over rates we charge, competition in our various business operations, debt service costs and income tax expense. For more information regarding factors that may affect the future results of operations of our business, please read "Risk Factors" in Item 1A of Part I of the CERC Corp. Form 10-K.

The following table sets forth our consolidated results of operations for the three months ended March 31, 2005 and 2006, followed by a discussion of the results of operations by business segment based on operating income. We have provided a reconciliation of consolidated operating income to net income below.

	THREE MONTHS ENDED MARCH 31,	
	2005	2006
	(IN MILLIONS)	
Revenues	\$2,248	\$2,690
Expenses:		
Natural gas	1,781	2,193
Operation and maintenance	173	197
Depreciation and amortization	49	50
Taxes other than income taxes	43	50
Total Expenses	2,046	2,490
Operating Income	202	200
Interest and Other Finance Charges ..	(45)	(40)
Other Income, net	4	3
Income Before Income Taxes	161	163
Income Tax Expense	(65)	(66)
Net Income	\$ 96	\$ 97

RESULTS OF OPERATIONS BY BUSINESS SEGMENT

Some amounts from the previous year have been reclassified to conform to the 2006 presentation of the financial statements. These reclassifications do not affect consolidated net income.

Revenues by segment include intersegment sales, which are eliminated in consolidation.

NATURAL GAS DISTRIBUTION

The following table provides summary data of our Natural Gas Distribution business segment for the three months ended March 31, 2005 and 2006 (in millions, except throughput and customer data):

	THREE MONTHS ENDED MARCH 31,	
	2005	2006
Revenues	\$ 1,329	\$ 1,480
Expenses:		
Natural gas	997	1,146
Operation and maintenance	135	150
Depreciation and amortization	37	38
Taxes other than income taxes	37	43
Total expenses	1,206	1,377
Operating Income	\$ 123	\$ 103
Throughput (in billion cubic feet (Bcf)):		
Residential	77	67
Commercial and industrial	77	72
Total Throughput	154	139
Average number of customers:		
Residential	2,851,514	2,889,013
Commercial and industrial	248,826	253,519
Total	3,100,340	3,142,532

THREE MONTHS ENDED MARCH 31, 2006 COMPARED TO THREE MONTHS ENDED MARCH 31, 2005

Our Natural Gas Distribution business segment reported operating income of \$103 million for the three months ended March 31, 2006 as compared to \$123 million for the three months ended March 31, 2005. Increases in operating margins (revenues less natural gas costs) from rate increases (\$12 million) and increased gross receipts taxes resulting from higher revenues (\$6 million), were substantially offset by the impact of milder weather and decreased throughput net of continued customer growth with the addition of approximately 42,000 customers since March 2005 (\$12 million). Operation and maintenance expense increased \$15 million primarily due to severance costs associated with staff reductions in the first quarter of 2006 (\$6 million), increased bad debt expense associated with higher gas prices (\$3 million) and increased contracts and services expenses and corporate services (\$4 million). Additionally, taxes other than income taxes increased \$6 million primarily due to higher gross receipts taxes, which offset the corresponding increase in revenues as discussed above.

COMPETITIVE NATURAL GAS SALES AND SERVICES

The following table provides summary data of our Competitive Natural Gas Sales and Services business segment for the three months ended March 31, 2005 and 2006 (in millions, except throughput and customer data):

	THREE MONTHS ENDED MARCH 31,	
	2005	2006
Revenues	\$ 925	\$1,163
Expenses:		
Natural gas	902	1,129
Operation and maintenance	5	8
Depreciation and amortization ..	1	--
Taxes other than income taxes ..	1	1
Total expenses	909	1,138
Operating Income	\$ 16	\$ 25
Throughput (in Bcf):		
Wholesale - third parties	82	89
Wholesale - affiliates	14	11
Retail	47	48
Pipeline	19	10
Total Throughput	162	158
Average number of customers:		
Wholesale	136	145
Retail	6,224	6,517
Pipeline	153	147
Total	6,513	6,809

THREE MONTHS ENDED MARCH 31, 2006 COMPARED TO THREE MONTHS ENDED MARCH 31, 2005

Our Competitive Natural Gas Sales and Services business segment reported operating income of \$25 million for the three months ended March 31, 2006 as compared to \$16 million for the three months ended March 31, 2005. The increase in operating income of \$9 million was primarily due to increased operating margins (revenues less natural gas costs) related to higher sales to utilities and favorable basis differentials over the pipeline capacity that we control (\$23 million) less the impact of an adjustment in the first quarter of 2006 to write-down natural gas inventory to the lower of average cost or market (\$13 million), partially offset by higher payroll and benefit related expenses (\$1 million) and increased bad debt expense (\$1 million). Natural gas that is purchased for inventory is accounted for at the lower of average cost or market price at each balance sheet date.

PIPELINES AND FIELD SERVICES

The following table provides summary data of our Pipelines and Field Services business segment for the three months ended March 31, 2005 and 2006 (in millions, except throughput data):

	THREE MONTHS ENDED MARCH 31,	
	2005	2006
Revenues	\$121	\$125
Expenses:		
Natural gas	7	(4)
Operation and maintenance	34	39
Depreciation and amortization ..	11	12
Taxes other than income taxes ..	5	5
Total expenses	57	52
Operating Income	\$ 64	\$ 73
Throughput (in Bcf):		
Natural Gas Sales	1	--
Transportation	271	274
Gathering	83	88
Eliminations (1)	(1)	--
Total Throughput	354	362

(1) Elimination of volumes both transported and sold.

THREE MONTHS ENDED MARCH 31, 2006 COMPARED TO THREE MONTHS ENDED MARCH 31, 2005

Pipelines and Field Services business segment reported operating income of \$73 million for the three months ended March 31, 2006 as compared to \$64 million for the three months ended March 31, 2005. Operating income for the pipeline business for the three months ended March 31, 2006 was \$49 million compared to \$48 million for the three months ended March 31, 2005. The field services business recorded operating income of \$24 million for the three months ended March 31, 2006 compared to \$16 million for the three months ended March 31, 2005. Operating income increased by \$9 million primarily due to increased revenues from higher demand for transportation and higher demand for ancillary services on the regulated pipelines (\$7 million), higher commodity prices and increased throughput and demand for services related to our core gas gathering operations (\$11 million), partially offset by increased operation and maintenance expenses (\$5 million).

Additionally, this business segment has a 50% interest in a jointly-owned gas processing plant. Included in other income for the three months ended March 31, 2006 and 2005 was equity income of \$2 million and \$1 million, respectively, related to the joint venture.

CERTAIN FACTORS AFFECTING FUTURE EARNINGS

For information on other developments, factors and trends that may have an impact on our future earnings, please read "Risk Factors" in Item 1A of Part I and "Management's Narrative Analysis of Results of Operations -- Certain Factors Affecting Future Earnings" in Item 7 of Part II of the CERC Corp. Form 10-K.

LIQUIDITY AND CAPITAL RESOURCES

Our liquidity and capital requirements are affected primarily by our results of operations, capital expenditures, debt service requirements, and working capital needs. Our principal cash requirements for the remainder of 2006 are approximately \$584 million of capital expenditures and \$145 million principal amount of maturing debt.

We expect that borrowings under our credit facility, anticipated cash flows from operations and borrowings from affiliates will be sufficient to meet our cash needs for 2006. Cash needs may also be met by issuing securities in the capital markets.

Off-Balance Sheet Arrangements. Other than operating leases and the guarantees described below, we have no off-balance sheet arrangements. However, we do participate in a receivables factoring arrangement. CERC Corp. has a bankruptcy remote subsidiary, which we consolidate, which was formed for the sole purpose of buying receivables created by us and selling those receivables to an unrelated third-party. This transaction is accounted for as a sale of receivables under the provisions of Statement of Financial Accounting Standards (SFAS) No. 140, "Accounting for Transfers and Servicing of Financial Assets and Extinguishments of Liabilities," and, as a result, the related receivables are excluded from the Condensed Consolidated Balance Sheet. In January 2006, our \$250 million facility was extended to January 2007. As of March 31, 2006, we had \$141 million of advances under our receivables facility. The facility was temporarily increased to \$375 million for the period from January 2006 to June 2006 to provide additional liquidity to us during the peak heating season of 2006.

Prior to CenterPoint Energy's distribution of its ownership in Reliant Energy, Inc. (formerly Reliant Resources, Inc.) (RRI) to its shareholders, we had guaranteed certain contractual obligations of what became RRI's trading subsidiary. Under the terms of the separation agreement between the companies, RRI agreed to extinguish all such guarantee obligations prior to separation, but when separation occurred in September 2002, RRI had been unable to extinguish all obligations. To secure CenterPoint Energy and us against obligations under the remaining guarantees, RRI agreed to provide cash or letters of credit for our benefit and that of CenterPoint Energy, and undertook to use commercially reasonable efforts to extinguish the remaining guarantees. CenterPoint Energy's current exposure under the remaining guarantees relates to our guarantee of the payment by RRI of demand charges related to transportation contracts with one counterparty. The demand charges are approximately \$53 million per year in 2006 through 2015, \$49 million in 2016, \$38 million in 2017 and \$13 million in 2018. As a result of changes in market conditions, CenterPoint Energy's potential exposure under that guarantee currently exceeds the security provided by RRI. CenterPoint Energy has requested RRI to increase the amount of its existing letters of credit or, in the alternative, to obtain a release of our obligations under the guarantee, and CenterPoint Energy and RRI are pursuing other alternatives. RRI continues to meet its obligations under the transportation contracts.

Credit Facilities. In March 2006, we replaced our \$400 million five-year revolving credit facility with a \$550 million five-year revolving credit facility. The facility has a first drawn cost of London Interbank Offered Rate (LIBOR) plus 45 basis points based on our current credit ratings, as compared to LIBOR plus 55 basis points for borrowings under the facility it replaced. The facility contains covenants, including a debt to total capitalization covenant of 65%.

Under the credit facility, an additional utilization fee of 10 basis points applies to borrowings any time more than 50% of the facility is utilized, and the spread to LIBOR fluctuates based on our credit rating. Borrowings under the facility are subject to customary terms and conditions. However, there is no requirement that we make representations prior to borrowings as to the absence of material adverse changes or litigation that could be expected to have a material adverse effect. Borrowings under the credit facility are subject to acceleration upon the occurrence of events of default that we consider customary. We are currently in compliance with the various business and financial covenants contained in respective credit facilities.

As of May 1, 2006, the credit facility was not utilized.

Temporary Investments. As of May 1, 2006, we had external temporary investments of \$46 million.

Money Pool. We participate in a "money pool" through which we and certain of our affiliates can borrow or invest on a short-term basis. Funding needs are aggregated and external borrowing or investing is based on the net cash position. The net funding requirements of the money pool are expected to be met with borrowings under CenterPoint Energy's revolving credit facility or the sale of commercial paper. At May 1, 2006, we had no borrowings from the money pool. The money pool may not provide sufficient funds to meet our cash needs.

Securities Registered with the SEC. At March 31, 2006, we had a shelf registration statement covering \$500 million principal amount of debt securities.

Impact on Liquidity of a Downgrade in Credit Ratings. As of May 1, 2006, Moody's Investors Service, Inc. (Moody's), Standard & Poor's Ratings Services, a division of The McGraw-Hill Companies (S&P) and Fitch, Inc. (Fitch) had assigned the following credit ratings to our senior unsecured debt:

MOODY'S		S&P		FITCH	
RATING	OUTLOOK (1)	RATING	OUTLOOK (2)	RATING	OUTLOOK (3)
Baa3	Stable	BBB	Stable	BBB	Stable

(1) A "stable" outlook from Moody's indicates that Moody's does not expect to put the rating on review for an upgrade or downgrade within 18 months from when the outlook was assigned or last affirmed.

(2) An S&P rating outlook assesses the potential direction of a long-term credit rating over the intermediate to longer term.

(3) A "stable" outlook from Fitch encompasses a one-to-two year horizon as to the likely ratings direction.

We cannot assure you that these ratings will remain in effect for any given period of time or that one or more of these ratings will not be lowered or withdrawn entirely by a rating agency. We note that these credit ratings are not recommendations to buy, sell or hold our securities and may be revised or withdrawn at any time by the rating agency. Each rating should be evaluated independently of any other rating. Any future reduction or withdrawal of one or more of our credit ratings could have a material adverse impact on our ability to obtain short- and long-term financing, the cost of such financings, the willingness of suppliers to extend credit lines to us on an unsecured basis and the execution of our commercial strategies.

A decline in credit ratings could increase borrowing costs under our \$550 million revolving credit facility. A decline in credit ratings would also increase the interest rate on long-term debt to be issued in the capital markets and could negatively impact our ability to complete capital market transactions. Additionally, a decline in credit ratings could increase cash collateral requirements and reduce margins of our Natural Gas Distribution and Competitive Natural Gas Sales and Services business segments.

CenterPoint Energy Services, Inc. (CES), a wholly owned subsidiary of CERC Corp. operating in our Competitive Natural Gas Sales and Services business segment, provides comprehensive natural gas sales and services primarily to commercial and industrial customers and electric and gas utilities throughout the central and eastern United States. In order to hedge its exposure to natural gas prices, CES uses financial derivatives with provisions standard for the industry that establish credit thresholds and require a party to provide additional collateral on two business days' notice when that party's rating or the rating of a credit support provider for that party (CERC Corp. in this case) falls below those levels. We estimate that as of March 31, 2006, unsecured credit limits extended to CES by counterparties aggregate \$131 million; however, utilized credit capacity is significantly lower. In addition, we and our subsidiaries purchase natural gas under supply agreements that contain an aggregate credit threshold of \$100 million based on our S&P Senior Unsecured Long-Term Debt rating of BBB. Upgrades and downgrades from this BBB rating will increase and decrease the aggregate credit threshold accordingly.

Cross Defaults. Under CenterPoint Energy's revolving credit facility, a payment default on, or a non-payment default that permits acceleration of, any indebtedness exceeding \$50 million by us will cause a default. Pursuant to the indenture governing CenterPoint Energy's senior notes, a payment default by us, in respect of, or an acceleration of, borrowed money and certain other specified types of obligations, in the aggregate principal amount of \$50 million will cause a default. As of May 1, 2006, CenterPoint Energy had issued six series of senior notes aggregating \$1.4 billion in principal amount under this indenture. A default by CenterPoint Energy would not trigger a default under our debt instruments or bank credit facilities.

Other Factors that Could Affect Cash Requirements. In addition to the above factors, our liquidity and capital resources could be affected by:

- cash collateral requirements that could exist in connection with certain contracts, including gas purchases, gas price hedging and gas storage activities of our Natural Gas Distribution and Competitive Natural Gas Sales and Services business segments, particularly given gas price levels and volatility;

- acceleration of payment dates on certain gas supply contracts under certain circumstances, as a result of increased gas prices and concentration of suppliers;
- increased costs related to the acquisition of gas;
- increases in interest expense in connection with debt refinancings and borrowings under credit facilities;
- various regulatory actions;
- the ability of RRI and its subsidiaries to satisfy their obligations to us or in connection with the contractual arrangement pursuant to which we are a guarantor;
- slower customer payments and increased write-offs of receivables due to higher gas prices;
- contributions to benefit plans;
- restoration costs and revenue losses resulting from natural disasters such as hurricanes; and
- various other risks identified in "Risk Factors" in Item 1A of Part I of the CERC Corp. Form 10-K.

Certain Contractual Limits on Ability to Issue Securities and Pay Dividends. Our bank facility and our receivables facility limit our debt as a percentage of our total capitalization to 65 percent and our receivables facility also contains an earnings before interest, taxes, depreciation and amortization to interest covenant.

Our parent, CenterPoint Energy, was a registered public utility holding company under the Public Utility Holding Company Act of 1935, as amended (the 1935 Act). The Energy Policy Act of 2005 (Energy Act) repealed the 1935 Act effective February 8, 2006. The Energy Act includes a new Public Utility Holding Company Act of 2005 (PUHCA 2005) which grants to the Federal Energy Regulatory Commission (FERC) authority to require holding companies and their subsidiaries to maintain certain books and records and make them available for review by the FERC and state regulatory authorities in certain circumstances. On December 8, 2005, the FERC issued rules implementing PUHCA 2005 that will require CenterPoint Energy to notify the FERC of its status as a holding company and to maintain certain books and records and make these available to the FERC. On April 24, 2006, the FERC considered motions for rehearing of these rules and proposed to adopt additional rules regarding maintenance of books and records by utility holding companies.

Relationship with CenterPoint Energy. We are an indirect wholly owned subsidiary of CenterPoint Energy. As a result of this relationship, the financial condition and liquidity of our parent company could affect our access to capital, our credit standing and our financial condition.

CRITICAL ACCOUNTING POLICIES

A critical accounting policy is one that is both important to the presentation of our financial condition and results of operations and requires management to make difficult, subjective or complex accounting estimates. An accounting estimate is an approximation made by management of a financial statement element, item or account in the financial statements. Accounting estimates in our historical consolidated financial statements measure the effects of past business transactions or events, or the present status of an asset or liability. The accounting estimates described below require us to make assumptions about matters that are highly uncertain at the time the estimate is made. Additionally, different estimates that we could have used or changes in an accounting estimate that are reasonably likely to occur could have a material impact on the presentation of our financial condition or results of operations. The circumstances that make these judgments difficult, subjective and/or complex have to do with the need to make estimates about the effect of matters that are inherently uncertain. Estimates and assumptions about future events and their effects cannot be predicted with certainty. We base our estimates on historical experience and on various other assumptions that we believe to be reasonable under the circumstances, the results of which form the basis for making judgments. These estimates may change as new events occur, as more experience is acquired, as additional information is obtained and as our operating environment changes. Our significant accounting policies are discussed in Note 2 to the consolidated financial statements in the CERC Corp. Form 10-K. We believe the following accounting policies involve the application of critical accounting estimates. Accordingly, these accounting

estimates have been reviewed and discussed with the audit committee of the board of directors of CenterPoint Energy.

IMPAIRMENT OF LONG-LIVED ASSETS AND INTANGIBLES

We review the carrying value of our long-lived assets, including goodwill and identifiable intangibles, whenever events or changes in circumstances indicate that such carrying values may not be recoverable, and annually for goodwill as required by SFAS No. 142, "Goodwill and Other Intangible Assets." Unforeseen events and changes in circumstances and market conditions and material differences in the value of long-lived assets and intangibles due to changes in estimates of future cash flows, regulatory matters and operating costs could negatively affect the fair value of our assets and result in an impairment charge.

Fair value is the amount at which the asset could be bought or sold in a current transaction between willing parties and may be estimated using a number of techniques, including quoted market prices or valuations by third parties, present value techniques based on estimates of cash flows, or multiples of earnings or revenue performance measures. The fair value of the asset could be different using different estimates and assumptions in these valuation techniques.

ASSET RETIREMENT OBLIGATIONS

We account for our long-lived assets under SFAS No. 143, "Accounting for Asset Retirement Obligations" (SFAS No. 143), and Financial Accounting Standards Board Interpretation No. 47, "Accounting for Conditional Asset Retirement Obligations - An Interpretation of SFAS No. 143" (FIN 47). SFAS No. 143 and FIN 47 require that an asset retirement obligation be recorded at fair value in the period in which it is incurred if a reasonable estimate of fair value can be made. In the same period, the associated asset retirement costs are capitalized as part of the carrying amount of the related long-lived asset. Rate-regulated entities may recognize regulatory assets or liabilities as a result of timing differences between the recognition of costs as recorded in accordance with SFAS No. 143 and FIN 47, and costs recovered through the ratemaking process.

We estimate the fair value of asset retirement obligations by calculating the discounted cash flows that are dependent upon the following components:

- Inflation adjustment - The estimated cash flows are adjusted for inflation estimates for labor, equipment, materials, and other disposal costs;
- Discount rate - The estimated cash flows include contingency factors that were used as a proxy for the market risk premium; and
- Third party markup adjustments - Internal labor costs included in the cash flow calculation were adjusted for costs that a third party would incur in performing the tasks necessary to retire the asset.

Changes in these factors could materially affect the obligation recorded to reflect the ultimate cost associated with retiring the assets under SFAS No. 143 and FIN 47. For example, if the inflation adjustment increased 25 basis points, this would increase the balance for asset retirement obligations by approximately 4%. Similarly, an increase in the discount rate by 25 basis points would decrease asset retirement obligations by approximately 3%. At March 31, 2006, our estimated cost of retiring these assets is approximately \$64 million.

UNBILLED REVENUES

Revenues related to the sale and/or delivery of natural gas are generally recorded when natural gas is delivered to customers. However, the determination of sales to individual customers is based on the reading of their meters, which is performed on a systematic basis throughout the month. At the end of each month, amounts of natural gas delivered to customers since the date of the last meter reading are estimated and the corresponding unbilled revenue is estimated. Unbilled natural gas sales are estimated based on estimated purchased gas volumes, estimated lost and unaccounted for gas and tariffed rates in effect. As additional information becomes available, or actual amounts are determinable, the recorded estimates are revised. Consequently, operating results can be affected by revisions to prior accounting estimates.

ITEM 4. CONTROLS AND PROCEDURES

In accordance with Exchange Act Rules 13a-15 and 15d-15, we carried out an evaluation, under the supervision and with the participation of management, including our principal executive officer and principal financial officer, of the effectiveness of our disclosure controls and procedures as of the end of the period covered by this report. Based on that evaluation, our principal executive officer and principal financial officer concluded that our disclosure controls and procedures were effective as of March 31, 2006 to provide assurance that information required to be disclosed in our reports filed or submitted under the Exchange Act is recorded, processed, summarized and reported within the time periods specified in the Securities and Exchange Commission's rules and forms and such information is accumulated and communicated to our management, including our principal executive officer and principal financial officer, as appropriate to allow timely decisions regarding disclosure.

There has been no change in our internal controls over financial reporting that occurred during the three months ended March 31, 2006 that has materially affected, or is reasonably likely to materially affect, our internal controls over financial reporting.

PART II. OTHER INFORMATION

ITEM 1. LEGAL PROCEEDINGS

For a discussion of material legal and regulatory proceedings affecting us, please read Notes 2 and 8 to our Interim Condensed Financial Statements, each of which is incorporated herein by reference. See also "Business -- Regulation" and "-- Environmental Matters" in Item 1 and "Legal Proceedings" in Item 3 of the CERC Corp. Form 10-K.

ITEM 1A. RISK FACTORS

There have been no material changes from the risk factors disclosed in the CERC Corp. Form 10-K.

ITEM 5. OTHER INFORMATION

Our ratio of earnings to fixed charges for the three months ended March 31, 2005 and 2006 was 4.31 and 4.69, respectively. We do not believe that the ratios for these three month periods are necessarily indicators of the ratios for the twelve month period due to the seasonal nature of our business. The ratios were calculated pursuant to applicable rules of the Securities and Exchange Commission.

ITEM 6. EXHIBITS

The following exhibits are filed herewith:

Exhibits not incorporated by reference to a prior filing are designated by a cross (+); all exhibits not so designated are incorporated by reference to a prior filing as indicated.

EXHIBIT NUMBER	DESCRIPTION	REPORT OR REGISTRATION STATEMENT	SEC FILE OR REGISTRATION NUMBER	EXHIBIT REFERENCE
3.1.1	- Certificate of Incorporation of RERC Corp.	Form 10-K for the year ended December 31, 1997	1-13265	3(a)(1)
3.1.2	- Certificate of Merger merging former NorAm Energy Corp. with and into HI Merger, Inc. dated August 6, 1997	Form 10-K for the year ended December 31, 1997	1-13265	3(a)(2)
3.1.3	- Certificate of Amendment changing the name to Reliant Energy Resources Corp.	Form 10-K for the year ended December 31, 1998	1-13265	3(a)(3)
3.1.4	- Certificate of Amendment changing the name to CenterPoint Energy Resources Corp.	Form 10-Q for the quarter ended June 30, 2003	1-13265	3(a)(4)

EXHIBIT NUMBER	DESCRIPTION	REPORT OR REGISTRATION STATEMENT	SEC FILE OR REGISTRATION NUMBER	EXHIBIT REFERENCE
3.2	- Bylaws of RERC Corp.	Form 10-K for the year ended December 31, 1997	1-13265	3(b)
4.1	- \$550,000,000 Credit Agreement dated as of March 31, 2006, among CERC Corp., as Borrower, and the banks named therein	CERC Corp.'s Form 8-K dated March 31, 2006	1-13265	4.3
+12	- Computation of Ratios of Earnings to Fixed Charges			
+31.1	- Rule 13a-14(a)/15d-14(a) Certification of David M. McClanahan			
+31.2	- Rule 13a-14(a)/15d-14(a) Certification of Gary L. Whitlock			
+32.1	- Section 1350 Certification of David M. McClanahan			
+32.2	- Section 1350 Certification of Gary L. Whitlock			
+99.1	- Items incorporated by reference from the CERC Corp. Form 10-K. Item 1A "--Risk Factors."			

SIGNATURES

Pursuant to the requirements of the Securities Exchange Act of 1934, the registrant has duly caused this report to be signed on its behalf by the undersigned thereunto duly authorized.

CENTERPOINT ENERGY RESOURCES CORP.

By: /s/ James S. Brian

James S. Brian
Senior Vice President and Chief
Accounting Officer

Date: May 12, 2006

EXHIBIT INDEX

EXHIBIT NUMBER	DESCRIPTION	REPORT OR REGISTRATION STATEMENT	SEC FILE OR REGISTRATION NUMBER	EXHIBIT REFERENCE
3.1.1	- Certificate of Incorporation of RERC Corp.	Form 10-K for the year ended December 31, 1997	1-13265	3 (a) (1)
3.1.2	- Certificate of Merger merging former NorAm Energy Corp. with and into HI Merger, Inc. dated August 6, 1997	Form 10-K for the year ended December 31, 1997	1-13265	3 (a) (2)
3.1.3	- Certificate of Amendment changing the name to Reliant Energy Resources Corp.	Form 10-K for the year ended December 31, 1998	1-13265	3 (a) (3)
3.1.4	- Certificate of Amendment changing the name to CenterPoint Energy Resources Corp.	Form 10-Q for the quarter ended June 30, 2003	1-13265	3 (a) (4)
3.2	- Bylaws of RERC Corp.	Form 10-K for the year ended December 31, 1997	1-13265	3 (b)
4.1	- \$550,000,000 Credit Agreement dated as of March 31, 2006, among CERC Corp., as Borrower, and the banks named therein	CERC Corp.'s Form 8-K dated March 31, 2006	1-13265	4.3
+12	- Computation of Ratios of Earnings to Fixed Charges			
+31.1	- Rule 13a-14(a)/15d-14(a) Certification of David M. McClanahan			
+31.2	- Rule 13a-14(a)/15d-14(a) Certification of Gary L. Whitlock			
+32.1	- Section 1350 Certification of David M. McClanahan			
+32.2	- Section 1350 Certification of Gary L. Whitlock			
+99.1	- Items incorporated by reference from the CERC Corp. Form 10-K. Item 1A "--Risk Factors."			

Exhibit 12

CENTERPOINT ENERGY RESOURCES CORP. AND SUBSIDIARIES
 (AN INDIRECT WHOLLY OWNED SUBSIDIARY OF CENTERPOINT ENERGY, INC.)

COMPUTATION OF RATIOS OF EARNINGS TO FIXED CHARGES
 (MILLIONS OF DOLLARS)

	THREE MONTHS ENDED	
	MARCH 31,	
	2005	2006
Net Income	\$ 96	\$ 97
Income taxes	65	66
Capitalized interest	--	(1)
	161	162
Fixed charges, as defined:		
Interest	45	40
Capitalized interest	--	1
Interest component of rentals charged to operating income ..	3	3
Total fixed charges	48	44
Earnings, as defined	\$209	\$ 206
Ratio of earnings to fixed charges	4.31	4.69

EXHIBIT 31.1

CERTIFICATIONS

David M. McClanahan, certify that:

1. I have reviewed this quarterly report on Form 10-Q of CenterPoint Energy Resources Corp.;
2. Based on my knowledge, this report does not contain any untrue statement of a material fact or omit to state a material fact necessary to make the statements made, in light of the circumstances under which such statements were made, not misleading with respect to the period covered by this report;
3. Based on my knowledge, the financial statements, and other financial information included in this report, fairly present in all material respects the financial condition, results of operations and cash flows of the registrant as of, and for, the periods presented in this report;
4. The registrant's other certifying officer(s) and I are responsible for establishing and maintaining disclosure controls and procedures (as defined in Exchange Act Rules 13a-15(e) and 15d-15(e)) for the registrant and have:
 - (a) Designed such disclosure controls and procedures, or caused such disclosure controls and procedures to be designed under our supervision, to ensure that material information relating to the registrant, including its consolidated subsidiaries, is made known to us by others within those entities, particularly during the period in which this report is being prepared;
 - (b) Evaluated the effectiveness of the registrant's disclosure controls and procedures and presented in this report our conclusions about the effectiveness of the disclosure controls and procedures, as of the end of the period covered by this report based on such evaluation; and
 - (c) Disclosed in this report any change in the registrant's internal control over financial reporting that occurred during the registrant's most recent fiscal quarter (the registrant's fourth fiscal quarter in the case of an annual report) that has materially affected, or is reasonably likely to materially affect, the registrant's internal control over financial reporting; and
5. The registrant's other certifying officer(s) and I have disclosed, based on our most recent evaluation of internal control over financial reporting, to the registrant's auditors and the audit committee of the registrant's board of directors (or persons performing the equivalent functions):
 - (a) All significant deficiencies and material weaknesses in the design or operation of internal control over financial reporting which are reasonably likely to adversely affect the registrant's ability to record, process, summarize and report financial information; and
 - (b) Any fraud, whether or not material, that involves management or other employees who have a significant role in the registrant's internal control over financial reporting.

Date: May 12, 2006

/s/ David M. McClanahan

David M. McClanahan
President and Chief Executive Officer

EXHIBIT 31.2

CERTIFICATIONS

Gary L. Whitlock, certify that:

1. I have reviewed this quarterly report on Form 10-Q of CenterPoint Energy Resources Corp.;
2. Based on my knowledge, this report does not contain any untrue statement of a material fact or omit to state a material fact necessary to make the statements made, in light of the circumstances under which such statements were made, not misleading with respect to the period covered by this report;
3. Based on my knowledge, the financial statements, and other financial information included in this report, fairly present in all material respects the financial condition, results of operations and cash flows of the registrant as of, and for, the periods presented in this report;
4. *The registrant's other certifying officer(s) and I are responsible for establishing and maintaining disclosure controls and procedures (as defined in Exchange Act Rules 13a-15(e) and 15d-15(e)) for the registrant and have:*
 - (a) Designed such disclosure controls and procedures, or caused such disclosure controls and procedures to be designed under our supervision, to ensure that material information relating to the registrant, including its consolidated subsidiaries, is made known to us by others within those entities, particularly during the period in which this report is being prepared;
 - (b) Evaluated the effectiveness of the registrant's disclosure controls and procedures and presented in this report our conclusions about the effectiveness of the disclosure controls and procedures, as of the end of the period covered by this report based on such evaluation; and
 - (c) Disclosed in this report any change in the registrant's internal control over financial reporting that occurred during the registrant's most recent fiscal quarter (*the registrant's fourth fiscal quarter in the case of an annual report*) that has materially affected, or is reasonably likely to materially affect, the registrant's internal control over financial reporting; and
5. The registrant's other certifying officer(s) and I have disclosed, based on our most recent evaluation of internal control over financial reporting, to the registrant's auditors and the audit committee of the registrant's board of directors (or persons performing the equivalent functions):
 - (a) All significant deficiencies and material weaknesses in the design or operation of internal control over financial reporting which are reasonably likely to adversely affect the registrant's ability to record, process, summarize and report financial information; and
 - (b) Any fraud, whether or not material, that involves management or other employees who have a significant role in the registrant's internal control over financial reporting.

Date: May 12, 2006

/s/ Gary L. Whitlock

Gary L. Whitlock
Executive Vice President and
Chief Financial Officer

EXHIBIT 32.1

**CERTIFICATION PURSUANT TO
18 U.S.C. SECTION 1350,
AS ADOPTED PURSUANT TO SECTION 906
OF THE SARBANES-OXLEY ACT OF 2002**

In connection with the Quarterly Report of CenterPoint Energy Resources Corp. (the "Company") on Form 10-Q for the period ended March 31, 2006 (the "Report"), as filed with the Securities and Exchange Commission on the date hereof, I, David M. McClanahan, Chief Executive Officer, certify, pursuant to 18 U.S.C. Section 1350, as adopted pursuant to Section 906 of the Sarbanes-Oxley Act of 2002, to the best of my knowledge, that:

1. The Report fully complies with the requirements of section 13(a) or 15(d) of the Securities Exchange Act of 1934, as amended; and
2. The information contained in the Report fairly presents, in all material respects, the financial condition and results of operations of the Company.

/s/ David M. McClanahan

David M. McClanahan
President and Chief Executive Officer
May 12, 2006

EXHIBIT 32.2

CERTIFICATION PURSUANT TO
18 U.S.C. SECTION 1350,
AS ADOPTED PURSUANT TO SECTION 906
OF THE SARBANES-OXLEY ACT OF 2002

In connection with the Quarterly Report of CenterPoint Energy Resources Corp. (the "Company") on Form 10-Q for the period ended March 31, 2006 (the "Report"), as filed with the Securities and Exchange Commission on the date hereof, I, Gary L. Whitlock, Chief Financial Officer, certify, pursuant to 18 U.S.C. Section 1350, as adopted pursuant to Section 906 of the Sarbanes-Oxley Act of 2002, to the best of my knowledge, that:

1. The Report fully complies with the requirements of section 13(a) or 15(d) of the Securities Exchange Act of 1934, as amended; and
2. The information contained in the Report fairly presents, in all material respects, the financial condition and results of operations of the Company.

/s/ Gary L. Whitlock

Gary L. Whitlock
Executive Vice President and Chief Financial Officer
May 12, 2006

ITEM 1A. RISK FACTORS

RISK FACTORS AFFECTING OUR BUSINESSES

RATE REGULATION OF OUR BUSINESS MAY DELAY OR DENY OUR ABILITY TO EARN A REASONABLE RETURN AND FULLY RECOVER OUR COSTS.

Our rates for our local distribution companies are regulated by certain municipalities and state commissions, and for our interstate pipelines by the FERC, based on an analysis of our invested capital and our expenses in a test year. Thus, the rates that we are allowed to charge may not match our expenses at any given time. The regulatory process in which rates are determined may not always result in rates that will produce full recovery of our costs and enable us to earn a reasonable return on our invested capital. **OUR BUSINESSES MUST COMPETE WITH ALTERNATIVE ENERGY SOURCES, WHICH COULD LEAD TO LESS NATURAL GAS BEING MARKETED, AND OUR PIPELINES AND FIELD SERVICES BUSINESSES MUST COMPETE DIRECTLY WITH OTHERS IN THE TRANSPORTATION, STORAGE, GATHERING, TREATING AND PROCESSING OF NATURAL GAS, WHICH COULD LEAD TO LOWER PRICES, EITHER OF WHICH COULD HAVE AN ADVERSE IMPACT ON OUR RESULTS OF OPERATIONS, FINANCIAL CONDITION AND CASH FLOWS.**

We compete primarily with alternate energy sources such as electricity and other fuel sources. In some areas, intrastate pipelines, other natural gas distributors and marketers also compete directly with us for natural gas sales to end-users. In addition, as a result of federal regulatory changes affecting interstate pipelines, natural gas marketers operating on these pipelines may be able to bypass our facilities and market, sell and/or transport natural gas directly to commercial and industrial customers. Any reduction in the amount of natural gas marketed, sold or transported by us as a result of competition may have an adverse impact on our results of operations, financial condition and cash flows.

Our two interstate pipelines and our gathering systems compete with other interstate and intrastate pipelines and gathering systems in the transportation and storage of natural gas. The principal elements of competition are rates, terms of service, and flexibility and reliability of service. *They also compete indirectly with other forms of energy, including electricity, coal and fuel oils. The primary competitive factor is price.* The actions of our competitors could lead to lower prices, which may have an adverse impact on our results of operations, financial condition and cash flows.

OUR NATURAL GAS DISTRIBUTION AND COMPETITIVE NATURAL GAS SALES AND SERVICES BUSINESSES ARE SUBJECT TO FLUCTUATIONS IN NATURAL GAS PRICING LEVELS, WHICH COULD AFFECT THE ABILITY OF OUR SUPPLIERS AND CUSTOMERS TO MEET THEIR OBLIGATIONS OR OTHERWISE ADVERSELY AFFECT OUR LIQUIDITY.

We are subject to risk associated with increases in the price of natural gas, which has been the trend in recent years. Increases in natural gas prices might affect our ability to collect balances due from our customers and, on the regulated side, could create the potential for uncollectible accounts expense to exceed the recoverable levels built into our tariff rates. In addition, a sustained period of high natural gas prices could apply downward demand pressure on natural gas consumption in the areas in which we operate and increase the risk that our suppliers or customers fail or are unable to meet their obligations. Additionally, increasing gas prices could create the need for us to provide collateral in order to purchase gas.

IF WE WERE TO FAIL TO EXTEND A CONTRACT WITH ONE OF OUR SIGNIFICANT PIPELINE CUSTOMERS, THERE COULD BE AN ADVERSE IMPACT ON OUR OPERATIONS.

Our contract with Laclede Gas Company, one of our pipeline's customers, is currently scheduled to expire in 2007. To the extent the pipeline is unable to extend this contract or the contract is renegotiated at rates substantially less than the rates provided in the current contract, there could be an adverse effect on our results of operations, financial condition and cash flows.

A DECLINE IN OUR CREDIT RATING COULD RESULT IN US HAVING TO PROVIDE COLLATERAL IN ORDER TO PURCHASE GAS.

If our credit rating were to decline, we might be required to post cash collateral in order to purchase natural gas. If a credit rating downgrade and the resultant cash collateral requirement were to occur at a time when we were experiencing significant working capital requirements or otherwise lacked liquidity, we might be unable to obtain the necessary natural gas to meet our obligations to customers, and our results of operations, financial condition and cash flows would be adversely affected.

OUR PIPELINES' AND FIELD SERVICES' BUSINESS REVENUES AND RESULTS OF OPERATIONS ARE SUBJECT TO FLUCTUATIONS IN THE SUPPLY OF GAS.

Our pipelines and field services business largely relies on gas sourced in the various supply basins located in the Midcontinent region of the United States. To the extent the availability of this supply is substantially reduced, it could have an adverse effect on our results of operations, financial condition and cash flows.

OUR REVENUES AND RESULTS OF OPERATIONS ARE SEASONAL.

A substantial portion of our revenues is derived from natural gas sales and transportation. Thus, our revenues and results of operations are subject to seasonality, weather conditions and other changes in natural gas usage, with revenues being higher during the winter months.

RISK FACTORS ASSOCIATED WITH OUR CONSOLIDATED FINANCIAL CONDITION

IF WE ARE UNABLE TO ARRANGE FUTURE FINANCINGS ON ACCEPTABLE TERMS, OUR ABILITY TO REFINANCE EXISTING INDEBTEDNESS COULD BE LIMITED.

As of December 31, 2005, we had \$2 billion of outstanding indebtedness on a consolidated basis. As of December 31, 2005, approximately \$465 million principal amount of this debt must be paid through 2008. Our future financing activities may depend, at least in part, on:

- general economic and capital market conditions;
- credit availability from financial institutions and other lenders;
- investor confidence in us and the market in which we operate;
- maintenance of acceptable credit ratings;
- market expectations regarding our future earnings and probable cash flows;
- market perceptions of our ability to access capital markets on reasonable terms; and
- provisions of relevant tax and securities laws.

Our current credit ratings are discussed in "Management's Narrative Analysis of Results of Operations -- Liquidity -- Impact on Liquidity of a Downgrade in Credit Ratings" in Item 7 of this report. These credit ratings may not remain in effect for any given period of time and one or more of these ratings may be lowered or withdrawn entirely by a rating agency. We note that these credit ratings are not recommendations to buy, sell or hold our securities. Each rating should be evaluated independently of any other rating. Any future reduction or withdrawal of one or more of our credit ratings could have a material adverse impact on our ability to access capital on acceptable terms.

THE FINANCIAL CONDITION AND LIQUIDITY OF OUR PARENT COMPANY COULD AFFECT OUR ACCESS TO CAPITAL, OUR CREDIT STANDING AND OUR FINANCIAL CONDITION.

Our ratings and credit may be impacted by CenterPoint Energy's credit standing. As of December 31, 2005, CenterPoint Energy and its other subsidiaries have approximately \$200 million principal amount of debt required to be paid through 2008. This amount excludes amounts related to capital leases, securitization debt and indexed debt securities obligations. In addition, CenterPoint Energy has \$830 million of outstanding convertible notes on which holders could exercise their "put" rights during this period. We cannot assure you that CenterPoint Energy and its other subsidiaries will be able to pay or refinance these amounts. If CenterPoint Energy were to experience a deterioration in its credit standing or liquidity difficulties, our access to credit and our credit ratings could be adversely affected.

WE ARE AN INDIRECT WHOLLY OWNED SUBSIDIARY OF CENTERPOINT ENERGY. CENTERPOINT ENERGY CAN EXERCISE SUBSTANTIAL CONTROL OVER OUR DIVIDEND POLICY AND BUSINESS AND OPERATIONS AND COULD DO SO IN A MANNER THAT IS ADVERSE TO OUR INTERESTS.

are managed by officers and employees of CenterPoint Energy. Our management will make determinations with respect to the following:

- our payment of dividends;
- decisions on our financings and our capital raising activities;
- mergers or other business combinations; and
- our acquisition or disposition of assets.

There are no contractual restrictions on our ability to pay dividends to CenterPoint Energy. Our management could decide to increase our dividends to CenterPoint Energy to support its cash needs. This could adversely affect our liquidity. However, under our credit facility and our receivables facility, our ability to pay dividends is restricted by a covenant that debt as a percentage of total capitalization may not exceed 65%.

THE USE OF DERIVATIVE CONTRACTS BY US AND OUR SUBSIDIARIES IN THE NORMAL COURSE OF BUSINESS COULD RESULT IN FINANCIAL LOSSES THAT NEGATIVELY IMPACT OUR RESULTS OF OPERATIONS AND THOSE OF OUR SUBSIDIARIES.

We use derivative instruments, such as swaps, options, futures and forwards, to manage our commodity and financial market risks. We could recognize financial losses as a result of volatility in the market values of these contracts, or should a counterparty fail to perform. In the absence of actively quoted market prices and pricing information from external sources, the valuation of these financial instruments can involve management's judgment or use of estimates. As a result, changes in the underlying assumptions could affect the reported fair value of these contracts.

RISKS COMMON TO OUR BUSINESSES AND OTHER RISKS WE ARE SUBJECT TO OPERATIONAL AND FINANCIAL RISKS AND LIABILITIES ARISING FROM ENVIRONMENTAL LAWS AND REGULATIONS.

Our operations are subject to stringent and complex laws and regulations pertaining to health, safety and the environment. As an owner or operator of natural gas pipelines and distribution systems, gas gathering and processing systems, and electric transmission and distribution systems we must comply with these laws and regulations at the federal, state and local levels. These laws and regulations can restrict or impact our business activities in many ways, such as:

- restricting the way we can handle or dispose of our wastes;
- limiting or prohibiting construction activities in sensitive areas such as wetlands, coastal regions, or areas inhabited by endangered species;
- requiring remedial action to mitigate pollution conditions caused by our operations, or attributable to former operations; and
- enjoining the operations of facilities deemed in non-compliance with permits issued pursuant to such environmental laws and regulations.

In order to comply with these requirements, we may need to spend substantial amounts and devote other resources from time to time to:

- construct or acquire new equipment;
- acquire permits for facility operations;
- modify or replace existing and proposed equipment; and
- clean up or decommission waste disposal areas, fuel storage and management facilities and other locations and facilities.

Failure to comply with these laws and regulations may trigger a variety of administrative, civil and criminal enforcement measures, including the assessment of monetary penalties, the imposition of remedial actions, and the issuance of orders enjoining future operations. Certain environmental statutes impose strict, joint and several liability for costs required to clean up and restore sites where hazardous substances have been disposed or otherwise released. Moreover, it is not uncommon for neighboring landowners and other third parties to file claims for personal injury and property damage allegedly caused by the release of hazardous substances or other waste products into the environment.

OUR INSURANCE COVERAGE MAY NOT BE SUFFICIENT. INSUFFICIENT INSURANCE COVERAGE AND INCREASED INSURANCE COSTS COULD ADVERSELY IMPACT OUR RESULTS OF OPERATIONS, FINANCIAL CONDITION AND CASH FLOWS.

We currently have general liability and property insurance in place to cover certain of our facilities in amounts that we consider appropriate. Such policies are subject to certain limits and deductibles and do not include business interruption coverage. Insurance coverage may not be available in the future at current costs or on commercially reasonable terms, and the insurance proceeds received for any loss of, or any damage to, any of our facilities may not be sufficient to restore the loss or damage without negative impact on our results of operations, financial condition and cash flows.

WE AND CENTERPOINT ENERGY COULD INCUR LIABILITIES ASSOCIATED WITH BUSINESSES AND ASSETS THAT WE HAVE TRANSFERRED TO OTHERS.

In connection with the organization and capitalization of RRI, RRI and its subsidiaries assumed liabilities associated with various assets and businesses Reliant Energy transferred to them. RRI also agreed to indemnify, and cause the applicable transferee subsidiaries to indemnify, CenterPoint Energy and its subsidiaries, including us, with respect to liabilities associated with the transferred assets and businesses. The indemnity provisions were intended to place sole financial responsibility on RRI and its subsidiaries for all liabilities associated with the current and historical businesses and operations of RRI, regardless of the time those liabilities arose. If RRI is unable to satisfy a liability that has been so assumed in circumstances in which Reliant Energy has not been released from the liability in connection with the transfer, we or CenterPoint Energy could be responsible for satisfying the liability.

Prior to CenterPoint Energy's distribution of its ownership in RRI to its shareholders, we had guaranteed certain contractual obligations of what became RRI's trading subsidiary. Under the terms of the separation agreement between the companies, RRI agreed to extinguish all such guaranty obligations prior to separation, but when separation occurred in September 2002, RRI had been unable to extinguish all obligations. To secure CenterPoint Energy and us against obligations under the remaining guarantees, RRI agreed to provide cash or letters of credit for our benefit and that of CenterPoint Energy, and undertook to use commercially reasonable efforts to extinguish the remaining guarantees. Our current exposure under the remaining guarantees relates to our guaranty of the payment by RRI of demand charges related to transportation contracts with one counterparty. The demand charges are approximately \$53 million per year in 2006 through 2015, \$49 million in 2016, \$38 million in 2017 and \$13 million in 2018. As a result of changes in market conditions, our potential exposure under that guaranty currently exceeds the security provided by RRI. We have requested RRI to increase the amount of its existing letters of credit or, in the alternative, to obtain a release of our obligations under the guaranty, and we and RRI are pursuing alternatives. *RRI continues to meet its obligations under the transportation contracts.*

RRI's unsecured debt ratings are currently below investment grade. If RRI were unable to meet its obligations, it would need to consider, among various options, restructuring under the bankruptcy laws, in which event RRI might not honor its indemnification obligations and claims by RRI's creditors might be made against us as its former owner.



STAYING POWER

YESTERDAY. TODAY. TOMORROW.
Always There[®]

 **CenterPoint.**
Energy

2005 Annual Report



OUR CODE OF ETHICS

The CenterPoint Energy Ethics and Compliance Code is based on our core values of integrity, accountability, initiative and respect, and reflects the basic ethical principles that guide our conduct. Copies of our Ethics and Compliance Code are available in the Investors section of our Web site at www.CenterPointEnergy.com.

TABLE OF CONTENTS

Financial Highlights	1
Letter to Shareholders	2
Electric Transmission & Distribution	4
Natural Gas Distribution	8
Pipelines and Field Services	10
Competitive Natural Gas Sales and Services	13
In the Community	14
Board of Directors	15
Officers	16
Investor Information	Inside Back Cover

OUR COMPANY AT A GLANCE

ELECTRIC TRANSMISSION & DISTRIBUTION (T&D) – The CenterPoint Energy (CNP) T&D utility serves nearly 2 million metered customers in the Houston metropolitan area. In our 5,000-square-mile electric service territory, 1.7 million customers are residential, 230,000 are commercial and 2,100 are industrial, accounting for 52 percent, 31 percent and 15 percent of revenues, respectively. The remaining 2 percent of revenues came from municipal sources.

NATURAL GAS DISTRIBUTION – CNP's natural gas distribution business serves 3 million customers in six states. We own and operate about 98,000 miles of main and service lines that deliver gas to more than 990 communities in Arkansas, Louisiana, Minnesota, Mississippi, Oklahoma and Texas, including the high growth areas of Houston and Minneapolis.

PIPELINES AND FIELD SERVICES – CNP's two interstate natural gas pipelines together have 8,200 miles of pipe and move more than 900 billion cubic feet (Bcf) of gas each year. Our gathering unit operates about 4,000 miles of gathering pipeline and handles approximately 1 Bcf of natural gas per day. Pipeline Services designs, constructs and maintains pipelines.

COMPETITIVE NATURAL GAS SALES AND SERVICES – This competitive business sells natural gas and related services to commercial, industrial and wholesale customers with a focus on the eastern half of the United States.

FINANCIAL HIGHLIGHTS

YEAR ENDED DECEMBER 31	2003	2004	2005
	IN MILLIONS OF DOLLARS (EXCEPT PER SHARE AMOUNTS)		
REVENUES	\$ 7,790	\$ 7,999	\$ 9,722
Operating Income	1,355	864	939
Income From Continuing Operations ⁽¹⁾	409	205	225
PER SHARE OF COMMON STOCK			
Income From Continuing Operations, Basic ⁽¹⁾	1.35	0.67	0.72
Income From Continuing Operations, Diluted ⁽¹⁾	1.24	0.61	0.67
Book Value - Year End	5.77	3.59	4.18
Market Value - Year End	9.69	11.30	12.85
Common Dividend Paid	0.40	0.40	0.40
CAPITALIZATION			
Transition Bonds (Includes Current Portion)	717	676	2,480
Other Long-term Debt (Includes Current Portion)	10,222	8,353	6,427
Common Stock Equity	1,760	1,106	1,296
Total Capitalization (Includes Current Portion)	12,699	10,135	10,203
Total Assets ⁽²⁾	17,217	16,531	17,116
Capital Expenditures ⁽²⁾	\$ 497	\$ 530	\$ 719
Common Stock Outstanding ⁽³⁾ (in thousands)	305,385	308,045	310,325
Number of Common Shareholders	63,660	59,448	55,294
Number of Employees	11,046	9,093	9,001

⁽¹⁾ Before Extraordinary Item.

⁽²⁾ Excluding discontinued operations. See Footnote (3) in Form 10-K.

⁽³⁾ Excludes ESOP shares of 911,847 at December 31, 2003.



[left] David M. McClanahan, President and CEO,
Milton Carroll, Chairman

LETTER TO SHAREHOLDERS

Dear Shareholder,

Over the last three years, our company has been in transition. Following deregulation of the Texas electricity market and our emergence as an independent company, we've focused on restructuring the company, improving our balance sheet and preparing to achieve our vision of being recognized as America's leading energy delivery company ... and more. We've successfully completed our transition and we're optimistically looking to the future.

REDUCING DEBT, RAISING THE DIVIDEND: Reducing our debt to a level more typical for a company our size has been a key focus for us. In order to accomplish this, we needed to sell our electric generation assets and recover our electric market transition costs. Completing these steps would strengthen our balance sheet, provide us with financial flexibility and position us for future growth. We're pleased to report we made solid progress on all fronts:

- In April 2005, we completed the final step in the sale of Texas Genco Holdings, Inc., for \$700 million in cash, bringing total sale proceeds to \$2.9 billion. As a result, we no longer own any power generation assets.
- Last December, we closed on \$1.85 billion in transition bonds authorized by the Public Utility Commission of Texas (Texas PUC). This was one of the final steps in the transition to a competitive retail electric market that began in 2001.
- We reduced our debt levels, excluding transition bonds, from a high of almost \$11 billion to \$6.4 billion at the end of 2005, and successfully renegotiated our credit facilities to improve their terms and extend maturity dates. These transactions kept us true to our financing strategy to reduce borrowing costs, ensure adequate liquidity and provide financial flexibility for our company and subsidiaries.

These activities, along with continued solid results from our operating businesses, allowed us to raise our dividend in the first quarter of 2006. On an annualized basis, this change represents a 50 percent increase and reflects the confidence the board of directors has in our ability to deliver sustainable earnings and cash flow.

BUILDING ON A SOLID FOUNDATION: A quick review of each of our business segment's 2005 results demonstrates that we are prepared to run a strong race. Anchoring our team are our regulated gas and electric delivery operations. Together they generated about 70 percent of our 2005 operating income and continue to produce strong, predictable cash flow and earnings.

In addition, our pipelines and field services business reported outstanding results in 2005. This business segment produced \$235 million in operating income last year, an increase of 31 percent over 2004 and approximately 24 percent of our total.

Finally, last year we began reporting separately the results of our competitive natural gas sales unit, CenterPoint Energy Services. This business, which we had previously included as part of our natural gas distribution group, recorded a 36 percent increase in operating income over 2004. Though representing only 6 percent of CenterPoint Energy's 2005 operating income, we believe this business will play an important supporting role in our overall growth strategy.

GROWTH ON THE HORIZON: We are optimistic about our future growth. In October, we signed an agreement with an anchor shipper, XTO Energy Inc., to transport approximately 600 million cubic feet per day of XTO's natural gas production for 10 years. To fulfill the agreement, we will construct a 172-mile pipeline between Carthage, Texas, and our Perryville Hub in northeast Louisiana, and we expect it to be in service next year. In another project, CenterPoint Energy and Duke Energy subsidiaries signed an agreement to evaluate, market and develop a potential southeast pipeline connecting our Perryville Hub to Duke's partially owned affiliate, Gulfstream Natural Gas Systems. Potential shippers have expressed considerable interest in the project and, if we obtain enough binding agreements, this pipeline could be operational in mid-2008.

CHALLENGES: Amid our success, however, challenges still lie ahead. The Texas PUC ordered our Houston electric group to file a rate case by April 2006 to demonstrate that our current rates are just and reasonable. The Texas PUC also initiated a rulemaking regarding the appropriate rate of return for the Competition Transition Charge. We expect some changes as a result of these proceedings, but *will work hard to achieve a fair outcome for our customers and the company.*

Another hurdle we're working to manage is the recent rise in natural gas commodity prices. While this environment may present opportunities for our pipelines, field services and competitive gas sales businesses, it can also lead to more uncollectible customer accounts and bad debt write-offs for our regulated gas distribution operations. We will continue to assist our customers with their higher bills and will seek appropriate rate recovery if expenses increase.

Like many corporations, we're facing the challenges posed by an aging workforce as baby boomers near retirement. In addition, we recognize that demands on us continue to increase with rising expectations from our customers and regulators.

OPERATIONAL IMPROVEMENTS AND COMPLETION OF OUR TRANSITION PERIOD ALLOW US TO DELIVER DIVIDENDS TO SHAREHOLDERS IN LINE WITH OUR STATED DIVIDEND PAYOUT TARGET.

Although we believe we have a strong operating model and excellent business practices, we see opportunities to strengthen our performance. We are restructuring our regulated operations to improve service to our customers and increase our efficiency and effectiveness. And to prepare our workforce for the future, we are also evaluating our processes, seeking automated solutions and enhancing employee development.

GIVING OUR BEST: While we were focused on executing our strategy and building our business, we also felt compelled to help people in need. When a tsunami in southeast Asia killed thousands and left countless people without food or shelter and when hurricanes Katrina and Rita left thousands homeless, including many of our employees and customers in south Louisiana and Mississippi, we matched employee contributions dollar-for-dollar to help provide much-needed financial assistance to the victims. More importantly, along the Gulf Coast, our employees were directly involved on the front lines restoring utility services and doing volunteer work to help people get their lives back in order.

Achieving our corporate vision means more than just doing business. It means doing business the right way – guided by a set of core values that define who we are and what we believe in. At CenterPoint Energy, we're committed to operating with integrity, accountability, initiative and respect – respect for our customers, employees, shareholders and our communities.

Your company and its employees performed well in 2005. We pledge to continue to keep our business on course, execute our strategy and increase shareholder value. We believe that our steady stride and measured pace will serve us well in achieving our vision.

Thank you for your continued trust and confidence in us.


Sincerely,



MILTON CARROLL
Chairman



DAVID M. MCCLANAHAN
President and CEO



STRETCHING THE LIMITS

IN ONE OF THE MOST ACTIVE HURRICANE SEASONS EVER, WE GREW OUR CUSTOMER BASE, INVESTED FOR THE FUTURE AND HELPED RESTORE POWER FROM FLORIDA TO TEXAS, WHILE STILL IMPROVING RELIABILITY.

[this page] Tessa Hickham, a senior tax analyst in Transaction Tax who has qualified for the time-based Boston Marathon, knows that proper preparation is essential for superior athletic and business performance.



ELECTRIC TRANSMISSION & DISTRIBUTION

IN 2005, OUR ELECTRIC UTILITY BUSINESS IMPROVED IN NEARLY EVERY AREA. We increased the number of new-metered customers by 3.2 percent, bringing the total number of electric delivery customers we serve to almost 2 million. Operating income for the year, excluding amounts related to our transition bonds, was \$448 million – in line with amounts earned in 2004 – and a clear demonstration of this unit's consistent earning power.

IMPROVING SYSTEM RELIABILITY: Last year we stood out in restoring power in the Houston area and excelled in assisting other utilities when they needed help. In our own service territory, we continued to improve the quality of our electric delivery service, with electric reliability, as measured by our "System Average Interruption Duration Index," improving 6.6 percent over 2004.

The dedication and skill of our employees in providing reliable electric service was most evident when Hurricane Rita struck our service territory, knocking out power to more than 700,000 customers. Working 16-hour days, CenterPoint Energy employees – joined by 2,400 workers from as far away as Ohio – restored power to 500,000 customers during the first 36 hours after the storm. Within four days, we had restored power to 97 percent of those affected by the hurricane.

Our crews also answered the call for help from neighboring utilities. CenterPoint Energy employees assisted Westar Energy, Mississippi Power, Alabama Power, Entergy and Florida Power & Light (FPL) following a severe ice storm and devastating hurricanes. We dispatched 426 employees and 261 vehicles to work a total of 69,000 hours to help fellow utilities get their customers' power back on.

Looking ahead, our electric operations face a number of challenges. In addition to the rate case and increasing customer and regulator expectations discussed on page 3, we also face the challenge of improving employee safety. This was the only internal goal that we failed to meet last year, so we are implementing a proactive safety process that involves employees identifying unsafe behaviors and recommending changes. This program has a proven record of success, and we anticipate noticeable improvements in 2006.

POSITIONING FOR GROWTH: Despite these challenges, we believe we have laid a solid foundation for long-term success and growth. In 2005, we:


- Agreed to a 30-year extension of our franchise agreement with the city of Houston. Our new agreement with the city became effective July 1, 2005, ensuring we will be able to maintain our poles and power lines in the city's rights-of-way for the next 30 years. The franchise agreement we signed with the city in 1957 was due to expire in 2007.
- Received approval to build the Hillje transmission project. This new, 345,000 high-voltage transmission line, expected to cost about \$94 million, is designed to improve reliability and relieve congestion, both essential to electric service in Texas. After an extensive review, the Texas PUC approved the project and the route. The Electric Reliability Council of Texas estimates that the new line will reduce energy costs for Texas consumers by more than \$60 million annually.



WE INCREASED DISTRIBUTION AND METER READING AUTOMATION AND EXPANDED MOBILE DATA, ALL OF WHICH ARE EXPECTED TO REDUCE COSTS AND IMPROVE SYSTEM RELIABILITY.

- Successfully completed our Broadband Over Powerlines (BPL) pilot, which has enabled us to begin limited deployment of our "Intelligent Grid" system. In the first quarter of 2006, we began installing the new system to about 40,000 electric and 23,000 gas customers. With IBM as our technology partner, the Intelligent Grid uses BPL technology to provide real-time data and remote operations capabilities. This allows us to use automation to read electric and gas meters, detect power outages and, in many cases, restore power remotely. If our field evaluation validates the system's potential benefits, we plan to phase in this new technology across our service territory.

AWARD-WINNING PERFORMANCE: We received several major awards in 2005. Our most coveted included two Edison Electric Institute (EEI) awards in one year; the U.S. Environmental Protection Agency's Excellence in Energy Efficiency and Environmental Education Award; the Mayor's (Houston) Proud Partner Award; and the Vietnamese Cultural and Science Association Corporate Citizen Award.



"ALWAYS THERE" IN TIME OF DISASTER

CENTERPOINT ENERGY CREWS HELPED RESTORE POWER IN WICHITA, KAN., AND IN CITIES ALL ALONG THE GULF COAST. After an ice storm and four hurricanes wrought damage and destruction, our crews toiled more than 124,000 hours to restore normalcy at home and away.

Early in the year, we helped Westar Energy restore power after an ice storm paralyzed Wichita. We also assisted Alabama Power after Hurricane Dennis swept through Thomasville, Ala., FPL after Hurricane Katrina swamped Florida and, later, helped Entergy in Louisiana after Katrina left Florida and struck again on the Louisiana-Mississippi border. We assisted Entergy again after Hurricane Rita and helped FPL following Hurricane Wilma. At one point, CenterPoint Energy simultaneously had crews assisting FPL, Mississippi Power and Entergy in restoring power.

In addition, CenterPoint Energy's assistance role was expanded far beyond the typical wires and poles: more than 230 company volunteers helped many of the 20,000 Louisiana evacuees who fled Hurricane Katrina and took up residence in Houston's Astrodome stadium and the downtown George R. Brown Convention Center. The mayor of Houston asked CenterPoint Energy to head the city's effort to provide for and take care of the evacuees at the city's convention center.

Less than a month after Katrina struck, Hurricane Rita slammed onto the Texas-Louisiana coast, leaving more than 700,000 CenterPoint Energy customers without power. While we were working to restore power to our customers, Houston's mayor called on CenterPoint Energy again, asking us to assist neighboring utility, Entergy, in restoring power to a pumping station that supplied water to the city of Houston and industrial facilities in the area.

For excellence in the face of these disasters, CenterPoint Energy accomplished a rare double recognition by EEI, capturing both the 2005 Emergency Response and Emergency Assistance awards.

Hurricane Katrina also greatly affected our natural gas operations, inundating 80 percent of our service territory in Mississippi. More than 350 of our natural gas employees from other parts of our service territory helped Mississippi employees respond to more than 10,000 emergencies to make the system safe. Nearly 10,000 customers are no longer there to receive gas service due to the devastation, but we remain ready to serve as the area redevelops.



NATURAL GAS DISTRIBUTION

OUR GAS DISTRIBUTION BUSINESS TURNED IN ANOTHER SOLID YEAR, ADDING 44,000 NEW CUSTOMERS. This continued our record of expanding our customer base every year since 1992. While our customer base grew, higher natural gas prices made it difficult for some of our customers to pay their bills, leading to significantly higher bad debt expense. Operating income for the year was \$175 million, down slightly from the previous year.

To improve financial performance, we are focused on enhancing our operating model, capturing growth in our service area and obtaining rate relief where necessary.

CONSISTENT PERFORMANCE IS THE RESULT OF CONTINUOUS IMPROVEMENT: In 2005, we made significant strides in improving efficiency, reliability and customer service by:

- Creating a single Customer Service organization through implementation of an automated system that will standardize our call centers and billing processes
- Completing our mobile data roll-out, which uses laptop computers in service trucks for more efficient dispatching and improved response times
- Signing long-term agreements with our affiliate, CenterPoint Energy Gas Transmission (CEGT), for gas transportation and storage in Arkansas and Oklahoma that will help provide price stability for customers
- Receiving federal regulatory approval of several long-term service agreements for pipeline capacity and transportation services with the Northern Natural Gas Company that, beginning in 2007, will save our Minnesota customers millions of dollars in annual gas costs over the next 15 years.

MAINTAINING THE PACE THROUGH RATE RELIEF: We remain committed to achieving our allowed rate of return and will seek rate relief when the costs of providing service rises beyond our ability to offset them through operational improvements. Last year, we received rate relief in Texas and Minnesota. We also made some improvements in rate design. Our long-term goal for gas rates is to recover our fixed costs through a monthly customer charge and variable costs through volumetric charges. In our view, this will help foster proper energy conservation and efficiency objectives without negatively impacting the company's ability to recover costs.

AWARD-WINNING YEAR: After replacing about 30,000 service lines in 35 Minnesota communities in only seven months, the North Metro Mayors Association recognized us with its Outstanding Business of the Year Award. The project was the result of a company and state investigation that determined a previous service line owner had improperly installed mechanical couplings on some of the lines.

We ranked second overall in the Midwest – and first in Price and Value and Customer Service – in the J.D. Power and Associates annual survey of natural gas utilities. The U.S. Environmental Protection Agency also recognized us as a Best Workplace for Commuters in Minneapolis.

In addition, we exceeded employee safety goals in our southern gas operations in recordable incidents, preventable vehicle collisions and lost-time incidents. In Minnesota, we reduced the recordable injury rate and lost-time injury rate.

ENDURING PERFORMANCE

EVEN AS WE FACED THE HEADWINDS OF RISING COMMODITY PRICES, OUR NATURAL GAS DISTRIBUTION BUSINESS CONTINUED ITS LONG RECORD OF RELIABLE, STEADY PERFORMANCE.



[this page] The powerful legs and strong stride of 2005 Ironman competition participant Chris Wood, financial analyst in Regulatory Reporting, are good examples of how hard work can lead to improved performance.



GROWING STRONGER

WE PUSH OURSELVES TO THE HIGHEST LEVELS POSSIBLE,
GROWING STRONGER AS WE ADD INFRASTRUCTURE AND ASSETS
THAT EXPAND OUR REACH AND EARNINGS POTENTIAL.

[this page] Justin Penny, a former college athlete and wellness representative in the company's Wellness Center, helps employees grow stronger and stay healthy.



PIPELINES AND FIELD SERVICES

OUR PIPELINES AND FIELD SERVICES OPERATIONS HAD THEIR BEST YEAR EVER, SETTING OPERATING INCOME RECORDS IN BOTH BUSINESSES, adding contract volumes for transporting and processing natural gas and signing agreements that will allow us to build a major pipeline expansion to bring significant volumes of new natural gas to the market.

PIPELINES — BUILDING FOR GROWTH: Our pipeline operations are driving new growth while maintaining outstanding system performance. In 2005, we continued to improve our system reliability, with runtimes for our compressors up 3 percent and total system throughput up 6 percent. We completed the installation of, and placed into service, several projects on our existing pipelines to improve capacity and increase operating income. More significantly, we are moving forward on two new major pipeline projects:

- **CARTHAGE TO PERRYVILLE**

This project is a major pipeline expansion that will connect new domestic natural gas supplies in East Texas to markets in the Midwest and Northeast. When finished, the \$400 million pipeline will consist of 172 miles of 42-inch diameter pipe from Carthage, Texas, to our Perryville Hub in Northeast Louisiana. It will connect multiple East Texas receiving points with our Perryville Hub and four new interstate pipeline interconnections, and will create approximately 1 billion cubic feet per day (Bcf/d) of capacity. We expect this pipeline to be in service next year.

- **SOUTHEAST SUPPLY HEADER**

In partnership with Duke Energy, we have begun development of a new pipeline project that will link natural gas supply from east Texas and north Louisiana basins to the growing U.S. southeast and northeast markets. The proposed pipeline, estimated to be approximately 270 miles, would provide about 1 Bcf/d of pipeline capacity and connect our Perryville Hub to Duke's partially owned Gulfstream system in southwest Alabama. This would create a new interconnection with major interstate pipelines serving the Eastern Seaboard and give customers an important alternative to offshore supply, which can be vulnerable to weather-related service disruptions. Based on the positive response we've received from potential shippers, we are working to sign definitive long-term agreements. The new line could be in service as early as the third quarter of 2008.

FIELD SERVICES — STRENGTHENING OUR SYSTEM: Our Field Services operations had an outstanding year, successfully negotiating contracts with customers on eight major projects that we estimate will provide \$8.5 million in annual operating income. In addition, average daily volumes were up 10 percent, and we added 383 new wells. The gas gathering system had about 1 Bcf/d throughput, a 25 percent increase in volumes over the past two years, and had a compressor runtime of 98.6 percent.

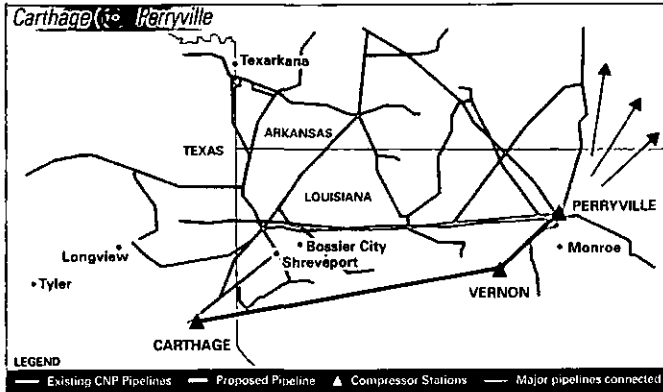
Field Services also invested record capital in 2005 to build incremental gathering, processing and treating facilities that allow gas from increased drilling activity to reach the market. ServiceStar, our remote well monitoring and measurement service, added 40 new customers to our system and 2,536 new monitoring points, a 39 percent increase over 2004.

Both our Field Services and Pipeline Services employees continued to build on their already impressive safety record. Field Services once again improved its performance, while Pipeline Services received an American Gas Association Leader in Accident Prevention Award and is eligible for two Southern Gas Association safety awards — 1 million hours worked without a lost-time accident and two years without a recordable incident.

OUR CHALLENGE IS TO CONTINUE OFFERING CUSTOMERS FLEXIBILITY, OUTSTANDING SERVICE AND ECONOMIC VALUE WHILE MANAGING RISING OPERATING AND MAINTENANCE COSTS DUE PRIMARILY TO INCREASED REGULATORY REQUIREMENTS.

DYNAMIC MARKETS, NEW OPPORTUNITIES: Looking ahead, we continue to improve our work processes to offset the increasing costs associated with new pipeline integrity and public awareness programs. Last year, we began implementing changes to the way we plan and schedule work activities. When fully implemented by the second quarter of 2006, these changes should save us more than \$1 million annually.

Longer term, we expect market dynamics to continue allowing us to expand. Drilling activity in all basins along our system remains strong, providing Field Services opportunities to build, own and operate new facilities. Our focus for the pipeline business is to become a major participant in moving supply from the Rocky Mountains, Barnett Shale, Bossier Sand and Fayetteville Shale areas to the Midwest, Southeast and Northeast markets. Our Carthage to Perryville and Southeast Supply Header pipelines will link these supplies to these markets while positioning our Perryville Hub as one of the industry's major supply and market hubs. Additionally, we are exploring the development of a new 800-mile pipeline that would connect the Texas Panhandle to eastern U.S. markets. Called the Mid-Continent Crossing, this line would be capable of delivering 1.2 Bcf/d and would complement our other new pipelines. This project could be in service as early as the fourth quarter of 2008.



GAINING MOMENTUM

WE EXTENDED OUR OPERATIONS IN THE EASTERN UNITED STATES, INCREASED OUR CAPACITY AND STORAGE ASSETS, AND EXPANDED OUR RETAIL AND WHOLESALE CUSTOMER BASE.

COMPETITIVE NATURAL GAS SALES AND SERVICES

CENTERPOINT ENERGY SERVICES, OUR NON-RATE REGULATED NATURAL GAS MARKETING AND SALES UNIT, CONTINUES TO GROW AT A RAPID PACE. We improved operating income 36 percent, or \$16 million over 2004. We expect to build on this momentum by continuing to deliver low-cost, reliable energy services and by increasing our market share in the eastern half of the United States.

CenterPoint Energy Services is complementary to our gas distribution business. It provides competitive gas services for commercial, industrial and wholesale customers and is divided into three general functions: Retail, Wholesale and Intrastate Pipeline. Wholesale and Intrastate Pipeline are headquartered and managed in Houston, while Retail operates from seven regional offices in Minneapolis, Chicago, Madison, Wis., Merrillville, Ind., St. Louis, Mo., Shreveport, La., and Houston.

Retail sells natural gas and related services at competitive prices primarily to commercial customers who receive natural gas delivery from a local distribution company. Wholesale combines natural gas supplies with market demands and manages pipeline capacity and other assets. It sells natural gas and related services to industrial customers and utilities that are served by other pipelines and resellers. Intrastate Pipeline owns and manages physical assets to deliver gas directly to industrial customers and others under long-term agreements.

CenterPoint Energy Services is not without its challenges. Steadily increasing demand continues to tighten natural gas supplies and create more price volatility. To meet these challenges, our strategy is to increase our storage and transportation space, and add new capacity to bring gas supplies to market.

Looking forward, this business has opportunities to expand by increasing market share within the eastern half of the United States and focusing on earning a greater share of utility and power generation markets. We are well positioned, given the current market dynamics, to continue to grow our portfolio while minimizing risk.



[this page] Tessa Hickham, senior tax analyst, knows that momentum can take her a long way on the road to excellence.




SETTING THE PACE

WHEN HURRICANE KATRINA FORCED THOUSANDS OF LOUISIANA RESIDENTS TO FLEE TO HOUSTON, OUR EMPLOYEES STEPPED TO THE FOREFRONT WITH ASSISTANCE.

IN THE COMMUNITY

CENTERPOINT ENERGY EMPLOYEES ARE WELL KNOWN FOR THEIR WILLINGNESS TO ROLL UP THEIR SLEEVES TO PERFORM VOLUNTEER WORK IN THEIR COMMUNITIES. In addition to posting nearly 100,000 hours of volunteer service, employees raised \$1.5 million for community charities. We gave generously to organizations such as the United Way, the Juvenile Diabetes Research Foundation, the March of Dimes, Junior Achievement and the United Negro College Fund.

From Texas to Mississippi, from Louisiana to Minnesota and points in between, CenterPoint Energy employees participated in events that included blood drives, charity walks, debris clean-ups, parades and bicycle rides. We donated 4,100 units of blood and blood products, continuing our leadership in this area. We played a key role in the set-up and operation of Houston's George R. Brown Convention Center for Hurricane Katrina evacuees, with more than 230 employees contributing 8,500 hours of volunteer service. Under our new Grant Incentives for Volunteer Employees (GIVE) program, we awarded \$24,300 to organizations where employees volunteered at least 40 hours for the year.



Our volunteer spirit did not go unnoticed: In Houston, we received the Corporate Partner of the Year Award from the Ensemble Theatre; the Mayor's Proud Partner Award for the Edgewood Elementary Beautification Project; the Vietnamese Cultural and Science Association Corporate Citizen Award; and the Dragon Boat Regatta, First Place, Energy Industry Award. We also received a National Blood donor award.

Some of the larger events in which our employees participated were the CenterPoint Energy Torchlight Parade in Minneapolis; Prairie Restoration in Burnsville, Minn., to restore indigenous plants, grasses and wildflowers to the Minnesota River Valley; Habitat for Humanity, where we helped build several homes; the CenterPoint Energy Mudbug Festival in Shreveport, La.; the Brantley Farm Dove Hunt fundraiser for Children's Hospital in Arkansas; the Camp Aldersgate project where Little Rock employees cleared land to provide a camp experience for handicapped children; and the Power Tools for Nonprofits Conference in Houston, where each year we bring together hundreds of representatives from community groups to learn from experts how to enhance the effectiveness of their organizations.



(This page top) Zan May, manager in Investor Relations, jumps out front to set the pace for fellow CenterPoint Energy running team members.



CENTERPOINT ENERGY BOARD MEMBERS (STANDING FROM LEFT TO RIGHT) John T. Cater, Peter S. Wareing, O. Holcombe Crosswell, Thomas F. Madison, Donald R. Campbell, Michael E. Shannon (SEATED FROM LEFT TO RIGHT) Janiece M. Longoria, Milton Carroll, David M. McClanahan, Derrill Cody and Robert T. O'Connell.

BOARD OF DIRECTORS

DONALD R. CAMPBELL, 65, is a private investor who formerly served as chief financial officer and as a director of Suters Morris Harris Group, Inc., a regional investment banking firm. He has been a board member with CenterPoint Energy since June 2005. He serves on the Audit and Compensation Committees.

MILTON CARROLL, 55, is Chairman of the Board. He is also Chairman and founder of Instrument Products, Inc., an oilfield-equipment manufacturing company in Houston. He has been a board member of CenterPoint Energy and its predecessor companies since 1992. He is Chairman of the Governance Committee and also serves on the Compensation Committee.

JOHN T. CATER, 70, is a private investor and former Chairman of Compass Bank - Houston. He has been a board member of CenterPoint Energy and its predecessor companies since 1983. He is the Chairman of the Compensation Committee and also serves on the Governance Committee.

DERRILL CODY, 67, is presently of counsel to the law firm of Tomlinson & O'Connell, P.C. in Oklahoma City, Okla. He has been a CenterPoint Energy board member since 2003. He serves on the Compensation and Governance Committees.

O. HOLCOMBE CROSSWELL, 65, is President of Ginges Corporation, a real estate and investment company in Houston. He has been a board member of CenterPoint Energy and its predecessor companies since 1997. He serves on the Governance and Audit Committees.

JANIECE M. LONGORIA, 53, is a partner in the Houston law firm of Ogden, Gibson, White, Broocks & Longoria, L.L.P. She has been a CenterPoint Energy board member since June 2005. She serves on the Audit and Finance Committees.


THOMAS F. MADISON, 70, is President and Chief Executive Officer of MLM Partners, a small business consulting and investments company in Minneapolis, Minn. He has been a CenterPoint Energy board member since 2003. He serves on the Finance and Compensation Committees.

DAVID M. MCCLANAHAN, 56, is President and Chief Executive Officer of CenterPoint Energy. He has been a CenterPoint Energy board member since 2002.

ROBERT T. O'CONNELL, 67, is a business consultant focusing on financial, strategic and business development matters. He has been a CenterPoint Energy board member since 2004. He is Chairman of the Finance Committee and also serves on the Audit Committee.

MICHAEL E. SHANNON, 69, is President of MEShannon & Associates, Inc. a corporate financial advisory services and investments company in Houston. He has been a CenterPoint Energy board member since 2003. He is the Chairman of the Audit Committee and also serves on the Finance Committee.

PETER S. WAREING, 54, is a co-founder and partner in the private equity firm Wareing, Athon & Company. He has been a member of the CenterPoint Energy board since June 2005. He serves on the Governance and Finance Committees.



CENTERPOINT ENERGY OFFICERS [FROM LEFT TO RIGHT] Dean Liollo, Georgianna Nichols, Gary Whitlock, Tom Standish, David McClanahan, Byron Kelley, Scott Rozzell, Wayne Stinnett and Gary Cerny.

OFFICERS

EXECUTIVE COMMITTEE

DAVID M. MCCLANAHAN, 56
President
and Chief-Executive Officer

SCOTT E. ROZZELL, 56
Executive Vice President
General Counsel and
Corporate Secretary

GARY L. WHITLOCK, 56
Executive Vice President
and Chief Financial Officer

OTHER CORPORATE OFFICERS

JAMES S. BRIAN, 58
Senior Vice President
and Chief Accounting Officer

JEFF W. BONHAM, 43
Vice President
Government Relations

BRENDA S. CAUTHEN, 44
Vice President
Audit Services

WALTER L. FITZGERALD, 48
Vice President
and Controller

CAROL R. HELLIKER, 45
Vice President
Corporate Compliance Officer
and Associate General Counsel

MARC KILBRIDE, 53
Vice President
and Treasurer

FLOYD J. LEBLANC, 46
Vice President
Corporate Communications

RUFUS S. SCOTT, 62
Vice President
Deputy General Counsel
and Assistant Corporate Secretary

WILLIAM J. STARR, 52
Vice President
Tax

BUSINESS UNIT LEADERSHIP

BYRON R. KELLEY,* 58
Group President
CenterPoint Energy Pipelines
and Field Services

HUGH G. MADDOX, 59
Division Senior VP and COO
CenterPoint Energy Field Services

WALTER L. FERGUSON, 49
Division Senior VP and COO
CenterPoint Energy Pipeline Services

CYRIL J. ZEBOT, 56
Division Senior VP and CCO**
CenterPoint Energy Pipelines

THOMAS R. STANDISH,* 56
Group President
Regulated Operations

JOSEPH B. MCGOLDRICK, 52
Division Senior Vice President
Finance & Regulatory
Regulated Operations

GARY M. CERNY, 50
Division President
and COO
CenterPoint Energy Minnesota Gas

CONSTANTINE S. LIOLLO, 47
Division President
and COO
CenterPoint Energy Southern
Gas Operations

GEORGIANNA NICHOLS, 57
Division President
and COO
CenterPoint Energy Houston Electric

WAYNE STINNETT, 55
Division President
CenterPoint Energy Services

*Also Corporate Officers
(Senior Vice President)

**Chief Commercial Officer

UNITED STATES SECURITIES AND EXCHANGE COMMISSION
Washington, D.C. 20549

Form 10-K

(Mark One)

- ANNUAL REPORT PURSUANT TO SECTION 13 OR 15(d)
OF THE SECURITIES EXCHANGE ACT OF 1934

For the fiscal year ended December 31, 2005

or

- TRANSITION REPORT PURSUANT TO SECTION 13 OR 15(d)
OF THE SECURITIES EXCHANGE ACT OF 1934

For the transition period from _____ to _____

Commission File Number 1-31447

CenterPoint Energy, Inc.

(Exact name of registrant as specified in its charter)

Texas

(State or other jurisdiction of incorporation or organization)

74-0694415

(I.R.S. Employer Identification No.)

1111 Louisiana

Houston, Texas 77002

(Address and zip code of principal executive offices)

(713) 207-1111

(Registrant's telephone number, including area code)

Securities registered pursuant to Section 12(b) of the Act:

<u>Title of each class</u>	<u>Name of each exchange on which registered</u>
Common Stock, \$0.01 par value and associated rights to purchase preferred stock	New York Stock Exchange Chicago Stock Exchange
HL&P Capital Trust II 8.257% Capital Securities, Series B	New York Stock Exchange

Securities registered pursuant to Section 12(g) of the Act:

None

Indicate by check mark if the registrant is a well-known seasoned issuer, as defined in Rule 405 of the Securities Act.
Yes No

Indicate by check mark if the registrant is not required to file reports pursuant to Section 13 or Section 15(d) of the Act.
Yes No

Indicate by check mark whether the registrant: (1) has filed all reports required to be filed by Section 13 or 15(d) of the Securities Exchange Act of 1934 during the preceding 12 months (or for such shorter period that the registrant was required to file such reports), and (2) has been subject to such filing requirements for the past 90 days. Yes No

Indicate by check mark if disclosure of delinquent filers pursuant to Item 405 of Regulation S-K is not contained herein and will not be contained, to the best of each of the registrants' knowledge, in definitive proxy or information statements incorporated by reference in Part III of this Form 10-K or any amendment to this Form 10-K.

Indicate by check mark whether the registrant is a large accelerated filer, an accelerated filer, or a non-accelerated filer. See definition of "accelerated filer and large accelerated filer" in Rule 12b-2 of the Exchange Act. (Check one):

Large accelerated filer

Accelerated filer

Non-accelerated filer

Indicate by check mark whether the registrant is a shell company (as defined in Rule 12b-2 of the Exchange Act).
Yes No

The aggregate market value of the voting stock held by non-affiliates of CenterPoint Energy, Inc. (Company) was \$4,069,064,426 as of June 30, 2005, using the definition of beneficial ownership contained in Rule 13d-3 promulgated pursuant to the Securities Exchange Act of 1934 and excluding shares held by directors and executive officers. As of February 28, 2006, the Company had 310,849,323 shares of Common Stock outstanding. Excluded from the number of shares of Common Stock outstanding are 166 shares held by the Company as treasury stock.

DOCUMENTS INCORPORATED BY REFERENCE

Portions of the definitive proxy statement relating to the 2006 Annual Meeting of Shareholders of the Company, which will be filed with the Securities and Exchange Commission within 120 days of December 31, 2005, are incorporated by reference in Item 10, Item 11, Item 12, Item 13 and Item 14 of Part III of this Form 10-K.

TABLE OF CONTENTS

	<u>Page</u>
PART I	
Item 1. Business	1
Item 1A. Risk Factors	21
Item 1B. Unresolved Staff Comments	28
Item 2. Properties	28
Item 3. Legal Proceedings	28
Item 4. Submission of Matters to a Vote of Security Holders	28
PART II	
Item 5. Market for Registrants' Common Equity, Related Stockholder Matters and Issuer Purchases of Equity Securities	29
Item 6. Selected Financial Data	30
Item 7. Management's Discussion and Analysis of Financial Condition and Results of Operations	32
Item 7A. Quantitative and Qualitative Disclosures About Market Risk	56
Item 8. Financial Statements and Supplementary Data	59
Item 9. Changes in and Disagreements with Accountants on Accounting and Financial Disclosure	117
Item 9A. Controls and Procedures	117
Item 9B. Other Information	120
PART III	
Item 10. Directors and Executive Officers	121
Item 11. Executive Compensation	121
Item 12. Security Ownership of Certain Beneficial Owners and Management and Related Stockholder Matters	121
Item 13. Certain Relationships and Related Transactions	121
Item 14. Principal Accountant Fees and Services	121
PART IV	
Item 15. Exhibits and Financial Statement Schedules	122

CAUTIONARY STATEMENT REGARDING FORWARD-LOOKING INFORMATION

From time to time we make statements concerning our expectations, beliefs, plans, objectives, goals, strategies, future events or performance and underlying assumptions and other statements that are not historical facts. These statements are “forward-looking statements” within the meaning of the *Private Securities Litigation Reform Act of 1995*. *Actual results may differ materially from those expressed or implied* by these statements. You can generally identify our forward-looking statements by the words “anticipate,” “believe,” “continue,” “could,” “estimate,” “expect,” “forecast,” “goal,” “intend,” “may,” “objective,” “plan,” “potential,” “predict,” “projection,” “should,” “will,” or other similar words.

We have based our forward-looking statements on our management’s beliefs and assumptions based on information available to our management at the time the statements are made. We caution you that assumptions, beliefs, expectations, intentions and projections about future events may and often do vary materially from actual results. Therefore, we cannot assure you that actual results will not differ materially from those expressed or implied by our forward-looking statements.

Some of the factors that could cause actual results to differ from those expressed or implied by our forward-looking statements are described under “Risk Factors” in Item 1A of this report.

You should not place undue reliance on forward-looking statements. Each forward-looking statement speaks only as of the date of the particular statement.

PART I

Item 1. *Business*

Our Business

Overview

We are a public utility holding company whose indirect wholly owned subsidiaries include:

- CenterPoint Energy Houston Electric, LLC (CenterPoint Houston), which provides electric transmission and distribution services to retail electric providers serving approximately 1.9 million metered customers in a 5,000-square-mile area of the Texas Gulf Coast that has a population of approximately 4.8 million people and includes Houston; and
- CenterPoint Energy Resources Corp. (CERC Corp. and, together with its subsidiaries, CERC), which owns gas distribution systems serving approximately 3.1 million customers in Arkansas, Louisiana, Minnesota, Mississippi, Oklahoma and Texas. Through wholly owned subsidiaries, CERC also owns two interstate natural gas pipelines and gas gathering systems, provides various ancillary services, and offers variable and fixed-price physical natural gas supplies primarily to commercial and industrial customers and electric and gas utilities.

Our reportable business segments are Electric Transmission & Distribution, Natural Gas Distribution, Competitive Natural Gas Sales and Services, Pipelines and Field Services (formerly Pipelines and Gathering), and Other Operations. The operations of Texas Genco Holdings, Inc. (Texas Genco), formerly our majority owned generating subsidiary, the sale of which was completed in April 2005, are presented as discontinued operations.

We were a registered public utility holding company under the Public Utility Holding Company Act of 1935, as amended (the 1935 Act). The 1935 Act and related rules and regulations imposed a number of restrictions on our activities and those of our subsidiaries. The Energy Policy Act of 2005 (Energy Act) repealed the 1935 Act effective February 8, 2006, and since that date we and our subsidiaries have no longer been subject to restrictions imposed under the 1935 Act. The Energy Act includes a new Public Utility Holding Company Act of 2005 (PUHCA 2005), which grants to the Federal Energy Regulatory Commission (FERC) authority to require holding companies and their subsidiaries to maintain certain books and records and make them available for review by the FERC and state regulatory authorities in certain circumstances. On December 8, 2005, the FERC issued rules implementing PUHCA 2005 that will require us to notify the FERC of our status as a holding company and to maintain certain books and records and make these available to the FERC. The FERC continues to consider motions for rehearing or clarification of these rules.

Our principal executive offices are located at 1111 Louisiana, Houston, Texas 77002 (telephone number: 713-207-1111).

We make available free of charge on our Internet website our annual report on Form 10-K, quarterly reports on Form 10-Q, current reports on Form 8-K and amendments to those reports filed or furnished pursuant to Section 13(a) or 15(d) of the Securities Exchange Act of 1934 as soon as reasonably practicable after we electronically file such reports with, or furnish them to, the Securities and Exchange Commission (SEC). Additionally, we make available free of charge on our Internet website:

- our Code of Ethics for our Chief Executive Officer and Senior Financial Officers;
- our Ethics and Compliance Code;
- our Corporate Governance Guidelines; and
- the charters of our audit, compensation, finance and governance committees.

Any shareholder who so requests may obtain a printed copy of any of these documents from us. Changes in or waivers of our Code of Ethics for our Chief Executive Officer and Senior Financial Officers and waivers of our Ethics and Compliance Code for directors or executive officers will be posted on our Internet website

within five business days and maintained for at least 12 months or reported on Item 5.05 of our Forms 8-K. Our website address is www.centerpointenergy.com. Except to the extent explicitly stated herein, documents and information on our website are not incorporated by reference herein.

Electric Transmission & Distribution

Electric Transmission

On behalf of retail electric providers, CenterPoint Houston delivers electricity from power plants to substations and from one substation to another and to retail electric customers taking power above 69 kilovolts (kV) in locations throughout the control area managed by the Electric Reliability Council of Texas, Inc. (ERCOT). CenterPoint Houston provides transmission services under tariffs approved by the Public Utility Commission of Texas (Texas Utility Commission).

Electric Distribution

In ERCOT, end users purchase their electricity directly from certificated "retail electric providers." CenterPoint Houston delivers electricity for retail electric providers in its certificated service area by carrying lower-voltage power from the substation to the retail electric customer. Its distribution network receives electricity from the transmission grid through power distribution substations and delivers electricity to end users through distribution feeders. CenterPoint Houston's operations include construction and maintenance of electric transmission and distribution facilities, metering services, outage response services and call center operations. CenterPoint Houston provides distribution services under tariffs approved by the Texas Utility Commission. *Texas Utility Commission rules and market protocols govern the commercial operations of distribution companies and other market participants.*

ERCOT Market Framework

CenterPoint Houston is a member of ERCOT. ERCOT serves as the regional reliability coordinating council for member electric power systems in Texas. ERCOT membership is open to consumer groups, investor and municipally owned electric utilities, rural electric cooperatives, independent generators, power marketers and retail electric providers. The ERCOT market includes much of the State of Texas, other than a portion of the panhandle, a portion of the eastern part of the state bordering Louisiana and the area in and around El Paso. The ERCOT market represents approximately 85% of the demand for power in Texas and is one of the nation's largest power markets. The ERCOT market includes an aggregate net generating capacity of approximately 77,000 megawatts. There are only limited direct current interconnections between the ERCOT market and other power markets in the United States.

The ERCOT market operates under the reliability standards set by the North American Electric Reliability Council. The Texas Utility Commission has primary jurisdiction over the ERCOT market to ensure the adequacy and reliability of electricity supply across the state's main interconnected power transmission grid. The ERCOT independent system operator (ERCOT ISO) is responsible for maintaining reliable operations of the bulk electric power supply system in the ERCOT market. Its responsibilities include ensuring that electricity production and delivery are accurately accounted for among the generation resources and wholesale buyers and sellers. Unlike certain other regional power markets, the ERCOT market is not a centrally dispatched power pool, and the ERCOT ISO does not procure energy on behalf of its members other than to maintain the reliable operations of the transmission system. Members who sell and purchase power are responsible for contracting sales and purchases of power bilaterally. The ERCOT ISO also serves as agent for procuring ancillary services for those members who elect not to provide their own ancillary services.

CenterPoint Houston's electric transmission business, along with those of other owners of transmission facilities in Texas, supports the operation of the ERCOT ISO. The transmission business has planning, design, construction, operation and maintenance responsibility for the portion of the transmission grid and for the load-serving substations it owns, primarily within its certificated area. We participate with the ERCOT ISO and other ERCOT utilities to plan, design, obtain regulatory approval for and construct new transmission lines

necessary to increase bulk power transfer capability and to remove existing constraints on the ERCOT transmission grid.

True-Up and Securitization

The Texas Electric Choice Plan (Texas electric restructuring law), which became effective in September 1999, substantially amended the regulatory structure governing electric utilities in order to allow retail competition for electric customers beginning in January 2002. The Texas electric restructuring law requires the Texas Utility Commission to conduct a "true-up" proceeding to determine CenterPoint Houston's stranded costs and certain other costs resulting from the transition to a competitive retail electric market and to provide for its recovery of those costs. In March 2004, CenterPoint Houston filed its true-up application with the Texas Utility Commission, requesting recovery of \$3.7 billion, excluding interest. In December 2004, the Texas Utility Commission issued its final order (True-Up Order) allowing CenterPoint Houston to recover a true-up balance of approximately \$2.3 billion, which included interest through August 31, 2004, and providing for adjustment of the amount to be recovered to include interest on the balance until recovery, the principal portion of additional excess mitigation credits returned to customers after August 31, 2004 and certain other matters. CenterPoint Houston and other parties filed appeals of the True-Up Order to a district court in Travis County, Texas. In August 2005, the court issued its final judgment on the various appeals. In its judgment, the court affirmed most aspects of the True-Up Order, but reversed two of the Texas Utility Commission's rulings. The judgment would have the effect of restoring approximately \$650 million, plus interest, of the \$1.7 billion the Texas Utility Commission had disallowed from CenterPoint Houston's initial request. First, the court reversed the Texas Utility Commission's decision to prohibit CenterPoint Houston from recovering \$180 million in credits through August 2004 that CenterPoint Houston was ordered to provide to retail electric providers as a result of an inaccurate stranded cost estimate made by the Texas Utility Commission in 2000. Additional credits of approximately \$30 million were paid after August 2004. Second, the court reversed the Texas Utility Commission's disallowance of \$440 million in transition costs which are recoverable under the Texas Utility Commission's regulations. CenterPoint Houston and other parties appealed the district court decisions. Briefs have been filed with the 3rd Court of Appeals in Austin but oral argument has not yet been scheduled.

Among the issues raised in our appeal of the True-Up Order is the Texas Utility Commission's reduction of our stranded cost recovery by approximately \$146 million for the present value of certain deferred tax benefits associated with our former Texas Genco assets. Such reduction was considered in our recording of an after-tax extraordinary loss of \$977 million in the last half of 2004. We believe that the Texas Utility Commission based its order on proposed regulations issued by the Internal Revenue Service (IRS) in March 2003 related to those tax benefits. Those proposed regulations would have allowed utilities which were deregulated before March 4, 2003 to make a retroactive election to pass the benefits of Accumulated Deferred Investment Tax Credits (ADITC) and Excess Deferred Federal Income Taxes (EDFIT) back to customers. However, in December 2005, the IRS withdrew those proposed normalization regulations and issued new proposed regulations that do not include the provision allowing a retroactive election to pass the tax benefits back to customers. If the December 2005 proposed regulations become effective and if the Texas Utility Commission's order on this issue is not reversed on appeal or the amount of the tax benefits is not otherwise restored by the Texas Utility Commission, the IRS is likely to consider that a "normalization violation" has occurred. If so, the IRS could require us to pay an amount equal to CenterPoint Houston's unamortized ADITC balance as of the date that the normalization violation was deemed to have occurred. In addition, if a normalization violation is deemed to have occurred, the IRS could also deny CenterPoint Houston the ability to elect accelerated depreciation benefits. The Texas Utility Commission has not previously required a company subject to its jurisdiction to take action that would result in a normalization violation.

There are two ways for CenterPoint Houston to recover the true-up balance: by issuing transition bonds to securitize the amounts due and/or by implementing a competition transition charge (CTC). Pursuant to a financing order issued by the Texas Utility Commission in March 2005 and affirmed in all respects in August 2005 by the same Travis County District Court considering the appeal of the True-Up Order, in December 2005 a subsidiary of CenterPoint Houston issued \$1.85 billion in transition bonds with interest rates ranging

from 4.84 percent to 5.30 percent and final maturity dates ranging from February 2011 to August 2020. Through issuance of the transition bonds, CenterPoint Houston recovered approximately \$1.7 billion of the true-up balance determined in the True-Up Order plus interest through the date on which the bonds were issued.

In July 2005, CenterPoint Houston received an order from the Texas Utility Commission allowing it to implement a CTC which will collect approximately \$596 million over 14 years plus interest at an annual rate of 11.075 percent (CTC Order). The CTC Order authorizes CenterPoint Houston to impose a charge on retail electric providers to recover the portion of the true-up balance not covered by the financing order. The CTC Order also allows CenterPoint Houston to collect approximately \$24 million of rate case expenses over three years through a separate tariff rider (Rider RCE). CenterPoint Houston implemented the CTC and Rider RCE effective September 13, 2005 and began recovering approximately \$620 million. Certain parties appealed the CTC Order to the Travis County Court in September 2005.

Under the True-Up Order, CenterPoint Houston is allowed to recover carrying charges at 11.075 percent until the true-up balance is recovered. In January 2006, the Texas Utility Commission staff (Staff) proposed that the Texas Utility Commission adopt new rules governing the carrying charges on unrecovered true-up balances. If the Texas Utility Commission adopts the rule as the Staff proposed it and the rule is deemed to apply to CenterPoint Houston, the rule would reduce carrying costs on the unrecovered CTC balance prospectively from 11.075 percent to the utility's cost of debt.

CenterPoint Houston Rate Case

The Texas Utility Commission requires each electric utility to file an annual Earnings Report providing certain information to enable the Texas Utility Commission to monitor the electric utilities' earnings and financial condition within the state. In May 2005, CenterPoint Houston filed its Earnings Report for the calendar year ended December 31, 2004. CenterPoint Houston's Earnings Report shows that it earned less than its authorized rate of return on equity in 2004.

In October 2005, the Staff filed a memorandum summarizing its review of the Earnings Reports filed by electric utilities. Based on its review, the Staff concluded that continuation of CenterPoint Houston's rates could result in excess retail transmission and distribution revenues of as much as \$105 million and excess wholesale transmission revenues of as much as \$31 million annually and recommended that the Texas Utility Commission initiate a review of the reasonableness of existing rates. The Staff's analysis was based on a 9.60 percent cost of equity, which is 165 basis points lower than the approved return on equity from CenterPoint Houston's last rate proceeding, the elimination of interest on debt that matured in November 2005 and certain other adjustments to CenterPoint Houston's reported information. Additionally, a hypothetical capital structure of 60 percent debt and 40 percent equity was used which varies materially from the actual capital structure of CenterPoint Houston as of December 31, 2005 of approximately 50 percent debt and 50 percent equity.

In December 2005, the Texas Utility Commission considered the Staff report and agreed to initiate a rate proceeding concerning the reasonableness of CenterPoint Houston's existing rates for transmission and distribution service and to require CenterPoint Houston to make a filing by April 15, 2006 to justify or change those rates.

These and other significant matters currently affecting our financial condition are further discussed in "Management's Discussion and Analysis of Financial Condition and Results of Operations — Executive Summary — Significant Events in 2005" in Item 7 of this report.

Customers

CenterPoint Houston serves nearly all of the Houston/Galveston metropolitan area. CenterPoint Houston's customers consist of 66 retail electric providers, which sell electricity in its certificated service area, and municipalities, electric cooperatives and other distribution companies located outside CenterPoint Houston's certificated service area. Each retail electric provider is licensed by, and must meet creditworthiness

criteria established by, the Texas Utility Commission. Two of the retail electric providers in our service area are subsidiaries of Reliant Energy, Inc (RRI). Sales to subsidiaries of RRI represented approximately 78%, 71% and 62% of CenterPoint Houston's transmission and distribution revenues in 2003, 2004 and 2005, respectively. CenterPoint Houston's billed receivables balance from retail electric providers as of December 31, 2005 was \$127 million. Approximately 56% of this amount was owed by subsidiaries of RRI. CenterPoint Houston does not have long-term contracts with any of its customers. It operates on a continuous billing cycle, with meter readings being conducted and invoices being distributed to retail electric providers each business day.

Distribution Automation

CenterPoint Houston, with assistance from IBM, has developed an Electric Distribution Grid Automation Strategy that involves the implementation of an "Intelligent Grid". An Intelligent Grid has the potential to provide us with on demand data and information that should enable a significant improvement in grid planning, operations and maintenance. This, in turn, should contribute to fewer and shorter outages, better customer service, improved operations costs, improved security and more effective use of the workforce. A limited system deployment, with an expected capital cost of \$11 million in 2006, has been initiated and allows for a disciplined approach to proving the technology and validating potential benefits prior to a full-scale implementation. The outcome of this limited deployment will be a major factor in any decision to expand the deployment in 2007 and beyond.

Competition

There are no other electric transmission and distribution utilities in CenterPoint Houston's service area. In order for another provider of transmission and distribution services to provide such services in CenterPoint Houston's territory, it would be required to obtain a certificate of convenience and necessity from the Texas Utility Commission and, depending on the location of the facilities, may also be required to obtain franchises from one or more municipalities. We know of no other party intending to enter this business in CenterPoint Houston's service area at this time.

Seasonality

A significant portion of CenterPoint Houston's revenues is derived from rates that it collects from each retail electric provider based on the amount of electricity it distributes on behalf of such retail electric provider. Thus, CenterPoint Houston's revenues and results of operations are subject to seasonality, weather conditions and other changes in electricity usage, with revenues being higher during the warmer months.

Properties

All of CenterPoint Houston's properties are located in Texas. CenterPoint Houston's transmission system carries electricity from power plants to substations and from one substation to another. These substations serve to connect power plants, the high voltage transmission lines and the lower voltage distribution lines. Unlike the transmission system, which carries high voltage electricity over long distances, distribution lines carry lower voltage power from the substation to the retail electric customers. The distribution system consists primarily of distribution lines, transformers, secondary distribution lines and service wires and meters. Most of CenterPoint Houston's transmission and distribution lines have been constructed over lands of others pursuant to easements or along public highways and streets as permitted by law.

All real and tangible properties of CenterPoint Houston, subject to certain exclusions, are currently subject to:

- the lien of a Mortgage and Deed of Trust (the Mortgage) dated November 1, 1944, as supplemented; and
- the lien of a General Mortgage (the General Mortgage) dated October 10, 2002, as supplemented, which is junior to the lien of the Mortgage.

As of December 31, 2005, CenterPoint Houston had outstanding \$2.0 billion aggregate principal amount of general mortgage bonds under the General Mortgage, including approximately \$527 million held in trust to secure pollution control bonds for which CenterPoint Energy is obligated and approximately \$229 million held in trust to secure pollution control bonds for which CenterPoint Houston is obligated. Additionally, CenterPoint Houston had outstanding approximately \$253 million aggregate principal amount of first mortgage bonds under the Mortgage, including approximately \$151 million held in trust to secure certain pollution control bonds for which CenterPoint Energy is obligated. CenterPoint Houston may issue additional general mortgage bonds on the basis of retired bonds, 70% of property additions or cash deposited with the trustee. Approximately \$2.0 billion of additional first mortgage bonds and general mortgage bonds could be issued on the basis of retired bonds and 70% of property additions as of December 31, 2005. However, CenterPoint Houston is contractually prohibited, subject to certain exceptions, from issuing additional first mortgage bonds.

Electric Lines — Overhead. As of December 31, 2005, CenterPoint Houston owned 27,026 pole miles of overhead distribution lines and 3,621 circuit miles of overhead transmission lines, including 451 circuit miles operated at 69,000 volts, 2,093 circuit miles operated at 138,000 volts and 1,077 circuit miles operated at 345,000 volts.

Electric Lines — Underground. As of December 31, 2005, CenterPoint Houston owned 16,662 circuit miles of underground distribution lines and 18.8 circuit miles of underground transmission lines, including 4.5 circuit miles operated at 69,000 volts and 14.3 circuit miles operated at 138,000 volts.

Substations. As of December 31, 2005, CenterPoint Houston owned 225 major substation sites having total installed rated transformer capacity of 47,864 megavolt amperes.

Service Centers. CenterPoint Houston operates 16 regional service centers located on a total of 311 acres of land. These service centers consist of office buildings, warehouses and repair facilities that are used in the business of transmitting and distributing electricity.

Franchises

CenterPoint Houston holds non-exclusive franchises from the incorporated municipalities in its service territory. In exchange for payment of fees, these franchises give CenterPoint Houston the right to use the streets and public rights-of way of these municipalities to construct, operate and maintain its transmission and distribution system and to use that system to conduct its electric delivery business and for other purposes that the franchises permit. The terms of the franchises, with various expiration dates, typically range from 5 to 50 years.

In June 2005, CenterPoint Houston accepted an ordinance granting it a new 30-year franchise to use the public rights-of-way to conduct its business in the City of Houston (New Franchise Ordinance). The New Franchise Ordinance took effect on July 1, 2005, and replaced the prior electricity franchise ordinance, which had been in effect since 1957. The New Franchise Ordinance clarifies certain operational obligations of CenterPoint Houston and the City of Houston and provides for streamlined payment and audit procedures and a two-year statute of limitations on claims for underpayment or overpayment under the ordinance. Under the prior electricity franchise ordinance, CenterPoint Houston paid annual franchise fees of \$76.6 million to the City of Houston for the year ended December 31, 2004. For the twelve-month period beginning July 1, 2005, the annual franchise fee (Annual Franchise Fee) under the New Franchise Ordinance will include a base amount of \$88.1 million (Base Amount) and an additional payment of \$8.5 million (Additional Amount). The Base Amount and the Additional Amount will be adjusted annually based on the increase, if any, in kWh delivered by CenterPoint Houston within the City of Houston.

CenterPoint Houston began paying the new annual franchise fees on July 1, 2005. Pursuant to the New Franchise Ordinance, the Annual Franchise Fee will be reduced prospectively to reflect any portion of the Annual Franchise Fee that is not included in CenterPoint Houston's base rates in any subsequent rate case.

Natural Gas Distribution

CERC's natural gas distribution business engages in regulated intrastate natural gas sales to, and natural gas transportation for, residential, commercial and industrial customers in Arkansas, Louisiana, Minnesota, Mississippi, Oklahoma and Texas through two unincorporated divisions: Minnesota Gas and Southern Gas Operations.

Minnesota Gas provides natural gas distribution services to approximately 780,000 customers in over 240 communities. The largest metropolitan area served by Minnesota Gas is Minneapolis. In 2005, approximately 44% of Minnesota Gas' total throughput was attributable to residential customers and approximately 56% was attributable to commercial and industrial customers. Minnesota Gas also provides unregulated services consisting of heating, ventilating and air conditioning (HVAC) equipment and appliance repair, sales of HVAC, water heating and hearth equipment and home security monitoring.

Southern Gas Operations provides natural gas distribution services to approximately 2.3 million customers in Arkansas, Louisiana, Mississippi, Oklahoma and Texas. The largest metropolitan areas served by Southern Gas Operations are Houston, Texas; Little Rock, Arkansas; Shreveport, Louisiana; Biloxi, Mississippi; and Lawton, Oklahoma. In 2005, approximately 42% of Southern Gas Operations' total throughput was attributable to residential customers and approximately 58% was attributable to commercial and industrial customers.

The demand for intrastate natural gas sales to, and natural gas transportation for, residential, commercial and industrial customers is seasonal. In 2005, approximately 70% of the total throughput of CERC's local distribution companies' business occurred in the first and fourth quarters. These patterns reflect the higher demand for natural gas for heating purposes during those periods.

Supply and Transportation. In 2005, Minnesota Gas purchased virtually all of its natural gas supply pursuant to contracts with remaining terms varying from a few months to four years. Minnesota Gas' major suppliers in 2005 included BP Canada Energy Marketing Corp. (54% of supply volumes), Tenaska Marketing Ventures (11%), ONEOK Energy Services Company, LP (7%) and ConocoPhillips Company (5%). Numerous other suppliers provided the remaining 23% of Minnesota Gas' natural gas supply requirements. Minnesota Gas transports its natural gas supplies through various interstate pipelines under contracts with remaining terms, including extensions, varying from one to sixteen years. We anticipate that these gas supply and transportation contracts will be renewed prior to their expiration.

In 2005, Southern Gas Operations purchased virtually all of its natural gas supply pursuant to contracts with remaining terms varying from a few months to five years. Southern Gas Operations' major suppliers in 2005 included Energy Transfer Company (24% of supply volumes), Kinder Morgan Texas Pipeline Corporation (18%), BP Energy Company (12%), Merrill Lynch Commodities (9%), ONEOK Energy Services Company, LP (7%), and Coral Energy LLC (5%). Numerous other suppliers provided the remaining 25% of Southern Gas Operations' natural gas supply requirements. Southern Gas Operations transports its natural gas supplies through various intrastate and interstate pipelines including CenterPoint Energy's pipeline subsidiaries.

Generally, the regulations of the states in which CERC's natural gas distribution business operates allow it to pass through changes in the costs of natural gas to its customers under purchased gas adjustment provisions in its tariffs. Depending upon the jurisdiction, the purchased gas adjustment factors are updated periodically, ranging from monthly to semi-annually, using estimated gas costs. The changes in the cost of gas billed to customers are subject to review by the applicable regulatory bodies.

Minnesota Gas and Southern Gas Operations use various leased or owned natural gas storage facilities to meet peak-day requirements and to manage the daily changes in demand due to changes in weather. Minnesota Gas also supplements contracted supplies and storage from time to time with stored liquefied natural gas and propane-air plant production.

Minnesota Gas owns and operates an underground storage facility with a capacity of 7.0 billion cubic feet (Bcf). It has a working capacity of 2.1 Bcf available for use during a normal heating season and a maximum

daily withdrawal rate of 50 million cubic feet (MMcf). It also owns nine propane-air plants with a total capacity of 204 MMcf per day and on-site storage facilities for 12 million gallons of propane (1.0 Bcf gas equivalent). Minnesota Gas owns liquefied natural gas plant facilities with a 12 million-gallon liquefied natural gas storage tank (1.0 Bcf gas equivalent) and a send-out capability of 72 MMcf per day.

On an ongoing basis, CERC enters into contracts to provide sufficient supplies and pipeline capacity to meet its customer requirements. However, it is possible for limited service disruptions of interruptible customers' load to occur from time to time due to weather conditions, transportation constraints and other events. As a result of these factors, supplies of natural gas may become unavailable from time to time, or *prices may increase rapidly in response to temporary supply constraints or other factors.*

Assets

As of December 31, 2005, CERC owned approximately 66,000 linear miles of gas distribution mains, varying in size from one-half inch to 24 inches in diameter. Generally, in each of the cities, towns and rural areas served by CERC, we own the underground gas mains and service lines, metering and regulating equipment located on customers' premises and the district regulating equipment necessary for pressure maintenance. With a few exceptions, the measuring stations at which CERC receives gas are owned, operated and maintained by others, and its distribution facilities begin at the outlet of the measuring equipment. These facilities, including odorizing equipment, are usually located on the land owned by suppliers.

Competition

CERC competes primarily with alternate energy sources such as electricity and other fuel sources. In some areas, intrastate pipelines, other gas distributors and marketers also compete directly for gas sales to end-users. In addition, as a result of federal regulations affecting interstate pipelines, natural gas marketers operating on these pipelines may be able to bypass CERC's facilities and market and sell and/or transport natural gas directly to commercial and industrial customers.

Competitive Natural Gas Sales and Services

CERC offers variable and fixed-priced physical natural gas supplies primarily to commercial and industrial customers and electric and gas utilities through a number of subsidiaries, primarily CenterPoint Energy Services, Inc. (CES). We have reorganized the oversight of our Natural Gas Distribution business segment and, as a result, beginning in the fourth quarter of 2005, we have established a new reportable business segment, Competitive Natural Gas Sales and Services. These operations were previously reported as part of the Natural Gas Distribution business segment.

In 2005, CES marketed approximately 538 Bcf (including 27 Bcf to affiliates) of natural gas, transportation and related energy services to nearly 7,000 customers which vary in size from small commercial to large utility companies in the central and eastern regions of the United States. The business has three operational functions: wholesale, retail and intrastate pipelines further described below.

Wholesale Operations. CES offers a portfolio of physical delivery services and financial products designed to meet wholesale customers' supply and price risk management needs. These customers are served directly through interconnects with various inter- and intra-state pipeline companies, and include gas utilities, large industrial and electric generation customers.

Retail Operations. CES also offers a variety of natural gas management services to smaller commercial and industrial customers, whose facilities are located downstream of natural gas distribution utility city gate stations, including load forecasting, supply acquisition, daily swing volume management, invoice consolidation, storage asset management, firm and interruptible transportation administration and forward price management. CES manages transportation contracts and energy supply for retail customers in ten states.

Intrastate Pipeline Operations. Another wholly owned subsidiary of CERC owns and operates approximately 210 miles of intrastate pipeline in Louisiana and Texas. This subsidiary provides bundled and unbundled merchant and transportation services to shippers and end-users.

CES currently transports natural gas on over 30 pipelines throughout the central and eastern United States. CES maintains a portfolio of natural gas supply contracts and firm transportation agreements to meet the natural gas requirements of its customers. CES aggregates supply from various producing regions and offers contracts to buy natural gas with terms ranging from one month to over five years. In addition, CES actively participates in the spot natural gas markets in an effort to balance daily and monthly purchases and sales obligations. Natural gas supply and transportation capabilities are leveraged through contracts for ancillary services including physical storage and other balancing arrangements.

As described above, CES offers its customers a variety of load following services. In providing these services, CES uses its customers' purchase commitments to forecast and arrange its own supply purchases and transportation services to serve customers' natural gas requirements. As a result of the variance between this forecast activity and the actual monthly activity, CES will either have too much supply or too little supply relative to its customers' purchase commitments. These supply imbalances arise each month as customers' natural gas requirements are scheduled and corresponding natural gas supplies are nominated by CES for delivery to those customers. CES' processes and risk control environment are designed to measure and value all supply imbalances on a real-time basis to ensure that CES' exposure to commodity price and volume risk is kept to a minimum. The value assigned to these volumetric imbalances is calculated daily and is known as the aggregate Value at Risk (VaR). In 2005, CES' VaR averaged \$0.5 million with a high of \$3 million.

The CenterPoint Energy Risk Control policy, governed by the Risk Oversight Committee, defines authorized and prohibited trading instruments and volumetric trading limits. CES is a physical marketer of natural gas and uses a variety of tools, including pipeline and storage capacity, financial instruments and physical commodity purchase contracts to support its sales. The CES business optimizes its use of these various tools to minimize its supply costs and does not engage in proprietary or speculative commodity trading. The VaR limits within which CES operates are consistent with its operational objective of matching its aggregate sales obligations (including the swing associated with load following services) with its supply portfolio in a manner that minimizes its total cost of supply.

Competition

CES competes with regional and national wholesale and retail gas marketers including the marketing divisions of natural gas producers and utilities. In addition, CES competes with intrastate pipelines for customers and services in its market areas.

Pipelines and Field Services

CERC's pipelines and field services business operates two interstate natural gas pipelines, as well as gas gathering and processing facilities and also provides operating and technical services and remote data monitoring and communication services. The rates charged by interstate pipelines for interstate transportation and storage services are regulated by the FERC.

CERC owns and operates gas transmission lines primarily located in Arkansas, Illinois, Louisiana, Missouri, Oklahoma and Texas. CERC's pipeline operations are primarily conducted by two wholly owned interstate pipeline subsidiaries which provide gas transportation and storage services primarily to industrial customers and local distribution companies:

- CenterPoint Energy Gas Transmission Company (CEGT) is an interstate pipeline that provides natural gas transportation, natural gas storage and pipeline services to customers principally in Arkansas, Louisiana, Oklahoma and Texas; and
- CenterPoint Energy-Mississippi River Transmission Corporation (MRT) is an interstate pipeline that provides natural gas transportation, natural gas storage and pipeline services to customers principally in Arkansas and Missouri.

CERC's pipeline project management and facility operation services are provided to affiliates and third parties through a wholly owned pipeline services subsidiary, CenterPoint Energy Pipeline Services, Inc.

CERC's field services operations are conducted by a wholly owned subsidiary, CenterPoint Energy Field Services, Inc. (CEFS). CEFS provides natural gas gathering and processing services for certain natural gas fields in the Midcontinent basin of the United States that interconnect with CEGT's and MRT's pipelines, as well as other interstate and intrastate pipelines. CEFS operates gathering pipelines, which collect natural gas from approximately 200 separate systems located in major producing fields in Arkansas, Louisiana, Oklahoma and Texas. CEFS, either directly, or through its 50% interest in the Waskom Joint Venture, processes in excess of 240 MMcf per day of natural gas along its gathering system. CEFS, through its ServiceStar operating division, provides remote data monitoring and communications services to affiliates and third parties. The ServiceStar operating division currently provides monitoring activities at 9,100 locations across Alabama, Arkansas, Colorado, Illinois, Kansas, Louisiana, Mississippi, Missouri, New Mexico, Oklahoma, Texas and Wyoming.

In 2005, approximately 20% of our total operating revenue from pipelines and field services was attributable to services provided to Southern Gas Operations and approximately 7% was attributable to services provided to Laclede Gas Company (Laclede), an unaffiliated distribution company that provides natural gas utility service to the greater St. Louis metropolitan area in Illinois and Missouri. Services to Southern Gas Operations and Laclede are provided under several long-term firm storage and transportation agreements. The agreement to provide services to Laclede expires in 2007. We expect that this agreement will be renewed prior to its expiration. Agreements for firm transportation, "no notice" transportation service and storage service in Southern Gas Operations' major service areas (Arkansas, Louisiana and Oklahoma) expire in 2012.

In October 2005, CEGT signed a firm transportation agreement with XTO Energy to transport 600 MMcf per day of natural gas from Carthage, Texas to CEGT's Perryville hub in Northeast Louisiana. To accommodate this transaction, CEGT is in the process of filing applications for certificates with the FERC to build a 172 mile, 42-inch diameter pipeline, and related compression facilities at an estimated cost of \$400 million. The final capacity of the pipeline will be between 960 MMcf per day and 1.24 Bcf per day. CEGT expects to have firm contracts for the full capacity of the pipeline prior to its expected in service date in early 2007. During the four year period subsequent to the in service date of the pipeline, XTO can request, and subject to mutual negotiations that meet specific financial parameters, CEGT would construct a 67 mile extension from CEGT's Perryville hub to an interconnect with Texas Eastern Gas Transmission at Union Church, Mississippi.

Our pipelines and field services business operations may be affected by changes in the demand for natural gas, the available supply and relative price of natural gas in the Midcontinent and Gulf Coast natural gas supply regions and general economic conditions.

Assets

We own and operate approximately 8,200 miles of gas transmission lines primarily located in Missouri, Illinois, Arkansas, Louisiana, Oklahoma and Texas. We also own and operate six natural gas storage fields with a combined daily deliverability of approximately 1.2 Bcf per day and a combined working gas capacity of approximately 59.0 Bcf. We also own a 10% interest in Gulf South Pipeline Company, LP's Bistineau storage facility. This facility has a total working gas capacity of 85.7 Bcf and approximately 1.1 Bcf per day of deliverability. Storage capacity in the Bistineau facility is 8 Bcf of working gas with 100 MMcf per day of deliverability. Most storage operations are in north Louisiana and Oklahoma. We also own and operate approximately 4,000 miles of gathering pipelines that collect, treat and process natural gas from approximately 200 separate systems located in major producing fields in Arkansas, Louisiana, Oklahoma and Texas.

Competition

Our pipelines and field services business competes with other interstate and intrastate pipelines and gathering companies in the transportation and storage of natural gas. The principal elements of competition among pipelines are rates, terms of service, and flexibility and reliability of service. Our pipelines and field services business competes indirectly with other forms of energy available to our customers, including

electricity, coal and fuel oils. The primary competitive factor is price. Changes in the availability of energy and pipeline capacity, the level of business activity, conservation and governmental regulations, the capability to convert to alternative fuels, and other factors, including weather, affect the demand for natural gas in areas we serve and the level of competition for transportation and storage services. In addition, competition for our gathering operations is impacted by commodity pricing levels because of their influence on the level of drilling activity. Both pipeline services and ServiceStar compete with other similar service companies based on market pricing. The principal elements of competition are rates, terms of service and reliability of services.

Other Operations

Our Other Operations business segment includes office buildings and other real estate used in our business operations and other corporate operations which support all of our business operations.

Discontinued Operations

In July 2004, we announced our agreement to sell our majority owned subsidiary, Texas Genco, to Texas Genco LLC. On December 15, 2004, Texas Genco completed the sale of its fossil generation assets (coal, lignite and gas-fired plants) to Texas Genco LLC for \$2.813 billion in cash. Following the sale, Texas Genco, whose principal remaining asset was its ownership interest in a nuclear generating facility, distributed \$2.231 billion in cash to us. The final step of the transaction, the merger of Texas Genco with a subsidiary of Texas Genco LLC in exchange for an additional cash payment to us of \$700 million, was completed on April 13, 2005.

We recorded an after-tax gain (loss) of \$91 million, \$(133) million and \$(3) million for the years ended December 31, 2003, 2004 and 2005, respectively, related to the operations of Texas Genco. The consolidated financial statements report these operations for all periods presented as discontinued operations in accordance with Statement of Financial Accounting Standards (SFAS) No. 144, "Accounting for the Impairment or Disposal of Long-Lived Assets."

Financial Information About Segments

For financial information about our segments, see Note 14 to our consolidated financial statements, which note is incorporated herein by reference.

REGULATION

We are subject to regulation by various federal, state and local governmental agencies, including the regulations described below.

Public Utility Holding Company Act of 1935

As a registered public utility holding company under the 1935 Act, we and our subsidiaries were subject to a comprehensive regulatory scheme imposed by the SEC. Although the SEC did not regulate rates and charges under the 1935 Act, it did regulate the structure, financing, lines of business and internal transactions of public utility holding companies and their system companies.

The Energy Act repealed the 1935 Act effective February 8, 2006, and since that date, we and our subsidiaries have no longer been subject to restrictions imposed under the 1935 Act. The Energy Act includes PUHCA 2005, which grants to the FERC authority to require holding companies and their subsidiaries to maintain certain books and records and make them available for review by the FERC and state regulatory authorities in certain circumstances. On December 8, 2005, the FERC issued rules implementing PUHCA 2005 that will require us to notify the FERC of our status as a holding company and to maintain certain books and records and make these available to the FERC. The FERC continues to consider motions for rehearing or clarification of these rules.

Federal Energy Regulatory Commission

The FERC has jurisdiction under the Natural Gas Act and the Natural Gas Policy Act of 1978, as amended, to regulate the transportation of natural gas in interstate commerce and natural gas sales for resale in intrastate commerce that are not first sales. The FERC regulates, among other things, the construction of pipeline and related facilities used in the transportation and storage of natural gas in interstate commerce, including the extension, expansion or abandonment of these facilities. The rates charged by interstate pipelines *for interstate transportation and storage services are also regulated by the FERC. The Energy Act expanded the FERC's authority to prohibit market manipulation in connection with FERC-regulated transactions and gave the FERC additional authority to impose civil penalties for statutory violations and violations of the FERC's rules or orders and also expanded criminal penalties for such violations.*

Our natural gas pipeline subsidiaries may periodically file applications with the FERC for changes in their generally available maximum rates and charges designed to allow them to recover their costs of providing service to customers (to the extent allowed by prevailing market conditions), including a reasonable rate of return. These rates are normally allowed to become effective after a suspension period and, in some cases, are subject to refund under applicable law until such time as the FERC issues an order on the allowable level of rates.

CenterPoint Houston is not a "public utility" under the Federal Power Act and therefore is not generally regulated by the FERC, although certain of its transactions are subject to limited FERC jurisdiction. The Energy Act provides the FERC the authority to establish mandatory and enforceable service reliability standards for the electric industry. CenterPoint Energy is subject to these standards.

State and Local Regulation

Electric Transmission & Distribution. CenterPoint Houston conducts its operations pursuant to a certificate of convenience and necessity issued by the Texas Utility Commission that covers its present service area and facilities. In addition, CenterPoint Houston holds non-exclusive franchises from the incorporated municipalities in its service territory. In exchange for payment of fees, these franchises give CenterPoint Houston the right to use the streets and public rights-of-way of these municipalities to construct, operate and maintain its transmission and distribution system and to use that system to conduct its electric delivery business and for other purposes that the franchises permit. The terms of the franchises, with various expiration dates, typically range from 5 to 50 years. As discussed above under "Our Business — Electric Transmission & Distribution — Franchises," a new franchise ordinance for the City of Houston franchise was granted in June 2005 with a term of 30 years. There are a total of 37 cities whose franchises will expire in 2007 and 2008. CenterPoint Houston expects to be able to renew these expiring franchises.

All retail electric providers in CenterPoint Houston's service area pay the same rates and other charges for the same transmission and distribution services.

CenterPoint Houston's distribution rates charged to retail electric providers for residential customers are based on amounts of energy delivered, whereas distribution rates for a majority of commercial and industrial customers are based on peak demand. Transmission rates charged to other distribution companies are based on amounts of energy transmitted under "postage stamp" rates that do not vary with the distance the energy is being transmitted. All distribution companies in ERCOT pay CenterPoint Houston the same rates and other charges for transmission services. The transmission and distribution rates for CenterPoint Houston have been in effect since electric competition began. This regulated delivery charge includes the transmission and distribution rate (which includes municipal franchise fees), a system benefit fund fee imposed by the Texas electric restructuring law, a nuclear decommissioning charge associated with decommissioning the South Texas nuclear generating facility (South Texas Project), transition charges associated with securitization of regulatory assets and securitization of stranded costs, a competition transition charge for collection of the true-up balance not securitized and a rate case expense charge.

As discussed above under "Electric Transmission & Distribution — CenterPoint Houston Rate Case," in December 2005, the Texas Utility Commission agreed to initiate a rate proceeding concerning the reasonable-

ness of CenterPoint Houston's existing rates for transmission and distribution service and to require CenterPoint Houston to make a filing by April 15, 2006 to justify or change those rates.

Natural Gas Distribution. In almost all communities in which CERC provides natural gas distribution services, it operates under franchises, certificates or licenses obtained from state and local authorities. The original terms of the franchises, with various expiration dates, typically range from 10 to 30 years, though franchises in Arkansas are perpetual. None of CERC's material franchises expire in the near term. CERC expects to be able to renew expiring franchises. In most cases, franchises to provide natural gas utility services are not exclusive.

Substantially all of CERC's retail natural gas sales by its local distribution divisions are subject to traditional cost-of-service regulation at rates regulated by the relevant state public utility commissions and, in Texas, by the Railroad Commission of Texas (Railroad Commission) and certain municipalities CERC serves.

Southern Gas Operations

In November 2004, Southern Gas Operations filed an application for a \$34 million base rate increase, which was subsequently adjusted downward to \$28 million, with the Arkansas Public Service Commission (APSC). In September 2005, an \$11 million rate reduction (which included a \$10 million reduction relating to depreciation rates) ordered by the APSC went into effect. The reduced depreciation rates were implemented effective October 2005. This base rate reduction and corresponding reduction in depreciation expense represent an annualized operating income reduction of \$1 million.

In April 2005, the Railroad Commission established new gas tariffs that increased Southern Gas Operations' base rate and service revenues by a combined \$2 million in the unincorporated environs of its Beaumont/East Texas and South Texas Divisions. In June and August 2005, Southern Gas Operations filed requests to implement these same rates within 169 incorporated cities located in the two divisions. The proposed rates were approved or became effective by operation of law in 164 of these cities. Five municipalities denied the rate change requests within their respective jurisdictions. Southern Gas Operations has appealed the actions of these five cities to the Railroad Commission. In February 2006, Southern Gas Operations notified the Railroad Commission that it had reached a settlement with four of the five cities. If approved, the settlement will affect rates in a total of 60 cities in the South Texas Division. In addition, 19 cities where rates have already gone into effect have challenged the jurisdictional and statutory basis for implementation of the new rates within their respective jurisdictions. Southern Gas Operations has petitioned the Railroad Commission for an order declaring that the new rates have been properly established within these 19 cities. If the settlement is approved and assuming all other rate change proposals become effective, revenues from Southern Gas Operations' base rates and miscellaneous service charges would increase by an additional \$17 million annually. Currently, approximately \$15 million of this expected annual increase is in effect in the incorporated areas of Southern Gas Operations' Beaumont/East Texas and South Texas Divisions.

In October 2005, Southern Gas Operations filed requests with the Louisiana Public Service Commission (LPSC) for approximately \$2 million in base rate increases for its South Louisiana service territory and approximately \$2 million in base rate reductions for its North Louisiana service territory in accordance with the Rate Stabilization Plans in its tariffs. These base rate changes became effective on January 2, 2006 in accordance with the tariffs and are subject to review and possible adjustment by the staff of the LPSC. Southern Gas Operations is unable to predict when the LPSC staff may conclude its review or what adjustments, if any, the staff may recommend.

In December 2005, Southern Gas Operations filed a request with the Mississippi Public Service Commission (MPSC) for approximately \$1 million in miscellaneous service charges (e.g., charges to connect service, charges for returned checks, etc.) in its Mississippi service territory. This request was approved in the first quarter of 2006.

In addition, in January and February 2006, Southern Gas Operations filed requests with the MPSC for approximately \$3 million in base rate increases in its Mississippi service territory in accordance with the Automatic Rate Adjustment Mechanism provisions in its tariffs and an additional \$2 million in surcharges to recover system restoration expenses incurred following hurricane Katrina. Both requests are being reviewed by the MPSC staff with a decision expected in the first quarter of 2006.

Minnesota Gas

In June 2005, the Minnesota Public Utilities Commission (MPUC) approved a settlement which increased Minnesota Gas' base rates by approximately \$9 million annually. An interim rate increase of approximately \$17 million had been implemented in October 2004. Substantially all of the excess amounts collected in interim rates over those approved in the final settlement were refunded to customers in the third quarter of 2005.

In November 2005, Minnesota Gas filed a request with the MPUC to increase annual rates by approximately \$41 million. In December 2005, the MPUC approved an interim rate increase of approximately \$35 million that was implemented January 1, 2006. Any excess of amounts collected under the interim rates over the amounts approved in final rates is subject to refund to customers. A decision by the MPUC is expected in the third quarter of 2006.

In December 2004, the MPUC opened an investigation to determine whether Minnesota Gas' practices regarding restoring natural gas service during the period between October 15 and April 15 (Cold Weather Period) are in compliance with the MPUC's Cold Weather Rule (CWR), which governs disconnection and reconnection of customers during the Cold Weather Period. The Minnesota Office of the Attorney General (OAG) issued its report alleging Minnesota Gas has violated the CWR and recommended a \$5 million penalty. Minnesota Gas and the OAG have reached an agreement on procedures to be followed for the current Cold Weather Period which began on October 15, 2005. In addition, in June 2005, CERC was named in a suit filed in the United States District Court, District of Minnesota on behalf of a purported class of customers who allege that Minnesota Gas' conduct under the CWR was in violation of the law. Minnesota Gas is in settlement discussions regarding both the OAG's action and the action on behalf of the purported class.

Department of Transportation

In December 2002, Congress enacted the Pipeline Safety Improvement Act of 2002 (the Act). This legislation applies to our interstate pipelines as well as our intrastate pipelines and local distribution companies. The legislation imposes several requirements related to ensuring pipeline safety and integrity. It requires pipeline and distribution companies to assess the integrity of their pipeline transmission facilities in areas of high population concentration or High Consequence Areas (HCA). The legislation further requires companies to perform remediation activities, in accordance with the requirements of the legislation, over a 10-year period.

Final regulations implementing the Act became effective on February 14, 2004 and provided guidance on, among other things, the areas that should be classified as HCA.

Our interstate and intrastate pipelines and our natural gas distribution companies anticipate that compliance with these regulations will require increases in both capital and operating cost. The level of expenditures required to comply with these regulations will be dependent on several factors, including the age of the facility, the pressures at which the facility operates and the number of facilities deemed to be located in areas designated as HCA. Based on our interpretation of the rules and preliminary technical reviews, we believe compliance will require average annual expenditures of approximately \$15 to \$20 million during the initial 10-year period.

ENVIRONMENTAL MATTERS

Our operations are subject to stringent and complex laws and regulations pertaining to health, safety and the environment. As an owner or operator of natural gas pipelines, gas gathering and processing systems, and

electric transmission and distribution systems we must comply with these laws and regulations at the federal, state and local levels. These laws and regulations can restrict or impact our business activities in many ways, such as:

- restricting the way we can handle or dispose of our wastes;
- limiting or prohibiting construction activities in sensitive areas such as wetlands, coastal regions, or areas inhabited by endangered species;
- requiring remedial action to mitigate pollution conditions caused by our operations, or attributable to former operations; and
- enjoining the operations of facilities deemed in non-compliance with permits issued pursuant to such environmental laws and regulations.

In order to comply with these requirements, we may need to spend substantial amounts and devote other resources from time to time to:

- construct or acquire new equipment;
- acquire permits for facility operations;
- modify or replace existing and proposed equipment; and
- clean up or decommission waste disposal areas, fuel storage and management facilities and other locations and facilities.

Failure to comply with these laws and regulations may trigger a variety of administrative, civil and criminal enforcement measures, including the assessment of monetary penalties, the imposition of remedial actions, and the issuance of orders enjoining future operations. Certain environmental statutes impose strict, *joint and several liability for costs required to clean up and restore sites where hazardous substances have been disposed or otherwise released*. Moreover, it is not uncommon for neighboring landowners and other third parties to file claims for personal injury and property damage allegedly caused by the release of hazardous substances or other waste products into the environment.

The trend in environmental regulation is to place more restrictions and limitations on activities that may affect the environment, and thus there can be no assurance as to the amount or timing of future expenditures for environmental compliance or remediation, and actual future expenditures may be different from the amounts we currently anticipate. We try to anticipate future regulatory requirements that might be imposed and plan accordingly to remain in compliance with changing environmental laws and regulations and to minimize the costs of such compliance.

Based on current regulatory requirements and interpretations, we do not believe that compliance with federal, state or local environmental laws and regulations will have a material adverse effect on our business, financial position or results of operations. In addition, we believe that the various environmental remediation activities in which we are presently engaged will not materially interrupt or diminish our operational ability. We cannot assure you, however, that future events, such as changes in existing laws, the promulgation of new laws, or the development or discovery of new facts or conditions will not cause us to incur significant costs. The following is a discussion of all material environmental and safety laws and regulations that relate to our operations. We believe that we are in substantial compliance with all of these environmental laws and regulations.

Air Emissions

Our operations are subject to the federal Clean Air Act and comparable state laws and regulations. These laws and regulations regulate emissions of air pollutants from various industrial sources, including our processing plants and compressor stations, and also impose various monitoring and reporting requirements. Such laws and regulations may require that we obtain pre-approval for the construction or modification of certain projects or facilities expected to produce air emissions or result in the increase of existing air emissions,

obtain and strictly comply with air permits containing various emissions and operational limitations, or utilize specific emission control technologies to limit emissions. Our failure to comply with these requirements could subject us to monetary penalties, injunctions, conditions or restrictions on operations, and potentially criminal enforcement actions. We may be required to incur certain capital expenditures in the future for air pollution control equipment in connection with obtaining and maintaining operating permits and approvals for air emissions. We believe, however, that our operations will not be materially adversely affected by such requirements, and the requirements are not expected to be any more burdensome to us than to any other similarly situated companies.

Water Discharges

Our operations are subject to the Federal Water Pollution Control Act of 1972, as amended, also known as the Clean Water Act, and analogous state laws and regulations. These laws and regulations impose detailed requirements and strict controls regarding the discharge of pollutants into waters of the United States. The unpermitted discharge of pollutants, including discharges resulting from a spill or leak incident, is prohibited. The Clean Water Act and regulations implemented thereunder also prohibit discharges of dredged and fill material in wetlands and other waters of the United States unless authorized by an appropriately issued permit. Any unpermitted release of petroleum or other pollutants from our pipelines or facilities could result in fines or penalties as well as significant remedial obligations.

Hazardous Waste

Our operations generate wastes, including some hazardous wastes, that are subject to the federal Resource Conservation and Recovery Act (RCRA), and comparable state laws, which impose detailed requirements for the handling, storage, treatment and disposal of hazardous and solid waste. RCRA currently exempts many natural gas gathering and field processing wastes from classification as hazardous waste. Specifically, RCRA excludes from the definition of hazardous waste waters produced and other wastes associated with the exploration, development, or production of crude oil and natural gas. However, these oil and gas exploration and production wastes are still regulated under state law and the less stringent non-hazardous waste requirements of RCRA. Moreover, ordinary industrial wastes such as paint wastes, waste solvents, laboratory wastes, and waste compressor oils may be regulated as hazardous waste. The transportation of natural gas in pipelines may also generate some hazardous wastes that are subject to RCRA or comparable state law requirements.

Liability for Remediation

The Comprehensive Environmental Response, Compensation and Liability Act of 1980, as amended (CERCLA), also known as "Superfund," and comparable state laws impose liability, without regard to fault or the legality of the original conduct, on certain classes of persons responsible for the release of hazardous substances into the environment. Such classes of persons include the current and past owners or operators of sites where a hazardous substance was released, and companies that disposed or arranged for disposal of hazardous substances at offsite locations such as landfills. Although petroleum, as well as natural gas, is excluded from CERCLA's definition of a "hazardous substance," in the course of our ordinary operations we generate wastes that may fall within the definition of a "hazardous substance." CERCLA authorizes the United States Environmental Protection Agency (EPA) and, in some cases, third parties to take actions in response to threats to the public health or the environment and to seek to recover from the responsible classes of persons the costs they incur. Under CERCLA, we could be subject to joint and several liability for the costs of cleaning up and restoring sites where hazardous substances have been released, for damages to natural resources, and for the costs of certain health studies.

Liability for Preexisting Conditions

Hydrocarbon Contamination. CERC Corp. and certain of its subsidiaries are among the defendants in lawsuits filed beginning in August 2001 in Caddo Parish and Bossier Parish, Louisiana. The suits allege that, at some unspecified date prior to 1985, the defendants allowed or caused hydrocarbon or chemical

contamination of the Wilcox Aquifer, which lies beneath property owned or leased by certain of the defendants and which is the sole or primary drinking water aquifer in the area. The primary source of the contamination is alleged by the plaintiffs to be a gas processing facility in Haughton, Bossier Parish, Louisiana known as the "Sligo Facility," which was formerly operated by a predecessor in interest of CERC Corp. This facility was purportedly used for gathering natural gas from surrounding wells, separating liquid hydrocarbons from the natural gas for marketing, and transmission of natural gas for distribution.

Beginning about 1985, the predecessors of certain CERC Corp. defendants engaged in a voluntary remediation of any subsurface contamination of the groundwater below the property they owned or leased. This work has been done in conjunction with and under the direction of the Louisiana Department of Environmental Quality. In the pending litigation, the plaintiffs seek monetary damages for alleged damage to the aquifer underlying their property, unspecified alleged personal injuries, alleged fear of cancer, alleged property damage or diminution of value of their property, and, in addition, seek damages for trespass, punitive, and exemplary damages. We do not expect the ultimate cost associated with resolving this matter to have a material impact on our financial condition, results of operations or cash flows or that of CERC.

Manufactured Gas Plant Sites. CERC and its predecessors operated manufactured gas plants (MGP) in the past. In Minnesota, CERC has completed remediation on two sites, other than ongoing monitoring and water treatment. There are five remaining sites in CERC's Minnesota service territory. CERC believes that it has no liability with respect to two of these sites.

At December 31, 2005, CERC had accrued \$14 million for remediation of these Minnesota sites. At December 31, 2005, the estimated range of possible remediation costs for these sites was \$4 million to \$35 million based on remediation continuing for 30 to 50 years. The cost estimates are based on studies of a site or industry average costs for remediation of sites of similar size. The actual remediation costs will be dependent upon the number of sites to be remediated, the participation of other potentially responsible parties (PRP), if any, and the remediation methods used. CERC has utilized an environmental expense tracker mechanism in its rates in Minnesota to recover estimated costs in excess of insurance recovery. As of December 31, 2005, CERC has collected \$13 million from insurance companies and ratepayers to be used for future environmental remediation.

In addition to the Minnesota sites, the EPA and other regulators have investigated MGP sites that were owned or operated by CERC or may have been owned or operated by one of its former affiliates. CERC has been named as a defendant in two lawsuits under which contribution is sought by private parties for the cost to remediate former MGP sites based on the previous ownership of such sites by former affiliates of CERC or its divisions. CERC has also been identified as a PRP by the State of Maine for a site that is the subject of one of the lawsuits. In March 2005, the court considering the other suit for contribution granted CERC's motion to dismiss on the grounds that CERC was not an "operator" of the site as had been alleged. The plaintiff in that case has filed an appeal of the court's dismissal of CERC. We are investigating details regarding these sites and the range of environmental expenditures for potential remediation. However, CERC believes it is not liable as a former owner or operator of those sites under CERCLA and applicable state statutes, and is vigorously contesting those suits and its designation as a PRP.

Mercury Contamination. Our pipeline and natural gas distribution operations have in the past employed elemental mercury in measuring and regulating equipment. It is possible that small amounts of mercury may have been spilled in the course of normal maintenance and replacement operations and that these spills may have contaminated the immediate area with elemental mercury. We have found this type of contamination at some sites in the past, and we have conducted remediation at these sites. It is possible that other contaminated sites may exist and that remediation costs may be incurred for these sites. Although the total amount of these costs cannot be known at this time, based on our experience and that of others in the natural gas industry to date and on the current regulations regarding remediation of these sites, we believe that the costs of any remediation of these sites will not be material to our financial condition, results of operations or cash flows.

Other Environmental. From time to time, we have received notices from regulatory authorities or others regarding our status as a PRP in connection with sites found to require remediation due to the presence of environmental contaminants. Although their ultimate outcome cannot be predicted at this time, we do not

believe, based on our experience to date, that these matters, either individually or in the aggregate, will have a material adverse effect on our financial condition, results of operations or cash flows.

Asbestos. Some of our facilities contain or have contained asbestos insulation and other asbestos-containing materials. We or our subsidiaries have been named, along with numerous others, as a defendant in lawsuits filed by a large number of individuals who claim injury due to exposure to asbestos. Most claimants in such litigation have been workers who participated in construction of various industrial facilities, including power plants. Some of the claimants have worked at locations we own, but most existing claims relate to facilities previously owned by our subsidiaries but currently owned by Texas Genco LLC. We anticipate that additional claims like those received may be asserted in the future. Under the terms of the separation agreement between us and Texas Genco, ultimate financial responsibility for uninsured losses from these claims relating to facilities transferred to Texas Genco has been assumed by Texas Genco, but under the terms of our agreement to sell Texas Genco to Texas Genco LLC, we have agreed to continue to defend such claims to the extent they are covered by insurance we maintain, subject to reimbursement of the costs of such defense from Texas Genco LLC. Although their ultimate outcome cannot be predicted at this time, we intend to continue vigorously contesting claims that we do not consider to have merit and do not expect, based on our experience to date, these matters, either individually or in the aggregate, to have a material adverse effect on our financial condition, results of operations or cash flows.

Regulatory Matters Relating to Discontinued Operations

Texas Genco and the other owners of the South Texas Project are required by NRC regulations to estimate from time to time the amounts required to decommission that nuclear generating facility and are required to maintain funds to satisfy that obligation when the plant ultimately is decommissioned. Although CenterPoint Houston no longer owns an interest in the South Texas Project, CenterPoint Houston currently collects through a separate nuclear decommissioning charge amounts calculated to provide sufficient funds at the time of decommissioning to discharge these obligations. Funds collected are deposited into nuclear decommissioning trusts. The beneficial ownership of the nuclear decommissioning trusts is held by a subsidiary of Texas Genco LLC as a licensee of the facility. While current funding levels exceed NRC minimum requirements, no assurance can be given that the amounts held in trust will be adequate to cover the actual decommissioning costs of the South Texas Project. Such costs may vary because of changes in the assumed date of decommissioning and changes in regulatory requirements, technology and costs of labor, materials and waste burial. In the event that funds from the trust are inadequate to decommission the facilities, CenterPoint Houston will be required by the transaction agreement with Texas Genco LLC to collect through rates or other authorized charges all additional amounts required to fund Texas Genco LLC's obligations relating to the decommissioning of the South Texas Project.

EMPLOYEES

As of December 31, 2005, we had 9,001 full-time employees. The following table sets forth the number of our employees by business segment:

<u>Business Segment</u>	<u>Number</u>	<u>Number Represented by Unions or Other Collective Bargaining Groups</u>
Electric Transmission & Distribution	2,931	1,225
Natural Gas Distribution	4,387	1,493
Competitive Natural Gas Sales and Services	98	—
Pipelines and Field Services	717	—
Other Operations	<u>868</u>	<u>—</u>
Total	<u>9,001</u>	<u>2,718</u>

As of December 31, 2005, approximately 30% of the Company's employees are subject to collective bargaining agreements. Two of these agreements, covering approximately 19% of the Company's employees will expire in 2006. Minnesota Gas has 466 bargaining unit employees who are covered by a collective bargaining unit agreement with the United Association of Journeymen and Apprentices of Plumbing and Pipe Fitting Industry of the United States and Canada Local 340 that expires in April 2006. CenterPoint Houston has 1,225 bargaining unit employees who are covered by a collective bargaining unit agreement with the International Brotherhood of Electrical Workers Local 66, that expires in May 2006. We have a good relationship with these bargaining units and expect to renegotiate new agreements in 2006.

EXECUTIVE OFFICERS
(as of February 28, 2006)

<u>Name</u>	<u>Age</u>	<u>Title</u>
David M. McClanahan	56	President and Chief Executive Officer and Director
Scott E. Rozzell	56	Executive Vice President, General Counsel and Corporate Secretary
Gary L. Whitlock	56	Executive Vice President and Chief Financial Officer
James S. Brian	58	Senior Vice President and Chief Accounting Officer
Byron R. Kelley	58	Senior Vice President and Group President — CenterPoint Energy Pipelines and Field Services
Thomas R. Standish	56	Senior Vice President and Group President — Regulated Operations

David M. McClanahan has been President and Chief Executive Officer and a director of CenterPoint Energy since September 2002. He served as Vice Chairman of Reliant Energy, Incorporated (Reliant Energy) from October 2000 to September 2002 and as President and Chief Operating Officer of Reliant Energy's Delivery Group from April 1999 to September 2002. He has served in various executive capacities with CenterPoint Energy since 1986. He previously served as Chairman of the Board of Directors of ERCOT and Chairman of the Board of the University of St. Thomas in Houston. He currently serves on the boards of the Edison Electric Institute and the American Gas Association.

Scott E. Rozzell has served as Executive Vice President, General Counsel and Corporate Secretary of CenterPoint Energy since September 2002. He served as Executive Vice President and General Counsel of the Delivery Group of Reliant Energy from March 2001 to September 2002. Before joining CenterPoint Energy in 2001, Mr. Rozzell was a senior partner in the law firm of Baker Botts L.L.P. He currently serves as Chair of the Association of Electric Companies of Texas.

Gary L. Whitlock has served as Executive Vice President and Chief Financial Officer of CenterPoint Energy since September 2002. He served as Executive Vice President and Chief Financial Officer of the Delivery Group of Reliant Energy from July 2001 to September 2002. Mr. Whitlock served as the Vice President, Finance and Chief Financial Officer of Dow AgroSciences, a subsidiary of The Dow Chemical Company, from 1998 to 2001.

James S. Brian has served as Senior Vice President and Chief Accounting Officer of CenterPoint Energy since August 2002. He served as Senior Vice President, Finance and Administration of the Delivery Group of Reliant Energy from 1999 to August 2002. Mr. Brian has served in various executive capacities with CenterPoint Energy since 1983.

Byron R. Kelley has served as Senior Vice President and Group President — CenterPoint Energy Pipelines and Field Services since June 2004, having previously served as President and Chief Operating Officer of CenterPoint Energy Pipelines and Field Services from May 2003 to June 2004. Prior to joining CenterPoint Energy he served as President of El Paso International, a subsidiary of El Paso Corporation, from January 2001 to August 2002. He currently serves on the Board of Directors of the Interstate Natural Gas Association of America.

Thomas R. Standish has served as Senior Vice President and Group President-Regulated Operations of CenterPoint Energy since August 2005, having previously served as Senior Vice President and Group President and Chief Operating Officer of CenterPoint Houston from June 2004 to August 2005 and as President and Chief Operating Officer of CenterPoint Houston from August 2002 to June 2004. He served as President and Chief Operating Officer for both electricity and natural gas for Reliant Energy's Houston area from 1999 to August 2002. Mr. Standish has served in various executive capacities with CenterPoint Energy since 1993. He currently serves on the Board of Directors of ERCOT.

Item 1A. Risk Factors

We are a holding company that conducts all of our business operations through subsidiaries, primarily CenterPoint Houston and CERC. The following summarizes the principal risk factors associated with the businesses conducted by each of these subsidiaries:

Risk Factors Affecting Our Electric Transmission & Distribution Business

CenterPoint Houston may not be successful in ultimately recovering the full value of its true-up components, which could result in the elimination of certain tax benefits and could have an adverse impact on CenterPoint Houston's results of operations, financial condition and cash flows.

In March 2004, CenterPoint Houston filed its true-up application with the Texas Utility Commission, requesting recovery of \$3.7 billion, excluding interest. In December 2004, the Texas Utility Commission issued its final order (True-Up Order) allowing CenterPoint Houston to recover a true-up balance of approximately \$2.3 billion, which included interest through August 31, 2004, and providing for adjustment of the amount to be recovered to include interest on the balance until recovery, the principal portion of additional excess mitigation credits returned to customers after August 31, 2004 and certain other matters. CenterPoint Houston and other parties filed appeals of the True-Up Order to a district court in Travis County, Texas. In August 2005, the court issued its final judgment on the various appeals. In its judgment, the court affirmed most aspects of the True-Up Order, but reversed two of the Texas Utility Commission's rulings. The judgment would have the effect of restoring approximately \$650 million, plus interest, of the \$1.7 billion the Texas Utility Commission had disallowed from CenterPoint Houston's initial request. First, the court reversed the Texas Utility Commission's decision to prohibit CenterPoint Houston from recovering \$180 million in credits through August 2004 that CenterPoint Houston was ordered to provide to retail electric providers as a result of an inaccurate stranded cost estimate made by the Texas Utility Commission in 2000. Additional credits of approximately \$30 million were paid after August 2004. Second, the court reversed the Texas Utility Commission's disallowance of \$440 million in transition costs which are recoverable under the Texas Utility Commission's regulations. CenterPoint Houston and other parties appealed the district court decisions. Briefs have been filed with the 3rd Court of Appeals in Austin but oral argument has not yet been scheduled. No prediction can be made as to the ultimate outcome or timing of such appeals. Additionally, if the amount of the true-up balance is reduced on appeal to below the amount recovered through the issuance of transition bonds and under the CTC, while the amount of transition bonds outstanding would not be reduced, CenterPoint Houston would be required to refund the over recovery to its customers.

Among the issues raised in our appeal of the True-Up Order is the Texas Utility Commission's reduction of our stranded cost recovery by approximately \$146 million for the present value of certain deferred tax benefits associated with our former Texas Genco assets. Such reduction was considered in our recording of an after-tax extraordinary loss of \$977 million in the last half of 2004. We believe that the Texas Utility Commission based its order on proposed regulations issued by the IRS in March 2003 related to those tax benefits. Those proposed regulations would have allowed utilities which were deregulated before March 4, 2003 to make a retroactive election to pass the benefits of ADITC and EDFIT back to customers. However, in December 2005, the IRS withdrew those proposed normalization regulations and issued new proposed regulations that do not include the provision allowing a retroactive election to pass the tax benefits back to customers. If the December 2005 proposed regulations become effective and if the Texas Utility Commission's order on this issue is not reversed on appeal or the amount of the tax benefits is not otherwise restored by the Texas Utility Commission, the IRS is likely to consider that a "normalization violation" has occurred. If so, the IRS could require us to pay an amount equal to CenterPoint Houston's unamortized ADITC balance as of the date that the normalization violation was deemed to have occurred. In addition, if a normalization violation is deemed to have occurred, the IRS could also deny CenterPoint Houston the ability to elect accelerated depreciation benefits. If a normalization violation should ultimately be found to exist, it could have an adverse impact on our results of operations, financial condition and cash flows. The Texas Utility Commission has not previously required a company subject to its jurisdiction to take action that would result in a normalization violation.

CenterPoint Houston's receivables are concentrated in a small number of retail electric providers, and any delay or default in payment could adversely affect CenterPoint Houston's cash flows, financial condition and results of operations.

CenterPoint Houston's receivables from the distribution of electricity are collected from retail electric providers that supply the electricity CenterPoint Houston distributes to their customers. Currently, CenterPoint Houston does business with 66 retail electric providers. Adverse economic conditions, structural problems in the market served by the Electric Reliability Council of Texas, Inc. (ERCOT) or financial difficulties of one or more retail electric providers could impair the ability of these retail providers to pay for CenterPoint Houston's services or could cause them to delay such payments. CenterPoint Houston depends on these retail electric providers to remit payments on a timely basis. Applicable regulatory provisions require that customers be shifted to a provider of last resort if a retail electric provider cannot make timely payments. RRI, through its subsidiaries, is CenterPoint Houston's largest customer. Approximately 56% of CenterPoint Houston's \$127 million in billed receivables from retail electric providers at December 31, 2005 was owed by subsidiaries of RRI. Any delay or default in payment could adversely affect CenterPoint Houston's cash flows, financial condition and results of operations.

Rate regulation of CenterPoint Houston's business may delay or deny CenterPoint Houston's ability to earn a reasonable return and fully recover its costs.

CenterPoint Houston's rates are regulated by certain municipalities and the Texas Utility Commission based on an analysis of its invested capital and its expenses in a test year. Thus, the rates that CenterPoint Houston is allowed to charge may not match its expenses at any given time. The regulatory process by which rates are determined may not always result in rates that will produce full recovery of CenterPoint Houston's costs and enable CenterPoint Houston to earn a reasonable return on its invested capital.

Disruptions at power generation facilities owned by third parties could interrupt CenterPoint Houston's sales of transmission and distribution services.

CenterPoint Houston transmits and distributes to customers of retail electric providers electric power that the retail electric providers obtain from power generation facilities owned by third parties. CenterPoint Houston does not own or operate any power generation facilities. If power generation is disrupted or if power generation capacity is inadequate, CenterPoint Houston's sales of transmission and distribution services may be diminished or interrupted, and its results of operations, financial condition and cash flows may be adversely affected.

CenterPoint Houston's revenues and results of operations are seasonal.

A significant portion of CenterPoint Houston's revenues is derived from rates that it collects from each retail electric provider based on the amount of electricity it distributes on behalf of such retail electric provider. Thus, CenterPoint Houston's revenues and results of operations are subject to seasonality, weather conditions and other changes in electricity usage, with revenues being higher during the warmer months.

Risk Factors Affecting Our Natural Gas Distribution, Competitive Natural Gas Sales and Services and Pipelines and Field Services Businesses

Rate regulation of CERC's business may delay or deny CERC's ability to earn a reasonable return and fully recover its costs.

CERC's rates for its local distribution companies are regulated by certain municipalities and state commissions, and for its interstate pipelines by the FERC, based on an analysis of its invested capital and its expenses in a test year. Thus, the rates that CERC is allowed to charge may not match its expenses at any given time. The regulatory process in which rates are determined may not always result in rates that will produce full recovery of CERC's costs and enable CERC to earn a reasonable return on its invested capital.

CERC's businesses must compete with alternative energy sources, which could lead to less natural gas being marketed, and its pipelines and field services businesses must compete directly with others in the transportation, storage, gathering, treating and processing of natural gas, which could lead to lower prices, either of which could have an adverse impact on CERC's results of operations, financial condition and cash flows.

CERC competes primarily with alternate energy sources such as electricity and other fuel sources. In some areas, intrastate pipelines, other natural gas distributors and marketers also compete directly with CERC for natural gas sales to end-users. In addition, as a result of federal regulatory changes affecting interstate pipelines, natural gas marketers operating on these pipelines may be able to bypass CERC's facilities and market, sell and/or transport natural gas directly to commercial and industrial customers. Any reduction in the amount of natural gas marketed, sold or transported by CERC as a result of competition may have an adverse impact on CERC's results of operations, financial condition and cash flows.

CERC's two interstate pipelines and its gathering systems compete with other interstate and intrastate pipelines and gathering systems in the transportation and storage of natural gas. The principal elements of competition are rates, terms of service, and flexibility and reliability of service. They also compete indirectly with other forms of energy, including electricity, coal and fuel oils. The primary competitive factor is price. The actions of CERC's competitors could lead to lower prices, which may have an adverse impact on CERC's results of operations, financial condition and cash flows.

CERC's natural gas distribution and competitive natural gas sales and services businesses are subject to fluctuations in natural gas pricing levels, which could affect the ability of CERC's suppliers and customers to meet their obligations or otherwise adversely affect CERC's liquidity.

CERC is subject to risk associated with increases in the price of natural gas, which has been the trend in recent years. Increases in natural gas prices might affect CERC's ability to collect balances due from its customers and, on the regulated side, could create the potential for uncollectible accounts expense to exceed the recoverable levels built into CERC's tariff rates. In addition, a sustained period of high natural gas prices could apply downward demand pressure on natural gas consumption in the areas in which CERC operates and increase the risk that CERC's suppliers or customers fail or are unable to meet their obligations. Additionally, increasing gas prices could create the need for CERC to provide collateral in order to purchase gas.

If CERC were to fail to extend a contract with one of its significant pipeline customers, there could be an adverse impact on its operations.

CERC's contract with Laclede Gas Company, one of its pipeline's customers, is currently scheduled to expire in 2007. To the extent the pipeline is unable to extend this contract or the contract is renegotiated at rates substantially less than the rates provided in the current contract, there could be an adverse effect on CERC's results of operations, financial condition and cash flows.

A decline in CERC's credit rating could result in CERC's having to provide collateral in order to purchase gas.

If CERC's credit rating were to decline, it might be required to post cash collateral in order to purchase natural gas. If a credit rating downgrade and the resultant cash collateral requirement were to occur at a time when CERC was experiencing significant working capital requirements or otherwise lacked liquidity, CERC might be unable to obtain the necessary natural gas to meet its obligations to customers, and its results of operations, financial condition and cash flows would be adversely affected.

CERC's pipelines' and field services' business revenues and results of operations are subject to fluctuations in the supply of gas.

CERC's pipelines and field services business largely relies on gas sourced in the various supply basins located in the Midcontinent region of the United States. To the extent the availability of this supply is

substantially reduced, it could have an adverse effect on CERC's results of operations, financial condition and cash flows.

CERC's revenues and results of operations are seasonal.

A substantial portion of CERC's revenues is derived from natural gas sales and transportation. Thus, CERC's revenues and results of operations are subject to seasonality, weather conditions and other changes in natural gas usage, with revenues being higher during the winter months.

Risk Factors Associated with Our Consolidated Financial Condition

If we are unable to arrange future financings on acceptable terms, our ability to refinance existing indebtedness could be limited.

As of December 31, 2005, we had \$8.9 billion of outstanding indebtedness on a consolidated basis, which includes \$2.5 billion of non-recourse transition bonds. As of December 31, 2005, approximately \$665 million principal amount of this debt must be paid through 2008. This amount excludes principal repayments of approximately \$379 million on transition bonds, for which a dedicated revenue stream exists. In addition, we have \$830 million of outstanding convertible notes on which holders could exercise their "put" rights during this period. Our future financing activities may depend, at least in part, on:

- the timing and amount of our recovery of the true-up components, including, in particular, the results of appeals to the courts of determinations on rulings obtained to date;
- general economic and capital market conditions;
- credit availability from financial institutions and other lenders;
- investor confidence in us and the market in which we operate;
- maintenance of acceptable credit ratings;
- market expectations regarding our future earnings and probable cash flows;
- market perceptions of our ability to access capital markets on reasonable terms;
- our exposure to RRI in connection with its indemnification obligations arising in connection with its separation from us; and
- provisions of relevant tax and securities laws.

As of December 31, 2005, CenterPoint Houston had outstanding \$2.0 billion aggregate principal amount of general mortgage bonds under the General Mortgage, including approximately \$527 million held in trust to secure pollution control bonds for which CenterPoint Energy is obligated and approximately \$229 million held in trust to secure pollution control bonds for which CenterPoint Houston is obligated. Additionally, CenterPoint Houston had outstanding approximately \$253 million aggregate principal amount of first mortgage bonds under the Mortgage, including approximately \$151 million held in trust to secure certain pollution control bonds for which CenterPoint Energy is obligated. CenterPoint Houston may issue additional general mortgage bonds on the basis of retired bonds, 70% of property additions or cash deposited with the trustee. Approximately \$2.0 billion of additional first mortgage bonds and general mortgage bonds could be issued on the basis of retired bonds and 70% of property additions as of December 31, 2005. However, CenterPoint Houston is contractually prohibited, subject to certain exceptions, from issuing additional first mortgage bonds.

Our current credit ratings are discussed in "Management's Discussion and Analysis of Financial Condition and Results of Operations — Liquidity and Capital Resources — Future Sources and Uses of Cash — Impact on Liquidity of a Downgrade in Credit Ratings" in Item 7 of this report. These credit ratings may not remain in effect for any given period of time and one or more of these ratings may be lowered or withdrawn entirely by a rating agency. We note that these credit ratings are not recommendations to buy, sell or hold our securities. Each rating should be evaluated independently of any other rating. Any future reduction

or withdrawal of one or more of our credit ratings could have a material adverse impact on our ability to access capital on acceptable terms.

As a holding company with no operations of our own, we will depend on distributions from our subsidiaries to meet our payment obligations, and provisions of applicable law or contractual restrictions could limit the amount of those distributions.

We derive all our operating income from, and hold all our assets through, our subsidiaries. As a result, we will depend on distributions from our subsidiaries in order to meet our payment obligations. In general, these subsidiaries are separate and distinct legal entities and have no obligation to provide us with funds for our payment obligations, whether by dividends, distributions, loans or otherwise. In addition, provisions of applicable law, such as those limiting the legal sources of dividends, limit their ability to make payments or other distributions to us, and they could agree to contractual restrictions on their ability to make distributions.

Our right to receive any assets of any subsidiary, and therefore the right of our creditors to participate in those assets, will be effectively subordinated to the claims of that subsidiary's creditors, including trade creditors. In addition, even if we were a creditor of any subsidiary, our rights as a creditor would be subordinated to any security interest in the assets of that subsidiary and any indebtedness of the subsidiary senior to that held by us.

The use of derivative contracts by us and our subsidiaries in the normal course of business could result in financial losses that negatively impact our results of operations and those of our subsidiaries.

We and our subsidiaries use derivative instruments, such as swaps, options, futures and forwards, to manage our commodity and financial market risks. We and our subsidiaries could recognize financial losses as a result of volatility in the market values of these contracts, or should a counterparty fail to perform. In the absence of actively quoted market prices and pricing information from external sources, the valuation of these financial instruments can involve management's judgment or use of estimates. As a result, changes in the underlying assumptions or use of alternative valuation methods could affect the reported fair value of these contracts.

Risks Common to Our Businesses and Other Risks

We are subject to operational and financial risks and liabilities arising from environmental laws and regulations.

Our operations are subject to stringent and complex laws and regulations pertaining to health, safety and the environment. As an owner or operator of natural gas pipelines and distribution systems, gas gathering and processing systems, and electric transmission and distribution systems we must comply with these laws and regulations at the federal, state and local levels. These laws and regulations can restrict or impact our business activities in many ways, such as:

- restricting the way we can handle or dispose of our wastes;
- limiting or prohibiting construction activities in sensitive areas such as wetlands, coastal regions, or areas inhabited by endangered species;
- requiring remedial action to mitigate pollution conditions caused by our operations, or attributable to former operations; and
- enjoining the operations of facilities deemed in non-compliance with permits issued pursuant to such environmental laws and regulations.

In order to comply with these requirements, we may need to spend substantial amounts and devote other resources from time to time to:

- construct or acquire new equipment;
- acquire permits for facility operations;

- modify or replace existing and proposed equipment; and
- clean up or decommission waste disposal areas, fuel storage and management facilities and other locations and facilities.

Failure to comply with these laws and regulations may trigger a variety of administrative, civil and criminal enforcement measures, including the assessment of monetary penalties, the imposition of remedial actions, and the issuance of orders enjoining future operations. Certain environmental statutes impose strict, joint and several liability for costs required to clean up and restore sites where hazardous substances have been disposed or otherwise released. Moreover, it is not uncommon for neighboring landowners and other third parties to file claims for personal injury and property damage allegedly caused by the release of hazardous substances or other waste products into the environment.

Our insurance coverage may not be sufficient. Insufficient insurance coverage and increased insurance costs could adversely impact our results of operations, financial condition and cash flows.

We currently have general liability and property insurance in place to cover certain of our facilities in amounts that we consider appropriate. Such policies are subject to certain limits and deductibles and do not include business interruption coverage. Insurance coverage may not be available in the future at current costs or on commercially reasonable terms, and the insurance proceeds received for any loss of, or any damage to, any of our facilities may not be sufficient to restore the loss or damage without negative impact on our results of operations, financial condition and cash flows.

In common with other companies in its line of business that serve coastal regions, CenterPoint Houston does not have insurance covering its transmission and distribution system because CenterPoint Houston believes it to be cost prohibitive. If CenterPoint Houston were to sustain any loss of, or damage to, its transmission and distribution properties, it may not be able to recover such loss or damage through a change in its regulated rates, and any such recovery may not be timely granted. Therefore, CenterPoint Houston may not be able to restore any loss of, or damage to, any of its transmission and distribution properties without negative impact on its results of operations, financial condition and cash flows.

We, CenterPoint Houston and CERC could incur liabilities associated with businesses and assets that we have transferred to others.

Under some circumstances, we and CenterPoint Houston could incur liabilities associated with assets and businesses we and CenterPoint Houston no longer own. These assets and businesses were previously owned by Reliant Energy, a predecessor of CenterPoint Houston, directly or through subsidiaries and include:

- those transferred to RRI or its subsidiaries in connection with the organization and capitalization of RRI prior to its initial public offering in 2001; and
- those transferred to Texas Genco in connection with its organization and capitalization.

In connection with the organization and capitalization of RRI, RRI and its subsidiaries assumed liabilities associated with various assets and businesses Reliant Energy transferred to them. RRI also agreed to indemnify, and cause the applicable transferee subsidiaries to indemnify, us and our subsidiaries, including CenterPoint Houston and CERC, with respect to liabilities associated with the transferred assets and businesses. The indemnity provisions were intended to place sole financial responsibility on RRI and its subsidiaries for all liabilities associated with the current and historical businesses and operations of RRI, regardless of the time those liabilities arose. If RRI is unable to satisfy a liability that has been so assumed in circumstances in which Reliant Energy has not been released from the liability in connection with the transfer, we, CenterPoint Houston or CERC could be responsible for satisfying the liability.

Prior to CenterPoint Energy's distribution of its ownership in RRI to its shareholders, CERC had guaranteed certain contractual obligations of what became RRI's trading subsidiary. Under the terms of the separation agreement between the companies, RRI agreed to extinguish all such guarantee obligations prior to separation, but when separation occurred in September 2002, RRI had been unable to extinguish all

obligations. To secure CenterPoint Energy and CERC against obligations under the remaining guarantees, RRI agreed to provide cash or letters of credit for the benefit of CERC and CenterPoint Energy, and *undertook to use commercially reasonable efforts to extinguish the remaining guarantees. Our current exposure under the remaining guarantees relates to CERC's guarantee of the payment by RRI of demand charges related to transportation contracts with one counterparty. The demand charges are approximately \$53 million per year in 2006 through 2015, \$49 million in 2016, \$38 million in 2017 and \$13 million in 2018. As a result of changes in market conditions, CenterPoint Energy's potential exposure under that guarantee currently exceeds the security provided by RRI. CenterPoint Energy has requested RRI to increase the amount of its existing letters of credit or, in the alternative, to obtain a release of CERC's obligations under the guarantee, and CenterPoint Energy and RRI are pursuing alternatives. RRI continues to meet its obligations under the transportation contracts.*

RRI's unsecured debt ratings are currently below investment grade. If RRI were unable to meet its obligations, it would need to consider, among various options, restructuring under the bankruptcy laws, in *which event RRI might not honor its indemnification obligations and claims by RRI's creditors might be made against us as its former owner.*

Reliant Energy and RRI are named as defendants in a number of lawsuits arising out of power sales in California and other West Coast markets and financial reporting matters. Although these matters relate to the business and operations of RRI, claims against Reliant Energy have been made on grounds that include the effect of RRI's financial results on Reliant Energy's historical financial statements and liability of Reliant Energy as a controlling shareholder of RRI. We or CenterPoint Houston could incur liability if claims in one or more of these lawsuits were successfully asserted against us or CenterPoint Houston and indemnification from RRI were determined to be unavailable or if RRI were unable to satisfy indemnification obligations owed with respect to those claims.

In connection with the organization and capitalization of Texas Genco, Texas Genco assumed liabilities associated with the electric generation assets Reliant Energy transferred to it. Texas Genco also agreed to indemnify, and cause the applicable transferee subsidiaries to indemnify, us and our subsidiaries, including CenterPoint Houston, with respect to liabilities associated with the transferred assets and businesses. In many cases the liabilities assumed were obligations of CenterPoint Houston and CenterPoint Houston was not released by third parties from these liabilities. The indemnity provisions were intended generally to place sole financial responsibility on Texas Genco and its subsidiaries for all liabilities associated with the current and historical businesses and operations of Texas Genco, regardless of the time those liabilities arose. In connection with the sale of Texas Genco's fossil generation assets (coal, lignite and gas-fired plants) to Texas Genco LLC, the separation agreement we entered into with Texas Genco in connection with the organization and capitalization of Texas Genco was amended to provide that all of Texas Genco's rights and obligations under the separation agreement relating to its fossil generation assets, including Texas Genco's obligation to *indemnify us with respect to liabilities associated with the fossil generation assets and related business, were assigned to and assumed by Texas Genco LLC. In addition, under the amended separation agreement, Texas Genco is no longer liable for, and CenterPoint Energy has assumed and agreed to indemnify Texas Genco LLC against, liabilities that Texas Genco originally assumed in connection with its organization to the extent, and only to the extent, that such liabilities are covered by certain insurance policies or other similar agreements held by CenterPoint Energy. If Texas Genco or Texas Genco LLC were unable to satisfy a liability that had been so assumed or indemnified against, and provided Reliant Energy had not been released from the liability in connection with the transfer, CenterPoint Houston could be responsible for satisfying the liability.*

We or our subsidiaries have been named, along with numerous others, as a defendant in lawsuits filed by a large number of individuals who claim injury due to exposure to asbestos. Most claimants in such litigation have been *workers who participated in construction of various industrial facilities, including power plants. Some of the claimants have worked at locations we own, but most existing claims relate to facilities previously owned by our subsidiaries but currently owned by Texas Genco LLC. We anticipate that additional claims like those received may be asserted in the future. Under the terms of the separation agreement between us and Texas Genco, ultimate financial responsibility for uninsured losses from claims relating to facilities transferred*

to Texas Genco has been assumed by Texas Genco, but under the terms of our agreement to sell Texas Genco to Texas Genco LLC, we have agreed to continue to defend such claims to the extent they are covered by insurance we maintain, subject to reimbursement of the costs of such defense from Texas Genco LLC.

Item 1B. *Unresolved Staff Comments*

Not applicable.

Item 2. *Properties*

Character of Ownership

We own or lease our principal properties in fee, including our corporate office space and various real property. Most of our electric lines and gas mains are located, pursuant to easements and other rights, on public roads or on land owned by others.

Electric Transmission & Distribution

For information regarding the properties of our Electric Transmission & Distribution business segment, please read “Our Business — Electric Transmission & Distribution — Properties” in Item 1 of this report, which information is incorporated herein by reference.

Natural Gas Distribution

For information regarding the properties of our Natural Gas Distribution business segment, please read “Our Business — Natural Gas Distribution — Assets” in Item 1 of this report, which information is incorporated herein by reference.

Pipelines and Field Services

For information regarding the properties of our Pipelines and Field Services business segment, please read “Our Business — Pipelines and Field Services — Assets” in Item 1 of this report, which information is incorporated herein by reference.

Other Operations

For information regarding the properties of our Other Operations business segment, please read “Our Business — Other Operations” in Item 1 of this report, which information is incorporated herein by reference.

Item 3. *Legal Proceedings*

For a discussion of material legal and regulatory proceedings affecting us, please read “Regulation” and “Environmental Matters” in Item 1 of this report and Notes 4 and 10(d) to our consolidated financial statements, which information is incorporated herein by reference.

Item 4. *Submission of Matters to a Vote of Security Holders*

There were no matters submitted to the vote of our security holders during the fourth quarter of 2005.

PART II

Item 5. *Market for Registrant's Common Equity, Related Stockholder Matters and Issuer Purchases of Equity Securities*

As of February 28, 2006, our common stock was held of record by approximately 54,679 shareholders. Our common stock is listed on the New York and Chicago Stock Exchanges and is traded under the symbol "CNP."

The following table sets forth the high and low closing prices of the common stock of CenterPoint Energy on the New York Stock Exchange composite tape during the periods indicated, as reported by *Bloomberg*, and the cash dividends declared in these periods. Cash dividends paid aggregated \$0.40 per share in both 2004 and 2005.

	<u>Market Price</u>		<u>Dividend Declared Per Share</u>
	<u>High</u>	<u>Low</u>	
2004			
First Quarter			\$0.10
January 2		\$ 9.72	
March 31	\$11.43		
Second Quarter			\$0.10
April 2	\$11.88		
May 11		\$10.25	
Third Quarter			\$0.10
July 20	\$12.21		
September 24		\$10.02	
Fourth Quarter			\$0.10
October 25		\$10.41	
December 15	\$11.34		
2005(1)			
First Quarter			\$0.20
January 11		\$10.65	
March 8	\$12.61		
Second Quarter			\$0.07
April 20		\$11.68	
June 30	\$13.21		
Third Quarter			\$0.07
August 8		\$13.04	
September 16	\$15.13		
Fourth Quarter			\$0.06
October 3	\$14.82		
October 21		\$12.65	

(1) During 2005, we paid irregular quarterly dividends based on earnings in each specific quarter in order to comply with requirements under the Public Utility Holding Company Act of 1935, as amended (1935 Act). The 1935 Act, with its requirements associated with dividends, has been repealed effective as of February 8, 2006.

The closing market price of our common stock on December 31, 2005 was \$12.85 per share.

The amount of future cash dividends will be subject to determination based upon our results of operations and financial condition, our future business prospects, any applicable contractual restrictions and other factors that our board of directors considers relevant and will be declared at the discretion of the board of directors.

On January 26, 2006, we announced a regular quarterly cash dividend of \$0.15 per share, payable on March 10, 2006 to shareholders of record on February 16, 2006.

Repurchases of Equity Securities

During the quarter ended December 31, 2005, none of our equity securities registered pursuant to Section 12 of the Securities Exchange Act of 1934 were purchased by or on behalf of us or any of our "affiliated purchasers," as defined in Rule 10b-18(a)(3) under the Securities Exchange Act of 1934.

Item 6. Selected Financial Data

The following table presents selected financial data with respect to our consolidated financial condition and consolidated results of operations and should be read in conjunction with our consolidated financial statements and the related notes in Item 8 of this report.

	Year Ended December 31,				
	2001(1)	2002	2003(2)	2004(3)	2005(4)
	(In millions, except per share amounts)				
Revenues	\$ 7,148	\$ 6,438	\$ 7,790	\$ 7,999	\$ 9,722
Income from continuing operations before extraordinary item and cumulative effect of accounting change	357	482	409	205	225
Discontinued operations, net of tax	565	(4,402)	75	(133)	(3)
Extraordinary item, net of tax	—	—	—	(977)	30
Cumulative effect of accounting change, net of tax	58	—	—	—	—
Net income (loss)	<u>\$ 980</u>	<u>\$(3,920)</u>	<u>\$ 484</u>	<u>\$ (905)</u>	<u>\$ 252</u>
Basic earnings (loss) per common share:					
Income from continuing operations before extraordinary item and cumulative effect of accounting change	\$ 1.23	\$ 1.62	\$ 1.35	\$ 0.67	\$ 0.72
Discontinued operations, net of tax	1.95	(14.78)	0.24	(0.43)	(0.01)
Extraordinary item, net of tax	—	—	—	(3.18)	0.10
Cumulative effect of accounting change, net of tax ..	0.20	—	—	—	—
Basic earnings (loss) per common share	<u>\$ 3.38</u>	<u>\$(13.16)</u>	<u>\$ 1.59</u>	<u>\$ (2.94)</u>	<u>\$ 0.81</u>
Diluted earnings (loss) per common share:					
Income from continuing operations before extraordinary item and cumulative effect of accounting change	\$ 1.22	\$ 1.61	\$ 1.24	\$ 0.61	\$ 0.67
Discontinued operations, net of tax	1.93	(14.69)	0.22	(0.37)	(0.01)
Extraordinary item, net of tax	—	—	—	(2.72)	0.09
Cumulative effect of accounting change, net of tax ..	0.20	—	—	—	—
Diluted earnings (loss) per common share	<u>\$ 3.35</u>	<u>\$(13.08)</u>	<u>\$ 1.46</u>	<u>\$ (2.48)</u>	<u>\$ 0.75</u>

	Year Ended December 31,				
	2001(1)	2002	2003(2)	2004(3)	2005(4)
	(In millions, except per share amounts)				
Cash dividends paid per common share	\$ 1.50	\$ 1.07	\$ 0.40	\$ 0.40	\$ 0.40
Dividend payout ratio from continuing operations	122%	66%	30%	60%	56%
Return from continuing operations on average common equity	5.8%	11.8%	25.7%	14.4%	18.7%
Ratio of earnings from continuing operations to fixed charges	1.99	2.03	1.81	1.43	1.51
At year-end:					
Book value per common share	\$ 22.77	\$ 4.74	\$ 5.77	\$ 3.59	\$ 4.18
Market price per common share	26.52	8.01	9.69	11.30	12.85
Market price as a percent of book value	116%	169%	168%	315%	307%
Assets of discontinued operations	\$16,840	\$ 4,594	\$ 4,244	\$ 1,565	\$ —
Total assets	32,020	20,635	21,461	18,096	17,116
Short-term borrowings	3,469	347	63	—	—
Transition bonds, including current portion	749	736	717	676	2,480
Other long-term debt, including current portion	3,963	9,260	10,222	8,353	6,427
Trust preferred securities(5)	706	706	—	—	—
Capitalization:					
Common stock equity	55%	12%	14%	11%	13%
Trust preferred securities	6%	6%	—	—	—
Long-term debt, including current portion	39%	82%	86%	89%	87%
Capital expenditures, excluding discontinued operations	\$ 802	\$ 566	\$ 497	\$ 530	\$ 719

- (1) 2001 net income includes the cumulative effect of an accounting change resulting from the adoption of SFAS No. 133, "Accounting for Derivative Instruments and Hedging Activities" (\$58 million after-tax gain, or \$0.20 earnings per basic and diluted share).
- (2) 2003 net income includes the cumulative effect of an accounting change resulting from the adoption of SFAS No. 143, "Accounting for Asset Retirement Obligations" (\$80 million after-tax gain, or \$0.26 and \$0.24 earnings per basic and diluted share, respectively), which is included in discontinued operations related to Texas Genco.
- (3) 2004 net income includes an after-tax extraordinary loss of \$977 million (\$3.18 and \$2.72 loss per basic and diluted share, respectively) based on our analysis of the Texas Utility Commission's order in the 2004 True-Up Proceeding. Additionally, we recorded a net after-tax loss of approximately \$133 million (\$0.43 and \$0.37 loss per basic and diluted share, respectively) in 2004 related to our interest in Texas Genco.
- (4) 2005 net income includes an after-tax extraordinary gain of \$30 million (\$0.10 and \$0.09 per basic and diluted share, respectively) recorded in the first quarter reflecting an adjustment to the extraordinary loss recorded in the last half of 2004 to write down generation-related regulatory assets as a result of the final orders issued by the Texas Utility Commission.
- (5) The subsidiary trusts that issued trust preferred securities have been deconsolidated as a result of the adoption of FIN 46 "Consolidation of Variable Interest Entities, an Interpretation of Accounting Research Bulletin No. 51" (FIN 46) and the subordinated debentures issued to those trusts were reported as long-term debt effective December 31, 2003.

Item 7. Management's Discussion and Analysis of Financial Condition and Results of Operations

The following discussion and analysis should be read in combination with our consolidated financial statements included in Item 8 herein.

OVERVIEW

Background

We are a public utility holding company whose indirect wholly owned subsidiaries include:

- CenterPoint Energy Houston Electric, LLC (CenterPoint Houston), which provides electric transmission and distribution services to retail electric providers serving approximately 1.9 million metered customers in a 5,000-square-mile area of the Texas Gulf Coast that has a population of approximately 4.8 million people and includes Houston; and
- CenterPoint Energy Resources Corp. (CERC Corp. and, together with its subsidiaries, CERC), which owns gas distribution systems serving approximately 3.1 million customers in Arkansas, Louisiana, Minnesota, Mississippi, Oklahoma and Texas. Through wholly owned subsidiaries, CERC also owns two interstate natural gas pipelines and gas gathering systems, provides various ancillary services, and offers variable and fixed-price physical natural gas supplies primarily to commercial and industrial customers and electric and gas utilities.

We were a registered public utility holding company under the Public Utility Holding Company Act of 1935, as amended (the 1935 Act). The 1935 Act and related rules and regulations imposed a number of restrictions on our activities and those of our subsidiaries. The Energy Policy Act of 2005 (Energy Act) repealed the 1935 Act effective February 8, 2006, and since that date we and our subsidiaries have no longer been subject to restrictions imposed under the 1935 Act. The Energy Act includes a new Public Utility Holding Company Act of 2005 (PUHCA 2005), which grants to the Federal Energy Regulatory Commission (FERC) authority to require holding companies and their subsidiaries to maintain certain books and records and make them available for review by the FERC and state regulatory authorities in certain circumstances. On December 8, 2005, the FERC issued rules implementing PUHCA 2005 that will require us to notify the FERC of our status as a holding company and to maintain certain books and records and make these available to the FERC. The FERC continues to consider motions for rehearing or clarification of these rules.

Business Segments

In this section, we discuss our results from continuing operations on a consolidated basis and individually for each of our business segments. We also discuss our liquidity, capital resources and critical accounting policies. CenterPoint Energy is first and foremost an energy delivery company and it is our intention to remain focused on this segment of the energy business. The results of our business operations are significantly impacted by weather, customer growth, cost management, rate proceedings before regulatory agencies and other actions of the various regulatory agencies to which we are subject. Our transmission and distribution services are subject to rate regulation and are reported in the Electric Transmission & Distribution business segment, as are impacts of generation-related stranded costs and other true-up balances recoverable by the regulated electric utility. Our natural gas distribution services are also subject to rate regulation and are reported in the Natural Gas Distribution business segment. Our reportable business segments include:

Electric Transmission & Distribution

Our electric transmission and distribution operations provide electric transmission and distribution services to retail electric providers serving approximately 1.9 million metered customers in a 5,000-square-mile area of the Texas Gulf coast that has a population of approximately 4.8 million people and includes Houston.

On behalf of retail electric providers, CenterPoint Houston delivers electricity from power plants to substations and from one substation to another and to retail electric customers in locations throughout the control area managed by the Electric Reliability Council of Texas, Inc. (ERCOT). ERCOT serves as the regional reliability coordinating council for member electric power systems in Texas. ERCOT membership is open to consumer groups, investor and municipally owned electric utilities, rural electric cooperatives, independent generators, power marketers and retail electric providers. The ERCOT market represents approximately 85% of the demand for power in Texas and is one of the nation's largest power markets. Transmission services are provided under tariffs approved by the Public Utility Commission of Texas (Texas Utility Commission).

Operations include construction and maintenance of electric transmission and distribution facilities, metering services, outage response services and other call center operations. Distribution services are provided under tariffs approved by the Texas Utility Commission.

Natural Gas Distribution

CERC owns and operates our regulated natural gas distribution business, which engages in intrastate natural gas sales to, and natural gas transportation for, approximately 3.1 million residential, commercial and industrial customers in Arkansas, Louisiana, Minnesota, Mississippi, Oklahoma and Texas.

Competitive Natural Gas Sales and Services

CERC's operations also include non-rate regulated natural gas sales and services provided primarily to commercial and industrial customers and electric and gas utilities throughout the central and eastern United States. We have reorganized the oversight of our Natural Gas Distribution business segment and, as a result, beginning in the fourth quarter of 2005, we have established a new reportable business segment, Competitive Natural Gas Sales and Services. These operations were previously reported as part of the Natural Gas Distribution business segment. We have reclassified all prior period segment information to conform to this new presentation.

Pipelines and Field Services

CERC's pipelines and field services business owns and operates approximately 8,200 miles of gas transmission lines primarily located in Arkansas, Illinois, Louisiana, Missouri, Oklahoma and Texas. CERC's pipelines and field services business also owns and operates six natural gas storage fields with a combined daily deliverability of approximately 1.2 Bcf per day and a combined working gas capacity of approximately 59.0 Bcf. Most storage operations are in north Louisiana and Oklahoma. CERC's pipelines and field services business also owns and operates approximately 4,000 miles of gathering pipelines that collect, treat and process natural gas from approximately 200 separate systems located in major producing fields in Arkansas, Louisiana, Oklahoma and Texas.

Other Operations

Our Other Operations business segment includes office buildings and other real estate used in our business operations and other corporate operations which support all of our business operations.

EXECUTIVE SUMMARY

Significant Events in 2005

Recovery of True-Up Balance/Securitization Financing

The Texas Electric Choice Plan (Texas electric restructuring law), which became effective in September 1999, substantially amended the regulatory structure governing electric utilities in order to allow retail competition for electric customers beginning in January 2002. The Texas electric restructuring law requires the Texas Utility Commission to conduct a "true-up" proceeding to determine CenterPoint Houston's stranded costs and certain other costs resulting from the transition to a competitive retail electric market and to provide for its recovery of those costs. In March 2004, CenterPoint Houston filed its true-up application with the Texas Utility Commission, requesting recovery of \$3.7 billion, excluding interest. In December 2004, the Texas Utility Commission issued its final order (True-Up Order) allowing CenterPoint Houston to recover a true-up balance of approximately \$2.3 billion, which included interest through August 31, 2004, and providing for adjustment of the amount to be recovered to include interest on the balance until recovery, the principal portion of additional excess mitigation credits returned to customers after August 31, 2004 and certain other matters. CenterPoint Houston and other parties filed appeals of the True-Up Order to a district court in Travis County, Texas. In August 2005, the court issued its final judgment on the various appeals. In its judgment, the court affirmed most aspects of the True-Up Order, but reversed two of the Texas Utility Commission's rulings. The judgment would have the effect of restoring approximately \$650 million, plus interest, of the \$1.7 billion the Texas Utility Commission had disallowed from CenterPoint Houston's initial request. First, the court reversed the Texas Utility Commission's decision to prohibit CenterPoint Houston from recovering \$180 million in credits through August 2004 that CenterPoint Houston was ordered to provide to retail electric providers as a result of an inaccurate stranded cost estimate made by the Texas Utility Commission in 2000. Additional credits of approximately \$30 million were paid after August 2004. Second, the court reversed the Texas Utility Commission's disallowance of \$440 million in transition costs which are recoverable under the Texas Utility Commission's regulations. CenterPoint Houston and other parties appealed the district court decisions. Briefs have been filed with the 3rd Court of Appeals in Austin but oral argument has not yet been scheduled.

There are two ways for CenterPoint Houston to recover the true-up balance: by issuing transition bonds to securitize the amounts due and/or by implementing a competition transition charge (CTC). Pursuant to a financing order issued by the Texas Utility Commission in March 2005 and affirmed in all respects in August 2005 by the same Travis County District Court considering the appeal of the True-Up Order, in December 2005 a subsidiary of CenterPoint Houston issued \$1.85 billion in transition bonds with interest rates ranging from 4.84 percent to 5.30 percent and final maturity dates ranging from February 2011 to August 2020. Through issuance of the transition bonds, CenterPoint Houston recovered approximately \$1.7 billion of the true-up balance determined in the True-Up Order plus interest through the date on which the bonds were issued.

In July 2005, CenterPoint Houston received an order from the Texas Utility Commission allowing it to implement a CTC which will collect approximately \$596 million over 14 years plus interest at an annual rate of 11.075 percent (CTC Order). The CTC Order authorizes CenterPoint Houston to impose a charge on retail electric providers to recover the portion of the true-up balance not covered by the financing order. The CTC Order also allows CenterPoint Houston to collect approximately \$24 million of rate case expenses over three years through a separate tariff rider (Rider RCE). CenterPoint Houston implemented the CTC and Rider RCE effective September 13, 2005 and began recovering approximately \$620 million. During the period from September 13, 2005, the date of implementation of the CTC Order, through December 31, 2005, CenterPoint Houston recognized approximately \$21 million in CTC operating income. Certain parties appealed the CTC Order to the Travis County Court in September 2005.

Under the True-Up Order, CenterPoint Houston is allowed to recover carrying charges at 11.075 percent until the true-up balance is recovered. In January 2006, the Texas Utility Commission staff (Staff) proposed that the Texas Utility Commission adopt new rules governing the carrying charges on unrecovered true-up

balances. If the Texas Utility Commission adopts the rule as the Staff proposed it and the rule is deemed to apply to CenterPoint Houston, the rule would reduce carrying costs on the unrecovered CTC balance prospectively from 11.075 percent to the utility's cost of debt.

CenterPoint Houston Rate Case

The Texas Utility Commission requires each electric utility to file an annual Earnings Report providing certain information to enable the Texas Utility Commission to monitor the electric utilities' earnings and financial condition within the state. In May 2005, CenterPoint Houston filed its Earnings Report for the calendar year ended December 31, 2004. CenterPoint Houston's Earnings Report shows that it earned less than its authorized rate of return on equity in 2004.

In October 2005, the Staff filed a memorandum summarizing its review of the Earnings Reports filed by electric utilities. Based on its review, the Staff concluded that continuation of CenterPoint Houston's rates could result in excess retail transmission and distribution revenues of as much as \$105 million and excess wholesale transmission revenues of as much as \$31 million annually and recommended that the Texas Utility Commission initiate a review of the reasonableness of existing rates. The Staff's analysis was based on a 9.60 percent cost of equity, which is 165 basis points lower than the approved return on equity from CenterPoint Houston's last rate proceeding, the elimination of interest on debt that matured in November 2005 and certain other adjustments to CenterPoint Houston's reported information. Additionally, a hypothetical capital structure of 60 percent debt and 40 percent equity was used which varies materially from the actual capital structure of CenterPoint Houston as of December 31, 2005 of approximately 50 percent debt and 50 percent equity.

In December 2005, the Texas Utility Commission considered the Staff report and agreed to initiate a rate proceeding concerning the reasonableness of CenterPoint Houston's existing rates for transmission and distribution service and to require CenterPoint Houston to make a filing by April 15, 2006 to justify or change those rates.

City of Houston Franchise

In June 2005, CenterPoint Houston accepted an ordinance granting it a new 30-year franchise to use the public rights-of-way to conduct its business in the City of Houston (New Franchise Ordinance). The New Franchise Ordinance took effect on July 1, 2005, and replaced the prior electricity franchise ordinance, which had been in effect since 1957. The New Franchise Ordinance clarifies certain operational obligations of CenterPoint Houston and the City of Houston and provides for streamlined payment and audit procedures and a two-year statute of limitations on claims for underpayment or overpayment under the ordinance. Under the prior electricity franchise ordinance, CenterPoint Houston paid annual franchise fees of \$76.6 million to the City of Houston for the year ended December 31, 2004. For the twelve-month period beginning July 1, 2005, the annual franchise fee (Annual Franchise Fee) under the New Franchise Ordinance will include a base amount of \$88.1 million (Base Amount) and an additional payment of \$8.5 million (Additional Amount). The Base Amount and the Additional Amount will be adjusted annually based on the increase, if any, in kWh delivered by CenterPoint Houston within the City of Houston.

CenterPoint Houston began paying the new annual franchise fees on July 1, 2005. Pursuant to the New Franchise Ordinance, the Annual Franchise Fee will be reduced prospectively to reflect any portion of the Annual Franchise Fee that is not included in CenterPoint Houston's base rates in any subsequent rate case.

Debt Financing Transactions

During the fourth quarter of 2005, CenterPoint Houston retired at maturity its \$1.31 billion term loan, which bore interest at the London inter-bank offer rate (LIBOR) plus 975 basis points, subject to a minimum LIBOR rate of 3 percent. CenterPoint Houston used its \$1.31 billion credit facility bearing interest at LIBOR plus 75 basis points to retire the term loan. Borrowings under the credit facility were subsequently repaid with a portion of the proceeds of the \$1.85 billion transition bonds referred to above.

In August 2005, we accepted for exchange approximately \$572 million aggregate principal amount of our 3.75% convertible senior notes due 2023 (Old Notes) for an equal amount of our new 3.75% convertible senior notes due 2023 (New Notes). Old Notes of approximately \$3 million remain outstanding. We commenced the exchange offer in response to the guidance set forth in Emerging Issues Task Force (EITF) Issue No. 04-8, "Accounting Issues Related to Certain Features of Contingently Convertible Debt and the Effect on Diluted Earnings Per Share" (EITF 04-8). Under that guidance, because settlement of the principal portion of the New Notes will be made in cash rather than stock, the exchange of New Notes for Old Notes will allow us to exclude the portion of the conversion value of the New Notes attributable to their principal amount from our computation of diluted earnings per share from continuing operations.

Sale of Texas Genco

In July 2004, we announced our agreement to sell our majority-owned generating subsidiary, Texas Genco Holdings, Inc. (Texas Genco), to Texas Genco LLC. On December 15, 2004, Texas Genco completed the sale of its fossil generation assets (coal, lignite and gas-fired plants) to Texas Genco LLC for \$2.813 billion in cash. Following the sale, Texas Genco, whose principal remaining asset was its ownership interest in a nuclear generating facility, distributed \$2.231 billion in cash to us. The final step of the transaction, the merger of Texas Genco with a subsidiary of Texas Genco LLC in exchange for an additional cash payment to us of \$700 million, was completed on April 13, 2005. The operations of Texas Genco, formerly presented as our Electric Generation business segment, are presented as discontinued operations.

2005 Highlights

Our operating performance for 2005 compared to 2004 was affected by:

- increased operating income of \$55 million in our Pipelines and Field Services business segment primarily from increased demand for transportation resulting from basis differentials across the system and higher demand for ancillary services and increased throughput and demand for services related to our core gas gathering operations;
- increased operating income of \$16 million in our Competitive Natural Gas Sales and Services business segment primarily from higher sales to utilities and favorable basis differentials over the pipeline capacity that we control;
- a decreased operating loss of \$14 million in our Other Operations business segment primarily from increased overhead allocated in 2005;
- continued customer growth, with the addition of 105,000 metered electric and gas customers;
- a decrease in interest expense of \$67 million; and
- a decrease in the return on the true-up balance of \$105 million in 2005, partially offset by an increase in operating income of \$21 million related to the return on the true-up balance being recovered through the CTC. This decrease is primarily due to the recording of the return on the true-up balance for 2002 through 2004 in the fourth quarter of 2004.

CERTAIN FACTORS AFFECTING FUTURE EARNINGS

Our past earnings and results of operations are not necessarily indicative of our future earnings and results of operations. The magnitude of our future earnings and results of our operations will depend on or be affected by numerous factors including:

- the timing and amount of our recovery of the true-up components, including, in particular, the results of appeals to the courts of determinations on rulings obtained to date;

- state and federal legislative and regulatory actions or developments, including deregulation, re-regulation, changes in or application of laws or regulations applicable to other aspects of our business and actions with respect to:
 - allowed rates of return;
 - rate structures;
 - recovery of investments; and
 - operation and construction of facilities;
- timely and appropriate rate actions and increases, allowing recovery of costs and a reasonable return on investment;
- industrial, commercial and residential growth in our service territory and changes in market demand and demographic patterns;
- the timing and extent of changes in commodity prices, particularly natural gas;
- changes in interest rates or rates of inflation;
- weather variations and other natural phenomena;
- the timing and extent of changes in the supply of natural gas;
- commercial bank and financial market conditions, our access to capital, the cost of such capital, and the results of our financing and refinancing efforts, including availability of funds in the debt capital markets;
- actions by rating agencies;
- effectiveness of our risk management activities;
- inability of various counterparties to meet their obligations to us;
- non-payment for our services due to financial distress of our customers, including Reliant Energy, Inc. (RRI);
- the ability of RRI to satisfy its obligations to us, including indemnity obligations;
- our ability to control costs;
- the investment performance of our employee benefit plans;
- our potential business strategies, including acquisitions or dispositions of assets or businesses, which we cannot assure will provide the anticipated benefits to us; and
- other factors we discuss under “Risk Factors” in Item 1A of this report.

CONSOLIDATED RESULTS OF OPERATIONS

All dollar amounts in the tables that follow are in millions, except for per share amounts.

	Year Ended December 31,		
	2003	2004	2005
Revenues	\$7,790	\$7,999	\$9,722
Expenses	6,435	7,135	8,783
Operating Income	1,355	864	939
Gain (Loss) on Time Warner Investment	106	31	(44)
Gain (Loss) on Indexed Debt Securities	(96)	(20)	49
Interest and Other Finance Charges	(741)	(777)	(710)
Return on True-Up Balance	—	226	121
Other Income (Expense), net	(10)	20	23
Income From Continuing Operations Before Income Taxes and Extraordinary Item	614	344	378
Income Tax Expense	205	139	153
Income From Continuing Operations Before Extraordinary Item	409	205	225
Discontinued Operations, net of tax	75	(133)	(3)
Income Before Extraordinary Item	484	72	222
Extraordinary Item, net of tax	—	(977)	30
Net Income (Loss)	\$ 484	\$ (905)	\$ 252
Basic Earnings (Loss) Per Share:			
Income From Continuing Operations Before Extraordinary Item	\$ 1.35	\$ 0.67	\$ 0.72
Discontinued Operations, net of tax	0.24	(0.43)	(0.01)
Extraordinary Item, net of tax	—	(3.18)	0.10
Net Income (Loss)	\$ 1.59	\$ (2.94)	\$ 0.81
Diluted Earnings (Loss) Per Share:			
Income From Continuing Operations Before Extraordinary Item	\$ 1.24	\$ 0.61	\$ 0.67
Discontinued Operations, net of tax	0.22	(0.37)	(0.01)
Extraordinary Item, net of tax	—	(2.72)	0.09
Net Income (Loss)	\$ 1.46	\$ (2.48)	\$ 0.75

2005 Compared to 2004

Income from Continuing Operations. We reported income from continuing operations before extraordinary item of \$225 million (\$0.67 per diluted share) for 2005 as compared to \$205 million (\$0.61 per diluted share) for 2004. The increase in income from continuing operations of \$20 million was primarily due to increased operating income of \$55 million in our Pipelines and Field Services business segment resulting from increased demand for transportation resulting from basis differentials across the system and higher demand for ancillary services as well as increased throughput and demand for services related to our core gas gathering operations, increased operating income of \$16 million in our Competitive Natural Gas Sales and Services business segment primarily due to higher sales to utilities and favorable basis differentials over the pipeline capacity that we control, a decrease in the operating loss of \$14 million in our Other Operations business segment resulting from increased overhead allocated in 2005 and a \$67 million decrease in interest expense due to lower borrowing levels and lower borrowing costs reflecting the replacement of certain of our credit facilities. The above increases were partially offset by a decrease of \$105 million in the return on the true-up

balance of our Electric Transmission & Distribution business segment as a result of the True-Up Order, partially offset by an increase in operating income of \$21 million related to the return on the true-up balance being recovered through the CTC, and decreased operating income of \$29 million in our Electric Transmission & Distribution business segment, excluding the CTC operating income discussed above, primarily from increased franchise fees paid to the City of Houston, increased depreciation expense and higher operation and maintenance expenses, including higher transmission costs, the absence of a \$15 million partial reversal of a reserve related to the final fuel reconciliation recorded in the second quarter of 2004 and the absence of an \$11 million gain from a land sale recorded in 2004, partially offset by increased usage mainly due to weather, continued customer growth and higher transmission cost recovery. Additionally, income tax expense increased \$14 million in 2005 as compared to 2004.

Net income for 2005 included an after-tax extraordinary gain of \$30 million (\$0.09 per diluted share) recorded in the second quarter reflecting an adjustment to the after-tax extraordinary loss of \$977 million recorded in the last half of 2004 to write down generation-related regulatory assets as a result of the final orders issued by the Texas Utility Commission.

Income Tax Expense. In 2005, our effective tax rate was 40.6%. The most significant items affecting our effective tax rate in 2005 were an addition to the tax reserve of approximately \$42 million relating to the contention of the Internal Revenue Service (IRS) that the current deductions for original issue discount (OID) on our 2.0% Zero-Premium Exchangeable Subordinated Notes due 2029 (ZENS) be capitalized, potentially converting what would be ordinary deductions into capital losses at the time the ZENS are settled, partially offset by favorable tax audit adjustments of \$10 million. Future changes to the reserve will depend upon a number of variables, including the market price of TW Common, the amount of ZENS OID, which increases quarterly, our assessment of available capital gains and the ultimate outcome of the dispute with the IRS.

2004 Compared to 2003

Income from Continuing Operations. We reported income from continuing operations before extraordinary loss of \$205 million (\$0.61 per diluted share) for 2004 as compared to \$409 million (\$1.24 per diluted share) for 2003. The decrease in income from continuing operations of \$204 million was primarily due to the termination of revenues in our Electric Transmission & Distribution business segment related to ECOM as of January 1, 2004, which had contributed \$430 million of income in 2003, higher net transmission costs of \$6 million related to our Electric Transmission & Distribution business segment and increased interest expense of \$36 million related to continuing operations as discussed below. These items were partially offset by the absence of an \$87 million reserve recorded in 2003 by our Electric Transmission & Distribution business segment related to the final fuel reconciliation, a \$15 million reversal of this reserve in 2004 and \$226 million of the return on the true-up balance of our Electric Transmission & Distribution business segment. These items were a result of the Texas Utility Commission's final orders in the final fuel reconciliation and the 2004 True-Up Proceeding. Additionally, income from continuing operations was favorably impacted by increased operating income of \$31 million related to customer growth in our Electric Transmission & Distribution business segment, increased operating income of \$21 million in our Natural Gas Distribution business segment primarily due to rate increases, increased operating income of \$22 million in our Pipelines and Field Services business segment primarily from increased throughput, favorable commodity prices and increased ancillary services, and a gain of \$11 million on the sale of land by our Electric Transmission & Distribution business segment.

Net loss for 2004 included an after-tax extraordinary loss of \$977 million (\$2.72 per diluted share) from a write-down of regulatory assets based on our analysis of the Texas Utility Commission's final order in the 2004 True-Up Proceeding. Additionally, net loss for 2004 included a net after-tax loss from discontinued operations of Texas Genco of \$133 million (\$0.37 per diluted share).

Net income for 2003 included the cumulative effect of an accounting change resulting from the adoption of SFAS No. 143, "Accounting for Asset Retirement Obligations" (\$80 million after-tax gain, or \$0.24 earnings per diluted share), which is included in discontinued operations related to Texas Genco.

Interest Expense and Other Finance Charges

In 2003, our \$3.85 billion credit facility consisted of a revolver and a term loan. This facility was amended in October 2003 to a \$2.35 billion credit facility, consisting of a revolver and a term loan. According to the terms of the \$3.85 billion credit facility, any net cash proceeds received from the sale of Texas Genco were required to be applied to repay borrowings under the credit facility. According to the terms of the \$2.35 billion credit facility, until such time as the facility had been reduced to \$750 million, 100% of any net cash proceeds received from the sale of Texas Genco were required to be applied to repay borrowings under the credit facility and reduce the amount available under the credit facility. In the fourth quarter of 2004, we reduced borrowings under our credit facility by \$1.574 billion and retired \$375 million of trust preferred securities. We expensed \$15 million of unamortized loan costs in the fourth quarter of 2004 that were associated with the credit facility. In accordance with EITF Issue No. 87-24 "Allocation of Interest to Discontinued Operations", we have reclassified interest to discontinued operations of Texas Genco based on net proceeds received from the sale of Texas Genco of \$2.5 billion, and have applied the proceeds to the amount of debt assumed to be paid down in each respective period according to the terms of the respective credit facilities in effect for those periods. In periods where only the term loan was assumed to be repaid, the actual interest paid on the term loan was reclassified. In periods where a portion of the revolver was assumed to be repaid, the percentage of that portion of the revolver to the total outstanding balance was calculated, and that percentage was applied to the actual interest paid in those periods to compute the amount of interest reclassified.

Total interest expense incurred was \$942 million, \$849 million and \$711 million in 2003, 2004 and 2005, respectively. We have reclassified \$201 million, \$72 million and \$1 million of interest expense in 2003, 2004 and 2005, respectively, based upon actual interest expense incurred within our discontinued operations and interest expense associated with debt that would have been required to be repaid as a result of our disposition of Texas Genco.

RESULTS OF OPERATIONS BY BUSINESS SEGMENT

Revenues by segment include intersegment sales, which are eliminated in consolidation.

The following table presents operating income (in millions) for each of our business segments for 2003, 2004 and 2005. Some amounts from the previous years have been reclassified to conform to the 2005 presentation of the financial statements. These reclassifications do not affect consolidated operating income.

Operating Income (Loss) by Business Segment

	<u>Year Ended December 31,</u>		
	<u>2003</u>	<u>2004</u>	<u>2005</u>
	(In millions)		
Electric Transmission & Distribution	\$1,020	\$494	\$487
Natural Gas Distribution	157	178	175
Competitive Natural Gas Sales and Services	45	44	60
Pipelines and Field Services	158	180	235
Other Operations	<u>(25)</u>	<u>(32)</u>	<u>(18)</u>
Total Consolidated Operating Income	<u>\$1,355</u>	<u>\$864</u>	<u>\$939</u>

Electric Transmission & Distribution

The following tables provide summary data of our Electric Transmission & Distribution business segment, CenterPoint Houston, for 2003, 2004 and 2005 (in millions, except throughput and customer data):

	Year Ended December 31,		
	2003	2004	2005
Revenues:			
Electric transmission and distribution utility(1)	\$ 2,061	\$ 1,446	\$ 1,538
Transition bond companies	63	75	106
Total revenues	2,124	1,521	1,644
Expenses:			
Operation and maintenance	635	539	618
Depreciation and amortization	246	248	258
Taxes other than income taxes	198	203	214
Transition bond companies	25	37	67
Total expenses	1,104	1,027	1,157
Operating Income — Electric transmission and distribution utility	982	456	448
Operating Income — Transition bond companies(2)	38	38	39
Total segment operating income	\$ 1,020	\$ 494	\$ 487
Throughput (in gigawatt-hours (GWh)):			
Residential	23,687	23,748	24,924
Total	70,815	73,632	74,189
Average number of metered customers:			
Residential	1,594,177	1,639,488	1,683,100
Total	1,815,142	1,862,853	1,912,346

(1) In 2003, revenues include \$661 million of non-cash ECOM revenues in accordance with the Texas electric restructuring law. In 2004 and 2005, there were no ECOM revenues.

(2) Represents the amount necessary to pay interest on the transition bonds.

2005 Compared to 2004. Our Electric Transmission & Distribution business segment reported operating income of \$487 million for 2005, consisting of \$448 million for the regulated electric transmission and distribution utility and \$39 million for the transition bond company subsidiaries of CenterPoint Houston that issued \$749 million and \$1.851 billion principal amount of transition bonds in 2001 and 2005, respectively. For 2004, operating income totaled \$494 million, consisting of \$456 million for the regulated electric transmission and distribution utility and \$38 million for the transition bond company. Operating revenues increased primarily due to increased usage resulting from warmer weather (\$13 million), continued customer growth (\$33 million) with the addition of 61,000 metered customers since December 2004, recovery of our 2004 true-up balance not covered by the transition bond financing order (\$21 million) and higher transmission cost recovery (\$13 million). The increase in operating revenues was more than offset by higher transmission costs (\$24 million), the absence of a gain from a land sale recorded in 2004 (\$11 million), the absence of a \$15 million partial reversal of a reserve related to the final fuel reconciliation recorded in 2004, increased employee-related expenses (\$20 million) and higher tree trimming expense (\$6 million), partially offset by a decrease in pension expense (\$14 million). Depreciation and amortization expense increased (\$10 million) primarily as a result of higher plant balances. Taxes other than income taxes increased (\$11 million) primarily due to higher franchise fees paid to the City of Houston.

In September 2005, CenterPoint Houston's service area in Texas was adversely affected by Hurricane Rita. Although damage to CenterPoint Houston's electric facilities was limited, over 700,000 customers lost

power at the height of the storm. Power was restored to over a half million customers within 36 hours and all power was restored in less than five days. The Electric Transmission & Distribution business segment's revenues lost as a result of the storm were more than offset by warmer than normal weather during the third quarter. CenterPoint Houston has deferred \$28 million of restoration costs for recovery in a future rate case and has capitalized an additional \$8 million of costs as property, plant and equipment.

2004 Compared to 2003. Our Electric Transmission & Distribution business segment reported operating income of \$494 million for 2004, consisting of \$456 million for the regulated electric transmission and distribution utility and \$38 million for the transition bond company. For 2003, operating income totaled \$1.0 billion, consisting of \$321 million for the regulated electric transmission and distribution utility, \$38 million for the transition bond company and \$661 million of non-cash income associated with ECOM. Operating income increased \$31 million from continued customer growth and a \$11 million gain on a land sale, partially offset by milder weather and decreased usage of \$18 million and higher net transmission costs of \$6 million. Additionally, operating income in 2004 was favorably impacted by the absence of \$87 million reserve recorded in 2003 related to the final fuel reconciliation and a \$15 million partial reversal of this fuel reserve in 2004 as a result of the Texas Utility Commission's final orders in the final fuel reconciliation.

Natural Gas Distribution

The following table provides summary data of our Natural Gas Distribution business segment for 2003, 2004 and 2005 (in millions, except throughput and customer data):

	Year Ended December 31,		
	2003	2004	2005
Revenues	\$ 3,389	\$ 3,579	\$ 3,846
Expenses:			
Natural gas	2,450	2,596	2,841
Operation and maintenance	540	544	551
Depreciation and amortization	135	141	152
Taxes other than income taxes	107	120	127
Total expenses	3,232	3,401	3,671
Operating Income	\$ 157	\$ 178	\$ 175
Throughput (in billion cubic feet (Bcf)):			
Residential	183	175	160
Commercial and industrial	238	237	215
Total Throughput	421	412	375
Average number of customers:			
Residential	2,755,200	2,798,210	2,838,357
Commercial and industrial	245,081	246,068	246,372
Total	3,000,281	3,044,278	3,084,729

2005 Compared to 2004. Our Natural Gas Distribution business segment reported operating income of \$175 million for 2005 as compared to \$178 million for 2004. Increases in operating margins (revenues less natural gas costs) from rate increases (\$19 million) and margin from gas exchanges (\$7 million) were partially offset by the impact of milder weather and decreased throughput net of continued customer growth with the addition of approximately 44,000 customers since December 2004 (\$13 million). Operation and maintenance expense increased \$7 million. Excluding an \$8 million charge recorded in 2004 for severance costs associated with staff reductions, operation and maintenance expenses increased by \$15 million primarily due to increased litigation reserves (\$11 million) and increased bad debt expense (\$9 million), partially offset by the capitalization of previously incurred restructuring expenses as allowed by a regulatory order from the

Railroad Commission of Texas (\$5 million). Additionally, operating income was unfavorably impacted by increased depreciation expense primarily due to higher plant balances (\$11 million).

During the third quarter of 2005, our east Texas, Louisiana and Mississippi natural gas service areas were affected by Hurricanes Katrina and Rita. Damage to our facilities was limited, but approximately 10,000 homes and businesses were damaged to such an extent that they will not be taking service for the foreseeable future. The impact on the Natural Gas Distribution business segment's operating income was not material.

2004 Compared to 2003. Our Natural Gas Distribution business segment reported operating income of \$178 million for 2004 as compared to \$157 million for 2003. Increases in operating income of \$4 million from continued customer growth with the addition of 45,000 customers since December 31, 2003, \$15 million from rate increases, \$11 million from the impact of the 2003 change in estimate of margins earned on unbilled revenues implemented in 2003 and \$9 million related to certain regulatory adjustments made to the amount of recoverable gas costs in 2003 were partially offset by the \$8 million impact of milder weather. Operations and maintenance expense increased \$4 million for 2004 as compared to 2003. Excluding an \$8 million charge recorded in the first quarter of 2004 for severance costs associated with staff reductions, which has reduced costs in later periods, operation and maintenance expenses decreased by \$4 million.

Competitive Natural Gas Sales and Services

The following table provides summary data of our Competitive Natural Gas Sales and Services business segment for 2003, 2004 and 2005 (in millions, except throughput and customer data):

	Year Ended December 31,		
	2003	2004	2005
Revenues	\$2,232	\$2,848	\$4,129
Expenses:			
Natural gas	2,164	2,778	4,033
Operation and maintenance	20	22	30
Depreciation and amortization	1	2	2
Taxes other than income taxes	2	2	4
Total expenses	<u>2,187</u>	<u>2,804</u>	<u>4,069</u>
Operating Income	<u>\$. 45</u>	<u>\$ 44</u>	<u>\$ 60</u>
Throughput (in Bcf):			
Wholesale — third parties	195	228	304
Wholesale — affiliates	21	35	27
Retail	140	141	156
Pipeline	<u>80</u>	<u>76</u>	<u>51</u>
Total Throughput	<u>436</u>	<u>480</u>	<u>538</u>
Average number of customers:			
Wholesale	73	97	138
Retail	5,242	5,976	6,328
Pipeline	<u>188</u>	<u>172</u>	<u>142</u>
Total	<u>5,503</u>	<u>6,245</u>	<u>6,608</u>

2005 Compared to 2004. Our Competitive Natural Gas Sales and Services business segment reported operating income of \$60 million for 2005 as compared to \$44 million for 2004. The increase in operating income of \$16 million was primarily due to increased operating margins (revenues less natural gas costs) related to higher sales to utilities and favorable basis differentials over the pipeline capacity that we control

(\$32 million) less the impact of certain derivative transactions (\$6 million), partially offset by higher payroll and benefit related expenses (\$4 million) and increased bad debt expense (\$3 million).

2004 Compared to 2003. Our Competitive Natural Gas Sales and Services business segment reported operating income of \$44 million for 2004 as compared to \$45 million for 2003. The decrease in operating income was primarily due to increased payroll and benefit-related expenses (\$3 million), increased factoring expenses (\$1 million) and increased franchise taxes (\$1 million), partially offset by increased operating margins related to increased volatility and growth (\$2 million) and a decrease in bad debt expense (\$2 million).

Pipelines and Field Services

The following table provides summary data of our Pipelines and Field Services business segment for 2003, 2004 and 2005 (in millions, except throughput data):

	<u>Year Ended December 31,</u>		
	<u>2003</u>	<u>2004</u>	<u>2005</u>
Revenues	\$ 407	\$ 451	\$ 493
Expenses:			
Natural gas	61	46	30
Operation and maintenance	129	164	164
Depreciation and amortization	40	44	45
Taxes other than income taxes	19	17	19
Total expenses	<u>249</u>	<u>271</u>	<u>258</u>
Operating Income	<u>\$ 158</u>	<u>\$ 180</u>	<u>\$ 235</u>
Throughput (in Bcf):			
Natural gas sales	9	11	6
Transportation	794	859	914
Gathering	292	321	353
Elimination(1)	<u>(4)</u>	<u>(7)</u>	<u>(4)</u>
Total Throughput	<u>1,091</u>	<u>1,184</u>	<u>1,269</u>

(1) Elimination of volumes both transported and sold.

2005 Compared to 2004. Our Pipelines and Field Services business segment reported operating income of \$235 million for 2005 compared to \$180 million for 2004. Operating income for the pipeline business for 2005 was \$165 million compared to \$129 million in 2004. The field services business recorded operating income of \$70 million for 2005 compared to \$51 million in 2004. Operating margins (revenues less natural gas costs) increased by \$58 million primarily due to increased demand for transportation resulting from basis differentials across the system and higher demand for ancillary services (\$43 million), increased throughput and demand for services related to our core gas gathering operations (\$29 million), partially offset by reductions in project-related revenues (\$11 million). Additionally, operation and maintenance expenses remained flat primarily due to a reduction in project-related expenses (\$9 million), offset by increases in materials and supplies and contracts and services (\$8 million).

2004 Compared to 2003. Our Pipelines and Field Services business segment's operating income increased by \$22 million in 2004 compared to 2003. Operating margins (revenues less fuel costs) increased by \$59 million primarily due to favorable commodity pricing (\$3 million), increased demand for certain transportation services driven by commodity price volatility (\$36 million) and increased throughput and enhanced services related to our core gas gathering operations (\$11 million). The increase in operating margin was partially offset by higher operation and maintenance expenses of \$35 million primarily due to compliance

with pipeline integrity regulations (\$4 million) and costs relating to environmental matters (\$9 million). Project work expenses included in operation and maintenance expense increased (\$11 million) resulting in a corresponding increase in revenues billed for these services (\$15 million).

Additionally, included in other income in 2003, 2004 and 2005 is equity income of \$-0-, \$2 million and \$6 million, respectively, related to a joint venture owned by our field services business.

Other Operations

The following table provides summary data for our Other Operations business segment for 2003, 2004 and 2005 (in millions):

	<u>Year Ended December 31,</u>		
	<u>2003</u>	<u>2004</u>	<u>2005</u>
Revenues	\$ 28	\$ 8	\$ 19
Expenses	<u>53</u>	<u>40</u>	<u>37</u>
Operating Loss	<u>\$(25)</u>	<u>\$(32)</u>	<u>\$(18)</u>

2005 Compared to 2004. Our Other Operations business segment's operating loss in 2005 compared to 2004 decreased \$14 million primarily due to increased overhead allocated in 2005.

2004 Compared to 2003. Our Other Operations business segment's operating loss in 2004 compared to 2003 increased \$7 million primarily due to a reduction in rental income from Reliant Energy, Inc. (RRI) in 2004 as compared to 2003, partially offset by changes in unallocated corporate costs in 2004 as compared to 2003.

Discontinued Operations

In February 2003, we sold our interest in Argener, a cogeneration facility in Argentina, for \$23 million. The carrying value of this investment was approximately \$11 million as of December 31, 2002. We recorded an after-tax gain of \$7 million from the sale of Argener in the first quarter of 2003. In April 2003, we sold our final remaining investment in Argentina, a 90 percent interest in Empresa Distribuidora de Electricidad de Santiago del Estero S.A. We recorded an after-tax loss of \$3 million in the second quarter of 2003 related to our Latin America operations. We have completed our strategy of exiting all of our international investments.

In November 2003, we sold CenterPoint Energy Management Services, Inc. (CEMS), a business that provides district cooling services in the Houston central business district and related complementary energy services to district cooling customers and others. We recorded an after-tax loss of \$1 million from the sale of CEMS in the fourth quarter of 2003. We recorded an after-tax loss in discontinued operations of \$16 million (\$25 million pre-tax) during the second quarter of 2003 to record the impairment of the CEMS long-lived assets based on the impending sale and to record one-time employee termination benefits.

In July 2004, we announced our agreement to sell our majority owned subsidiary, Texas Genco, to Texas Genco LLC. On December 15, 2004, Texas Genco completed the sale of its fossil generation assets (coal, lignite and gas-fired plants) to Texas Genco LLC for \$2.813 billion in cash. Following the sale, Texas Genco, whose principal remaining asset was its ownership interest in a nuclear generating facility, distributed \$2.231 billion in cash to us. The final step of the transaction, the merger of Texas Genco with a subsidiary of Texas Genco LLC in exchange for an additional cash payment to us of \$700 million, was completed on April 13, 2005. We recorded an after-tax gain (loss) of \$91 million, \$(133) million and \$(3) million for the years ended December 31, 2003, 2004 and 2005, respectively, related to the operations of Texas Genco.

The consolidated financial statements report the businesses described above as discontinued operations for all periods presented in accordance with Statement of Financial Accounting Standards (SFAS) No. 144, "Accounting for the Impairment or Disposal of Long-Lived Assets" (SFAS No. 144).

For further information regarding discontinued operations, please read Note 3 to our consolidated financial statements.

LIQUIDITY AND CAPITAL RESOURCES

Historical Cash Flow

The net cash provided by/used in operating, investing and financing activities for 2003, 2004 and 2005 is as follows (in millions):

	Year Ended December 31,		
	2003	2004	2005
Cash provided by (used in):			
Operating activities	\$ 894	\$ 736	\$ 63
Investing activities	(661)	1,466	17
Financing activities	(450)	(2,124)	(171)

Cash Provided by Operating Activities

Net cash provided by operating activities in 2005 decreased \$673 million compared to 2004 primarily due to increased tax payments of \$475 million, the majority of which related to the tax payment in the second quarter of 2005 associated with the sale of Texas Genco, decreased cash provided by Texas Genco of \$393 million, increased net accounts receivable/payable (\$151 million), increased gas storage inventory (\$105 million) and increased fuel under-recovery (\$154 million), primarily due to higher gas prices in 2005 as compared to 2004. These decreases were partially offset by decreases in net regulatory assets/liabilities (\$328 million), primarily due to the termination of excess mitigation credits effective April 29, 2005, and decreased pension contributions of \$401 million in 2005 as compared to 2004.

Net cash provided by operating activities in 2004 decreased \$158 million compared to 2003 primarily due to increased pension contributions of \$453 million and decreased income tax refunds of \$74 million, partially offset by the receipt of a \$177 million retail clawback payment from RRI in the fourth quarter of 2004, decreased accounts receivable attributable to a higher level of accounts receivable being sold under CERC Corp.'s receivables facility (\$81 million) and increased cash provided by Texas Genco's operations (\$110 million). Additionally, other changes in working capital items, primarily increased net accounts receivable and accounts payable due to higher natural gas prices in December 2004 as compared to December 2003 (\$99 million), contributed to the overall decrease in cash provided by operating activities.

Cash Provided by (Used in) Investing Activities

Net cash provided by investing activities decreased \$1.4 billion in 2005 as compared to 2004 primarily due to proceeds of \$700 million received from the sale of our remaining interest in Texas Genco in April 2005 compared to proceeds of \$2.947 billion received in 2004 from the sale of Texas Genco's fossil generation assets and increased capital expenditures of \$89 million, partially offset by the purchase of the minority interest in Texas Genco in 2004 of \$716 million and cash collateralization of letters of credit by Texas Genco in 2004 related to its anticipated purchase of an additional interest in the South Texas Project in the first half of 2005 of \$191 million.

Net cash provided by investing activities increased \$2.1 billion in 2004 as compared to 2003 primarily due to proceeds of \$2.947 billion received from the sale of Texas Genco's fossil generation assets in December 2004, offset by the purchase of the minority interest in Texas Genco in December 2004 (\$716 million) and cash collateralization of letters of credit by Texas Genco related to its anticipated purchase of an additional interest in the South Texas Project in the first half of 2005 (\$191 million).

Cash Used In Financing Activities

In 2005, debt payments exceeded net loan proceeds by \$66 million. Proceeds from the December 2005 issuance of \$1.85 billion in transition bonds were used to repay borrowings under our credit facility and CenterPoint Houston's \$1.3 billion term loan.

In 2004, debt payments exceeded net loan proceeds by \$2.0 billion. Proceeds received from the sale of Texas Genco's fossil generation assets in December 2004 and the retail clawback payment from RRI as discussed above were used to retire a \$915 million term loan, pay down \$944 million in borrowings under our revolving credit facility and retire \$375 million of trust preferred securities. As of December 31, 2004, we had borrowings of \$239 million under our revolving credit facility which were used to fund a portion of the \$420 million pension contribution made in December 2004.

Future Sources and Uses of Cash

Our liquidity and capital requirements are affected primarily by our results of operations, capital expenditures, debt service requirements, tax payments, working capital needs, various regulatory actions and appeals relating to such regulatory actions. Our principal cash requirements for 2006 include the following:

- approximately \$1 billion of capital expenditures, including the construction of a new pipeline by our Pipelines and Field Services business segment (\$343 million) and transmission project by our Electric Transmission & Distribution business segment (\$60 million);
- dividend payments on CenterPoint Energy common stock and debt service payments; and
- long-term debt payments of \$224 million, including \$73 million of transition bonds.

We expect that borrowings under our credit facilities and anticipated cash flows from operations will be sufficient to meet our cash needs for the next twelve months. Cash needs may also be met by issuing securities in the capital markets.

The following table sets forth our capital expenditures for 2005 excluding capital expenditures of \$9 million related to discontinued operations, and estimates of our capital requirements for 2006 through 2010 (in millions):

	<u>2005</u>	<u>2006</u>	<u>2007</u>	<u>2008</u>	<u>2009</u>	<u>2010</u>
Electric Transmission & Distribution	\$281	\$ 336	\$361	\$333	\$304	\$301
Natural Gas Distribution	249	191	253	264	251	218
Competitive Natural Gas Sales and Services	12	10	2	1	1	1
Pipelines and Field Services	156	467	257	118	110	65
Other Operations	21	20	28	19	11	9
Total	<u>\$719</u>	<u>\$1,024</u>	<u>\$901</u>	<u>\$735</u>	<u>\$677</u>	<u>\$594</u>

The following table sets forth estimates of our contractual obligations, including payments due by period (in millions):

<u>Contractual Obligations</u>	<u>Total</u>	<u>2006</u>	<u>2007-2008</u>	<u>2009-2010</u>	<u>2011 and thereafter</u>
Transition bond debt, including current portion(1)	\$ 2,480	\$ 73	\$ 306	\$ 365	\$ 1,736
Other long-term debt, including current portion	6,423	263	513	216	5,431
Interest payments — transition bond debt(1)(2) ...	960	92	239	207	422
Interest payments — other long-term debt(2)	4,861	408	774	724	2,955
Capital leases	4	3	—	—	1
Operating leases(3)	85	20	32	11	22
Benefit obligations(4)	—	—	—	—	—
Purchase obligations(5)	109	109	—	—	—
Non-trading derivative liabilities	78	43	20	12	3
Other commodity commitments(6)	1,316	858	428	7	23
Total contractual cash obligations	<u>\$16,316</u>	<u>\$1,869</u>	<u>\$2,312</u>	<u>\$1,542</u>	<u>\$10,593</u>

-
- (1) Transition charges are adjusted at least annually to cover debt service on transition bonds.
 - (2) We calculated estimated interest payments for long-term debt as follows: for fixed-rate debt and term debt, we calculated interest based on the applicable rates and payment dates; for variable-rate debt and/or non-term debt, we used interest rates in place as of December 31, 2005; we typically expect to settle such interest payments with cash flows from operations and short-term borrowings.
 - (3) For a discussion of operating leases, please read Note 10(b) to our consolidated financial statements.
 - (4) Contributions to the pension plan are not required in 2006; however, we expect to contribute approximately \$26 million to our postretirement benefits plan in 2006 to fund a portion of our obligations in accordance with rate orders or to fund pay-as-you-go costs associated with the plan.
 - (5) Represents capital commitments for material in connection with the construction of a new pipeline by our Pipelines and Field Services business segment. This project has been included in the table of capital expenditures presented above.
 - (6) For a discussion of other commodity commitments, please read Note 10(a) to our consolidated financial statements.

Off-Balance Sheet Arrangements. Other than operating leases, we have no off-balance sheet arrangements. However, we do participate in a receivables factoring arrangement. CERC Corp. has a bankruptcy remote subsidiary, which we consolidate, which was formed for the sole purpose of buying receivables created by CERC and selling those receivables to an unrelated third-party. This transaction is accounted for as a sale of receivables under the provisions of SFAS No. 140, "Accounting for Transfers and Servicing of Financial Assets and Extinguishments of Liabilities," and, as a result, the related receivables are excluded from the Consolidated Balance Sheet. In January 2006, the \$250 million facility, which temporarily increased to \$375 million for the period from January 2006 to June 2006, was extended to January 2007. As of December 31, 2005, CERC had \$141 million of advances under its receivables facility.

Prior to CenterPoint Energy's distribution of its ownership in RRI to its shareholders, CERC had guaranteed certain contractual obligations of what became RRI's trading subsidiary. Under the terms of the separation agreement between the companies, RRI agreed to extinguish all such guarantee obligations prior to separation, but when separation occurred in September 2002, RRI had been unable to extinguish all obligations. To secure CenterPoint Energy and CERC against obligations under the remaining guarantees, RRI agreed to provide cash or letters of credit for the benefit of CERC and CenterPoint Energy, and undertook to use commercially reasonable efforts to extinguish the remaining guarantees. Our current exposure under the remaining guarantees relates to CERC's guarantee of the payment by RRI of demand charges related to transportation contracts with one counterparty. The demand charges are approximately \$53 million per year in 2006 through 2015, \$49 million in 2016, \$38 million in 2017 and \$13 million in 2018. As a result of changes in market conditions, CenterPoint Energy's potential exposure under that guarantee currently exceeds the security provided by RRI. CenterPoint Energy has requested RRI to increase the amount of its existing letters of credit or, in the alternative, to obtain a release of CERC's obligations under the guarantee, and CenterPoint Energy and RRI are pursuing alternatives. RRI continues to meet its obligations under the transportation contracts.

Credit Facilities. In June 2005, CERC Corp. replaced its \$250 million three-year revolving credit facility with a \$400 million five-year revolving credit facility. Borrowings under this facility may be made at LIBOR plus 55 basis points, including the facility fee, based on current credit ratings. An additional utilization fee of 10 basis points applies to borrowings whenever more than 50% of the facility is utilized. Changes in credit ratings could lower or raise the increment to LIBOR depending on whether ratings improved or were lowered. CERC Corp.'s \$400 million credit facility contains covenants, including a total debt to capitalization covenant of 65% and an earnings before interest, taxes, depreciation and amortization (EBITDA) to interest covenant. Borrowings under CERC Corp.'s \$400 million credit facility are available notwithstanding that a material adverse change has occurred or litigation that could be expected to have a material adverse effect has occurred, so long as other customary terms and conditions are satisfied.

In March 2005, we replaced our \$750 million revolving credit facility with a \$1 billion five-year revolving credit facility. Borrowings may be made under the facility at LIBOR plus 87.5 basis points based on current credit ratings. An additional utilization fee of 12.5 basis points applies to borrowings whenever more than 50% of the facility is utilized. Changes in credit ratings could lower or raise the increment to LIBOR depending on whether ratings improved or were lowered. The facility contains covenants, including a debt to EBITDA covenant and an EBITDA to interest covenant.

Borrowings under our credit facility are available upon customary terms and conditions for facilities of this type, including a requirement that we represent, except as described below, that no "material adverse change" has occurred at the time of a new borrowing under this facility. A "material adverse change" is defined as the occurrence of a material adverse change in our ability to perform our obligations under the facility but excludes any litigation related to the True-Up Order. The base line for any determination of a relative material adverse change is our most recently audited financial statements. At any time after the first time our credit ratings reach at least BBB by Standard & Poor's Ratings Services, a division of The McGraw Hill Companies (S&P), and Baa2 by Moody's Investors Service, Inc. (Moody's), BBB+ by S&P and Baa3 by Moody's, or BBB- by S&P and Baa1 by Moody's, or if the drawing is to retire maturing commercial paper, we are not required to represent as a condition to such drawing that no material adverse change has occurred or that no litigation expected to have a material adverse effect has occurred.

Also in March 2005, CenterPoint Houston established a \$200 million five-year revolving credit facility. Borrowings may be made under the facility at LIBOR plus 75 basis points based on CenterPoint Houston's current credit ratings. An additional utilization fee of 12.5 basis points applies to borrowings whenever more than 50% of the facility is utilized. Changes in credit ratings could lower or raise the increment to LIBOR depending on whether ratings improved or were lowered. CenterPoint Houston's \$200 million credit facility contains covenants, including a debt (excluding transition bonds) to total capitalization covenant of 68% and an EBITDA to interest covenant. Borrowings under CenterPoint Houston's \$200 million credit facility are available notwithstanding that a material adverse change has occurred or litigation that could be expected to have a material adverse effect has occurred, so long as other customary terms and conditions are satisfied.

We, CenterPoint Houston and CERC Corp. are currently in compliance with the various business and financial covenants contained in the respective credit facilities.

As of February 28, 2006, we had the following credit facilities (in millions):

<u>Date Executed</u>	<u>Company</u>	<u>Size of Facility</u>	<u>Amount Utilized at February 28, 2006</u>	<u>Termination Date</u>
March 7, 2005	CenterPoint Energy	\$1,000	\$96(1)	March 7, 2010
March 7, 2005	CenterPoint Houston	200	4(2)	March 7, 2010
June 30, 2005	CERC Corp.	400	—	June 30, 2010

- (1) Includes \$28 million of outstanding letters of credit and \$68 million of commercial paper backstopped by the credit facility.
- (2) Represents \$4 million of outstanding letters of credit.

The \$1 billion CenterPoint Energy credit facility backstops a \$1 billion commercial paper program under which CenterPoint Energy began issuing commercial paper in June 2005. As of December 31, 2005, \$3 million of commercial paper was outstanding. The commercial paper is rated "Not Prime" by Moody's, "A-3" by S&P and "F3" by Fitch, Inc. (Fitch) and, as a result, we do not expect to be able to rely on the sale of commercial paper to fund all of our short-term borrowing requirements. We cannot assure you that these ratings, or the credit ratings set forth below in "— Impact on Liquidity of a Downgrade in Credit Ratings," will remain in effect for any given period of time or that one or more of these ratings will not be lowered or withdrawn entirely by a rating agency. We note that these credit ratings are not recommendations to buy, sell or hold our securities and may be revised or withdrawn at any time by the rating agency. Each rating should be evaluated independently of any other rating. Any future reduction or withdrawal of one or more of our credit

ratings could have a material adverse impact on our ability to obtain short- and long-term financing, the cost of such financings and the execution of our commercial strategies.

During the fourth quarter of 2005, CenterPoint Houston retired at maturity its \$1.31 billion term loan, which bore interest at LIBOR plus 975 basis points, subject to a minimum LIBOR rate of 3 percent. It used its \$1.31 billion credit facility bearing interest at LIBOR plus 75 basis points to retire the term loan. All amounts borrowed under the credit facility were repaid with a portion of the proceeds of the \$1.85 billion transition bonds referred to above.

Securities Registered with the SEC. At December 31, 2005, CenterPoint Energy had a shelf registration statement covering senior debt securities, preferred stock and common stock aggregating \$1 billion and CERC Corp. had a shelf registration statement covering \$500 million principal amount of debt securities.

Temporary Investments. On December 31, 2005, we had no temporary investments.

Money Pool. We have a “money pool” through which our participating subsidiaries can borrow or invest on a short-term basis. Funding needs are aggregated and external borrowing or investing is based on the net cash position. The net funding requirements of the money pool are expected to be met with borrowings under CenterPoint Energy’s revolving credit facility or the sale of commercial paper.

Impact on Liquidity of a Downgrade in Credit Ratings. As of February 28, 2006, Moody’s, S&P, and Fitch had assigned the following credit ratings to senior debt of CenterPoint Energy and certain subsidiaries:

Company/Instrument	Moody’s		S&P		Fitch	
	Rating	Outlook(1)	Rating	Outlook(2)	Rating	Outlook(3)
CenterPoint Energy Senior Unsecured Debt	Ba1	Stable	BBB-	Stable	BBB-	Stable
CenterPoint Houston Senior Secured Debt (First Mortgage Bonds)	Baa2	Stable	BBB	Stable	A-	Stable
CERC Corp. Senior Debt	Baa3	Stable	BBB	Stable	BBB	Stable

- (1) A “stable” outlook from Moody’s indicates that Moody’s does not expect to put the rating on review for an upgrade or downgrade within 18 months from when the outlook was assigned or last affirmed.
- (2) An S&P rating outlook assesses the potential direction of a long-term credit rating over the intermediate to longer term.
- (3) A “stable” outlook from Fitch encompasses a one-to-two-year horizon as to the likely ratings direction.

A decline in credit ratings could increase borrowing costs under our \$1 billion credit facility, CenterPoint Houston’s \$200 million credit facility and CERC’s \$400 million revolving credit facility. A decline in credit ratings would also increase the interest rate on long-term debt to be issued in the capital markets and could negatively impact our ability to complete capital market transactions. Additionally, a decline in credit ratings could increase cash collateral requirements and reduce margins of our Natural Gas Distribution and Competitive Natural Gas Sales and Services business segments.

As described above under “— Credit Facilities,” our revolving credit facility contains a “material adverse change” clause that could impact our ability to make new borrowings under this facility. CenterPoint Houston’s \$200 million credit facility and CERC Corp.’s \$400 million credit facility do not contain material adverse change clauses with respect to borrowings.

In September 1999, we issued 2.0% Zero-Premium Exchangeable Subordinated Notes due 2029 (ZENS) having an original principal amount of \$1.0 billion. Each ZENS note is exchangeable at the holder’s option at any time for an amount of cash equal to 95% of the market value of the reference shares of Time Warner Inc. (TW Common) attributable to each ZENS note. If our creditworthiness were to drop such that ZENS note holders thought our liquidity was adversely affected or the market for the ZENS notes were to become illiquid, some ZENS note holders might decide to exchange their ZENS notes for cash. Funds for the payment of cash upon exchange could be obtained from the sale of the shares of TW Common that we own or

from other sources. We own shares of TW Common equal to 100% of the reference shares used to calculate our obligation to the holders of the ZENS notes. ZENS note exchanges result in a cash outflow because deferred tax liabilities related to the ZENS notes and TW Common shares become current tax obligations when ZENS notes are exchanged and TW Common shares are sold.

CES, a wholly owned subsidiary of CERC Corp. operating in our *Competitive Natural Gas Sales and Services* business segment, provides comprehensive natural gas sales and services primarily to commercial and industrial customers and electric and gas utilities throughout the central and eastern United States. In order to hedge its exposure to natural gas prices, CES uses financial derivatives with provisions standard for the industry that establish credit thresholds and require a party to provide additional collateral on two business days' notice when that party's rating or the rating of a credit support provider for that party (CERC Corp. in this case) falls below those levels. We estimate that as of December 31, 2005, unsecured credit limits extended to CES by counterparties aggregate \$128 million; however, utilized credit capacity is significantly lower. In addition, CERC and its subsidiaries purchase natural gas under supply agreements that contain an aggregate credit threshold of \$100 million based on CERC's S&P Senior Unsecured Long-Term Debt rating of BBB. Upgrades and downgrades from this BBB rating will increase and decrease the aggregate credit threshold accordingly.

Cross Defaults. Under our revolving credit facility, a payment default on, or a non-payment default that permits acceleration of, any indebtedness exceeding \$50 million by us or any of our significant subsidiaries will cause a default. Pursuant to the indenture governing our senior notes, a payment default by us, CERC Corp. or CenterPoint Houston in respect of, or an acceleration of, borrowed money and certain other specified types of obligations, in the aggregate principal amount of \$50 million will cause a default. As of February 28, 2006, we had issued six series of senior notes aggregating \$1.4 billion in principal amount under this indenture. A default by CenterPoint Energy would not trigger a default under our subsidiaries' debt instruments or bank credit facilities.

Other Factors that Could Affect Cash Requirements. In addition to the above factors, our liquidity and capital resources could be affected by:

- cash collateral requirements that could exist in connection with certain contracts, including gas purchases, gas price hedging and gas storage activities of our Natural Gas Distribution and Competitive Natural Gas Sales and Services business segments, particularly given gas price levels and volatility;
- acceleration of payment dates on certain gas supply contracts under certain circumstances, as a result of increased gas prices and concentration of suppliers;
- increased costs related to the acquisition of gas;
- increases in interest expense in connection with debt refinancings and borrowings under credit facilities;
- various regulatory actions;
- the ability of RRI and its subsidiaries to satisfy their obligations as the principal customers of CenterPoint Houston and in respect of RRI's indemnity obligations to us and our subsidiaries;
- slower customer payments and increased write-offs of receivables due to higher gas prices;
- cash payments in connection with the exercise of contingent conversion rights of holders of convertible debt;
- contributions to benefit plans;
- restoration costs and revenue losses resulting from natural disasters such as hurricanes; and
- various other risks identified in "Risk Factors" in Item 1A of this report.

Certain Contractual Limits on Our Ability to Issue Securities, Borrow Money and Pay Dividends on Our Common Stock. CenterPoint Houston's credit facility limits CenterPoint Houston's debt, excluding transi-

tion bonds, as a percentage of its total capitalization to 68 percent. CenterPoint Houston's \$200 million credit facility also contains an EBITDA to interest covenant. CERC Corp.'s bank facility and its receivables facility limit CERC's debt as a percentage of its total capitalization to 65 percent and contain an EBITDA to interest covenant. Our \$1 billion credit facility contains a debt to EBITDA covenant and an EBITDA to interest covenant. Additionally, in connection with the issuance of a certain series of general mortgage bonds, CenterPoint Houston agreed not to issue, subject to certain exceptions, additional first mortgage bonds.

We were a registered public utility holding company under the 1935 Act. The 1935 Act and related rules and regulations imposed a number of restrictions on our activities and those of our subsidiaries. The Energy Act repealed the 1935 Act effective February 8, 2006, and since that date we and our subsidiaries have no longer been subject to restrictions imposed under the 1935 Act. The Energy Act includes PUHCA 2005 which grants to the FERC authority to require holding companies and their subsidiaries to maintain certain books and records and make them available for review by the FERC and state regulatory authorities in certain circumstances. On December 8, 2005, the FERC issued rules implementing PUHCA 2005 that will require us to notify the FERC of our status as a holding company and to maintain certain books and records and make these available to the FERC. The FERC continues to consider motions for rehearing or clarification of these rules.

CRITICAL ACCOUNTING POLICIES

A critical accounting policy is one that is both important to the presentation of our financial condition and results of operations and requires management to make difficult, subjective or complex accounting estimates. An accounting estimate is an approximation made by management of a financial statement element, item or account in the financial statements. Accounting estimates in our historical consolidated financial statements measure the effects of past business transactions or events, or the present status of an asset or liability. The accounting estimates described below require us to make assumptions about matters that are highly uncertain at the time the estimate is made. Additionally, different estimates that we could have used or changes in an accounting estimate that are reasonably likely to occur could have a material impact on the presentation of our financial condition or results of operations. The circumstances that make these judgments difficult, subjective and/or complex have to do with the need to make estimates about the effect of matters that are inherently uncertain. Estimates and assumptions about future events and their effects cannot be predicted with certainty. We base our estimates on historical experience and on various other assumptions that we believe to be reasonable under the circumstances, the results of which form the basis for making judgments. These estimates may change as new events occur, as more experience is acquired, as additional information is obtained and as our operating environment changes. Our significant accounting policies are discussed in Note 2 to our consolidated financial statements. We believe the following accounting policies involve the application of critical accounting estimates. Accordingly, these accounting estimates have been reviewed and discussed with the audit committee of the board of directors.

Accounting for Rate Regulation

SFAS No. 71, "Accounting for the Effects of Certain Types of Regulation" (SFAS No. 71), provides that rate-regulated entities account for and report assets and liabilities consistent with the recovery of those incurred costs in rates if the rates established are designed to recover the costs of providing the regulated service and if the competitive environment makes it probable that such rates can be charged and collected. Application of SFAS No. 71 to the electric generation portion of our business was discontinued as of June 30, 1999. Our Electric Transmission & Distribution business continues to apply SFAS No. 71 which results in our accounting for the regulatory effects of recovery of stranded costs and other regulatory assets resulting from the unbundling of the transmission and distribution business from our electric generation operations in our consolidated financial statements. Certain expenses and revenues subject to utility regulation or rate determination normally reflected in income are deferred on the balance sheet and are recognized in income as the related amounts are included in service rates and recovered from or refunded to customers. Significant accounting estimates embedded within the application of SFAS No. 71 with respect to our Electric Transmission & Distribution business segment relate to \$332 million of recoverable electric generation-related

regulatory assets as of December 31, 2005. These costs are recoverable under the provisions of the Texas electric restructuring law. Based on our analysis of the True-Up Order, we recorded an after-tax charge to earnings in 2004 of approximately \$977 million to write-down our electric generation-related regulatory assets to their realizable value, which was reflected as an extraordinary loss. Based on subsequent orders received from the Texas Utility Commission, we recorded an extraordinary gain of \$30 million after-tax in the second quarter of 2005 related to the regulatory asset. Additionally, a district court in Travis County, Texas issued a judgment that would have the effect of restoring approximately \$650 million, plus interest, of disallowed costs. Appeals of the district court's judgment are still pending. No amounts related to the court's judgment have been recorded in our consolidated financial statements.

Impairment of Long-Lived Assets and Intangibles

We review the carrying value of our long-lived assets, including goodwill and identifiable intangibles, whenever events or changes in circumstances indicate that such carrying values may not be recoverable, and at least annually for goodwill as required by SFAS No. 142, "Goodwill and Other Intangible Assets" (SFAS No. 142). Unforeseen events and changes in circumstances and market conditions and material differences in the value of long-lived assets and intangibles due to changes in estimates of future cash flows, regulatory matters and operating costs could negatively affect the fair value of our assets and result in an impairment charge.

Fair value is the amount at which the asset could be bought or sold in a current transaction between willing parties and may be estimated using a number of techniques, including quoted market prices or valuations by third parties, present value techniques based on estimates of cash flows, or multiples of earnings or revenue performance measures. The fair value of the asset could be different using different estimates and assumptions in these valuation techniques.

We perform our goodwill impairment test at least annually and evaluate goodwill when events or changes in circumstances indicate that the carrying value of these assets may not be recoverable. Upon adoption of SFAS No. 142, we initially selected January 1 as our annual goodwill impairment testing date. Since the time we selected the January 1 date, our year-end closing and reporting process has been truncated in order to meet the accelerated periodic reporting requirements of the SEC, resulting in significant constraints on our human resources at year-end and during our first fiscal quarter. Accordingly, in order to meet the accelerated reporting deadlines and to provide adequate time to complete the analysis each year, beginning in the third quarter of 2005, we changed the date on which we perform our annual goodwill impairment test from January 1 to July 1. We believe the July 1 alternative date will alleviate the resource constraints that exist during the first quarter and allow us to utilize additional resources in conducting the annual impairment evaluation of goodwill. We performed the test at July 1, 2005, and determined that no impairment charge for goodwill was required. The change is not intended to delay, accelerate or avoid an impairment charge. We believe that this accounting change is an alternative accounting principle that is preferable under the circumstances.

Asset Retirement Obligations

We account for our long-lived assets under SFAS No. 143, "Accounting for Asset Retirement Obligations" (SFAS No. 143), and Financial Accounting Standards Board Interpretation No. 47, "Accounting for Conditional Asset Retirement Obligations — An Interpretation of SFAS No. 143" (FIN 47). SFAS No. 143 and FIN 47 require that an asset retirement obligation be recorded at fair value in the period in which it is incurred if a reasonable estimate of fair value can be made. In the same period, the associated asset retirement costs are capitalized as part of the carrying amount of the related long-lived asset. Rate-regulated entities may recognize regulatory assets or liabilities as a result of timing differences between the recognition of costs as recorded in accordance with SFAS No. 143 and FIN 47, and costs recovered through the ratemaking process.

We estimate the fair value of asset retirement obligations by calculating the discounted cash flows that are dependent upon the following components:

- *Inflation adjustment* — The estimated cash flows are adjusted for inflation estimates for labor, equipment, materials, and other disposal costs;
- *Discount rate* — The estimated cash flows include contingency factors that were used as a proxy for the market risk premium; and
- *Third party markup adjustments* — Internal labor costs included in the cash flow calculation were adjusted for costs that a third party would incur in performing the tasks necessary to retire the asset.

Changes in these factors could materially affect the obligation recorded to reflect the ultimate cost associated with retiring the assets under SFAS No. 143 and FIN 47. For example, if the inflation adjustment increased 25 basis points, this would increase the balance for asset retirement obligations by approximately 3.0%. Similarly, an increase in the discount rate by 25 basis points would decrease asset retirement obligations by approximately the same percentage. At December 31, 2005, our estimated cost of retiring these assets is approximately \$76 million.

Unbilled Energy Revenues

Revenues related to the sale and/or delivery of electricity or natural gas (energy) are generally recorded when energy is delivered to customers. However, the determination of energy sales to individual customers is based on the reading of their meters, which is performed on a systematic basis throughout the month. At the end of each month, amounts of energy delivered to customers since the date of the last meter reading are estimated and the corresponding unbilled revenue is estimated. Unbilled electricity delivery revenue is estimated each month based on daily supply volumes, applicable rates and analyses reflecting significant historical trends and experience. Unbilled natural gas sales are estimated based on estimated purchased gas volumes, estimated lost and unaccounted for gas and tariffed rates in effect. As additional information becomes available, or actual amounts are determinable, the recorded estimates are revised. Consequently, operating results can be affected by revisions to prior accounting estimates.

Pension and Other Retirement Plans

We sponsor pension and other retirement plans in various forms covering all employees who meet eligibility requirements. We use several statistical and other factors which attempt to anticipate future events in calculating the expense and liability related to our plans. These factors include assumptions about the discount rate, expected return on plan assets and rate of future compensation increases as estimated by management, within certain guidelines. In addition, our actuarial consultants use subjective factors such as withdrawal and mortality rates. The actuarial assumptions used may differ materially from actual results due to changing market and economic conditions, higher or lower withdrawal rates or longer or shorter life spans of participants. These differences may result in a significant impact to the amount of pension expense recorded. Please read “— Other Significant Matters — Pension Plan” for further discussion.

NEW ACCOUNTING PRONOUNCEMENTS

See Note 2(n) to the consolidated financial statements for a discussion of new accounting pronouncements that affect us.

OTHER SIGNIFICANT MATTERS

Pension Plan. As discussed in Note 2(o) to our consolidated financial statements, we maintain a non-contributory pension plan covering substantially all employees. Employer contributions are based on actuarial computations that establish the minimum contribution required under the Employee Retirement Income Security Act of 1974 (ERISA) and the maximum deductible contribution for income tax purposes. At December 31, 2005, the projected benefit obligation exceeded the market value of plan assets by \$20 million;

however, the market value of the plan assets exceeded the accumulated benefit obligation by \$41 million. Changes in interest rates and the market values of the securities held by the plan during 2006 could materially, positively or negatively, change our funded status and affect the level of pension expense and required contributions in 2007 and beyond.

Although we have not been required to make contributions to our pension plan in 2004 or 2005, we have made voluntary contributions of \$476 million and \$75 million in 2004 and 2005, respectively.

Under the terms of our pension plan, we reserve the right to change, modify or terminate the plan. Our funding policy is to review amounts annually and contribute an amount at least equal to the minimum contribution required under ERISA and the Internal Revenue Code.

In accordance with SFAS No. 87, "Employers' Accounting for Pensions," changes in pension obligations and assets may not be immediately recognized as pension costs in the income statement, but generally are recognized in future years over the remaining average service period of plan participants. As such, significant portions of pension costs recorded in any period may not reflect the actual level of benefit payments provided to plan participants.

Pension costs were \$90 million, \$80 million and \$30 million for 2003, 2004 and 2005, respectively. In addition, included in the costs for 2003, 2004 and 2005 are \$17 million, \$11 million and less than \$1 million, respectively, of expense related to Texas Genco participants. Pension expense for Texas Genco participants is reflected in the Statement of Consolidated Operations as discontinued operations.

Additionally, we maintain a non-qualified benefit restoration plan which allows participants to retain the benefits to which they would have been entitled under our non-contributory pension plan except for the federally mandated limits on qualified plan benefits or on the level of compensation on which qualified plan benefits may be calculated. The expense associated with this non-qualified plan was \$8 million, \$6 million and \$6 million in 2003, 2004 and 2005, respectively.

The calculation of pension expense and related liabilities requires the use of assumptions. Changes in these assumptions can result in different expense and liability amounts, and future actual experience can differ from the assumptions. Two of the most critical assumptions are the expected long-term rate of return on plan assets and the assumed discount rate.

As of December 31, 2005, the expected long-term rate of return on plan assets was 8.5%, which is unchanged from the rate assumed as of December 31, 2004. We believe that our actual asset allocation, on average, will approximate the targeted allocation and the estimated return on net assets. We regularly review our actual asset allocation and periodically rebalance plan assets as appropriate.

As of December 31, 2005, the projected benefit obligation was calculated assuming a discount rate of 5.70%, which is a 0.05% decline from the 5.75% discount rate assumed in 2004. The discount rate was determined by reviewing yields on high-quality bonds that receive one of the two highest ratings given by a recognized rating agency and the expected duration of pension obligations specific to the characteristics of our plan.

Pension expense for 2006, including the benefit restoration plan, is estimated to be \$38 million based on an expected return on plan assets of 8.5% and a discount rate of 5.70% as of December 31, 2005. If the expected return assumption were lowered by 0.5% (from 8.5% to 8.0%), 2006 pension expense would increase by approximately \$8 million.

Currently, pension plan assets (excluding the unfunded benefit restoration plan) exceed the accumulated benefit obligation by \$41 million. However, if the discount rate were lowered by 0.5% (from 5.70% to 5.20%), the assumption change would increase our projected benefit obligation, accumulated benefit obligation and 2006 pension expense by approximately \$131 million, \$120 million and \$11 million, respectively. In addition, the assumption change would have significant impacts on our Consolidated Balance Sheet by changing the pension asset recorded as of December 31, 2005 of \$655 million to a pension liability of \$79 million and would result in a charge to comprehensive income in 2005 of \$477 million, net of tax.

For the benefit restoration plan, if the discount rate were lowered by 0.5% (from 5.70% to 5.20%), the assumption change would increase our projected benefit obligation, accumulated benefit obligation and 2006 pension expense by approximately \$4 million, \$4 million, and less than \$1 million, respectively. In addition, the assumption change would result in a charge to comprehensive income of approximately \$3 million.

Future changes in plan asset returns, assumed discount rates and various other factors related to the pension plan will impact our future pension expense and liabilities. We cannot predict with certainty what these factors will be.

Item 7A. *Quantitative and Qualitative Disclosures About Market Risk*

Impact of Changes in Interest Rates and Energy Commodity Prices

We are exposed to various market risks. These risks arise from transactions entered into in the normal course of business and are inherent in our consolidated financial statements. Most of the revenues and income from our business activities are impacted by market risks. Categories of market risk include exposure to commodity prices through non-trading activities, interest rates and equity prices. A description of each market risk is set forth below:

- Commodity price risk results from exposures to changes in spot prices, forward prices and price volatilities of commodities, such as natural gas and other energy commodities risk.
- Interest rate risk primarily results from exposures to changes in the level of borrowings and changes in interest rates.
- Equity price risk results from exposures to changes in prices of individual equity securities.

Management has established comprehensive risk management policies to monitor and manage these market risks. We manage these risk exposures through the implementation of our risk management policies and framework. We manage our exposures through the use of derivative financial instruments and derivative commodity instrument contracts. During the normal course of business, we review our hedging strategies and determine the hedging approach we deem appropriate based upon the circumstances of each situation.

Derivative instruments such as futures, forward contracts, swaps and options derive their value from underlying assets, indices, reference rates or a combination of these factors. These derivative instruments include negotiated contracts, which are referred to as over-the-counter derivatives, and instruments that are listed and traded on an exchange.

Derivative transactions are entered into in our non-trading operations to manage and hedge certain exposures, such as exposure to changes in natural gas prices. We believe that the associated market risk of these instruments can best be understood relative to the underlying assets or risk being hedged.

Interest Rate Risk

We have outstanding long-term debt, bank loans, mandatory redeemable preferred securities of a subsidiary trust holding solely our junior subordinated debentures (trust preferred securities), some lease obligations and our obligations under our 2.0% Zero-Premium Exchangeable Subordinated Notes due 2029 (ZENS) that subject us to the risk of loss associated with movements in market interest rates. In 2003, we had interest rate swaps in place in order to hedge portions of our floating-rate debt.

Our floating-rate obligations aggregated \$1.5 billion and \$3 million at December 31, 2004 and 2005, respectively. If the floating interest rates were to increase by 10% from December 31, 2005 rates, our combined interest expense would not materially change.

At December 31, 2004 and 2005, we had outstanding fixed-rate debt (excluding indexed debt securities) and trust preferred securities aggregating \$7.4 billion and \$8.8 billion, respectively, in principal amount and having a fair value of \$8.1 billion and \$9.3 billion, respectively. These instruments are fixed-rate and, therefore, do not expose us to the risk of loss in earnings due to changes in market interest rates (please read Note 8 to our consolidated financial statements). However, the fair value of these instruments would increase

by approximately \$400 million if interest rates were to decline by 10% from their levels at December 31, 2005. In general, such an increase in fair value would impact earnings and cash flows only if we were to reacquire all or a portion of these instruments in the open market prior to their maturity.

As discussed in Note 6 to our consolidated financial statements, upon adoption of SFAS No. 133 effective January 1, 2001, the ZENS obligation was bifurcated into a debt component and a derivative component. The debt component of \$109 million at December 31, 2005 is a fixed-rate obligation and, therefore, does not expose us to the risk of loss in earnings due to changes in market interest rates. However, the fair value of the debt component would increase by approximately \$17 million if interest rates were to decline by 10% from levels at December 31, 2005. Changes in the fair value of the derivative component, a \$292 million recorded liability at December 31, 2005, are recorded in our Statements of Consolidated Operations and, therefore, we are exposed to changes in the fair value of the derivative component as a result of changes in the underlying risk-free interest rate. If the risk-free interest rate were to increase by 10% from December 31, 2005 levels, the fair value of the derivative component liability would increase by approximately \$5 million, which would be recorded as an unrealized loss in our Statements of Consolidated Operations.

Equity Market Value Risk

We are exposed to equity market value risk through our ownership of 21.6 million shares of TW Common, which we hold to facilitate our ability to meet our obligations under the ZENS. Please read Note 6 to our consolidated financial statements for a discussion of the effect of adoption of SFAS No. 133 on our ZENS obligation and our historical accounting treatment of our ZENS obligation. A decrease of 10% from the December 31, 2005 market value of TW Common would result in a net loss of approximately \$4 million, which would be recorded as an unrealized loss in our Statements of Consolidated Operations.

Commodity Price Risk From Non-Trading Activities

To reduce our commodity price risk from market fluctuations in the revenues derived from the sale of natural gas and related transportation, we enter into forward contracts, swaps and options (Non-Trading Energy Derivatives) in order to hedge some expected purchases of natural gas and sales of natural gas (a portion of which are firm commitments at the inception of the hedge). Non-Trading Energy Derivatives are also utilized to fix the price of future operational gas requirements.

We use derivative instruments as economic hedges to offset the commodity exposure inherent in our businesses. The stand-alone commodity risk created by these instruments, without regard to the offsetting effect of the underlying exposure these instruments are intended to hedge, is described below. We measure the commodity risk of our Non-Trading Energy Derivatives using a sensitivity analysis. The sensitivity analysis performed on our Non-Trading Energy Derivatives measures the potential loss in earnings based on a hypothetical 10% movement in energy prices. A decrease of 10% in the market prices of energy commodities from their December 31, 2004 levels would have decreased the fair value of our Non-Trading Energy Derivatives by \$46 million. At December 31, 2005, the recorded fair value of our Non-Trading Energy Derivatives was a net asset of \$157 million. A decrease of 10% in the market prices of energy commodities from their December 31, 2005 levels would have decreased the fair value of our Non-Trading Energy Derivatives by \$85 million.

The above analysis of the Non-Trading Energy Derivatives utilized for hedging purposes does not include the favorable impact that the same hypothetical price movement would have on our physical purchases and sales of natural gas to which the hedges relate. Furthermore, the Non-Trading Energy Derivative portfolio is managed to complement the physical transaction portfolio, reducing overall risks within limits. Therefore, the adverse impact to the fair value of the portfolio of Non-Trading Energy Derivatives held for hedging purposes

associated with the hypothetical changes in commodity prices referenced above would be offset by a favorable impact on the underlying hedged physical transactions, assuming:

- the Non-Trading Energy Derivatives are not closed out in advance of their expected term;
- the Non-Trading Energy Derivatives continue to function effectively as hedges of the underlying risk; and
- as applicable, anticipated underlying transactions settle as expected.

If any of the above-mentioned assumptions ceases to be true, a loss on the derivative instruments may occur, or the options might be worthless as determined by the prevailing market value on their termination or maturity date, whichever comes first. Non-Trading Energy Derivatives designated and effective as hedges, may still have some percentage which is not effective. The change in value of the Non-Trading Energy Derivatives that represents the ineffective component of the hedges is recorded in our results of operations.

We have established a Risk Oversight Committee composed of corporate and business segment officers, that oversees our commodity price and credit risk activities, including our trading, marketing, risk management services and hedging activities. The committee's duties are to establish commodity risk policies, allocate risk capital within limits established by our board of directors, approve trading of new products and commodities, monitor risk positions and ensure compliance with our risk management policies and procedures and trading limits established by our board of directors.

Our policies prohibit the use of leveraged financial instruments. A leveraged financial instrument, for this purpose, is a transaction involving a derivative whose financial impact will be based on an amount other than the notional amount or volume of the instrument.

Item 8. Financial Statements and Supplementary Data

REPORT OF INDEPENDENT REGISTERED PUBLIC ACCOUNTING FIRM

To the Board of Directors and Shareholders of
CenterPoint Energy, Inc.
Houston, Texas

We have audited the accompanying consolidated balance sheets of CenterPoint Energy, Inc. and subsidiaries (the "Company") as of December 31, 2004 and 2005, and the related consolidated statements of operations, comprehensive income, shareholders' equity, and cash flows for each of the three years in the period ended December 31, 2005. These financial statements are the responsibility of the Company's management. Our responsibility is to express an opinion on these financial statements based on our audits.

We conducted our audits in accordance with the standards of the Public Company Accounting Oversight Board (United States). Those standards require that we plan and perform the audit to obtain reasonable assurance about whether the financial statements are free of material misstatement. An audit includes examining, on a test basis, evidence supporting the amounts and disclosures in the financial statements. An audit also includes assessing the accounting principles used and significant estimates made by management, as well as evaluating the overall financial statement presentation. We believe that our audits provide a reasonable basis for our opinion.

In our opinion, such consolidated financial statements present fairly, in all material respects, the financial position of CenterPoint Energy, Inc. and subsidiaries at December 31, 2004 and 2005, and the results of their operations and their cash flows for each of the three years in the period ended December 31, 2005 in conformity with accounting principles generally accepted in the United States of America.

As discussed in Note 2 to the consolidated financial statements, the Company adopted Financial Accounting Standards Board Interpretation No. 47, "Accounting for Conditional Asset Retirement Obligations," effective December 31, 2005.

We have also audited, in accordance with the standards of the Public Company Accounting Oversight Board (United States), the effectiveness of the Company's internal control over financial reporting as of December 31, 2005, based on the criteria established in Internal Control — Integrated Framework issued by the Committee of Sponsoring Organizations of the Treadway Commission and our report dated March 15, 2006 expressed an unqualified opinion on management's assessment of the effectiveness of the Company's internal control over financial reporting and an unqualified opinion on the effectiveness of the Company's internal control over financial reporting.

DELOITTE & TOUCHE LLP

Houston, Texas
March 15, 2006

CENTERPOINT ENERGY, INC. AND SUBSIDIARIES
STATEMENTS OF CONSOLIDATED OPERATIONS

	Year Ended December 31,		
	2003	2004	2005
	(In millions, except per share amounts)		
Revenues	<u>\$7,790</u>	<u>\$7,999</u>	<u>\$9,722</u>
Expenses:			
Natural gas	4,298	5,013	6,509
Operation and maintenance	1,334	1,277	1,358
Depreciation and amortization	466	490	541
Taxes other than income taxes	337	355	375
Total	<u>6,435</u>	<u>7,135</u>	<u>8,783</u>
Operating Income	<u>1,355</u>	<u>864</u>	<u>939</u>
Other Income (Expense):			
Gain (loss) on Time Warner investment	106	31	(44)
Gain (loss) on indexed debt securities	(96)	(20)	49
Interest and other finance charges	(741)	(777)	(710)
Return on true-up balance	—	226	121
Other, net	(10)	20	23
Total	<u>(741)</u>	<u>(520)</u>	<u>(561)</u>
Income From Continuing Operations Before Income Taxes and Extraordinary Item	614	344	378
Income Tax Expense	<u>(205)</u>	<u>(139)</u>	<u>(153)</u>
Income From Continuing Operations Before Extraordinary Item	409	205	225
Discontinued Operations:			
Income from Texas Genco, net of tax	139	294	11
Minority interest on income from Texas Genco	(48)	(61)	—
Loss on disposal of Texas Genco, net of tax	—	(366)	(14)
Loss from Other Operations, net of tax	(3)	—	—
Loss on disposal of Other Operations, net of tax	(13)	—	—
Total	<u>75</u>	<u>(133)</u>	<u>(3)</u>
Income Before Extraordinary Item	484	72	222
Extraordinary Item, net of tax	—	(977)	30
Net Income (Loss)	<u>\$ 484</u>	<u>\$ (905)</u>	<u>\$ 252</u>
Basic Earnings (Loss) Per Share:			
Income From Continuing Operations Before Extraordinary Item	\$ 1.35	\$ 0.67	\$ 0.72
Discontinued Operations, net of tax	0.24	(0.43)	(0.01)
Extraordinary Item, net of tax	—	(3.18)	0.10
Net Income (Loss)	<u>\$ 1.59</u>	<u>\$ (2.94)</u>	<u>\$ 0.81</u>
Diluted Earnings (Loss) Per Share:			
Income From Continuing Operations Before Extraordinary Item	\$ 1.24	\$ 0.61	\$ 0.67
Discontinued Operations, net of tax	0.22	(0.37)	(0.01)
Extraordinary Item, net of tax	—	(2.72)	0.09
Net Income (Loss)	<u>\$ 1.46</u>	<u>\$ (2.48)</u>	<u>\$ 0.75</u>

See Notes to the Company's Consolidated Financial Statements

CENTERPOINT ENERGY, INC. AND SUBSIDIARIES
STATEMENTS OF CONSOLIDATED COMPREHENSIVE INCOME

	<u>Year Ended December 31.</u>		
	<u>2003</u>	<u>2004</u>	<u>2005</u>
	(In millions)		
Net income (loss)	<u>\$484</u>	<u>\$ (905)</u>	<u>\$252</u>
Other comprehensive income, net of tax:			
Minimum pension liability adjustment (net of tax of \$25, \$197 and (\$5))	47	367	(9)
Net deferred gain from cash flow hedges (net of tax of \$15, \$31 and \$9)	22	59	17
Reclassification of deferred loss (gain) from cash flow hedges realized in net income (net of tax of \$4, (\$3) and \$6)	9	(7)	11
Reclassification of deferred gain from de-designation of cash flow hedges to over/under recovery of gas cost (net of tax of (\$37))	—	(68)	—
Other comprehensive income (loss) from discontinued operations (net of tax of \$-0-, (\$2) and \$2)	<u>1</u>	<u>(4)</u>	<u>3</u>
Other comprehensive income	<u>79</u>	<u>347</u>	<u>22</u>
Comprehensive income (loss)	<u>\$563</u>	<u>\$ (558)</u>	<u>\$274</u>

See Notes to the Company's Consolidated Financial Statements

CENTERPOINT ENERGY, INC. AND SUBSIDIARIES
CONSOLIDATED BALANCE SHEETS

	<u>December 31,</u> 2004	<u>December 31,</u> 2005
(In millions)		
ASSETS		
Current Assets:		
Cash and cash equivalents	\$ 165	\$ 74
Investment in Time Warner common stock	421	377
Accounts receivable, net	674	1,098
Accrued unbilled revenues	576	608
Inventory	254	382
Non-trading derivative assets	50	131
Taxes receivable	—	53
Current assets of discontinued operations	514	—
Prepaid expense and other current assets	117	168
Total current assets	<u>2,771</u>	<u>2,891</u>
Property, Plant and Equipment, net	<u>8,186</u>	<u>8,492</u>
Other Assets:		
Goodwill	1,741	1,709
Other intangibles, net	58	56
Regulatory assets	3,350	2,955
Non-trading derivative assets	18	104
Non-current assets of discontinued operations	1,051	—
Other	921	909
Total other assets	<u>7,139</u>	<u>5,733</u>
Total Assets	<u>\$18,096</u>	<u>\$17,116</u>
LIABILITIES AND SHAREHOLDERS' EQUITY		
Current Liabilities:		
Current portion of long-term debt	\$ 1,836	\$ 339
Indexed debt securities derivative	342	292
Accounts payable	802	1,161
Taxes accrued	609	167
Interest accrued	151	122
Non-trading derivative liabilities	26	43
Regulatory liabilities	225	—
Accumulated deferred income taxes, net	261	385
Current liabilities of discontinued operations	449	—
Other	420	505
Total current liabilities	<u>5,121</u>	<u>3,014</u>
Other Liabilities:		
Accumulated deferred income taxes, net	2,415	2,474
Unamortized investment tax credits	54	46
Non-trading derivative liabilities	6	35
Benefit obligations	440	475
Regulatory liabilities	1,082	728
Non-current liabilities of discontinued operations	420	—
Other	259	480
Total other liabilities	<u>4,676</u>	<u>4,238</u>
Long-term Debt	<u>7,193</u>	<u>8,568</u>
Commitments and Contingencies (Note 10)		
Shareholders' Equity	<u>1,106</u>	<u>1,296</u>
Total Liabilities and Shareholders' Equity	<u>\$18,096</u>	<u>\$17,116</u>

See Notes to the Company's Consolidated Financial Statements

CENTERPOINT ENERGY, INC. AND SUBSIDIARIES
STATEMENTS OF CONSOLIDATED CASH FLOWS

	Year Ended December 31,		
	2003	2004	2005
	(In millions)		
Cash Flows from Operating Activities:			
Net income (loss)	\$ 484	\$ (905)	\$ 252
Discontinued operations, net of tax	(75)	133	3
Extraordinary item, net of tax	—	977	(30)
Income from continuing operations	409	205	225
Adjustments to reconcile income from continuing operations to net cash provided by operating activities:			
Depreciation and amortization	466	490	541
Deferred income taxes	509	265	232
Amortization of deferred financing costs	141	92	77
Investment tax credit	(7)	(7)	(8)
Unrealized loss (gain) on Time Warner investment	(106)	(32)	44
Unrealized loss (gain) on indexed debt securities	96	20	(49)
Changes in other assets and liabilities:			
Accounts receivable and unbilled revenues, net	(110)	(202)	(456)
Inventory	(47)	(10)	(115)
Taxes receivable	(161)	35	(53)
Accounts payable	77	218	321
Fuel cost over (under) recovery/surcharge	25	25	(129)
Interest and taxes accrued	37	81	(471)
Net regulatory assets and liabilities	(773)	(520)	(192)
Clawback payment from RRI	—	177	—
Non-trading derivatives, net	3	(40)	(12)
Pension contribution	(23)	(476)	(75)
Other current assets	(37)	(18)	(40)
Other current liabilities	(24)	(26)	146
Other assets	29	80	30
Other liabilities	107	4	67
Other, net	39	20	18
Net cash provided by operating activities of continuing operations	650	381	101
Net cash provided by (used in) operating activities of discontinued operations	244	355	(38)
Net cash provided by operating activities	894	736	63
Cash Flows from Investing Activities:			
Capital expenditures	(659)	(604)	(693)
Proceeds from sale of Texas Genco, including cash retained	—	2,947	700
Purchase of minority interest of Texas Genco	—	(326)	(383)
Decrease (increase) in restricted cash for purchase of minority interest of Texas Genco	—	(390)	383
Funds held for purchase of additional shares in South Texas Project	—	(191)	—
Increase in cash of Texas Genco	—	—	24
Other, net	(2)	30	(14)
Net cash provided by (used in) investing activities	(661)	1,466	17
Cash Flows from Financing Activities:			
Increase (decrease) in short-term borrowings, net	(284)	(63)	75
Long-term revolving credit facility, net	(2,400)	(1,206)	(236)
Proceeds from long-term debt	3,797	229	3,161
Payments of long-term debt	(1,211)	(943)	(3,045)
Debt issuance costs	(241)	(15)	(21)
Payment of common stock dividends	(122)	(123)	(124)
Payment of common stock dividends by subsidiary	(15)	(15)	—
Proceeds from issuance of common stock, net	9	12	17
Other, net	17	—	2
Net cash used in financing activities	(450)	(2,124)	(171)
Net Increase (Decrease) in Cash and Cash Equivalents	(217)	78	(91)
Cash and Cash Equivalents at Beginning of Year	304	87	165
Cash and Cash Equivalents at End of Year	\$ 87	\$ 165	\$ 74
Supplemental Disclosure of Cash Flow Information:			
Cash Payments:			
Interest, net of capitalized interest	\$ 763	\$ 759	\$ 667
Income taxes (refunds), net	(198)	(124)	351
Non-cash transactions:			
Increase in accounts payable related to capital expenditures	—	—	35

See Notes to the Company's Consolidated Financial Statements

CENTERPOINT ENERGY, INC. AND SUBSIDIARIES
STATEMENTS OF CONSOLIDATED SHAREHOLDERS' EQUITY

	2003		2004		2005	
	Shares	Amount	Shares	Amount	Shares	Amount
	(In millions of dollars and shares)					
Preference Stock, none outstanding	—	\$ —	—	\$ —	—	\$ —
Cumulative Preferred Stock, \$0.01 par value; authorized 20,000,000 shares, none outstanding	—	—	—	—	—	—
Common Stock, \$0.01 par value; authorized 1,000,000,000 shares						
Balance, beginning of year	305	3	306	3	308	3
Issuances related to benefit and investment plans	<u>1</u>	<u>—</u>	<u>2</u>	<u>—</u>	<u>2</u>	<u>—</u>
Balance, end of year	<u>306</u>	<u>3</u>	<u>308</u>	<u>3</u>	<u>310</u>	<u>3</u>
Additional Paid-in-Capital						
Balance, beginning of year	—	3,046	—	2,868	—	2,891
Issuances related to benefit and investment plans	—	(32)	—	23	—	40
Distribution of Texas Genco	<u>—</u>	<u>(146)</u>	<u>—</u>	<u>—</u>	<u>—</u>	<u>—</u>
Balance, end of year	<u>—</u>	<u>2,868</u>	<u>—</u>	<u>2,891</u>	<u>—</u>	<u>2,931</u>
Unearned ESOP stock						
Balance, beginning of year	(5)	(78)	(1)	(3)	—	—
Issuances related to benefit plan	<u>4</u>	<u>75</u>	<u>1</u>	<u>3</u>	<u>—</u>	<u>—</u>
Balance, end of year	<u>(1)</u>	<u>(3)</u>	<u>—</u>	<u>—</u>	<u>—</u>	<u>—</u>
Accumulated Deficit						
Balance, beginning of year		(1,062)		(700)		(1,728)
Net income (loss)		484		(905)		252
Common stock dividends — \$0.40 per share in 2003, 2004 and 2005		<u>(122)</u>		<u>(123)</u>		<u>(124)</u>
Balance, end of year		<u>(700)</u>		<u>(1,728)</u>		<u>(1,600)</u>
Accumulated Other Comprehensive Loss						
Balance, end of year:						
Minimum pension liability adjustment		(373)		(6)		(15)
Net deferred loss from cash flow hedges		(35)		(51)		(23)
Other comprehensive loss from discontinued operations		<u>—</u>		<u>(3)</u>		<u>—</u>
Total accumulated other comprehensive loss, end of year		<u>(408)</u>		<u>(60)</u>		<u>(38)</u>
Total Shareholders' Equity		<u>\$ 1,760</u>		<u>\$ 1,106</u>		<u>\$ 1,296</u>

See Notes to the Company's Consolidated Financial Statements

CENTERPOINT ENERGY, INC. AND SUBSIDIARIES
NOTES TO CONSOLIDATED FINANCIAL STATEMENTS

(1) Background and Basis of Presentation

(a) Background

CenterPoint Energy, Inc. is a public utility holding company, created on August 31, 2002 as part of a corporate restructuring of Reliant Energy, Incorporated (Reliant Energy) that implemented certain requirements of the Texas Electric Choice Plan (Texas electric restructuring law).

CenterPoint Energy was a registered public utility holding company under the Public Utility Holding Company Act of 1935, as amended (the 1935 Act). The 1935 Act and related rules and regulations imposed a number of restrictions on the activities of the Company and its subsidiaries. The Energy Policy Act of 2005 (Energy Act) repealed the 1935 Act effective February 8, 2006, and since that date the Company and its subsidiaries have no longer been subject to restrictions imposed under the 1935 Act. The Energy Act includes a new Public Utility Holding Company Act of 2005 (PUHCA 2005), which grants to the Federal Energy Regulatory Commission (FERC) authority to require holding companies and their subsidiaries to maintain certain books and records and make them available for review by the FERC and state regulatory authorities in certain circumstances. On December 8, 2005, the FERC issued rules implementing PUHCA 2005 that will require the Company to notify the FERC of its status as a holding company and to maintain certain books and records and make these available to the FERC. The FERC continues to consider motions for rehearing or clarification of these rules.

The Company's operating subsidiaries own and operate electric transmission and distribution facilities, natural gas distribution facilities, interstate pipelines and natural gas gathering, processing and treating facilities. As of December 31, 2005, the Company's indirect wholly owned subsidiaries included:

- CenterPoint Energy Houston Electric, LLC (CenterPoint Houston), which engages in the electric transmission and distribution business in a 5,000-square mile area of the Texas Gulf Coast that includes Houston; and
- CenterPoint Energy Resources Corp. (CERC Corp., and, together with its subsidiaries, CERC), which owns gas distribution systems. The operations of its local distribution companies are conducted through two unincorporated divisions: Minnesota Gas and Southern Gas Operations. Through wholly owned subsidiaries, CERC owns two interstate natural gas pipelines and gas gathering systems, provides various ancillary services, and offers variable and fixed-price physical natural gas supplies primarily to commercial and industrial customers and electric and gas utilities.

(b) Basis of Presentation

In 2003, the Company sold all of its remaining Latin America operations.

In November 2003, the Company sold its district cooling services business in the Houston central business district and related complementary energy services to district cooling customers and others.

The Company sold the fossil generation assets of Texas Genco Holdings, Inc. (Texas Genco) in December 2004 and completed the sale of Texas Genco, which had continued to own an interest in a nuclear generating facility, in April 2005.

The consolidated financial statements report the businesses described above as discontinued operations for all periods presented in accordance with Statement of Financial Accounting Standards (SFAS) No. 144, "Accounting for the Impairment or Disposal of Long-Lived Assets" (SFAS No. 144).

For a description of the Company's reportable business segments, see Note 14.

CENTERPOINT ENERGY, INC. AND SUBSIDIARIES
NOTES TO CONSOLIDATED FINANCIAL STATEMENTS — (Continued)

(2) Summary of Significant Accounting Policies

(a) Reclassifications and Use of Estimates

In addition to the items discussed in Note 3, some amounts from the previous years have been reclassified to conform to the 2005 presentation of financial statements. These reclassifications relate to a new reportable business segment discussed in Note 14 and do not affect net income.

The preparation of financial statements in conformity with generally accepted accounting principles requires management to make estimates and assumptions that affect the reported amounts of assets and liabilities, disclosure of contingent assets and liabilities at the date of the financial statements, and the reported amounts of revenues and expenses during the reporting period. Actual results could differ from those estimates.

(b) Principles of Consolidation

The accounts of CenterPoint Energy and its wholly owned and majority owned subsidiaries are included in the consolidated financial statements. All significant intercompany transactions and balances are eliminated in consolidation. The Company uses the equity method of accounting for investments in entities in which the Company has an ownership interest between 20% and 50% and exercises significant influence. Such investments were \$13 million and \$15 million as of December 31, 2004 and 2005, respectively. Other investments, excluding marketable securities, are carried at cost.

(c) Revenues

The Company records revenue for electricity delivery and natural gas sales and services under the accrual method and these revenues are recognized upon delivery to customers. Electricity deliveries not billed by month-end are accrued based on daily supply volumes, applicable rates and analyses reflecting significant historical trends and experience. Natural gas sales not billed by month-end are accrued based upon estimated purchased gas volumes, estimated lost and unaccounted for gas and currently effective tariff rates. The Pipelines and Field Services business segment records revenues as transportation services are provided.

CENTERPOINT ENERGY, INC. AND SUBSIDIARIES
NOTES TO CONSOLIDATED FINANCIAL STATEMENTS — (Continued)

(d) Long-lived Assets and Intangibles

The Company records property, plant and equipment at historical cost. The Company expenses repair and maintenance costs as incurred. Property, plant and equipment includes the following:

	Weighted Average Useful Lives (Years)	December 31,	
		2004	2005
(In millions)			
Electric transmission & distribution	27	\$ 6,245	\$ 6,463
Natural gas distribution	30	2,475	2,740
Competitive natural gas sales and services	38	19	27
Pipelines and field services	52	1,767	1,887
Other property	29	457	441
Total		<u>10,963</u>	<u>11,558</u>
Accumulated depreciation and amortization:			
Electric transmission & distribution		(2,204)	(2,386)
Natural gas distribution		(285)	(391)
Competitive natural gas sales and services		(6)	(5)
Pipelines and field services		(157)	(167)
Other property		<u>(125)</u>	<u>(117)</u>
Total accumulated depreciation and amortization		<u>(2,777)</u>	<u>(3,066)</u>
Property, plant and equipment, net		<u>\$ 8,186</u>	<u>\$ 8,492</u>

The components of the Company's other intangible assets consist of the following:

	December 31, 2004		December 31, 2005	
	Carrying Amount	Accumulated Amortization	Carrying Amount	Accumulated Amortization
(In millions)				
Land Use Rights	\$55	\$(12)	\$55	\$(14)
Other	<u>21</u>	<u>(6)</u>	<u>22</u>	<u>(7)</u>
Total	<u>\$76</u>	<u>\$(18)</u>	<u>\$77</u>	<u>\$(21)</u>

The Company recognizes specifically identifiable intangibles, including land use rights and permits, when specific rights and contracts are acquired. The Company has no intangible assets with indefinite lives recorded as of December 31, 2005 other than goodwill discussed below. The Company amortizes other acquired intangibles on a straight-line basis over the lesser of their contractual or estimated useful lives that range from 27 to 75 years for land rights and 10 to 56 years for other intangibles.

CENTERPOINT ENERGY, INC. AND SUBSIDIARIES
NOTES TO CONSOLIDATED FINANCIAL STATEMENTS — (Continued)

Amortization expense for other intangibles for 2003, 2004 and 2005 was \$2 million in each year. Estimated amortization expense for the five succeeding fiscal years is as follows (in millions):

2006	\$ 3
2007	3
2008	3
2009	2
2010	<u>2</u>
Total	<u>\$13</u>

Goodwill by reportable business segment is as follows (in millions):

	Natural Gas Distribution	Competitive Natural Gas Sales and Services	Pipelines and Field Services	Other Operations	Total
Balance as of December 31, 2004	\$746	\$339	\$601	\$ 55	\$1,741
Goodwill acquired during year	—	—	3	—	3
Adjustment(1)	—	—	—	(35)	(35)
Balance as of December 31, 2005	<u>\$746</u>	<u>\$339</u>	<u>\$604</u>	<u>\$ 20</u>	<u>\$1,709</u>

(1) In December 2005, the Company determined that \$35 million of deferred tax liabilities originally established in connection with an acquisition were no longer required. In accordance with Emerging Issues Task Force (EITF) Issue No. 93-7, "Uncertainties Related to Income Taxes in a Purchase Business Combination," the adjustment was applied to decrease the remaining goodwill attributable to that acquisition.

The Company performs its goodwill impairment test at least annually and evaluates goodwill when events or changes in circumstances indicate that the carrying value of these assets may not be recoverable. The impairment evaluation for goodwill is performed by using a two-step process. In the first step, the fair value of each reporting unit is compared with the carrying amount of the reporting unit, including goodwill. The estimated fair value of the reporting unit is generally determined on the basis of discounted future cash flows. If the estimated fair value of the reporting unit is less than the carrying amount of the reporting unit, then a second step must be completed in order to determine the amount of the goodwill impairment that should be recorded. In the second step, the implied fair value of the reporting unit's goodwill is determined by allocating the reporting unit's fair value to all of its assets and liabilities other than goodwill (including any unrecognized intangible assets) in a manner similar to a purchase price allocation. The resulting implied fair value of the goodwill that results from the application of this second step is then compared to the carrying amount of the goodwill and an impairment charge is recorded for the difference.

Upon adoption of SFAS No. 142, "Goodwill and Other Intangible Assets," the Company initially selected January 1 as its annual goodwill impairment testing date. Since the time the Company selected the January 1 date, the Company's year-end closing and reporting process has been truncated in order to meet the accelerated reporting requirements of the Securities and Exchange Commission (SEC), resulting in significant constraints on the Company's human resources at year-end and during its first fiscal quarter. Accordingly, in order to meet the accelerated reporting deadlines and to provide adequate time to complete the analysis each year, beginning in the third quarter of 2005, the Company changed the date on which it performs its annual goodwill impairment test from January 1 to July 1. The Company believes the July 1 alternative date will alleviate the resource constraints that exist during the first quarter and allow it to utilize additional resources in conducting the annual impairment evaluation of goodwill. The Company performed the

CENTERPOINT ENERGY, INC. AND SUBSIDIARIES

NOTES TO CONSOLIDATED FINANCIAL STATEMENTS — (Continued)

test at July 1, 2005, and determined that no impairment charge for goodwill was required. The change is not intended to delay, accelerate or avoid an impairment charge. The Company believes that this accounting change is an alternative accounting principle that is preferable under the circumstances.

The Company periodically evaluates long-lived assets, including property, plant and equipment, and specifically identifiable intangibles, when events or changes in circumstances indicate that the carrying value of these assets may not be recoverable. The determination of whether an impairment has occurred is based on an estimate of undiscounted cash flows attributable to the assets, as compared to the carrying value of the assets.

(e) Regulatory Assets and Liabilities

The Company applies the accounting policies established in SFAS No. 71, "Accounting for the Effects of Certain Types of Regulation" (SFAS No. 71), to the accounts of the Electric Transmission & Distribution business segment and the Natural Gas Distribution business segment and to some of the accounts of the Pipelines and Field Services business segment.

The following is a list of regulatory assets/liabilities reflected on the Company's Consolidated Balance Sheets as of December 31, 2004 and 2005:

	December 31,	
	2004	2005
	(In millions)	
Recoverable electric generation-related regulatory assets(1)	\$1,946	\$ 332
Securitized regulatory asset	647	2,420
Unamortized loss on reacquired debt	80	91
Other long-term regulatory assets/liabilities	47	46
Subtotal	2,720	2,889
Estimated removal costs	(677)	(662)
Total	<u>\$2,043</u>	<u>\$2,227</u>

(1) Excludes \$147 million and \$248 million of allowed equity return on the true-up balance as of December 31, 2004 and 2005, respectively. See Note 4(a).

Pursuant to a financing order issued by the Texas Utility Commission in March 2005 and affirmed in all respects in August 2005 by the same Travis County District Court considering the appeal of the True-Up Order, in December 2005 a subsidiary of CenterPoint Houston issued \$1.85 billion in transition bonds with interest rates ranging from 4.84 percent to 5.30 percent and final maturity dates ranging from February 2011 to August 2020. Through issuance of the transition bonds, CenterPoint Houston recovered approximately \$1.7 billion of the true-up balance determined in the True-Up Order plus interest through the date on which the bonds were issued.

If events were to occur that would make the recovery of these assets and liabilities no longer probable, the Company would be required to write-off or write-down these regulatory assets and liabilities. During 2004, the Company wrote-off net regulatory assets of \$1.5 billion (\$977 million after-tax) as an extraordinary loss in response to the Texas Utility Commission's order on CenterPoint Houston's final true-up application. Based on subsequent orders received from the Texas Utility Commission, the Company recorded an extraordinary gain of \$47 million (\$30 million after-tax) in the second quarter of 2005 related to these regulatory assets. For further discussion of regulatory assets, see Note 4.

CENTERPOINT ENERGY, INC. AND SUBSIDIARIES
NOTES TO CONSOLIDATED FINANCIAL STATEMENTS — (Continued)

The Company's rate-regulated businesses recognize removal costs as a component of depreciation expense in accordance with regulatory treatment. As of December 31, 2004 and 2005, these removal costs of \$677 million and \$662 million, respectively, are classified as regulatory liabilities in the Consolidated Balance Sheets. A portion of the amount of removal costs that relate to asset retirement obligations have been reclassified from a regulatory liability to an asset retirement liability, which is included in other liabilities in the Consolidated Balance Sheets, in connection with the Company's adoption of Financial Accounting Standards Board (FASB) Interpretation No. (FIN) 47, "Accounting for Conditional Asset Retirement Obligations" (FIN 47) as further discussed in Note 2(n).

(f) Depreciation and Amortization Expense

Depreciation is computed using the straight-line method based on economic lives or a regulatory-mandated recovery period. Amortization expense includes amortization of regulatory assets and other intangibles. See Notes 2(e) and 4(a) for additional discussion of these items.

The following table presents depreciation and amortization expense for 2003, 2004 and 2005 (in millions):

	<u>2003</u>	<u>2004</u>	<u>2005</u>
Depreciation expense	\$403	\$415	\$432
Amortization expense	<u>63</u>	<u>75</u>	<u>109</u>
Total depreciation and amortization expense	<u>\$466</u>	<u>\$490</u>	<u>\$541</u>

(g) Capitalization of Interest and Allowance for Funds Used During Construction

Allowance for funds used during construction (AFUDC) represents the approximate net composite interest cost of borrowed funds and a reasonable return on the equity funds used for construction. Although AFUDC increases both utility plant and earnings, it is realized in cash through depreciation provisions included in rates for subsidiaries that apply SFAS No. 71. Interest and AFUDC for subsidiaries that apply SFAS No. 71 are capitalized as a component of projects under construction and will be amortized over the assets' estimated useful lives. During 2003, 2004 and 2005, the Company capitalized interest and AFUDC of \$4 million each year.

(h) Income Taxes

The Company files a consolidated federal income tax return and follows a policy of comprehensive interperiod income tax allocation. The Company uses the liability method of accounting for deferred income taxes and measures deferred income taxes for all significant income tax temporary differences in accordance with SFAS No. 109, "Accounting for Income Taxes." Investment tax credits were deferred and are being amortized over the estimated lives of the related property. Management evaluates uncertain tax positions and accrues for those which management believes are probable of an unfavorable outcome. For additional information regarding income taxes, see Note 9.

(i) Accounts Receivable and Allowance for Doubtful Accounts

Accounts receivable are net of an allowance for doubtful accounts of \$30 million and \$43 million at December 31, 2004 and 2005, respectively. The provision for doubtful accounts in the Company's Statements of Consolidated Operations for 2003, 2004 and 2005 was \$24 million, \$27 million and \$40 million, respectively.

CENTERPOINT ENERGY, INC. AND SUBSIDIARIES

NOTES TO CONSOLIDATED FINANCIAL STATEMENTS — (Continued)

As of December 31, 2004 and 2005, CERC had \$181 million and \$141 million of advances, respectively, under its receivables facility. CERC Corp. formed a bankruptcy remote subsidiary for the sole purpose of buying receivables created by CERC and selling those receivables to an unrelated third-party. These transactions were accounted for as a sale of receivables under the provisions of SFAS No. 140, "Accounting for Transfers and Servicing of Financial Assets and Extinguishments of Liabilities," (SFAS No. 140) and, as a result, the related receivables are excluded from the Consolidated Balance Sheets. The bankruptcy remote subsidiary purchases receivables with cash and subordinated notes. The subordinated notes owned by CERC are pledged to a gas supplier to secure obligations incurred in connection with the purchase of gas by CERC and totaled approximately \$433 million as of December 31, 2005.

In January 2006, CERC's \$250 million receivables facility, which was temporarily increased to \$375 million for the period from January 2006 to June 2006 to provide additional liquidity to CERC during the peak heating season of 2006, was extended to January 2007.

Advances under the receivables facility averaged \$100 million, \$190 million and \$166 million in 2003, 2004 and 2005, respectively. Sales of receivables were approximately \$1.2 billion, \$2.4 billion and \$2.0 billion in 2003, 2004 and 2005, respectively.

(j) Inventory

Inventory consists principally of materials and supplies and natural gas. Materials and supplies are valued at the lower of average cost or market. Inventories used in the retail natural gas distribution operations are also primarily valued at the lower of average cost or market.

	December 31,	
	2004	2005
	(In millions)	
Materials and supplies	\$ 78	\$ 88
Natural gas	<u>176</u>	<u>294</u>
Total inventory	<u>\$254</u>	<u>\$382</u>

(k) Investment in Other Debt and Equity Securities

In accordance with SFAS No. 115, "Accounting for Certain Investments in Debt and Equity Securities" (SFAS No. 115), the Company reports "available-for-sale" securities at estimated fair value within other long-term assets in the Company's Consolidated Balance Sheets and any unrealized gain or loss, net of tax, as a separate component of shareholders' equity and accumulated other comprehensive income. In accordance with SFAS No. 115, the Company reports "trading" securities at estimated fair value in the Company's Consolidated Balance Sheets, and any unrealized holding gains and losses are recorded as other income (expense) in the Company's Statements of Consolidated Operations.

As of December 31, 2004, Texas Genco held debt and equity securities in its nuclear decommissioning trust, which was reported at its fair value of \$216 million in the Company's Consolidated Balance Sheets in non-current assets of discontinued operations. Any unrealized losses or gains were accounted for as a non-current asset/liability of discontinued operations as Texas Genco will not benefit from any gains, and losses will be recovered through the rate-making process.

As of December 31, 2004 and 2005, the Company held an investment in Time Warner Inc. common stock, which was classified as a "trading" security. For information regarding this investment, see Note 6.

CENTERPOINT ENERGY, INC. AND SUBSIDIARIES
NOTES TO CONSOLIDATED FINANCIAL STATEMENTS — (Continued)

(l) Environmental Costs

The Company expenses or capitalizes environmental expenditures, as appropriate, depending on their future economic benefit. The Company expenses amounts that relate to an existing condition caused by past operations, and that do not have future economic benefit. The Company records undiscounted liabilities related to these future costs when environmental assessments and/or remediation activities are probable and the costs can be reasonably estimated.

(m) Statements of Consolidated Cash Flows

For purposes of reporting cash flows, the Company considers cash equivalents to be short-term, highly liquid investments with maturities of three months or less from the date of purchase. In connection with the issuance of transition bonds in October 2001 and December 2005, the Company was required to establish restricted cash accounts to collateralize the bonds that were issued in these financing transactions. These restricted cash accounts are not available for withdrawal until the maturity of the bonds. Cash and Cash Equivalents does not include restricted cash. For additional information regarding the December 2005 securitization financing, see Notes 4(a) and 8(a).

(n) New Accounting Pronouncements

In May 2005, the FASB issued SFAS No. 154, "Accounting Changes and Error Corrections, a replacement of APB Opinion No. 20 and FASB Statement No. 3" (SFAS No. 154). SFAS No. 154 provides guidance on the accounting for and reporting of accounting changes and error corrections. It establishes, unless impracticable, retrospective application as the required method for reporting a change in accounting principle in the absence of explicit transition requirements specific to the newly adopted accounting principle. The correction of an error in previously issued financial statements is not an accounting change and must be reported as a prior-period adjustment by restating previously issued financial statements. SFAS No. 154 was effective for accounting changes and corrections of errors made in fiscal years beginning after December 15, 2005.

In March 2005, the FASB issued FIN 47. FIN 47 clarifies that an entity must record a liability for a "conditional" asset retirement obligation if the fair value of the obligation can be reasonably estimated. The Company has identified conditional asset retirement obligations in the natural gas distribution segment that exist due to requirements of the U.S. Department of Transportation to cap and purge certain mains upon retirement. Also, the Company identified conditional asset retirement obligations for treated utility poles and for transformers contaminated by polychlorinated biphenyls. The fair value of these obligations is recorded as a liability on a discounted basis with a corresponding increase to the related asset. Over time, the liabilities are accreted for the change in the present value and the initial capitalized costs are depreciated over the useful lives of the related assets. The adoption of FIN 47, effective December 31, 2005, resulted in the recognition of an asset retirement obligation liability of \$76 million, an increase in net property, plant and equipment of \$37 million and a \$39 million increase in net regulatory assets. The Company's rate-regulated businesses have previously recognized removal costs as a component of depreciation expense in accordance with regulatory treatment, and these costs have been classified as a regulatory liability. Upon adoption of FIN 47, the portion of the removal costs that relates to this asset retirement obligation has been reclassified from a regulatory liability to an asset retirement liability, which is included in other liabilities in the Consolidated Balance Sheets.

The pro forma effect of applying this guidance in the prior periods would have resulted in an asset retirement obligation of approximately \$67 million and \$72 million as of January 1, 2004 and December 31, 2004, respectively.

CENTERPOINT ENERGY, INC. AND SUBSIDIARIES
NOTES TO CONSOLIDATED FINANCIAL STATEMENTS — (Continued)

In February 2006, the FASB issued SFAS No. 155, "Accounting for Certain Hybrid Financial Instruments" (SFAS No. 155). SFAS No. 155 amends SFAS No. 133, "Accounting for Derivative Instruments and Hedging Activities," and SFAS No. 140. SFAS No. 155 includes provisions that permit fair value remeasurement for any hybrid financial instrument that contains an embedded derivative and that otherwise would require bifurcation. It also establishes a requirement to evaluate interests in securitized financial assets to identify interests that are free-standing or that are hybrid financial instruments that contain an embedded derivative requiring bifurcation. SFAS No. 155 is effective for all financial instruments acquired or issued after the beginning of the Company's first fiscal year that begins after September 15, 2006. The fair value election in SFAS No. 155 may also be applied upon adoption for hybrid instruments that have been bifurcated under SFAS No. 133 prior to the adoption of this statement. The Company is evaluating the effect of adoption of this new standard on its financial position, results of operations and cash flows and does not expect the standard to have a material impact.

(o) Stock-Based Incentive Compensation Plans and Employee Benefit Plans

Stock-Based Incentive Compensation Plans

The Company has long-term incentive compensation plans (LICPs) that provide for the issuance of stock-based incentives, including performance-based shares, performance-based units, restricted shares and stock options to directors, officers and key employees. A maximum of approximately 36 million shares of CenterPoint Energy common stock is authorized to be issued under these plans.

Performance-based shares, performance-based units and restricted shares are granted to employees without cost to the participants. The performance shares and units are distributed based upon the performance of the Company over a three-year cycle. The restricted shares vest at various times ranging from one year to the end of a three-year period. Upon vesting, the shares are issued to the participants along with the value of common dividends declared during the vesting period. The restricted shares granted in 2005 are subject to the performance condition that common dividends declared during the vesting period must be at least \$1.20 per share.

Option awards are generally granted with an exercise price equal to the average of the high and low sales price of the Company's stock at the date of grant. These option awards generally become exercisable in one-third increments on each of the first through third anniversaries of the grant date and have 10-year contractual terms. No options were granted during 2005.

Effective January 1, 2005, the Company adopted SFAS No. 123 (Revised 2004), "Share-Based Payment" (SFAS 123(R)), using the modified prospective transition method. Under this method, the Company records compensation expense at fair value for all awards it grants after the date it adopted the standard. In addition, the Company records compensation expense at fair value (as previous awards continue to vest) for the unvested portion of previously granted stock option awards that were outstanding as of the date of adoption. Pre-adoption awards of time-based restricted stock and performance-based restricted stock will continue to be expensed using the guidance contained in Accounting Principles Board Opinion No. 25. The adoption of SFAS 123(R) did not have a material impact on the Company's results of operations, financial condition or cash flows.

The Company recorded LICP compensation expense of \$9 million, \$8 million and \$13 million in 2003, 2004 and 2005, respectively.

The total income tax benefit recognized related to such arrangements was \$4 million, \$3 million and \$5 million in 2003, 2004 and 2005, respectively. No compensation cost related to such arrangements was capitalized as a part of inventory or fixed assets in 2003, 2004 or 2005.

CENTERPOINT ENERGY, INC. AND SUBSIDIARIES
NOTES TO CONSOLIDATED FINANCIAL STATEMENTS — (Continued)

Pro forma information for 2003 and 2004 is provided to show the effect of amortizing stock-based compensation to expense on a straight-line basis over the vesting period. Had compensation costs been determined as prescribed by SFAS No. 123, the Company's net income and earnings per share would have been as follows (in millions, except per share amounts):

	<u>Year Ended</u> <u>December 31,</u>	
	<u>2003</u>	<u>2004</u>
Net income (loss) as reported	\$ 484	\$ (905)
Add: Total stock-based employee compensation expense as recorded, net of related tax effects	6	5
Less: Total stock-based employee compensation expense determined under fair value based method for all awards, net of related tax effects	<u>(16)</u>	<u>(9)</u>
Pro-forma net income (loss)	<u>\$ 474</u>	<u>\$ (909)</u>
Basic Earnings (Loss) Per Share:		
As reported	\$1.59	\$(2.94)
Pro-forma	\$1.56	\$(2.95)
Diluted Earnings (Loss) Per Share:		
As reported	\$1.46	\$(2.48)
Pro-forma	\$1.43	\$(2.49)

The following tables summarize the methods used to measure compensation cost for the various types of awards granted under the LICPs:

For awards granted before January 1, 2005

<u>Award Type</u>	<u>Method Used to Determine Compensation Cost</u>
Performance shares	Initially measured using fair value and expected achievement levels on the date of grant. Compensation cost is then periodically adjusted to reflect changes in market prices and achievement through the settlement date.
Performance units	Initially measured using the award's target unit value of \$100 that reflects expected achievement levels on the date of grant. Compensation cost is then periodically adjusted to reflect changes in achievement through the settlement date.
Time-based restricted stock	Measured using fair value on the grant date.
Stock options	Estimated using the Black-Scholes option valuation method.

In 2003 and 2004, the fair values of stock options were estimated using the Black-Scholes option valuation model with the following assumptions:

	<u>2003</u>	<u>2004</u>
Expected life in years	5	5
Interest rate	2.62%	3.02%
Volatility	52.60%	27.23%
Expected common stock dividend	\$0.40	\$0.40

CENTERPOINT ENERGY, INC. AND SUBSIDIARIES
NOTES TO CONSOLIDATED FINANCIAL STATEMENTS — (Continued)

For awards granted as of and after January 1, 2005

<u>Award Type</u>	<u>Method Used to Determine Compensation Cost</u>
Performance shares	Measured using fair value and expected achievement levels on the grant date.
Time-based restricted stock	Measured using fair value on the grant date.

For awards granted before January 1, 2005, forfeitures of awards were measured upon their occurrence. For awards granted as of and after January 1, 2005, forfeitures are estimated on the date of grant and are adjusted as required through the remaining vesting period.

The following tables summarize the Company's LICP activity for 2005:

Stock Options

	<u>Outstanding Options</u> <u>Year Ended December 31, 2005</u>			
	<u>Shares</u> <u>(Thousands)</u>	<u>Weighted-Average</u> <u>Exercise Price</u>	<u>Remaining Average</u> <u>Contractual Life</u> <u>(Years)</u>	<u>Aggregate Intrinsic</u> <u>Value (Millions)</u>
Outstanding at December 31, 2004 . .	16,159	\$15.42		
Forfeited or expired	(1,248)	16.96		
Exercised	<u>(1,244)</u>	7.00		
Outstanding at December 31, 2005 . .	<u>13,667</u>	16.05	4.2	\$25
Exercisable at December 31, 2005 . . .	<u>11,808</u>	17.13	3.6	18

	<u>Non-Vested Options</u> <u>Year Ended December 31, 2005</u>	
	<u>Shares</u> <u>(Thousands)</u>	<u>Weighted-Average</u> <u>Grant Date</u> <u>Fair Value</u>
Outstanding at December 31, 2004	4,072	\$1.70
Vested	(2,166)	1.62
Forfeited or expired	<u>(47)</u>	1.95
Outstanding at December 31, 2005	<u>1,859</u>	1.79

Performance Shares

	<u>Outstanding Shares</u> <u>Year Ended December 31, 2005</u>		
	<u>Shares</u> <u>(Thousands)</u>	<u>Remaining Average</u> <u>Contractual Life</u> <u>(Years)</u>	<u>Aggregate Intrinsic</u> <u>Value (Millions)</u>
Outstanding at December 31, 2004	1,169		
Granted	945		
Forfeited	(181)		
Vested and released to participants	<u>(373)</u>		
Outstanding at December 31, 2005	<u>1,560</u>	1.1	\$16

CENTERPOINT ENERGY, INC. AND SUBSIDIARIES
NOTES TO CONSOLIDATED FINANCIAL STATEMENTS — (Continued)

	Non-Vested Shares Year Ended December 31, 2005	
	Shares (Thousands)	Weighted-Average Grant Date Fair Value
Outstanding at December 31, 2004	756	\$ 5.70
Granted	945	12.13
Forfeited	(121)	9.17
Vested and released to participants	(20)	5.64
Outstanding at December 31, 2005	<u>1,560</u>	9.33

The non-vested and outstanding shares displayed in the above tables assume that shares are issued at the maximum performance level (150%). The aggregate intrinsic value reflects the impacts of current expectations of achievement and stock price.

Performance-Based Units

	Outstanding and Non-Vested Units Year Ended December 31, 2005			
	Units (Thousands)	Weighted-Average Grant Date Fair Value	Remaining Average Contractual Life (Years)	Aggregate Intrinsic Value (Millions)
Outstanding at December 31, 2004 ..	37	\$100.00		
Forfeited	(2)	100.00		
Vested and released to participants	(1)	100.00		
Outstanding at December 31, 2005 ..	<u>34</u>	100.00	1.0	\$3

The aggregate intrinsic value reflects the value of the performance units given current expectations of performance through the end of the cycle.

Time-Based Restricted Stock

	Outstanding and Non-Vested Shares Year Ended December 31, 2005			
	Shares (Thousands)	Weighted-Average Grant Date Fair Value	Remaining Average Contractual Life (Years)	Aggregate Intrinsic Value (Millions)
Outstanding at December 31, 2004 ..	769	\$ 7.49		
Granted	307	12.25		
Forfeited	(70)	8.79		
Vested and released to participants	(37)	8.11		
Outstanding at December 31, 2005 ..	<u>969</u>	8.88	1.0	\$12

The weighted-average grant-date fair values of awards granted were as follows for 2003, 2004 and 2005:

	Year Ended December 31,		
	2003	2004	2005
Options	\$1.66	\$ 1.86	\$ —
Performance units	—	100.00	—
Performance shares	5.70	—	12.13
Time-based restricted stock	5.83	10.95	12.25

CENTERPOINT ENERGY, INC. AND SUBSIDIARIES
NOTES TO CONSOLIDATED FINANCIAL STATEMENTS — (Continued)

The total intrinsic value of awards received by participants were as follows for 2003, 2004 and 2005:

	Year Ended December 31,		
	2003	2004	2005
	(In millions)		
Options exercised	\$—	\$ 3	\$ 8
Performance shares	—	7	5
Time-based restricted stock	5	—	—

As of December 31, 2005, there was \$13 million of total unrecognized compensation cost related to non-vested LICP arrangements. That cost is expected to be recognized over a weighted-average period of 1.7 years.

Cash received from LICPs was \$1 million, \$4 million and \$9 million for 2003, 2004 and 2005, respectively.

The actual tax benefit realized for tax deductions related to LICPs totaled \$2 million, \$4 million and \$5 million, for 2003, 2004 and 2005, respectively.

The Company has a policy of issuing new shares in order to satisfy share-based payments related to LICPs.

Pension and Postretirement Benefits

The Company maintains a non-contributory qualified defined benefit plan covering substantially all employees, with benefits determined using a cash balance formula. Under the cash balance formula, participants accumulate a retirement benefit based upon 4% of eligible earnings and accrued interest. Prior to 1999, the pension plan accrued benefits based on years of service, final average pay and covered compensation. Certain employees participating in the plan as of December 31, 1998 automatically receive the greater of the accrued benefit calculated under the prior plan formula through 2008 or the cash balance formula. Participants are 100% vested in their benefit after completing five years of service.

The Company provides certain healthcare and life insurance benefits for retired employees on a contributory and non-contributory basis. Employees become eligible for these benefits if they have met certain age and service requirements at retirement, as defined in the plans. Under plan amendments, effective in early 1999, healthcare benefits for future retirees were changed to limit employer contributions for medical coverage.

Such benefit costs are accrued over the active service period of employees. The net unrecognized transition obligation, resulting from the implementation of accrual accounting, is being amortized over approximately 20 years.

In January 2005, the Department of Health and Human Services' Centers for Medicare and Medicaid Services released final regulations governing the Medicare prescription drug benefit and other key elements of the Medicare Modernization Act. Under the final regulations, a greater portion of benefits offered under the Company's plans meets the definition of actuarial equivalence and therefore qualifies for federal subsidies equal to 28% of allowable drug costs. As a result, the Company has remeasured its obligations and costs to take into account the new regulations. The Medicare subsidy reduced 2005's net periodic postretirement benefit costs by approximately \$8 million, including \$3 million of amortization of the actuarial loss, \$2 million of reduced service cost and \$3 million of reduced interest cost on the accumulated postretirement benefit obligation.

CENTERPOINT ENERGY, INC. AND SUBSIDIARIES
NOTES TO CONSOLIDATED FINANCIAL STATEMENTS — (Continued)

The Company's net periodic cost includes the following components relating to pension and postretirement benefits:

	Year Ended December 31,					
	2003		2004		2005	
	Pension Benefits	Postretirement Benefits	Pension Benefits	Postretirement Benefits	Pension Benefits	Postretirement Benefits
	(In millions)					
Service cost	\$ 37	\$ 4	\$ 40	\$ 4	\$ 34	\$ 2
Interest cost	102	31	102	31	95	27
Expected return on plan assets	(92)	(11)	(103)	(13)	(137)	(12)
Net amortization	43	13	37	13	38	9
Curtailment	—	—	—	17	—	—
Benefit enhancement	—	—	4	2	—	—
Other	—	—	—	—	—	1
Net periodic cost	<u>\$ 90</u>	<u>\$ 37</u>	<u>\$ 80</u>	<u>\$ 54</u>	<u>\$ 30</u>	<u>\$ 27</u>
Above amounts include the following net periodic cost related to discontinued operations	<u>\$ 17</u>	<u>\$ 4</u>	<u>\$ 11</u>	<u>\$ 20</u>	<u>\$ —</u>	<u>\$ —</u>

The Company used the following assumptions to determine net periodic cost relating to pension and postretirement benefits:

	December 31,					
	2003		2004		2005	
	Pension Benefits	Postretirement Benefits	Pension Benefits	Postretirement Benefits	Pension Benefits	Postretirement Benefits
Discount rate	6.75%	6.75%	6.25%	6.25%	5.75%	5.75%
Expected return on plan assets	9.00	9.00	9.00	8.50	8.50	8.00
Rate of increase in compensation levels	4.10	—	4.10	—	4.60	—

In determining net periodic benefits cost, the Company uses fair value, as of the beginning of the year, as its basis for determining expected return on plan assets.

CENTERPOINT ENERGY, INC. AND SUBSIDIARIES

NOTES TO CONSOLIDATED FINANCIAL STATEMENTS — (Continued)

The following table displays the change in the benefit obligation, the fair value of plan assets and the amounts included in the Company's Consolidated Balance Sheets as of December 31, 2004 and 2005 for the Company's pension and postretirement benefit plans:

	December 31,			
	2004		2005	
	Pension Benefits	Postretirement Benefits	Pension Benefits	Postretirement Benefits
	(In millions)			
Change in Benefit Obligation				
Benefit obligation, beginning of year	\$1,692	\$ 518	\$1,710	\$ 535
Service cost	40	4	34	2
Interest cost	102	31	95	27
Participant contributions	—	6	—	5
Benefits paid	(124)	(42)	(106)	(38)
Plan amendments	—	(20)	—	—
Divestitures	(165)	—	—	—
Actuarial loss (gain)	161	36	16	(65)
Curtailement, benefit enhancement and settlement	4	2	—	1
Benefit obligation, end of year	<u>\$1,710</u>	<u>\$ 535</u>	<u>\$1,749</u>	<u>\$ 467</u>
Change in Plan Assets				
Plan assets, beginning of year	\$1,194	\$ 150	\$1,657	\$ 156
Employer contributions	476	27	75	24
Participant contributions	—	6	—	5
Benefits paid	(124)	(42)	(106)	(38)
Divestitures	(40)	—	—	—
Actual investment return	151	15	103	7
Plan assets, end of year	<u>\$1,657</u>	<u>\$ 156</u>	<u>\$1,729</u>	<u>\$ 154</u>
Reconciliation of Funded Status				
Funded status	\$ (53)	\$(379)	\$ (20)	\$(313)
Unrecognized actuarial loss	714	96	719	36
Unrecognized prior service cost	(51)	14	(44)	12
Unrecognized transition obligation	—	65	—	58
Net amount recognized in balance sheets	<u>\$ 610</u>	<u>\$(204)</u>	<u>\$ 655</u>	<u>\$(207)</u>
Actuarial Assumptions				
Discount rate	5.75%	5.75%	5.70%	5.70%
Expected return on plan assets	8.50	8.00	8.50	8.00
Rate of increase in compensation levels	4.60	—	4.60	—
Healthcare cost trend rate assumed for the next year	—	9.75	—	9.00
Rate to which the cost trend rate is assumed to decline (the ultimate trend rate)	—	5.50	—	5.50
Year that the rate reaches the ultimate trend rate	—	2011	—	2011

CENTERPOINT ENERGY, INC. AND SUBSIDIARIES
NOTES TO CONSOLIDATED FINANCIAL STATEMENTS — (Continued)

	December 31,			
	2004		2005	
	<u>Pension Benefits</u>	<u>Postretirement Benefits</u>	<u>Pension Benefits</u>	<u>Postretirement Benefits</u>
	(In millions)			
Additional Information				
Accumulated benefit obligation	\$1,635	\$535	\$1,688	\$467
Change in minimum liability included in other comprehensive income	(559)	—	—	—
Measurement date used to determine plan obligations and assets	December 31, 2004	December 31, 2004	December 31, 2005	December 31, 2005

Assumed healthcare cost trend rates have a significant effect on the reported amounts for the Company's postretirement benefit plans. A 1% change in the assumed healthcare cost trend rate would have the following effects:

	<u>1% Increase</u>	<u>1% Decrease</u>
	(In millions)	
Effect on total of service and interest cost	\$ 1	\$ (1)
Effect on the postretirement benefit obligation	19	(16)

The following table displays the weighted-average asset allocations as of December 31, 2004 and 2005 for the Company's pension and postretirement benefit plans:

	December 31,			
	2004		2005	
	<u>Pension Benefits</u>	<u>Postretirement Benefits</u>	<u>Pension Benefits</u>	<u>Postretirement Benefits</u>
Domestic equity securities	57%	34%	48%	27%
Global equity securities	—	—	10	—
International equity securities	15	11	11	9
Debt securities	26	54	30	64
Real estate	2	—	1	—
Cash	—	1	—	—
Total	<u>100%</u>	<u>100%</u>	<u>100%</u>	<u>100%</u>

In managing the investments associated with the benefit plans, the Company's objective is to preserve and enhance the value of plan assets while maintaining an acceptable level of volatility. These objectives are expected to be achieved through an investment strategy that manages liquidity requirements while maintaining a long-term horizon in making investment decisions and efficient and effective management of plan assets.

CENTERPOINT ENERGY, INC. AND SUBSIDIARIES

NOTES TO CONSOLIDATED FINANCIAL STATEMENTS — (Continued)

As part of the investment strategy discussed above, the Company has adopted and maintains the following weighted average allocation targets for its benefit plans:

	<u>Pension Benefits</u>	<u>Postretirement Benefits</u>
Domestic equity securities	45-55%	22-32%
Global equity securities	7-13%	—
International equity securities	7-13%	4-14%
Debt securities	24-34%	60-70%
Real estate	0-5%	—
Cash	0-2%	0-2%

The expected rate of return assumption was developed by reviewing the targeted asset allocations and historical index performance of the applicable asset classes over a 15-year period, adjusted for investment fees and diversification effects.

The pension plan did not include any holdings of CenterPoint Energy common stock as of December 31, 2004 or 2005.

Although funding for the Company's pension and postretirement plans was not required during 2005, the Company contributed \$75 million and \$24 million to its pension plan and postretirement benefits plan in 2005, respectively.

Contributions to the pension plan are not required in 2006; however, the Company expects to make a contribution. The Company expects to contribute approximately \$26 million to its postretirement benefits plan in 2006.

The following benefit payments are expected to be paid by the pension and postretirement benefit plans (in millions):

	<u>Pension Benefits</u>	<u>Postretirement Benefit Plan</u>	
	<u>Benefit Payments</u>	<u>Benefit Payments</u>	<u>Medicare Subsidy Receipts</u>
2006	\$104	\$31	\$ (4)
2007	108	32	(5)
2008	113	33	(5)
2009	118	35	(5)
2010	122	36	(5)
2011-2015	646	200	(31)

In addition to the non-contributory pension plans discussed above, the Company maintains a non-qualified benefit restoration plan which allows participants to retain the benefits to which they would have been entitled under the Company's non-contributory pension plan except for the federally mandated limits on qualified plan benefits or on the level of compensation on which qualified plan benefits may be calculated. The expense associated with this non-qualified plan was \$8 million, \$6 million and \$6 million in 2003, 2004 and 2005, respectively. The accrued benefit liability for the non-qualified pension plan was \$69 million and \$79 million at December 31, 2004 and 2005, respectively. In addition, these accrued benefit liabilities include the recognition of minimum liability adjustments of \$10 million as of December 31, 2004 and \$14 million as of December 31, 2005, which are reported as a component of other comprehensive income, net of income tax effects.

CENTERPOINT ENERGY, INC. AND SUBSIDIARIES
NOTES TO CONSOLIDATED FINANCIAL STATEMENTS — (Continued)

The following table displays the Company's plans that have or have had accumulated benefit obligations in excess of plan assets:

	December 31,					
	2004			2005		
	Pension Benefits	Restoration Benefits	Postretirement Benefits	Pension Benefits	Restoration Benefits	Postretirement Benefits
	(In millions)					
Accumulated benefit obligation	\$1,635	\$69	\$535	\$1,688	\$79	\$467
Projected benefit obligation . . .	1,710	81	535	1,749	81	467
Plan assets	1,657	—	156	1,729	—	154

On January 5, 2006, the Company offered a Voluntary Early Retirement Program (VERP) to approximately 200 employees who were age 55 or older with at least five years of service as of February 28, 2006. The election period was from January 5, 2006 through February 28, 2006. For those electing to accept the VERP, three years of age and service will be added to their qualified pension plan benefit and three years of service will be added to their postretirement benefit. The one-time additional pension and postretirement expense of approximately \$9 million will be reflected in the first quarter of 2006.

Savings Plan

The Company has a qualified employee savings plan that includes a cash or deferred arrangement under Section 401(k) of the Internal Revenue Code of 1986, as amended (the Code), and an employee stock ownership plan (ESOP) under Section 4975(e)(7) of the Code. Under the plan, participating employees may contribute a portion of their compensation, on a pre-tax or after-tax basis, generally up to a maximum of 16% of compensation. The Company matches 75% of the first 6% of each employee's compensation contributed. The Company may contribute an additional discretionary match of up to 50% of the first 6% of each employee's compensation contributed. These matching contributions are fully vested at all times.

Participating employees may elect to invest all or a portion of their contributions to the plan in CenterPoint Energy common stock, to have dividends reinvested in additional shares or to receive dividend payments in cash on any investment in CenterPoint Energy common stock, and to transfer all or part of their investment in CenterPoint Energy common stock to other investment options offered by the plan.

The savings plan has significant holdings of CenterPoint Energy common stock. As of December 31, 2005, an aggregate of 27,720,006 shares of CenterPoint Energy's common stock were held by the savings plan, which represented 28% of its investments. Given the concentration of the investments in CenterPoint Energy's common stock, the savings plan and its participants have market risk related to this investment.

The Company's savings plan benefit expense was \$38 million, \$40 million and \$35 million in 2003, 2004 and 2005, respectively. Included in these amounts is \$7 million, \$6 million and less than \$1 million of savings plan benefit expense for 2003, 2004 and 2005, respectively, related to Texas Genco participants. Amounts for Texas Genco's participants are reflected as discontinued operations in the Statements of Consolidated Operations.

Postemployment Benefits

Net postemployment benefit costs for former or inactive employees, their beneficiaries and covered dependents, after employment but before retirement (primarily healthcare and life insurance benefits for participants in the long-term disability plan) were \$10 million, \$8 million and \$8 million in 2003, 2004 and 2005, respectively.

CENTERPOINT ENERGY, INC. AND SUBSIDIARIES
NOTES TO CONSOLIDATED FINANCIAL STATEMENTS — (Continued)

Included in "Benefit Obligations" in the accompanying consolidated Balance Sheets at December 31, 2004 and 2005 was \$38 million and \$42 million, respectively, relating to postemployment obligations.

Other Non-Qualified Plans

The Company has non-qualified deferred compensation plans that provide benefits payable to directors, officers and certain key employees or their designated beneficiaries at specified future dates, upon termination, retirement or death. Benefit payments are made from the general assets of the Company. During 2003, 2004 and 2005, the Company recorded benefit expense relating to these programs of \$13 million, \$9 million and \$8 million, respectively. Included in "Benefit Obligations" in the accompanying Consolidated Balance Sheets at December 31, 2004 and 2005 was \$121 million and \$113 million, respectively, relating to deferred compensation plans. Included in "Non-Current Liabilities of Discontinued Operations" in the accompanying Consolidated Balance Sheets at December 31, 2004 was \$3 million relating to deferred compensation plans for Texas Genco participants.

Change of Control Agreements and Other Employee Matters

In December 2003, the Company entered into agreements with certain of its executive officers that generally provide, to the extent applicable, in the case of a change of control of the Company and termination of employment, for severance benefits of up to three times annual base salary plus bonus and other benefits. By their terms, these agreements will expire December 31, 2006.

As of December 31, 2005, approximately 30% of the Company's employees are subject to collective bargaining agreements. Two of these agreements, covering approximately 19% of the Company's employees, have expired or will expire in 2006. Minnesota Gas, a division of our natural gas distribution business, has 466 bargaining unit employees that are covered by a collective bargaining unit agreement with the United Association of Journeymen and Apprentices of Plumbing and Pipe Fitting Industry of US and Canada Local 340 that expires in April 2006. CenterPoint Houston has 1225 bargaining unit employees that are covered by a collective bargaining unit agreement with the International Brotherhood of Electrical Workers Local 66, which expires in May 2006. The Company has a good relationship with these bargaining units and expects to renegotiate new agreements in 2006.

(3) Discontinued Operations

Latin America. In February 2003, the Company sold its interest in Argener, a cogeneration facility in Argentina, for \$23 million. The carrying value of this investment was approximately \$11 million as of December 31, 2002. The Company recorded an after-tax gain of \$7 million from the sale of Argener in the first quarter of 2003. In April 2003, the Company sold its final remaining investment in Argentina, a 90 percent interest in Empresa Distribuidora de Electricidad de Santiago del Estero S.A. The Company recorded an after-tax loss of \$3 million in the second quarter of 2003 related to its Latin America operations.

Revenues related to the Company's Latin America operations included in discontinued operations for the year ended December 31, 2003 were \$2 million. Income from these discontinued operations for the year ended December 31, 2003 is reported net of income tax expense of \$2 million.

CenterPoint Energy Management Services, Inc. In November 2003, the Company completed the sale of a component of its Other Operations business segment, CenterPoint Energy Management Services, Inc. (CEMS), that provides district cooling/services in the Houston central business district and related complementary energy services to district cooling customers and others. The Company recorded an after-tax loss of \$1 million from the sale of CEMS in the fourth quarter of 2003. The Company recorded an after-tax loss in discontinued operations of \$16 million (\$25 million pre-tax) during the second quarter of 2003 to

CENTERPOINT ENERGY, INC. AND SUBSIDIARIES
NOTES TO CONSOLIDATED FINANCIAL STATEMENTS — (Continued)

record the impairment of the CEMS long-lived assets based on the impending sale and to record one-time employee termination benefits.

Revenues related to CEMS included in discontinued operations for the year ended December 31, 2003 were \$10 million. Loss from these discontinued operations for the year ended December 31, 2003 is reported net of income tax benefit of \$2 million.

Texas Genco. In July 2004, the Company announced its agreement to sell Texas Genco to Texas Genco LLC. On December 15, 2004, Texas Genco completed the sale of its fossil generation assets (coal, lignite and gas-fired plants) to Texas Genco LLC for \$2.813 billion in cash. Following the sale, Texas Genco's principal remaining asset was its ownership interest in the South Texas Project Electric Generating Station, a nuclear generating facility (South Texas Project). The final step of the transaction, the merger of Texas Genco with a subsidiary of Texas Genco LLC in exchange for an additional cash payment to the Company of \$700 million, was completed on April 13, 2005.

The following table summarizes the components of the income (loss) from discontinued operations of Texas Genco for each of the years ended December 31, 2003, 2004 and 2005:

	<u>Year Ended December 31,</u>		
	<u>2003</u>	<u>2004</u>	<u>2005</u>
	(In millions)		
Texas Genco net income (loss) as reported	\$250	\$ (99)	\$10
Adjustment for Texas Genco loss on sale of fossil assets, net of tax(1) . . .	<u>—</u>	<u>426</u>	<u>—</u>
Texas Genco net income as adjusted for loss on sale of fossil assets	250	327	10
Adjustment for general corporate overhead reclassification, net of tax(2) . .	18	13	1
Adjustment for interest expense reclassification, net of tax(3)	<u>(129)</u>	<u>(46)</u>	<u>—</u>
Adjusted income from discontinued operations of Texas Genco, net of tax . .	139	294	11
Minority interest in discontinued operations of Texas Genco	<u>(48)</u>	<u>(61)</u>	<u>—</u>
Income from discontinued operations of Texas Genco, net of tax and minority interest	<u>91</u>	<u>233</u>	<u>11</u>
Loss on sale of Texas Genco, net of tax	—	(214)	(4)
Loss offsetting Texas Genco's earnings, net of tax	<u>—</u>	<u>(152)</u>	<u>(10)</u>
Loss on disposal of Texas Genco, net of tax	<u>—</u>	<u>(366)</u>	<u>(14)</u>
Total Discontinued Operations of Texas Genco	<u>\$ 91</u>	<u>\$(133)</u>	<u>\$(3)</u>

- (1) In 2004, Texas Genco recorded an after-tax loss of \$426 million related to the sale of its coal, lignite and gas-fired generation plants which occurred in the first step of the transaction pursuant to which Texas Genco was sold. This loss was reversed by CenterPoint Energy to reflect its estimated loss on the sale of Texas Genco.
- (2) General corporate overhead previously allocated to Texas Genco from CenterPoint Energy, which will not be eliminated by the sale of Texas Genco, was excluded from income from discontinued operations and is reflected as general corporate overhead of CenterPoint Energy in income from continuing operations in accordance with SFAS No. 144.
- (3) Interest expense was reclassified to discontinued operations of Texas Genco related to the applicable amounts of CenterPoint Energy's term loan and revolving credit facility debt that would have been assumed to be paid off with any proceeds from the sale of Texas Genco during those respective periods in accordance with SFAS No. 144.

CENTERPOINT ENERGY, INC. AND SUBSIDIARIES
NOTES TO CONSOLIDATED FINANCIAL STATEMENTS — (Continued)

Revenues related to Texas Genco included in discontinued operations for the years ended December 31, 2003, 2004 and 2005 were \$2.0 billion, \$2.1 billion and \$62 million, respectively. Income from these discontinued operations for the years ended December 31, 2003, 2004 and 2005 is reported net of income tax expense of \$71 million, \$166 million and \$4 million, respectively.

Summarized balance sheet information as of December 31, 2004 related to discontinued operations of Texas Genco is as follows:

	<u>December 31,</u> <u>2004</u> <u>(In millions)</u>
Current Assets:	
Cash and cash equivalents	\$ 43
Restricted cash	390
Accounts receivable, principally trade	28
Other current assets	<u>53</u>
Total current assets	<u>514</u>
Non-Current Assets:	
Funds held for purchase of additional interest in South Texas Project	191
Other non-current assets	<u>860</u>
Total non-current assets	<u>1,051</u>
Total Assets	<u>1,565</u>
Current Liabilities:	
Accounts payable, principally trade	17
Payable to minority shareholders	390
Other current liabilities	<u>42</u>
Total current liabilities	449
Other Long-Term Liabilities(1)	<u>420</u>
Total Liabilities	869
Minority Interest	<u>—</u>
Net Assets of Discontinued Operations	<u>\$ 696</u>

(1) Taxes payable resulting from the sale were paid by the Company, and were included in current liabilities as of December 31, 2004.

On December 15, 2004, Texas Genco completed the sale of its fossil generation assets (coal, lignite and gas-fired plants) to Texas Genco LLC for \$2.813 billion in cash. Texas Genco used approximately \$716 million of the cash proceeds from the sale to repay an overnight bridge loan that Texas Genco had entered into in order to finance the repurchase of Texas Genco's common stock held by minority shareholders prior to the first step of the Texas Genco sale. Texas Genco distributed the balance of the cash proceeds from the sale (\$2.097 billion) and cash on hand (\$134 million), for a total of \$2.231 billion, to the Company. Included in current assets of discontinued operations as of December 31, 2004 was \$390 million of restricted cash designated to buy back the remaining shares of Texas Genco's common stock which had not yet been tendered by Texas Genco's former minority shareholders.

CENTERPOINT ENERGY, INC. AND SUBSIDIARIES

NOTES TO CONSOLIDATED FINANCIAL STATEMENTS — (Continued)

As of December 31, 2004, Texas Genco owned a 30.8% interest in the South Texas Project, which consists of two 1,250 megawatt nuclear generating units and bore a corresponding 30.8% share of capital and operating costs associated with the project. As of December 31, 2004, the South Texas Project was owned as a tenancy in common among Texas Genco and three other co-owners, with each owner retaining its undivided ownership interest in the two generating units and the electrical output from those units. Texas Genco was severally liable, but not jointly liable, for the expenses and liabilities of the South Texas Project. Texas Genco and the three other co-owners organized the STP Nuclear Operating Company (STPNOC) to operate and maintain the South Texas Project. STPNOC was managed by a board of directors comprised of one director appointed by each of the four co-owners, along with the chief executive officer of STPNOC. Texas Genco's share of direct expenses of the South Texas Project was included in discontinued operations in the Statements of Consolidated Operations. As of December 31, 2004, Texas Genco's total utility plant for the South Texas Project was \$436 million (net of \$2.3 billion accumulated depreciation, which includes an impairment loss recorded in 1999 of \$745 million). As of December 31, 2004, Texas Genco's investment in nuclear fuel was \$34 million (net of \$334 million amortization). These assets were included in non-current assets of discontinued operations in the Consolidated Balance Sheets.

(4) Regulatory Matters

(a) Recovery of True-Up Balance

The Texas Electric Choice Plan (Texas electric restructuring law), which became effective in September 1999, substantially amended the regulatory structure governing electric utilities in order to allow retail competition for electric customers beginning in January 2002. The Texas electric restructuring law requires the Texas Utility Commission to conduct a "true-up" proceeding to determine CenterPoint Houston's stranded costs and certain other costs resulting from the transition to a competitive retail electric market and to provide for its recovery of those costs. In March 2004, CenterPoint Houston filed its true-up application with the Texas Utility Commission, requesting recovery of \$3.7 billion, excluding interest. In December 2004, the Texas Utility Commission issued its final order (True-Up Order) allowing CenterPoint Houston to recover a true-up balance of approximately \$2.3 billion, which included interest through August 31, 2004, and providing for adjustment of the amount to be recovered to include interest on the balance until recovery, the principal portion of additional excess mitigation credits returned to customers after August 31, 2004 and certain other matters. CenterPoint Houston and other parties filed appeals of the True-Up Order to a district court in Travis County, Texas. In August 2005, the court issued its final judgment on the various appeals. In its judgment, the court affirmed most aspects of the True-Up Order, but reversed two of the Texas Utility Commission's rulings. The judgment would have the effect of restoring approximately \$650 million, plus interest, of the \$1.7 billion the Texas Utility Commission had disallowed from CenterPoint Houston's initial request. First, the court reversed the Texas Utility Commission's decision to prohibit CenterPoint Houston from recovering \$180 million in credits through August 2004 that CenterPoint Houston was ordered to provide to retail electric providers as a result of an inaccurate stranded cost estimate made by the Texas Utility Commission in 2000. Additional credits of approximately \$30 million were paid after August 2004. Second, the court reversed the Texas Utility Commission's disallowance of \$440 million in transition costs which are recoverable under the Texas Utility Commission's regulations. CenterPoint Houston and other parties appealed the district court decisions. Briefs have been filed with the 3rd Court of Appeals in Austin but oral argument has not yet been scheduled. No amounts related to the court's judgment have been recorded in the consolidated financial statements.

Among the issues raised in CenterPoint Houston's appeal of the True-Up Order is the Texas Utility Commission's reduction of CenterPoint Houston's stranded cost recovery by approximately \$146 million for the present value of certain deferred tax benefits associated with its former Texas Genco assets. Such reduction was considered in the Company's recording of an after-tax extraordinary loss of \$977 million in the last half of 2004. The Company believes that the Texas Utility Commission based its order on proposed

CENTERPOINT ENERGY, INC. AND SUBSIDIARIES

NOTES TO CONSOLIDATED FINANCIAL STATEMENTS — (Continued)

regulations issued by the Internal Revenue Service (IRS) in March 2003 related to those tax benefits. Those proposed regulations would have allowed utilities which were deregulated before March 4, 2003 to make a retroactive election to pass the benefits of Accumulated Deferred Investment Tax Credits (ADITC) and Excess Deferred Federal Income Taxes back to customers. However, in December 2005, the IRS withdrew those proposed normalization regulations and issued new proposed regulations that do not include the provision allowing a retroactive election to pass the tax benefits back to customers. If the December 2005 proposed regulations become effective and if the Texas Utility Commission's order on this issue is not reversed on appeal or the amount of the tax benefits is not otherwise restored by the Texas Utility Commission, the IRS is likely to consider that a "normalization violation" has occurred. If so, the IRS could require the Company to pay an amount equal to CenterPoint Houston's unamortized ADITC balance as of the date that the normalization violation was deemed to have occurred. In addition, if a normalization violation is deemed to have occurred, the IRS could also deny CenterPoint Houston the ability to elect accelerated depreciation benefits. If a normalization violation should ultimately be found to exist, it could have an adverse impact on the Company's results of operations, financial condition and cash flows. However, the Company and CenterPoint Houston are vigorously pursuing the appeal of this issue and will seek other relief from the Texas Utility Commission to avoid a normalization violation. The Texas Utility Commission has not previously required a company subject to its jurisdiction to take action that would result in a normalization violation.

There are two ways for CenterPoint Houston to recover the true-up balance: by issuing transition bonds to securitize the amounts due and/or by implementing a competition transition charge (CTC). Pursuant to a financing order issued by the Texas Utility Commission in March 2005 and affirmed in all respects in August 2005 by the same Travis County District Court considering the appeal of the True-Up Order, in December 2005 a subsidiary of CenterPoint Houston issued \$1.85 billion in transition bonds with interest rates ranging from 4.84 percent to 5.30 percent and final maturity dates ranging from February 2011 to August 2020. Through issuance of the transition bonds, CenterPoint Houston recovered approximately \$1.7 billion of the true-up balance determined in the True-Up Order plus interest through the date on which the bonds were issued.

In July 2005, CenterPoint Houston received an order from the Texas Utility Commission allowing it to implement a CTC which will collect approximately \$596 million over 14 years plus interest at an annual rate of 11.075 percent (CTC Order). The CTC Order authorizes CenterPoint Houston to impose a charge on retail electric providers to recover the portion of the true-up balance not covered by the financing order. The CTC Order also allows CenterPoint Houston to collect approximately \$24 million of rate case expenses over three years without a return through a separate tariff rider (Rider RCE). CenterPoint Houston implemented the CTC and Rider RCE effective September 13, 2005 and began recovering approximately \$620 million. During the period from September 13, 2005, the date of implementation of the CTC Order, through December 31, 2005, CenterPoint Houston recognized approximately \$21 million in CTC operating income. Certain parties appealed the CTC Order to the Travis County Court in September 2005.

Under the True-Up Order, CenterPoint Houston is allowed to recover carrying charges at 11.075 percent until the true-up balance is recovered. The rate of return is based on CenterPoint Houston's cost of capital, established in the Texas Utility Commission's final order issued in October 2001, which is derived from CenterPoint Houston's cost to finance assets (debt return) and an allowance for earnings on shareholders' investment (equity return). Consequently, in accordance with SFAS No. 92, "Regulated Enterprises — Accounting for Phase-in Plans," the rate of return has been bifurcated into a debt return component and an equity return component. CenterPoint Houston was allowed a return on the true-up balance of \$222 million in 2005. Effective September 13, 2005, the date of implementation of the CTC Order, the return on the CTC portion of the true-up balance is included in CenterPoint Houston's tariff-based revenues. The debt return of \$121 million recorded in 2005 was accrued and included in other income in the Company's Statements of Consolidated Operations. The equity return of \$101 million recorded in 2005 will be recognized in income as it is recovered in the future. As of December 31, 2005, the Company has recorded a regulatory asset of

CENTERPOINT ENERGY, INC. AND SUBSIDIARIES
NOTES TO CONSOLIDATED FINANCIAL STATEMENTS — (Continued)

\$347 million related to the debt return on its true-up balance and has not recorded an allowed equity return of \$248 million on its true-up balance because such return will be recognized as it is recovered in the future.

In January 2006, the Texas Utility Commission staff (Staff) proposed that the Texas Utility Commission adopt new rules governing the carrying charges on unrecovered true-up balances. If the Texas Utility Commission adopts the rule as the Staff proposed it and the rule is deemed to apply to CenterPoint Houston, the rule would reduce carrying costs on the unrecovered CTC balance prospectively from 11.075 percent to the utility's cost of debt.

Net income for 2005 included an after-tax extraordinary gain of \$30 million (\$0.09 per diluted share) recorded in the second quarter reflecting an adjustment to the after-tax extraordinary loss of \$977 million (\$2.72 per diluted share) recorded in the last half of 2004 to write down generation-related regulatory assets as a result of the final orders issued by the Texas Utility Commission.

(b) Final Fuel Reconciliation

The results of the Texas Utility Commission's final decision related to CenterPoint Houston's final fuel reconciliation are a component of the True-Up Order. CenterPoint Houston has appealed certain portions of the True-Up Order involving a disallowance of approximately \$67 million relating to the final fuel reconciliation in 2003 plus interest of \$10 million. A judgment was entered by a Travis County court in May 2005 affirming the Texas Utility Commission's decision. CenterPoint Houston filed an appeal to the court of appeals in June 2005. The parties have filed briefs on the issues with the court and are awaiting a decision from the court of appeals.

(c) Remand of 2001 Unbundled Cost of Service Order

The 3rd Court of Appeals in Austin has remanded to the Texas Utility Commission an issue that was decided by the Texas Utility Commission in CenterPoint Houston's 2001 unbundled cost of service proceeding. In its remand order, the court ruled that the Texas Utility Commission had failed to adequately explain its basis for its determination of certain projected costs associated with interconnection of a new merchant generating plant. The 3rd Court of Appeals in Austin ordered the Texas Utility Commission to reconsider that determination on the basis of the record that existed at the time of the Commission's original order. The Company and CenterPoint Houston believe that record is sufficient to support a determination by the Texas Utility Commission that is consistent with its original determination. However, no prediction can be made at this time as to the ultimate outcome of this matter on remand.

(d) Rate Cases

Natural Gas Distribution

Southern Gas Operations

In November 2004, Southern Gas Operations filed an application for a \$34 million base rate increase, which was subsequently adjusted downward to \$28 million, with the Arkansas Public Service Commission (APSC). In September 2005, an \$11 million rate reduction (which included a \$10 million reduction relating to depreciation rates) ordered by the APSC went into effect. The reduced depreciation rates were implemented effective October 2005. This base rate reduction and corresponding reduction in depreciation expense represent an annualized operating income reduction of \$1 million.

In April 2005, the Railroad Commission established new gas tariffs that increased Southern Gas Operations' base rate and service revenues by a combined \$2 million in the unincorporated environs of its

CENTERPOINT ENERGY, INC. AND SUBSIDIARIES
NOTES TO CONSOLIDATED FINANCIAL STATEMENTS — (Continued)

Beaumont/East Texas and South Texas Divisions. In June and August 2005, Southern Gas Operations filed requests to implement these same rates within 169 incorporated cities located in the two divisions. The proposed rates were approved or became effective by operation of law in 164 of these cities. Five municipalities denied the rate change requests within their respective jurisdictions. Southern Gas Operations has appealed the actions of these five cities to the Railroad Commission. In February 2006, Southern Gas Operations notified the Railroad Commission that it had reached a settlement with four of the five cities. If approved, the settlement will affect rates in a total of 60 cities in the South Texas Division. In addition, 19 cities where rates have already gone into effect have challenged the jurisdictional and statutory basis for implementation of the new rates within their respective jurisdictions. Southern Gas Operations has petitioned the Railroad Commission for an order declaring that the new rates have been properly established within these 19 cities. If the settlement is approved and assuming all other rate change proposals become effective, revenues from Southern Gas Operations' base rates and miscellaneous service charges would increase by an additional \$17 million annually. Currently, approximately \$15 million of this expected annual increase is in effect in the incorporated areas of Southern Gas Operations' Beaumont/East Texas and South Texas Divisions.

In October 2005, Southern Gas Operations filed requests with the Louisiana Public Service Commission (LPSC) for approximately \$2 million in base rate increases for its South Louisiana service territory and approximately \$2 million in base rate reductions for its North Louisiana service territory in accordance with the Rate Stabilization Plans in its tariffs. These base rate changes became effective on January 2, 2006 in accordance with the tariffs and are subject to review and possible adjustment by the staff of the LPSC. Southern Gas Operations is unable to predict when the LPSC staff may conclude its review or what adjustments, if any, the staff may recommend.

In December 2005, Southern Gas Operations filed a request with the Mississippi Public Service Commission (MPSC) for approximately \$1 million in miscellaneous service charges (e.g., charges to connect service, charges for returned checks, etc.) in its Mississippi service territory. This request was approved in the first quarter of 2006.

In addition, in January and February 2006, Southern Gas Operations filed requests with the MPSC for approximately \$3 million in base rate increases in its Mississippi service territory in accordance with the Automatic Rate Adjustment Mechanism provisions in its tariffs and an additional \$2 million in surcharges to recover system restoration expenses incurred following hurricane Katrina. Both requests are being reviewed by the MPSC staff with a decision expected in the first quarter of 2006.

Minnesota Gas

In June 2005, the Minnesota Public Utilities Commission (MPUC) approved a settlement which increased Minnesota Gas' base rates by approximately \$9 million annually. An interim rate increase of approximately \$17 million had been implemented in October 2004. Substantially all of the excess amounts collected in interim rates over those approved in the final settlement were refunded to customers in the third quarter of 2005.

In November 2005, Minnesota Gas filed a request with the MPUC to increase annual rates by approximately \$41 million. In December 2005, the MPUC approved an interim rate increase of approximately \$35 million that was implemented January 1, 2006. Any excess of amounts collected under the interim rates over the amounts approved in final rates is subject to refund to customers. A decision by the MPUC is expected in the third quarter of 2006.

In December 2004, the MPUC opened an investigation to determine whether Minnesota Gas' practices regarding restoring natural gas service during the period between October 15 and April 15 (Cold Weather Period) are in compliance with the MPUC's Cold Weather Rule (CWR), which governs disconnection and

CENTERPOINT ENERGY, INC. AND SUBSIDIARIES

NOTES TO CONSOLIDATED FINANCIAL STATEMENTS — (Continued)

reconnection of customers during the Cold Weather Period. The Minnesota Office of the Attorney General (OAG) issued its report alleging Minnesota Gas has violated the CWR and recommended a \$5 million penalty. Minnesota Gas and the OAG have reached an agreement on procedures to be followed for the current Cold Weather Period which began on October 15, 2005. In addition, in June 2005, CERC was named in a suit filed in the United States District Court, District of Minnesota on behalf of a purported class of customers who allege that Minnesota Gas' conduct under the CWR was in violation of the law. Minnesota Gas is in settlement discussions regarding both the OAG's action and the action on behalf of the purported class.

Electric Transmission & Distribution

The Texas Utility Commission requires each electric utility to file an annual Earnings Report providing certain information to enable the Texas Utility Commission to monitor the electric utilities' earnings and financial condition within the state. In May 2005, CenterPoint Houston filed its Earnings Report for the calendar year ended December 31, 2004. CenterPoint Houston's Earnings Report shows that it earned less than its authorized rate of return on equity in 2004.

In October 2005, the Staff filed a memorandum summarizing its review of the Earnings Reports filed by electric utilities. Based on its review, the Staff concluded that continuation of CenterPoint Houston's rates could result in excess retail transmission and distribution revenues of as much as \$105 million and excess wholesale transmission revenues of as much as \$31 million annually and recommended that the Texas Utility Commission initiate a review of the reasonableness of existing rates. The Staff's analysis was based on a 9.60 percent cost of equity, which is 165 basis points lower than the approved return on equity from CenterPoint Houston's last rate proceeding, the elimination of interest on debt that matured in November 2005 and certain other adjustments to CenterPoint Houston's reported information. Additionally, a hypothetical capital structure of 60 percent debt and 40 percent equity was used which varies materially from the actual capital structure of CenterPoint Houston as of December 31, 2005 of approximately 50 percent debt and 50 percent equity.

In December 2005, the Texas Utility Commission considered the Staff report and agreed to initiate a rate proceeding concerning the reasonableness of CenterPoint Houston's existing rates for transmission and distribution service and to require CenterPoint Houston to make a filing by April 15, 2006 to justify or change those rates.

(e) City of Tyler, Texas Dispute

In July 2002, the City of Tyler, Texas, asserted that Southern Gas Operations had overcharged residential and small commercial customers in that city for gas costs under supply agreements in effect since 1992. That dispute was referred to the Railroad Commission by agreement of the parties for a determination of whether Southern Gas Operations has properly charged and collected for gas service to its residential and commercial customers in its Tyler distribution system in accordance with lawful filed tariffs during the period beginning November 1, 1992, and ending October 31, 2002. In December 2004, the Railroad Commission conducted a hearing on the matter. In May 2005, the Railroad Commission issued a final order finding that the Company had complied with its tariffs, acted prudently in entering into its gas supply contracts, and prudently managed those contracts. In August 2005, the City of Tyler appealed this order to the Court of Appeals.

(f) City of Houston Franchise

CenterPoint Houston holds non-exclusive franchises from the incorporated municipalities in its service territory. In exchange for payment of fees, these franchises give CenterPoint Houston the right to use the streets and public rights-of-way of these municipalities to construct, operate and maintain its transmission and distribution system and to use that system to conduct its electric delivery business and for other purposes that

CENTERPOINT ENERGY, INC. AND SUBSIDIARIES

NOTES TO CONSOLIDATED FINANCIAL STATEMENTS — (Continued)

the franchises permit. The terms of the franchises, with various expiration dates, typically range from 5 to 50 years.

In June 2005, CenterPoint Houston accepted an ordinance granting it a new 30-year franchise to use the public rights-of-way to conduct its business in the City of Houston (New Franchise Ordinance). The New Franchise Ordinance took effect on July 1, 2005, and replaced the prior electricity franchise ordinance, which had been in effect since 1957. The New Franchise Ordinance clarifies certain operational obligations of CenterPoint Houston and the City of Houston and provides for streamlined payment and audit procedures and a two-year statute of limitations on claims for underpayment or overpayment under the ordinance. Under the prior electricity franchise ordinance, CenterPoint Houston paid annual franchise fees of \$76.6 million to the City of Houston for the year ended December 31, 2004. For the twelve-month period beginning July 1, 2005, the annual franchise fee (Annual Franchise Fee) under the New Franchise Ordinance will include a base amount of \$88.1 million (Base Amount) and an additional payment of \$8.5 million (Additional Amount). The Base Amount and the Additional Amount will be adjusted annually based on the increase, if any, in kWh delivered by CenterPoint Houston within the City of Houston.

CenterPoint Houston began paying the new annual franchise fees on July 1, 2005. Pursuant to the New Franchise Ordinance, the Annual Franchise Fee will be reduced prospectively to reflect any portion of the Annual Franchise Fee that is not included in CenterPoint Houston's base rates in any subsequent rate case.

(g) Settlement of FERC Audit

In June 2005, CenterPoint Energy Gas Transmission Company (CEGT), a subsidiary of CERC Corp., received an Order from the FERC accepting the terms of a settlement agreed upon by CEGT with the Staff of the FERC's Office of Market Oversight and Investigations (OMOI). The settlement brought to a conclusion an investigation of CEGT initiated by OMOI in August 2003. Among other things, the investigation involved a comprehensive review of CEGT's relationship with its marketing affiliates and compliance with various FERC record-keeping and reporting requirements covering the period from January 1, 2001 through September 22, 2004.

OMOI Staff took the position that some of CEGT's actions resulted in a limited number of violations of the FERC's affiliate regulations or were in violation of certain record-keeping and administrative requirements. OMOI did not find any systematic violations of its rules governing communications or other relationships among affiliates.

The settlement included two remedies: a payment of a \$270,000 civil penalty and the execution of a compliance plan, applicable to both CEGT and CenterPoint Energy-Mississippi River Transmission Corporation (MRT). The compliance plan consists of a detailed set of Implementation Procedures that will facilitate compliance with the FERC's Order No. 2004, the Standards of Conduct, which regulate behavior between regulated entities and their affiliates. The Company does not believe the compliance plan will have any material effect on CEGT's or MRT's ability to conduct their business.

(5) Derivative Instruments

The Company is exposed to various market risks. These risks arise from transactions entered into in the normal course of business. The Company utilizes derivative financial instruments such as physical forward contracts, swaps and options (Energy Derivatives) to mitigate the impact of changes in its natural gas businesses on its operating results and cash flows.

(a) Non-Trading Activities

Cash Flow Hedges. During 2005, hedge ineffectiveness was a loss of \$2 million from derivatives that qualify for and are designated as cash flow hedges. No component of the derivative instruments' gain or loss

CENTERPOINT ENERGY, INC. AND SUBSIDIARIES

NOTES TO CONSOLIDATED FINANCIAL STATEMENTS — (Continued)

was excluded from the assessment of effectiveness. If it becomes probable that an anticipated transaction will not occur, the Company realizes in net income the deferred gains and losses recognized in accumulated other comprehensive loss. Once the anticipated transaction occurs, the accumulated deferred gain or loss recognized in accumulated other comprehensive loss is reclassified and included in the Company's Statements of Consolidated Operations under the caption "Natural Gas." Cash flows resulting from these transactions in non-trading energy derivatives are included in the Statements of Consolidated Cash Flows in the same category as the item being hedged. As of December 31, 2005, the Company expects \$10 million in accumulated other comprehensive income to be reclassified as a decrease in Natural Gas expense during the next twelve months.

The maximum length of time the Company is hedging its exposure to the variability in future cash flows on existing financial instruments is primarily two years with a limited amount of exposure up to ten years. The Company's policy is not to exceed ten years in hedging its exposure.

Other Derivative Financial Instruments. The Company also has natural gas contracts that are derivatives which are not hedged and are accounted for on a mark-to-market basis with changes in fair value reported through earnings. Load following services that the Company offers its natural gas customers create an inherent tendency for the Company to be either long or short natural gas supplies relative to customer purchase commitments. The Company measures and values all of its volumetric imbalances on a real-time basis to minimize its exposure to commodity price and volume risk. The Company does not engage in proprietary or speculative commodity trading. Unhedged positions are accounted for by adjusting the carrying amount of the contracts to market and recognizing any gain or loss in operating income, net. During 2005, the Company recognized net gains related to unhedged positions amounting to \$8 million. As of December 31, 2004 and 2005, the Company had recorded short-term risk management assets of \$4 million and \$28 million, respectively, and short-term risk management liabilities of \$5 million and \$25 million, respectively, included in other current assets and other current liabilities, respectively.

A portion of CenterPoint Energy Services, Inc.'s (CES) activities include entering into transactions for the physical purchase, transportation and sale of natural gas at different locations (physical contracts). CES attempts to mitigate basis risk associated with these activities by entering into financial derivative contracts (financial contracts or financial basis swaps) to address market price volatility between the purchase and sale delivery points that can occur over the term of the physical contracts. The underlying physical contracts are accounted for on an accrual basis with all associated earnings not recognized until the time of actual physical delivery. The timing of the earnings impacts for the financial contracts differs from the physical contracts because the financial contracts meet the definition of a derivative under SFAS No. 133 and are recorded at fair value as of each reporting balance sheet date with changes in value reported through earnings. Changes in prices between the delivery points (basis spreads) can and do vary daily resulting in changes to the fair value of the financial contracts. However, the economic intent of the financial contracts is to fix the actual net difference in the natural gas pricing at the different locations for the associated physical purchase and sale contracts throughout the life of the physical contracts and thus, when combined with the physical contracts' terms, provide an expected fixed gross margin on the physical contracts that will ultimately be recognized in earnings at the time of actual delivery of the natural gas. As of December 31, 2005, the mark-to-market value of the financial contracts described above reflected an unrealized loss of \$1 million; however, the underlying expected fixed gross margin associated with delivery under the physical contracts combined with the price risk management provided through the financial contracts is expected to offset the unrealized loss. As described above, over the term of these financial contracts, the quarterly reported mark-to-market changes in value may vary significantly and the associated unrealized gains and losses will be reflected in CES' earnings.

CES also sells physical gas and basis to its end-use customers who desire to lock in a future spread between a specific location and Henry Hub (NYMEX). As a result, CES incurs exposure to commodity basis risk related to these transactions, which it attempts to mitigate by buying offsetting financial basis swaps.

CENTERPOINT ENERGY, INC. AND SUBSIDIARIES

NOTES TO CONSOLIDATED FINANCIAL STATEMENTS — (Continued)

Under SFAS No. 133, CES records at fair value and marks-to-market the financial basis swaps as of each reporting balance sheet date with changes in value reported through earnings. However, the associated physical sales contracts are accounted for using the accrual basis, whereby earnings impacts are not recognized until the time of actual physical delivery. Although the timing of earnings recognition for the financial basis swaps differs from the physical contracts, the economic intent of the financial basis swaps is to fix the basis spread over the life of the physical contracts to an amount substantially the same as the portion of the basis spread pricing included in the physical contracts. In so doing, over the period that the financial basis swaps and related physical contracts are outstanding, actual cumulative earnings impacts for changes in the basis spread should be minimal, even though from a timing perspective there could be fluctuations in unrealized gains or losses associated with the changes in fair value recorded for the financial basis swaps. The cumulative earnings impact from the financial basis swaps recognized each reporting period is expected to be offset by the value realized when the related physical sales occur. As of December 31, 2005, the mark-to-market value of the financial basis swaps reflected an unrealized loss of \$3 million.

Interest Rate Swaps. During 2002, the Company settled forward-starting interest rate swaps having an aggregate notional amount of \$1.5 billion at a cost of \$156 million, which was recorded in other comprehensive loss and is being amortized into interest expense over the five-year life of the designated fixed-rate debt. Amortization of amounts deferred in accumulated other comprehensive loss for 2003, 2004 and 2005, was \$12 million, \$25 million and \$31 million, respectively.

Embedded Derivative. The Company's 3.75% and 2.875% convertible senior notes contain contingent interest provisions. The contingent interest component is an embedded derivative as defined by SFAS No. 133, and accordingly, must be split from the host instrument and recorded at fair value on the balance sheet. The value of the contingent interest components was not material at issuance or at December 31, 2005.

(b) Credit Risks

In addition to the risk associated with price movements, credit risk is also inherent in the Company's non-trading derivative activities. Credit risk relates to the risk of loss resulting from non-performance of contractual obligations by a counterparty. The following table shows the composition of the non-trading derivative assets of the Company as of December 31, 2004 and 2005 (in millions):

	December 31, 2004		December 31, 2005	
	Investment Grade(1)(2)	Total	Investment Grade(1)(2)	Total
Energy marketers	\$10	\$17	\$ 24	\$ 25
Financial institutions	50	50	208	208
Other	1	1	—	2
Total	<u>\$61</u>	<u>\$68</u>	<u>\$232</u>	<u>\$235</u>

(1) "Investment grade" is primarily determined using publicly available credit ratings along with the consideration of credit support (such as parent company guarantees) and collateral, which encompass cash and standby letters of credit.

(2) For unrated counterparties, the Company performs financial statement analysis, considering contractual rights and restrictions and collateral, to create a synthetic credit rating.

(c) General Policy

The Company has established a Risk Oversight Committee composed of corporate and business segment officers that oversees all commodity price and credit risk activities, including the Company's trading,

CENTERPOINT ENERGY, INC. AND SUBSIDIARIES
NOTES TO CONSOLIDATED FINANCIAL STATEMENTS — (Continued)

marketing, risk management services and hedging activities. The committee's duties are to establish the Company's commodity risk policies, allocate risk capital within limits established by the Company's board of directors, approve trading of new products and commodities, monitor risk positions and ensure compliance with the Company's risk management policies and procedures and trading limits established by the Company's board of directors.

The Company's policies prohibit the use of leveraged financial instruments. A leveraged financial instrument, for this purpose, is a transaction involving a derivative whose financial impact will be based on an amount other than the notional amount or volume of the instrument.

(6) Indexed Debt Securities (ZENS) and Time Warner Securities

(a) Original Investment in Time Warner Securities

In 1995, the Company sold a cable television subsidiary to Time Warner Inc. (TW) and received TW convertible preferred stock (TW Preferred) as partial consideration. On July 6, 1999, the Company converted its 11 million shares of TW Preferred into 45.8 million shares of TW common stock (TW Common). The Company currently owns 21.6 million shares of TW Common. Unrealized gains and losses resulting from changes in the market value of the TW Common are recorded in the Company's Statements of Consolidated Operations.

(b) ZENS

In September 1999, the Company issued its 2.0% Zero-Premium Exchangeable Subordinated Notes due 2029 (ZENS) having an original principal amount of \$1.0 billion. ZENS are exchangeable for cash equal to the market value of a specified number of shares of TW common. The Company pays interest on the ZENS at an annual rate of 2% plus the amount of any quarterly cash dividends paid in respect of the shares of TW Common attributable to the ZENS. The principal amount of ZENS is subject to being increased or decreased to the extent that the annual yield from interest and cash dividends on the reference shares of TW Common is less than or more than 2.309%. At December 31, 2005, ZENS having an original principal amount of \$840 million and a contingent principal amount of \$851 million were outstanding and were exchangeable, at the option of the holders, for cash equal to 95% of the market value of 21.6 million shares of TW Common deemed to be attributable to the ZENS. At December 31, 2005, the market value of such shares was approximately \$377 million, which would provide an exchange amount of \$427 for each \$1,000 original principal amount of ZENS. At maturity, the holders of the ZENS will receive in cash the higher of the original principal amount of the ZENS (subject to adjustment as discussed above) or an amount based on the then-current market value of TW Common, or other securities distributed with respect to TW Common.

In 2002, holders of approximately 16% of the 17.2 million ZENS originally issued exercised their right to exchange their ZENS for cash, resulting in aggregate cash payments by CenterPoint Energy of approximately \$45 million. Exchanges of ZENS subsequent to 2002 aggregate less than one percent of ZENS originally issued.

A subsidiary of the Company owns shares of TW Common and elected to liquidate a portion of such holdings to facilitate the Company's making the cash payments for the ZENS exchanged in 2002 through 2004. In connection with the exchanges, the Company received net proceeds of approximately \$43 million from the liquidation of approximately 4.1 million shares of TW Common at an average price of \$10.56 per share. The Company now holds 21.6 million shares of TW Common which are classified as trading securities under SFAS No. 115 and are expected to be held to facilitate the Company's ability to meet its obligation under the ZENS.

Upon adoption of SFAS No. 133 effective January 1, 2001, the ZENS obligation was bifurcated into a debt component and a derivative component (the holder's option to receive the appreciated value of

CENTERPOINT ENERGY, INC. AND SUBSIDIARIES

NOTES TO CONSOLIDATED FINANCIAL STATEMENTS — (Continued)

TW Common at maturity). The derivative component was valued at fair value and determined the initial carrying value assigned to the debt component (\$121 million) as the difference between the original principal amount of the ZENS (\$1 billion) and the fair value of the derivative component at issuance (\$879 million). Effective January 1, 2001 the debt component was recorded at its accreted amount of \$122 million and the derivative component was recorded at its fair value of \$788 million, as a current liability. Subsequently, the debt component accretes through interest charges at 17.5% annually up to the minimum amount payable upon maturity of the ZENS in 2029 (approximately \$913 million assuming no dividends are paid on the TW Common subsequent to 2005) which reflects exchanges and adjustments to maintain a 2.309% annual yield, as discussed above. Changes in the fair value of the derivative component are recorded in the Company's Statements of Consolidated Operations. During 2003, 2004 and 2005, the Company recorded a gain (loss) of \$106 million, \$31 million and \$(44) million, respectively, on the Company's investment in TW Common. During 2003, 2004 and 2005, the Company recorded a gain (loss) of \$(96) million, \$(20) million and \$49 million, respectively, associated with the fair value of the derivative component of the ZENS obligation. Changes in the fair value of the TW Common held by the Company are expected to substantially offset changes in the fair value of the derivative component of the ZENS.

The following table sets forth summarized financial information regarding the Company's investment in TW common and the Company's ZENS obligation (in millions):

	<u>TW Investment</u>	<u>Debt Component of ZENS</u>	<u>Derivative Component of ZENS</u>
Balance at December 31, 2002.....	\$284	\$104	\$225
Accretion of debt component of ZENS	—	1	—
Loss on indexed debt securities	—	—	96
Gain on TW Common	<u>106</u>	—	—
Balance at December 31, 2003.....	390	105	321
Accretion of debt component of ZENS	—	2	—
Loss on indexed debt securities	—	—	20
Gain on TW Common	<u>31</u>	—	—
Balance at December 31, 2004.....	421	107	341
Accretion of debt component of ZENS	—	2	—
Gain on indexed debt securities	—	—	(49)
Loss on TW Common.....	<u>(44)</u>	—	—
Balance at December 31, 2005.....	<u>\$377</u>	<u>\$109</u>	<u>\$292</u>

(7) Equity

(a) Capital Stock

CenterPoint Energy has 1,020,000,000 authorized shares of capital stock, comprised of 1,000,000,000 shares of \$0.01 par value common stock and 20,000,000 shares of \$0.01 par value preferred stock.

(b) Shareholder Rights Plan

The Company has a Shareholder Rights Plan that states that each share of its common stock includes one associated preference stock purchase right (Right) which entitles the registered holder to purchase from the Company a unit consisting of one-thousandth of a share of Series A Preference Stock. The Rights, which

CENTERPOINT ENERGY, INC. AND SUBSIDIARIES
NOTES TO CONSOLIDATED FINANCIAL STATEMENTS — (Continued)

expire on December 11, 2011, are exercisable upon some events involving the acquisition of 20% or more of the Company's outstanding common stock. Upon the occurrence of such an event, each Right entitles the holder to receive common stock with a current market price equal to two times the exercise price of the Right. At anytime prior to becoming exercisable, the Company may repurchase the Rights at a price of \$0.005 per Right. There are 700,000 shares of Series A Preference Stock reserved for issuance upon exercise of the Rights.

(8) Long-term Debt and Receivables Facility

	<u>December 31, 2004</u>		<u>December 31, 2005</u>	
	<u>Long-Term</u>	<u>Current(1)</u>	<u>Long-Term</u>	<u>Current(1)</u>
	(In millions)			
Long-term debt:				
CenterPoint Energy:				
ZENS(2)	\$ —	\$ 107	\$ —	\$109
Senior notes 5.875% to 7.25% due 2008 to 2015	600	—	600	—
Convertible senior notes 2.875% to 3.75% due 2023 to 2024	830	—	830	—
Pollution control bonds 5.60% to 6.70% due 2012 to 2027(3)	151	—	151	—
Pollution control bonds 4.70% to 8.00% due 2011 to 2030(4)	1,046	—	1,046	—
Bank loans and commercial paper due 2006 to 2010(5) ..	239	—	3	—
Junior subordinated debentures payable to affiliate 8.257% due 2037(6)	103	—	103	—
CenterPoint Houston:				
First mortgage bonds 9.15% due 2021	102	—	102	—
Term loan, LIBOR plus 9.75%(7)	—	1,310	—	—
General mortgage bonds 5.60% to 6.95% due 2013 to 2033	1,262	—	1,262	—
Pollution control bonds 3.625% to 5.60% due 2012 to 2027(8)	229	—	229	—
Series 2001-1 Transition Bonds 3.84% to 5.63% due 2006 to 2013	629	47	575	54
Series A Transition Bonds 4.84% to 5.30% due 2006 to 2019	—	—	1,832	19
CERC Corp.:				
Convertible subordinated debentures 6.00% due 2012 ..	69	6	63	6
Senior notes 5.95% to 8.90% due 2006 to 2014	1,923	325	1,772	148
Junior subordinated debentures payable to affiliate 6.25% due 2026(6)	6	—	—	—
Other	5	41	2	3
Unamortized discount and premium(9)	(1)	—	(2)	—
Total long-term debt	<u>\$7,193</u>	<u>\$1,836</u>	<u>\$8,568</u>	<u>\$339</u>

CENTERPOINT ENERGY, INC. AND SUBSIDIARIES
NOTES TO CONSOLIDATED FINANCIAL STATEMENTS — (Continued)

- (1) Includes amounts due, exchangeable or scheduled to be paid within one year of the date noted.
- (2) Upon adoption of SFAS No. 133 effective January 1, 2001, the Company's ZENS obligation was bifurcated into a debt component and an embedded derivative component. For additional information regarding ZENS, see Note 6(b). As ZENS are exchangeable for cash at any time at the option of the holders, these notes are classified as a current portion of long-term debt.
- (3) These series of debt are secured by first mortgage bonds of CenterPoint Houston.
- (4) \$527 million of these series of debt is secured by general mortgage bonds of CenterPoint Houston.
- (5) Classified as long-term debt because the termination dates of the facilities under which the funds were borrowed are more than one year from the date noted.
- (6) The junior subordinated debentures were issued to subsidiary trusts in connection with the issuance by those trusts of preferred securities. The trust preferred securities were deconsolidated effective December 31, 2003 pursuant to the adoption of FIN 46. This resulted in the junior subordinated debentures held by the trusts being reported as long-term debt.
- (7) London inter-bank offered rate (LIBOR) had a minimum rate of 3% under the terms of this debt. This term loan was secured by general mortgage bonds of CenterPoint Houston.
- (8) These series of debt are secured by general mortgage bonds of CenterPoint Houston.
- (9) Debt acquired in business acquisitions is adjusted to fair market value as of the acquisition date. Included in long-term debt is additional unamortized premium related to fair value adjustments of long-term debt of \$5 million at both December 31, 2004 and 2005, which is being amortized over the respective remaining term of the related long-term debt.

(a) Long-term Debt

Revolving Credit Facilities. In March 2005, the Company replaced its \$750 million revolving credit facility with a \$1 billion five-year revolving credit facility. Borrowings may be made under the facility at LIBOR plus 87.5 basis points based on current credit ratings. An additional utilization fee of 12.5 basis points applies to borrowings whenever more than 50% of the facility is utilized. Changes in credit ratings could lower or raise the increment to LIBOR depending on whether ratings improved or were lowered. As of December 31, 2005, borrowings of \$3 million in commercial paper were backstopped by the revolving credit facility and \$27 million in letters of credit were outstanding under the revolving credit facility.

Also, in March 2005, CenterPoint Houston established a \$200 million five-year revolving credit facility. Borrowings may be made under the facility at LIBOR plus 75 basis points based on CenterPoint Houston's current credit ratings. An additional utilization fee of 12.5 basis points applies to borrowings whenever more than 50% of the facility is utilized. Changes in credit ratings could lower or raise the increment to LIBOR depending on whether ratings improved or were lowered. As of December 31, 2005, there were \$4 million in letters of credit outstanding under the revolving credit facility.

In June 2005, CERC Corp. replaced its \$250 million three-year revolving credit facility with a \$400 million five-year revolving credit facility. Borrowings under this facility may be made at LIBOR plus 55 basis points, including the facility fee, based on current credit ratings. An additional utilization fee of 10 basis points applies to borrowings whenever more than 50% of the facility is utilized. Changes in credit ratings could lower or raise the increment to LIBOR depending on whether ratings improved or were lowered. As of December 31, 2005, such credit facility was not utilized.

The bank facilities contain various business and financial covenants with which the borrowers were in compliance as of December 31, 2005. CenterPoint Houston's credit facility limits CenterPoint Houston's debt, excluding transition bonds, as a percentage of its total capitalization to 68 percent. CERC Corp.'s bank facility and its receivables facility limit CERC's debt as a percentage of its total capitalization to 65 percent.

CENTERPOINT ENERGY, INC. AND SUBSIDIARIES
NOTES TO CONSOLIDATED FINANCIAL STATEMENTS — (Continued)

Transition Bonds. Pursuant to a financing order issued by the Texas Utility Commission in March 2005 and affirmed in all respects in August 2005 by the same Travis County District Court considering the appeal of the True-Up Order, in December 2005 a subsidiary of CenterPoint Houston issued \$1.85 billion in transition bonds with interest rates ranging from 4.84 percent to 5.30 percent and final maturity dates ranging from February 2011 to August 2020. Scheduled payment dates range from August 2006 to August 2019. Through issuance of the transition bonds, CenterPoint Houston recovered approximately \$1.7 billion of the true-up balance determined in the True-Up Order plus interest through the date on which the bonds were issued. The proceeds received from the issuance of the transition bonds were used to repay CenterPoint Houston's \$1.3 billion credit facility, which was utilized in November 2005 to repay CenterPoint Houston's \$1.3 billion term loan upon its maturity.

Convertible Debt. On May 19, 2003, the Company issued \$575 million aggregate principal amount of convertible senior notes due May 15, 2023 with an interest rate of 3.75%. Holders may convert each of their notes into shares of CenterPoint Energy common stock, initially at a conversion rate of 86.3558 shares of common stock per \$1,000 principal amount of notes at any time prior to maturity, under the following circumstances: (1) if the last reported sale price of CenterPoint Energy common stock for at least 20 trading days during the period of 30 consecutive trading days ending on the last trading day of the previous calendar quarter is greater than or equal to 120% or, following May 15, 2008, 110% of the conversion price per share of CenterPoint Energy common stock on such last trading day, (2) if the notes have been called for redemption, (3) during any period in which the credit ratings assigned to the notes by both Moody's Investors Service, Inc. (Moody's) and Standard & Poor's Ratings Services (S&P), a division of The McGraw-Hill Companies, are lower than Ba2 and BB, respectively, or the notes are no longer rated by at least one of these ratings services or their successors, or (4) upon the occurrence of specified corporate transactions, including the distribution to all holders of CenterPoint Energy common stock of certain rights entitling them to purchase shares of CenterPoint Energy common stock at less than the last reported sale price of a share of CenterPoint Energy common stock on the trading day prior to the declaration date of the distribution or the distribution to all holders of CenterPoint Energy common stock of the Company's assets, debt securities or certain rights to purchase the Company's securities, which distribution has a per share value exceeding 15% of the last reported sale price of a share of CenterPoint Energy common stock on the trading day immediately preceding the declaration date for such distribution. Holders have the right to require the Company to purchase all or any portion of the notes for cash on May 15, 2008, May 15, 2013 and May 15, 2018 for a purchase price equal to 100% of the principal amount of the notes. The convertible senior notes also have a contingent interest feature requiring contingent interest to be paid to holders of notes commencing on or after May 15, 2008, in the event that the average trading price of a note for the applicable five-trading-day period equals or exceeds 120% of the principal amount of the note as of the day immediately preceding the first day of the applicable six-month interest period. For any six-month period, contingent interest will be equal to 0.25% of the average trading price of the note for the applicable five-trading-day period.

In August 2005, the Company accepted for exchange approximately \$572 million aggregate principal amount of its 3.75% convertible senior notes due 2023 (Old Notes) for an equal amount of its new 3.75% convertible senior notes due 2023 (New Notes). Old Notes of approximately \$3 million remain outstanding. The Company commenced the exchange offer in response to the guidance set forth in EITF Issue No. 04-8, "Accounting Issues Related to Certain Features of Contingently Convertible Debt and the Effect on Diluted Earnings Per Share" (EITF 04-8). Under that guidance, because settlement of the principal portion of the New Notes will be made in cash rather than stock, the exchange of New Notes for Old Notes will allow the Company to exclude the portion of the conversion value of the New Notes attributable to their principal amount from its computation of diluted earnings per share from continuing operations. See Note 12 for the impact on diluted earnings per share related to these securities. The Company determined that the New Notes did not have substantially different terms than the Old Notes, and thus, in accordance with EITF Issue No. 96-19 "Debtor's Accounting for a Modification or Exchange of Debt Instruments", the exchange

CENTERPOINT ENERGY, INC. AND SUBSIDIARIES
NOTES TO CONSOLIDATED FINANCIAL STATEMENTS — (Continued)

transaction was accounted for as a modification of the original instrument and not as an extinguishment of debt. Accordingly, a new effective interest rate was determined based on the carrying amount of the original debt instrument and the revised cash flows, and the recorded discount will be amortized as an adjustment to interest expense in future periods.

On December 17, 2003, the Company issued \$255 million aggregate principal amount of convertible senior notes due January 15, 2024 with an interest rate of 2.875%. Holders may convert each of their notes into shares of CenterPoint Energy common stock, initially at a conversion rate of 78.064 shares of common stock per \$1,000 principal amount of notes at any time prior to maturity, under the following circumstances: (1) if the last reported sale price of CenterPoint Energy common stock for at least 20 trading days during the period of 30 consecutive trading days ending on the last trading day of the previous calendar quarter is greater than or equal to 120% of the conversion price per share of CenterPoint Energy common stock on such last trading day, (2) if the notes have been called for redemption, (3) during any period in which the credit ratings assigned to the notes by both Moody's and S&P are lower than Ba2 and BB, respectively, or the notes are no longer rated by at least one of these ratings services or their successors, or (4) upon the occurrence of specified corporate transactions, including the distribution to all holders of CenterPoint Energy common stock of certain rights entitling them to purchase shares of CenterPoint Energy common stock at less than the last reported sale price of a share of CenterPoint Energy common stock on the trading day prior to the declaration date of the distribution or the distribution to all holders of CenterPoint Energy common stock of the Company's assets, debt securities or certain rights to purchase the Company's securities, which distribution has a per share value exceeding 15% of the last reported sale price of a share of CenterPoint Energy common stock on the trading day immediately preceding the declaration date for such distribution. Under the original terms of these convertible senior notes, CenterPoint Energy could elect to satisfy part or all of its conversion obligation by delivering cash in lieu of shares of CenterPoint Energy. On December 13, 2004, the Company entered into a supplemental indenture with respect to these convertible senior notes in order to eliminate its right to settle the conversion of the notes solely in shares of its common stock. Holders have the right to require the Company to purchase all or any portion of the notes for cash on January 15, 2007, January 15, 2012 and January 15, 2017 for a purchase price equal to 100% of the principal amount of the notes. The convertible senior notes also have a contingent interest feature requiring contingent interest to be paid to holders of notes commencing on or after January 15, 2007, in the event that the average trading price of a note for the applicable five-trading-day period equals or exceeds 120% of the principal amount of the note as of the day immediately preceding the first day of the applicable six-month interest period. For any six-month period, contingent interest will be equal to 0.25% of the average trading price of the note for the applicable five-trading-day period.

Junior Subordinated Debentures (Trust Preferred Securities). In February 1997, a Delaware statutory business trust created by CenterPoint Energy (HL&P Capital Trust II) issued to the public \$100 million aggregate amount of capital securities. The trust used the proceeds of the offering to purchase junior subordinated debentures issued by CenterPoint Energy having an interest rate and maturity date that correspond to the distribution rate and the mandatory redemption date of the capital securities. The amount of outstanding junior subordinated debentures discussed above was included in long-term debt as of December 31, 2004 and 2005.

The junior subordinated debentures are the trust's sole assets and their entire operations. CenterPoint Energy considers its obligations under the Amended and Restated Declaration of Trust, Indenture, Guaranty Agreement and, where applicable, Agreement as to Expenses and Liabilities, relating to the capital securities, taken together, to constitute a full and unconditional guarantee by CenterPoint Energy of the trust's obligations with respect to the capital securities.

The capital securities are mandatorily redeemable upon the repayment of the related series of junior subordinated debentures at their stated maturity or earlier redemption. Subject to some limitations, CenterPoint Energy has the option of deferring payments of interest on the junior subordinated debentures.

CENTERPOINT ENERGY, INC. AND SUBSIDIARIES
NOTES TO CONSOLIDATED FINANCIAL STATEMENTS — (Continued)

During any deferral or event of default, CenterPoint Energy may not pay dividends on its capital stock. As of December 31, 2005, no interest payments on the junior subordinated debentures had been deferred.

The outstanding aggregate liquidation amount, distribution rate and mandatory redemption date of the capital securities of the trust described above and the identity and similar terms of the related series of junior subordinated debentures are as follows:

<u>Trust</u>	<u>Aggregate Liquidation Amounts as of December 31,</u>		<u>Distribution Rate/ Interest Rate</u>	<u>Mandatory Redemption Date/ Maturity Date</u>	<u>Junior Subordinated Debentures</u>
	<u>2004</u>	<u>2005</u>			
	(In millions)				
HL&P Capital Trust II	\$100	\$100	8.257%	February 2037	8.257% Junior Subordinated Deferrable Interest Debentures Series B

In June 1996, a Delaware statutory business trust created by CERC Corp. (CERC Trust) issued \$173 million aggregate amount of convertible preferred securities to the public. CERC Trust used the proceeds of the offering to purchase convertible junior subordinated debentures issued by CERC Corp. having an interest rate and maturity date that correspond to the distribution rate and mandatory redemption date of the convertible preferred securities. The convertible junior subordinated debentures represented CERC Trust's sole asset and its entire operations. The \$6 million of outstanding junior subordinated debentures was included in long-term debt as of December 31, 2004. The convertible preferred securities and the related convertible junior subordinated debentures were redeemed on August 1, 2005.

Maturities. The Company's maturities of long-term debt (including scheduled payments on transition bonds), capital leases and sinking fund requirements, excluding the ZENS obligation, are \$230 million in 2006, \$153 million in 2007, \$666 million in 2008, \$181 million in 2009 and \$400 million in 2010.

Liens. As of December 31, 2005, CenterPoint Houston's assets were subject to liens securing approximately \$253 million of first mortgage bonds. Sinking or improvement fund and replacement fund requirements on the first mortgage bonds may be satisfied by certification of property additions. Sinking fund and replacement fund requirements for 2003, 2004 and 2005 have been satisfied by certification of property additions. The replacement fund requirement to be satisfied in 2006 is approximately \$151 million, and the sinking fund requirement to be satisfied in 2006 is approximately \$3 million. The Company expects CenterPoint Houston to meet these 2006 obligations by certification of property additions. As of December 31, 2005, CenterPoint Houston's assets were also subject to liens securing approximately \$2.0 billion of general mortgage bonds which are junior to the liens of the first mortgage bonds.

(b) Receivables Facility

In January 2006, CERC's \$250 million receivables facility, which was temporarily increased to \$375 million for the period from January 2006 to June 2006 to provide additional liquidity to CERC during the peak heating season of 2006, was extended to January 2007. As of December 31, 2005, CERC had \$141 million of advances under its receivables facility.

Advances under the receivables facility averaged \$100 million, \$190 million and \$166 million in 2003, 2004 and 2005, respectively. Sales of receivables were approximately \$1.2 billion, \$2.4 billion and \$2.0 billion in 2003, 2004 and 2005, respectively.

CENTERPOINT ENERGY, INC. AND SUBSIDIARIES
NOTES TO CONSOLIDATED FINANCIAL STATEMENTS — (Continued)

(9) Income Taxes

The Company's current and deferred components of income tax expense (benefit) were as follows:

	<u>Year Ended December 31,</u>		
	<u>2003</u>	<u>2004</u>	<u>2005</u>
	(In millions)		
Current:			
Federal	\$(301)	\$(130)	\$(74)
State	<u>5</u>	<u>11</u>	<u>2</u>
Total current	<u>(296)</u>	<u>(119)</u>	<u>(72)</u>
Deferred:			
Federal	487	264	208
State	<u>14</u>	<u>(6)</u>	<u>17</u>
Total deferred	<u>501</u>	<u>258</u>	<u>225</u>
Income tax expense	<u>\$ 205</u>	<u>\$ 139</u>	<u>\$153</u>

A reconciliation of the federal statutory income tax rate to the effective income tax rate is as follows:

	<u>Year Ended December 31,</u>		
	<u>2003</u>	<u>2004</u>	<u>2005</u>
	(In millions)		
Income from continuing operations before income taxes and extraordinary item	\$614	\$344	\$378
Federal statutory rate	<u>35%</u>	<u>35%</u>	<u>35%</u>
Income taxes at statutory rate	<u>215</u>	<u>120</u>	<u>132</u>
Net addition (reduction) in taxes resulting from:			
State income taxes, net of valuation allowances and federal income tax benefit	12	3	13
Amortization of investment tax credit	(8)	(8)	(8)
Excess deferred taxes	(4)	(4)	(3)
Deferred tax asset write-off	—	19	—
Increase in tax reserve	—	7	32
Other, net	<u>(10)</u>	<u>2</u>	<u>(13)</u>
Total	<u>(10)</u>	<u>19</u>	<u>21</u>
Income tax expense	<u>\$205</u>	<u>\$139</u>	<u>\$153</u>
Effective rate	33.4%	40.4%	40.6%

CENTERPOINT ENERGY, INC. AND SUBSIDIARIES
NOTES TO CONSOLIDATED FINANCIAL STATEMENTS — (Continued)

Following are the Company's tax effects of temporary differences between the carrying amounts of assets and liabilities in the financial statements and their respective tax bases:

	December 31,	
	2004	2005
	(In millions)	
Deferred tax assets:		
Current:		
Allowance for doubtful accounts	\$ 13	\$ 20
Regulatory liabilities	79	—
Non-trading derivative assets, net	28	16
Total current deferred tax assets	120	36
Non-current:		
Loss carryforwards	30	26
Deferred gas costs	69	59
Other	98	102
Total non-current deferred tax assets before valuation allowance	197	187
Valuation allowance	(20)	(21)
Total non-current deferred tax assets	177	166
Total deferred tax assets, net	297	202
Deferred tax liabilities:		
Current:		
Unrealized gain on indexed debt securities	287	348
Unrealized gain on Time Warner investments	94	73
Total current deferred tax liabilities	381	421
Non-current:		
Depreciation	1,709	1,432
Regulatory assets, net	748	1,076
Employee benefits	38	52
Other	97	80
Total non-current deferred tax liabilities	2,592	2,640
Total deferred tax liabilities	2,973	3,061
Accumulated deferred income taxes, net	\$2,676	\$2,859

Tax Attribute Carryforwards. Based on returns filed the Company has \$239 million of state net operating loss carryforwards. The losses are available to offset future state taxable income through the year 2024. Substantially all of the state loss carryforwards will expire between 2012 and 2020. A valuation allowance has been established against approximately 58% of the state net operating loss carryforwards.

The valuation allowance reflects a net decrease of \$53 million in 2004 and an increase of \$1 million in 2005. The net changes resulted from a reassessment of the Company's ability to use federal capital loss and state net operating loss carryforwards in 2004 and state net operating loss carryforwards, in 2005.

CENTERPOINT ENERGY, INC. AND SUBSIDIARIES
NOTES TO CONSOLIDATED FINANCIAL STATEMENTS — (Continued)

Tax Refunds. In 2004, the Company received a refund from the IRS of \$163 million, related to the carryback of the federal tax net operating loss generated in 2003.

Tax Contingencies. CenterPoint Energy's consolidated federal income tax returns have been audited and settled through the 1996 tax year.

In the audits of the 1997 through 2003 tax years, the IRS disallowed all deductions for original issue discount (OID) and interest paid relating to the Company's 2.0% ZENS, due 2029, and the 7% Automatic Common Exchange Securities (ACES), redeemed in 1999. It is the contention of the IRS that (1) those instruments, in combination with the Company's long position in TW Common, constitute a straddle under Section 1092 and 246 of the Internal Revenue Code of 1986, as amended and (2) the indebtedness underlying those instruments was incurred to carry the TW Common. If the IRS prevails on both of those positions, none of the OID and interest paid on the ZENS and ACES would be currently deductible but would instead be added to the Company's basis in the TW Common it holds. The capitalization of OID and interest to the TW Common basis would have the effect of recharacterizing ordinary interest deductions to capital losses or reduced capital gains.

The Company's ability to realize the tax benefit of future capital losses, if any, from the sale of the 21.6 million shares of TW Common currently held will depend on the timing of those sales, the value of TW Common stock when sold, and the extent of any other capital gains and losses.

Although the Company is protesting the disallowance of the ZENS and ACES OID and interest paid, reserves have been established for the tax and interest on this issue totaling \$79 million and \$121 million as of December 31, 2004 and 2005, respectively. The Company has also established reserves for other significant tax items including issues relating to prior acquisitions and dispositions of business operations and certain positions taken with respect to state tax filings. The total amount reserved for the other tax items is approximately \$74 million and \$60 million as of December 31, 2004 and 2005, respectively.

(10) Commitments and Contingencies

(a) Fuel Commitments

Fuel commitments include natural gas contracts related to the Company's natural gas distribution and competitive natural gas sales and services operations, which have various quantity requirements and durations that are not classified as non-trading derivatives assets and liabilities in the Company's Consolidated Balance Sheets as of December 31, 2005 as these contracts meet the SFAS No. 133 exception to be classified as "normal purchases contracts" or do not meet the definition of a derivative. Minimum payment obligations for natural gas supply contracts are approximately \$858 million in 2006, \$375 million in 2007, \$53 million in 2008, \$4 million in 2009, \$3 million in 2010 and \$23 million in 2011 and thereafter.

CENTERPOINT ENERGY, INC. AND SUBSIDIARIES

NOTES TO CONSOLIDATED FINANCIAL STATEMENTS — (Continued)

(b) Lease Commitments

The following table sets forth information concerning the Company's obligations under non-cancelable long-term operating leases at December 31, 2005, which primarily consist of rental agreements for building space, data processing equipment and vehicles (in millions):

2006	\$20
2007	18
2008	14
2009	7
2010	4
2011 and beyond	<u>22</u>
Total	<u>\$85</u>

Total lease expense for all operating leases was \$35 million, \$32 million and \$37 million during 2003, 2004 and 2005, respectively.

(c) Capital Commitments

In October 2005, CEGT signed a firm transportation agreement with XTO Energy to transport 600 million cubic feet (MMcf) per day of natural gas from Carthage, Texas to CEGT's Perryville hub in Northeast Louisiana. To accommodate this transaction, CEGT is in the process of filing applications for certificates with the FERC to build a 172 mile, 42-inch diameter pipeline, and related compression facilities at an estimated cost of \$400 million. The final capacity of the pipeline will be between 960 MMcf per day and 1.24 billion cubic feet per day. CEGT expects to have firm contracts for the full capacity of the pipeline prior to its expected in service date in early 2007. During the four year period subsequent to the in service date of the pipeline, XTO can request, and subject to mutual negotiations that meet specific financial parameters, CEGT would construct a 67 mile extension from CEGT's Perryville hub to an interconnect with Texas Eastern Gas Transmission at Union Church, Mississippi.

(d) Legal, Environmental and Other Regulatory Matters

Legal Matters

RRI Indemnified Litigation

The Company, CenterPoint Houston or their predecessor, Reliant Energy, and certain of their former subsidiaries are named as defendants in several lawsuits described below. Under a master separation agreement between the Company and RRI, the Company and its subsidiaries are entitled to be indemnified by RRI for any losses, including attorneys' fees and other costs, arising out of the lawsuits described below under *Electricity and Gas Market Manipulation Cases* and *Other Class Action Lawsuits*. Pursuant to the indemnification obligation, RRI is defending the Company and its subsidiaries to the extent named in these lawsuits. The ultimate outcome of these matters cannot be predicted at this time.

Electricity and Gas Market Manipulation Cases. A large number of lawsuits have been filed against numerous market participants and remain pending in federal court in California, Nevada and Kansas and in California state court in connection with the operation of the electricity and natural gas markets in California and certain other western states in 2000-2001, a time of power shortages and significant increases in prices. These lawsuits, many of which have been filed as class actions, are based on a number of legal theories, including violation of state and federal antitrust laws, laws against unfair and unlawful business practices, the federal Racketeer Influenced Corrupt Organization Act, false claims statutes and similar theories and

CENTERPOINT ENERGY, INC. AND SUBSIDIARIES
NOTES TO CONSOLIDATED FINANCIAL STATEMENTS — (Continued)

breaches of contracts to supply power to governmental entities. Plaintiffs in these lawsuits, which include state officials and governmental entities as well as private litigants, are seeking a variety of forms of relief, including recovery of compensatory damages (in some cases in excess of \$1 billion), a trebling of compensatory damages and punitive damages, injunctive relief, restitution, interest due, disgorgement, civil penalties and fines, costs of suit, attorneys' fees and divestiture of assets. The Company's former subsidiary, RRI, was a participant in the California markets, owning generating plants in the state and participating in both electricity and natural gas trading in that state and in western power markets generally.

The Company or its predecessor, Reliant Energy, has been named in approximately 30 of these lawsuits, which were instituted between 2001 and 2005 and are pending in California state court in San Diego County and in federal district courts in San Francisco, San Diego, Los Angeles, Fresno, Sacramento, San Jose, Kansas and Nevada and before the Ninth Circuit Court of Appeals. However, the Company, CenterPoint Houston and Reliant Energy were not participants in the electricity or natural gas markets in California. The Company and Reliant Energy have been dismissed from certain of the lawsuits, either voluntarily by the plaintiffs or by order of the court, and the Company believes it is not a proper defendant in the remaining cases and will continue to seek dismissal from such remaining cases.

To date, several of the electricity complaints have been dismissed, and several of the dismissals have been affirmed by appellate courts. Others have been resolved by the settlement described in the following paragraph. Four of the gas complaints have also been dismissed based on defendants' claims of federal preemption and the filed rate doctrine, and these dismissals have been appealed. In June 2005, a San Diego state court refused to dismiss other gas complaints on the same basis. The other gas cases remain in the early procedural stages.

On August 12, 2005, RRI reached a settlement with the states of California, Washington and Oregon, California's three largest investor-owned utilities, classes of consumers from California and other western states, and a number of California city and county government entities that resolves their claims against RRI related to the operation of the electricity markets in California and certain other western states in 2000-2001. The settlement also resolves the claims of the states and the investor-owned utilities related to the 2000-2001 natural gas markets. The settlement has been approved by the FERC and by the California Public Utilities Commission, and now must be approved by the courts in which the class action cases are pending. This approval is expected in the second quarter of 2006. The Company is not a party to the settlement, but may rely on the settlement as a defense to any claims brought against it related to the time when the Company was an affiliate of RRI. The terms of the settlement do not require payment by the Company.

Other Class Action Lawsuits. A number of class action lawsuits filed in 2002 on behalf of purchasers of securities of RRI and/or Reliant Energy were consolidated in federal district court in Houston. The consolidated complaint named RRI, certain of its current and former executive officers, Reliant Energy, the underwriters of the initial public offering of RRI's common stock in May 2001 (RRI Offering), and RRI's and Reliant Energy's independent auditors as defendants. The complaint sought monetary relief on behalf of purchasers of common stock of Reliant Energy or RRI during certain time periods ranging from February 2000 to May 2002, and purchasers of common stock that could be traced to the RRI Offering. The plaintiffs alleged, among other things, that the defendants misrepresented revenues and trading volumes by engaging in round-trip trades and improperly accounted for certain structured transactions as cash-flow hedges, which resulted in earnings from these transactions being accounted for as future earnings rather than being accounted for as earnings in fiscal year 2001. In July 2005, the parties announced that they had reached agreement on a settlement of this matter, and in January 2006, following a hearing, the trial judge approved that settlement and dismissed this matter. The terms of the settlement do not require payment by the Company.

In May 2002, three class action lawsuits were filed in federal district court in Houston on behalf of participants in various employee benefits plans sponsored by the Company. Two of the lawsuits were dismissed

CENTERPOINT ENERGY, INC. AND SUBSIDIARIES
NOTES TO CONSOLIDATED FINANCIAL STATEMENTS — (Continued)

without prejudice. In the remaining lawsuit, the Company and certain current and former members of its benefits committee are defendants. That lawsuit alleged that the defendants breached their fiduciary duties to various employee benefits plans, directly or indirectly sponsored by the Company, in violation of the Employee Retirement Income Security Act of 1974 by permitting the plans to purchase or hold securities issued by the Company when it was imprudent to do so, including after the prices for such securities became artificially inflated because of alleged securities fraud engaged in by the defendants. The complaint sought monetary damages for losses suffered on behalf of the plans and a putative class of plan participants whose accounts held CenterPoint Energy or RRI securities, as well as restitution. In January 2006, the federal district judge granted a motion for summary judgment filed by the Company and the individual defendants. The plaintiffs have filed an appeal of the ruling to the Fifth Circuit Court of Appeals. The Company believes that this lawsuit is without merit and will continue to vigorously defend the case. However, the ultimate outcome of this matter cannot be predicted at this time.

Other Legal Matters

Texas Antitrust Actions. In July 2003, Texas Commercial Energy filed in federal court in Corpus Christi, Texas a lawsuit against Reliant Energy, the Company and CenterPoint Houston, as successors to Reliant Energy, Genco LP, RRI, Reliant Energy Solutions, LLC, several other RRI subsidiaries and a number of other participants in the Electric Reliability Council of Texas (ERCOT) power market. The plaintiff, a retail electricity provider with the ERCOT market, alleged that the defendants conspired to illegally fix and artificially increase the price of electricity in violation of state and federal antitrust laws and committed fraud and negligent misrepresentation. The lawsuit sought damages in excess of \$500 million, exemplary damages, treble damages, interest, costs of suit and attorneys' fees. The plaintiff's principal allegations had previously been investigated by the Texas Utility Commission and found to be without merit. In June 2004, the federal court dismissed the plaintiff's claims and the plaintiff appealed to the U.S. Fifth Circuit Court of Appeals, which affirmed the dismissal. The plaintiff then sought review by the U.S. Supreme Court in a petition for certiorari which was denied. Thus, this matter has now been finally resolved in favor of the defendants.

In February 2005, Utility Choice Electric filed in federal court in Houston, Texas a lawsuit against the Company, CenterPoint Houston, CenterPoint Energy Gas Services, Inc., CenterPoint Energy Alternative Fuels, Inc., Genco LP and a number of other participants in the ERCOT power market. The plaintiff, a retail electricity provider in the ERCOT market, alleged that the defendants conspired to illegally fix and artificially increase the price of electricity in violation of state and federal antitrust laws, intentionally interfered with prospective business relationships and contracts, and committed fraud and negligent misrepresentation. The plaintiff's principal allegations had previously been investigated by the Texas Utility Commission and found to be without merit. In December 2005, the district court judge granted the defendants' motion to dismiss the complaint. Subsequently, a settlement was reached under which the CenterPoint Energy entities have been fully released from all claims without the payment of any settlement amount by the Company.

Municipal Franchise Fee Lawsuits. In February 1996, the cities of Wharton, Galveston and Pasadena (Three Cities) filed suit in state district court in Harris County, Texas for themselves and a proposed class of all similarly situated cities in Reliant Energy's electric service area, against Reliant Energy and Houston Industries Finance, Inc. (formerly a wholly owned subsidiary of the Company's predecessor, Reliant Energy) alleging underpayment of municipal franchise fees. After a jury trial involving the Three Cities' claims (but not the class of cities), and a subsequent appeal, a state court of appeals in Houston rendered an opinion that the Three Cities should take nothing by their claims. The Texas Supreme Court declined further review. Thus, the Three Cities' claims have been finally resolved in the Company's favor. Individual claims of the remaining 45 cities were filed in the state district court and remain pending before that same court. Other than the City of Houston nonsuiting its claim in February 2006, there has been no activity on these claims since the Texas Supreme Court declined further review of the Three Cities' claims. The Company does not expect the

CENTERPOINT ENERGY, INC. AND SUBSIDIARIES
NOTES TO CONSOLIDATED FINANCIAL STATEMENTS — (Continued)

outcome of the remaining claims to have a material impact on its financial condition, results of operations or cash flows.

Natural Gas Measurement Lawsuits. CERC Corp. and certain of its subsidiaries are defendants in a suit filed in 1997 under the Federal False Claims Act alleging mismeasurement of natural gas produced from federal and Indian lands. The suit seeks undisclosed damages, along with statutory penalties, interest, costs, and fees. The complaint is part of a larger series of complaints filed against 77 natural gas pipelines and their subsidiaries and affiliates. An earlier single action making substantially similar allegations against the pipelines was dismissed by the federal district court for the District of Columbia on grounds of improper joinder and lack of jurisdiction. As a result, the various individual complaints were filed in numerous courts throughout the country. This case has been consolidated, together with the other similar False Claims Act cases, in the federal district court in Cheyenne, Wyoming.

In addition, CERC Corp. and certain of its subsidiaries are defendants in two mismeasurement lawsuits brought against approximately 245 pipeline companies and their affiliates pending in state court in Stevens County, Kansas. In one case (originally filed in May 1999 and amended four times), the plaintiffs purport to represent a class of royalty owners who allege that the defendants have engaged in systematic mismeasurement of the volume of natural gas for more than 25 years. The plaintiffs amended their petition in this suit in July 2003 in response to an order from the judge denying certification of the plaintiffs' alleged class. In the amendment the plaintiffs dismissed their claims against certain defendants (including two CERC subsidiaries), limited the scope of the class of plaintiffs they purport to represent and eliminated previously asserted claims based on mismeasurement of the Btu content of the gas. The same plaintiffs then filed a second lawsuit, again as representatives of a class of royalty owners, in which they assert their claims that the defendants have engaged in systematic mismeasurement of the Btu content of natural gas for more than 25 years. In both lawsuits, the plaintiffs seek compensatory damages, along with statutory penalties, treble damages, interest, costs and fees. CERC and its subsidiaries believe that there has been no systematic mismeasurement of gas and that the suits are without merit. CERC does not expect the ultimate outcome to have a material impact on the financial condition, results of operations or cash flows of either the Company or CERC.

Gas Cost Recovery Litigation. In October 2002, a suit was filed in state district court in Wharton County, Texas against the Company, CERC, Entex Gas Marketing Company, and certain non-affiliated companies alleging fraud, violations of the Texas Deceptive Trade Practices Act, violations of the Texas Utilities Code, civil conspiracy and violations of the Texas Free Enterprise and Antitrust Act with respect to rates charged to certain consumers of natural gas in the State of Texas. Subsequently, the plaintiffs added as defendants CenterPoint Energy Marketing Inc., CenterPoint Energy Gas Transmission Company, United Gas, Inc., Louisiana Unit Gas Transmission Company, CenterPoint Energy Pipeline Services, Inc., and CenterPoint Energy Trading and Transportation Group, Inc., all of which are subsidiaries of the Company. The plaintiffs alleged that defendants inflated the prices charged to certain consumers of natural gas. In February 2003, a similar suit was filed in state court in Caddo Parish, Louisiana against CERC with respect to rates charged to a purported class of certain consumers of natural gas and gas service in the State of Louisiana. In February 2004, another suit was filed in state court in Calcasieu Parish, Louisiana against CERC seeking to recover alleged overcharges for gas or gas services allegedly provided by Southern Gas Operations to a purported class of certain consumers of natural gas and gas service without advance approval by the Louisiana Public Service Commission (LPSC). In October 2004, a similar case was filed in district court in Miller County, Arkansas against the Company, CERC, Entex Gas Marketing Company, CenterPoint Energy Gas Transmission Company, CenterPoint Energy Field Services, CenterPoint Energy Pipeline Services, Inc., Mississippi River Transmission Corp. and other non-affiliated companies alleging fraud, unjust enrichment and civil conspiracy with respect to rates charged to certain consumers of natural gas in at least the states of Arkansas, Louisiana, Mississippi, Oklahoma and Texas. At the time of the filing of each of the Caddo and Calcasieu Parish cases, the plaintiffs in those cases filed petitions with the LPSC relating to the same alleged

CENTERPOINT ENERGY, INC. AND SUBSIDIARIES

NOTES TO CONSOLIDATED FINANCIAL STATEMENTS — (Continued)

rate overcharges. The Caddo and Calcasieu Parish cases have been stayed pending the resolution of the respective proceedings by the LPSC. The plaintiffs in the Miller County case seek class certification, but the proposed class has not been certified. In February 2005, the Wharton County case was removed to federal district court in Houston, Texas, and in March 2005, the plaintiffs voluntarily moved to dismiss the case and agreed not to refile the claims asserted unless the Miller County case is not certified as a class action or is later decertified. The range of relief sought by the plaintiffs in these cases includes injunctive and declaratory relief, restitution for the alleged overcharges, exemplary damages or trebling of actual damages, civil penalties and attorney's fees. In these cases, the Company, CERC and their affiliates deny that they have overcharged any of their customers for natural gas and believe that the amounts recovered for purchased gas have been in accordance with what is permitted by state regulatory authorities. The allegations in these cases are similar to those asserted in the City of Tyler proceeding described in Note 4(e). The Company and CERC do not expect the outcome of these matters to have a material impact on the financial condition, results of operations or cash flows of either the Company or CERC.

Pipeline Safety Compliance. Pursuant to an order from the Minnesota Office of Pipeline Safety, CERC substantially completed removal of certain non-code-compliant components from a portion of its distribution system by December 2, 2005. The components were installed by a predecessor company, which was not affiliated with CERC during the period in which the components were installed. In November 2005, Minnesota Gas filed a request with the MPUC to recover the capitalized expenditures (approximately \$39 million) and related expenses, together with a return on and of the capitalized portion through rates.

Minnesota Cold Weather Rule. In December 2004, the MPUC opened an investigation to determine whether Minnesota Gas' practices regarding restoring natural gas service during the period between October 15 and April 15 (Cold Weather Period) are in compliance with the MPUC's Cold Weather Rule (CWR), which governs disconnection and reconnection of customers during the Cold Weather Period. The Minnesota Office of the Attorney General (OAG) issued its report alleging Minnesota Gas has violated the CWR and recommended a \$5 million penalty. Minnesota Gas and the OAG have reached an agreement on procedures to be followed for the current Cold Weather Period which began on October 15, 2005. In addition, in June 2005, CERC was named in a suit filed in the United States District Court, District of Minnesota on behalf of a purported class of customers who allege that Minnesota Gas' conduct under the CWR was in violation of the law. Minnesota Gas is in settlement discussions regarding both the OAG's action and the action on behalf of the purported class. The Company and CERC do not expect the outcome of this matter to have a material impact on the financial condition, results of operations or cash flows of either the Company or CERC.

Environmental Matters

Hydrocarbon Contamination. CERC Corp. and certain of its subsidiaries are among the defendants in lawsuits filed beginning in August 2001 in Caddo Parish and Bossier Parish, Louisiana. The suits allege that, at some unspecified date prior to 1985, the defendants allowed or caused hydrocarbon or chemical contamination of the Wilcox Aquifer, which lies beneath property owned or leased by certain of the defendants and which is the sole or primary drinking water aquifer in the area. The primary source of the contamination is alleged by the plaintiffs to be a gas processing facility in Haughton, Bossier Parish, Louisiana known as the "Sligo Facility," which was formerly operated by a predecessor in interest of CERC Corp. This facility was purportedly used for gathering natural gas from surrounding wells, separating liquid hydrocarbons from the natural gas for marketing, and transmission of natural gas for distribution.

Beginning about 1985, the predecessors of certain CERC Corp. defendants engaged in a voluntary remediation of any subsurface contamination of the groundwater below the property they owned or leased. This work has been done in conjunction with and under the direction of the Louisiana Department of Environmental Quality. The plaintiffs seek monetary damages for alleged damage to the aquifer underlying their property, unspecified alleged personal injuries, alleged fear of cancer, alleged property damage or

CENTERPOINT ENERGY, INC. AND SUBSIDIARIES

NOTES TO CONSOLIDATED FINANCIAL STATEMENTS — (Continued)

diminution of value of their property, and, in addition, seek damages for trespass, punitive, and exemplary damages. The Company does not expect the ultimate cost associated with resolving this matter to have a material impact on the financial condition, results of operations or cash flows of either the Company or CERC.

Manufactured Gas Plant Sites. CERC and its predecessors operated manufactured gas plants (MGP) in the past. In Minnesota, CERC has completed remediation on two sites, other than ongoing monitoring and water treatment. There are five remaining sites in CERC's Minnesota service territory. CERC believes that it has no liability with respect to two of these sites.

At December 31, 2005, CERC had accrued \$14 million for remediation of these Minnesota sites. At December 31, 2005, the estimated range of possible remediation costs for these sites was \$4 million to \$35 million based on remediation continuing for 30 to 50 years. The cost estimates are based on studies of a site or industry average costs for remediation of sites of similar size. The actual remediation costs will be dependent upon the number of sites to be remediated, the participation of other potentially responsible parties (PRP), if any, and the remediation methods used. CERC has utilized an environmental expense tracker mechanism in its rates in Minnesota to recover estimated costs in excess of insurance recovery. As of December 31, 2005, CERC has collected \$13 million from insurance companies and rate payers to be used for future environmental remediation.

In addition to the Minnesota sites, the United States Environmental Protection Agency and other regulators have investigated MGP sites that were owned or operated by CERC or may have been owned by one of its former affiliates. CERC has been named as a defendant in two lawsuits filed in United States District Court, District of Maine and Middle District of Florida, Jacksonville Division under which contribution is sought by private parties for the cost to remediate former MGP sites based on the previous ownership of such sites by former affiliates of CERC or its divisions. CERC has also been identified as a PRP by the State of Maine for a site that is the subject of one of the lawsuits. In March 2005, the court considering the other suit for contribution granted CERC's motion to dismiss on the grounds that CERC was not an "operator" of the site as had been alleged. The plaintiff in that case has filed an appeal of the court's dismissal of CERC. The Company is investigating details regarding these sites and the range of environmental expenditures for potential remediation. However, CERC believes it is not liable as a former owner or operator of those sites under the Comprehensive Environmental, Response, Compensation and Liability Act of 1980, as amended, and applicable state statutes, and is vigorously contesting those suits and its designation as a PRP.

Mercury Contamination. The Company's pipeline and distribution operations have in the past employed elemental mercury in measuring and regulating equipment. It is possible that small amounts of mercury may have been spilled in the course of normal maintenance and replacement operations and that these spills may have contaminated the immediate area with elemental mercury. The Company has found this type of contamination at some sites in the past, and the Company has conducted remediation at these sites. It is possible that other contaminated sites may exist and that remediation costs may be incurred for these sites. Although the total amount of these costs cannot be known at this time, based on the Company's experience and that of others in the natural gas industry to date and on the current regulations regarding remediation of these sites, the Company believes that the costs of any remediation of these sites will not be material to the Company's financial condition, results of operations or cash flows.

Asbestos. Facilities owned by the Company contain or have contained asbestos insulation and other asbestos-containing materials. The Company or its subsidiaries have been named, along with numerous others, as a defendant in lawsuits filed by a large number of individuals who claim injury due to exposure to asbestos. Most claimants in such litigation have been workers who participated in construction of various industrial facilities, including power plants. Some of the claimants have worked at locations owned by the Company, but most existing claims relate to facilities previously owned by the Company's subsidiaries but currently owned by Texas Genco LLC. The Company anticipates that additional claims like those received may be asserted in

CENTERPOINT ENERGY, INC. AND SUBSIDIARIES
NOTES TO CONSOLIDATED FINANCIAL STATEMENTS — (Continued)

the future. Under the terms of the separation agreement between the Company and Texas Genco, ultimate financial responsibility for uninsured losses from claims relating to facilities transferred to Texas Genco has been assumed by Texas Genco, but under the terms of its agreement to sell Texas Genco to Texas Genco LLC, the Company has agreed to continue to defend such claims to the extent they are covered by insurance maintained by the Company, subject to reimbursement of the costs of such defense from Texas Genco LLC. Although their ultimate outcome cannot be predicted at this time, the Company intends to continue vigorously contesting claims that it does not consider to have merit and does not expect, based on its experience to date, these matters, either individually or in the aggregate, to have a material adverse effect on the Company's financial condition, results of operations or cash flows.

Other Environmental. From time to time the Company has received notices from regulatory authorities or others regarding its status as a PRP in connection with sites found to require remediation due to the presence of environmental contaminants. In addition, the Company has been named from time to time as a defendant in litigation related to such sites. Although the ultimate outcome of such matters cannot be predicted at this time, the Company does not expect, based on its experience to date, these matters, either individually or in the aggregate, to have a material adverse effect on the Company's financial condition, results of operations or cash flows.

Other Proceedings

The Company is involved in other legal, environmental, tax and regulatory proceedings before various courts, regulatory commissions and governmental agencies regarding matters arising in the ordinary course of business. Some of these proceedings involve substantial amounts. The Company's management regularly analyzes current information and, as necessary, provides accruals for probable liabilities on the eventual disposition of these matters. The Company's management does not expect the disposition of these matters to have a material adverse effect on the Company's financial condition, results of operations or cash flows.

Guarantees

Prior to CenterPoint Energy's distribution of its ownership in RRI to its shareholders, CERC had guaranteed certain contractual obligations of what became RRI's trading subsidiary. Under the terms of the separation agreement between the companies, RRI agreed to extinguish all such guarantee obligations prior to separation, but when separation occurred in September 2002, RRI had been unable to extinguish all obligations. To secure CenterPoint Energy and CERC against obligations under the remaining guarantees, RRI agreed to provide cash or letters of credit for the benefit of CERC and CenterPoint Energy, and undertook to use commercially reasonable efforts to extinguish the remaining guarantees. The Company's current exposure under the remaining guarantees relates to CERC's guarantee of the payment by RRI of demand charges related to transportation contracts with one counterparty. The demand charges are approximately \$53 million per year in 2006 through 2015, \$49 million in 2016, \$38 million in 2017 and \$13 million in 2018. As a result of changes in market conditions, CenterPoint Energy's potential exposure under that guarantee currently exceeds the security provided by RRI. CenterPoint Energy has requested RRI to increase the amount of its existing letters of credit or, in the alternative, to obtain a release of CERC's obligations under the guarantee, and CenterPoint Energy and RRI are pursuing alternatives. RRI continues to meet its obligations under the transportation contracts.

Texas Genco Matters

CenterPoint Houston, as collection agent for the nuclear decommissioning charge assessed on its transmission and distribution customers, transferred \$2.9 million in 2003 and 2004 and \$3.2 million in 2005 to trusts established to fund Texas Genco's share of the decommissioning costs for the South Texas Project. There are various investment restrictions imposed upon Texas Genco by the Texas Utility Commission and

CENTERPOINT ENERGY, INC. AND SUBSIDIARIES
NOTES TO CONSOLIDATED FINANCIAL STATEMENTS — (Continued)

the Nuclear Regulatory Commission relating to Texas Genco's nuclear decommissioning trusts. Pursuant to the provisions of both a separation agreement and the Texas Utility Commission's final order, CenterPoint Houston and Texas Genco are presently jointly administering the decommissioning funds through the Nuclear Decommissioning Trust Investment Committee. Texas Genco and CenterPoint Houston have each appointed two members to the Nuclear Decommissioning Trust Investment Committee which establishes the investment policy of the trusts and oversees the investment of the trusts' assets. As administrators of the decommissioning funds, CenterPoint Houston and Texas Genco are jointly responsible for assuring that the funds are prudently invested in a manner consistent with the rules of the Texas Utility Commission. On February 2, 2006, CenterPoint Houston and Texas Genco filed a request with the Texas Utility Commission to name Texas Genco as the sole fund administrator. Pursuant to the Texas electric restructuring law, costs associated with nuclear decommissioning that were not recovered as of January 1, 2002, will continue to be subject to cost-of-service rate regulation and will be charged to transmission and distribution customers of CenterPoint Houston or its successor.

(11) Estimated Fair Value of Financial Instruments

The fair values of cash and cash equivalents, investments in debt and equity securities classified as "available-for-sale" and "trading" in accordance with SFAS No. 115, and short-term borrowings are estimated to be approximately equivalent to carrying amounts and have been excluded from the table below. The fair values of non-trading derivative assets and liabilities are equivalent to their carrying amounts in the Consolidated Balance Sheets at December 31, 2004 and 2005 and have been determined using quoted market prices for the same or similar instruments when available or other estimation techniques (see Note 5). Therefore, these financial instruments are stated at fair value and are excluded from the table below.

	December 31, 2004		December 31, 2005	
	Carrying Amount	Fair Value	Carrying Amount	Fair Value
	(In millions)			
Financial liabilities:				
Long-term debt	\$8,913	\$9,601	\$8,794	\$9,277

CENTERPOINT ENERGY, INC. AND SUBSIDIARIES
NOTES TO CONSOLIDATED FINANCIAL STATEMENTS — (Continued)

(12) Earnings Per Share

The following table reconciles numerators and denominators of the Company's basic and diluted earnings (loss) per share calculations:

	<i>For the Year Ended December 31,</i>		
	<u>2003</u>	<u>2004</u>	<u>2005</u>
	<i>(In millions, except per share and share amounts)</i>		
Basic earnings (loss) per share calculation:			
Income from continuing operations before extraordinary item	\$ 409	\$ 205	\$ 225
Income (loss) from discontinued operations, net of tax ...	75	(133)	(3)
Extraordinary item, net of tax	<u>—</u>	<u>(977)</u>	<u>30</u>
Net income (loss)	<u>\$ 484</u>	<u>\$ (905)</u>	<u>\$ 252</u>
Weighted average shares outstanding	303,867,000	307,185,000	309,349,000
Basic earnings (loss) per share:			
Income from continuing operations before extraordinary item	\$ 1.35	\$ 0.67	\$ 0.72
Income (loss) from discontinued operations, net of tax ...	0.24	(0.43)	(0.01)
Extraordinary item, net of tax	<u>—</u>	<u>(3.18)</u>	<u>0.10</u>
Net income (loss)	<u>\$ 1.59</u>	<u>\$ (2.94)</u>	<u>\$ 0.81</u>
Diluted earnings (loss) per share calculation:			
Net income (loss)	\$ 484	\$ (905)	\$ 252
Plus: Income impact of assumed conversions:			
Interest on 3.75% contingently convertible senior notes	9	14	9
Interest on 6.25% convertible trust preferred securities ..	<u>—</u>	<u>—</u>	<u>—</u>
Total earnings effect assuming dilution	<u>\$ 493</u>	<u>\$ (891)</u>	<u>\$ 261</u>
Weighted average shares outstanding	303,867,000	307,185,000	309,349,000
Plus: Incremental shares from assumed conversions:			
Stock options(1)	851,000	1,203,000	1,241,000
Restricted stock	1,484,000	1,447,000	1,851,000
3.75% contingently convertible senior notes	30,745,000	49,655,000	33,587,000
6.25% convertible trust preferred securities	<u>18,000</u>	<u>16,000</u>	<u>—</u>
Weighted average shares assuming dilution	<u>336,965,000</u>	<u>359,506,000</u>	<u>346,028,000</u>
Diluted earnings (loss) per share:			
Income from continuing operations before extraordinary item	\$ 1.24	\$ 0.61	\$ 0.67
Income (loss) from discontinued operations, net of tax ...	0.22	(0.37)	(0.01)
Extraordinary item, net of tax	<u>—</u>	<u>(2.72)</u>	<u>0.09</u>
Net income (loss)	<u>\$ 1.46</u>	<u>\$ (2.48)</u>	<u>\$ 0.75</u>

CENTERPOINT ENERGY, INC. AND SUBSIDIARIES
NOTES TO CONSOLIDATED FINANCIAL STATEMENTS — (Continued)

(1) Options to purchase 10,106,673, 11,892,508 and 8,677,660 shares were outstanding for the years ended December 31, 2003, 2004 and 2005, respectively, but were not included in the computation of diluted earnings (loss) per share because the options' exercise price was greater than the average market price of the common shares for the respective years.

In accordance with EITF 04-8, because all of the 2.875% contingently convertible senior notes and approximately \$572 million of the 3.75% contingently convertible senior notes (subsequent to the August 2005 exchange discussed in Note 8) provide for settlement of the principal portion in cash rather than stock, the Company excludes the portion of the conversion value of these notes attributable to their principal amount from its computation of diluted earnings per share from continuing operations. The Company includes the conversion spread in the calculation of diluted earnings per share when the average market price of the Company's common stock in the respective reporting period exceeds the conversion price. The conversion prices for the 2.875% and the 3.75% contingently convertible senior notes are \$12.81 and \$11.58, respectively.

(13) Unaudited Quarterly Information

The consolidated financial statements for 2004 and 2005 have been prepared to reflect the sale of Texas Genco as described in Note 3. Accordingly, the consolidated financial statements present the Texas Genco business as discontinued operations, in accordance with SFAS No. 144.

Summarized quarterly financial data is as follows:

	Year Ended December 31, 2004			
	First Quarter	Second Quarter	Third Quarter	Fourth Quarter
	(In millions, except per share amounts)			
Revenues	\$2,402	\$1,593	\$ 1,567	\$2,437
Operating income	240	186	207	231
Income (loss) from continuing operations	29	(3)	17	162
Discontinued operations, net of tax	45	60	(259)	21
Extraordinary item, net of tax	—	—	(894)	(83)
Net income (loss)	<u>\$ 74</u>	<u>\$ 57</u>	<u>\$ (1,136)</u>	<u>\$ 100</u>
Basic earnings (loss) per share:(1)				
Income (loss) from continuing operations	\$ 0.09	\$(0.01)	\$ 0.05	\$ 0.53
Discontinued operations, net of tax	0.15	0.20	(0.84)	0.07
Extraordinary item, net of tax	—	—	(2.90)	(0.27)
Net income (loss)	<u>\$ 0.24</u>	<u>\$ 0.19</u>	<u>\$ (3.69)</u>	<u>\$ 0.33</u>
Diluted earnings (loss) per share:(1)				
Income (loss) from continuing operations	\$ 0.09	\$(0.01)	\$ 0.05	\$ 0.46
Discontinued operations, net of tax	0.13	0.20	(0.83)	0.06
Extraordinary item, net of tax	—	—	(2.88)	(0.23)
Net income (loss)	<u>\$ 0.22</u>	<u>\$ 0.19</u>	<u>\$ (3.66)</u>	<u>\$ 0.29</u>

CENTERPOINT ENERGY, INC. AND SUBSIDIARIES
NOTES TO CONSOLIDATED FINANCIAL STATEMENTS — (Continued)

	<i>Year Ended December 31, 2005</i>			
	<u>First Quarter</u>	<u>Second Quarter</u>	<u>Third Quarter</u>	<u>Fourth Quarter</u>
	(In millions, except per share amounts)			
Revenues	\$2,595	\$1,842	\$2,073	\$3,212
Operating income	276	186	225	252
Income from continuing operations	67	27	50	81
Discontinued operations, net of tax	—	(3)	—	—
Extraordinary item, net of tax	—	30	—	—
Net income	<u>\$ 67</u>	<u>\$ 54</u>	<u>\$ 50</u>	<u>\$ 81</u>
Basic earnings (loss) per share:(1)				
Income from continuing operations	\$ 0.22	\$ 0.09	\$ 0.16	\$ 0.26
Discontinued operations, net of tax	—	(0.01)	—	—
Extraordinary item, net of tax	—	0.10	—	—
Net income	<u>\$ 0.22</u>	<u>\$ 0.18</u>	<u>\$ 0.16</u>	<u>\$ 0.26</u>
Diluted earnings (loss) per share:(1)				
Income from continuing operations	\$ 0.20	\$ 0.09	\$ 0.15	\$ 0.25
Discontinued operations, net of tax	—	(0.01)	—	—
Extraordinary item, net of tax	—	0.08	—	—
Net income	<u>\$ 0.20</u>	<u>\$ 0.16</u>	<u>\$ 0.15</u>	<u>\$ 0.25</u>

(1) Quarterly earnings per common share are based on the weighted average number of shares outstanding during the quarter, and the sum of the quarters may not equal annual earnings per common share. The Company's 3.75% contingently convertible notes are not included in the calculation of diluted earnings per share during the first three quarters of 2004 as they were anti-dilutive due to lower income from continuing operations in these periods. However, the 3.75% contingently convertible notes are included in the calculation of diluted earnings per share for the fourth quarter of 2004, and the first and second quarters of 2005, as they are dilutive. In the third quarter of 2005, the Company modified approximately \$572 million of the 3.75% contingently convertible senior notes to provide for settlement of the principal portion in cash rather than stock. Accordingly, the Company excludes the portion of the conversion value of these notes and the 2.875% contingently convertible notes attributable to their principal amount from its computation of diluted earnings per share from continuing operations. The Company includes the conversion spread in the calculation of diluted earnings per share when the average market price of the Company's common stock in the respective reporting period exceeds the conversion price.

(14) Reportable Business Segments

The Company's determination of reportable business segments considers the strategic operating units under which the Company manages sales, allocates resources and assesses performance of various products and services to wholesale or retail customers in differing regulatory environments. The accounting policies of the business segments are the same as those described in the summary of significant accounting policies except that some executive benefit costs have not been allocated to business segments. The Company uses operating income as the measure of profit or loss for its business segments.

The Company's reportable business segments include the following: Electric Transmission & Distribution, Natural Gas Distribution, Competitive Natural Gas Sales and Services, Pipelines and Field Services

CENTERPOINT ENERGY, INC. AND SUBSIDIARIES

NOTES TO CONSOLIDATED FINANCIAL STATEMENTS — (Continued)

(formerly Pipelines and Gathering) and Other Operations. The electric transmission and distribution function (CenterPoint Houston) is reported in the Electric Transmission & Distribution business segment. Natural Gas Distribution consists of intrastate natural gas sales to, and natural gas transportation and distribution for, residential, commercial, industrial and institutional customers. The Company reorganized the oversight of its Natural Gas Distribution business segment and, as a result, beginning in the fourth quarter of 2005, the Company established a new reportable business segment, Competitive Natural Gas Sales and Services. Competitive Natural Gas Sales and Services represents the Company's non-rate regulated gas sales and services operations, which consist of three operational functions: wholesale, retail and intrastate pipelines. Pipelines and Field Services includes the interstate natural gas pipeline operations and the natural gas gathering and pipeline services businesses. Other Operations consists primarily of other corporate operations which support all of the Company's business operations. The Company's Latin America operations and its energy management services business, which were previously reported in the Other Operations business segment, are presented as discontinued operations within these consolidated financial statements. Additionally, the Company's generation operations, which were previously reported in the Electric Generation business segment, are presented as discontinued operations within these consolidated financial statements. All prior period segment information has been reclassified to conform to the 2005 presentation.

Long-lived assets include net property, plant and equipment, net goodwill and other intangibles and equity investments in unconsolidated subsidiaries. Intersegment sales are eliminated in consolidation.

Financial data for business segments and products and services are as follows (in millions):

	<u>Electric Transmission & Distribution</u>	<u>Natural Gas Distribution</u>	<u>Competitive Natural Gas Sales and Services</u>	<u>Pipelines and Field Services</u>	<u>Other Operations</u>	<u>Discontinued Operations</u>	<u>Reconciling Eliminations</u>	<u>Consolidated</u>
As of and for the year ended December 31, 2003:								
Revenues from external customers(1)	\$ 2,124(2)	\$3,389	\$2,017(3)	\$ 244(4)	\$ 16	\$ —	\$ —	\$ 7,790
Intersegment revenues	—	—	215	163	12	—	(390)	—
Depreciation and amortization	270	135	1	40	20	—	—	466
Operating income (loss)	1,020	157	45	158	(25)	—	—	1,355
Total assets	10,387	4,031	825	2,519	1,746	4,244	(2,291)	21,461
Expenditures for long-lived assets	218	198	1	66	14	162	—	659
As of and for the year ended December 31, 2004:								
Revenues from external customers	\$ 1,521(2)	\$3,577	\$2,593(3)	\$ 306(4)	\$ 2	\$ —	\$ —	\$ 7,999
Intersegment revenues	—	2	255	145	6	—	(408)	—
Depreciation and amortization	284	141	2	44	19	—	—	490
Operating income (loss)	494	178	44	180	(32)	—	—	864
Extraordinary item, net of tax	977	—	—	—	—	—	—	977
Total assets	8,783	4,083	964	2,637	2,794(5)	1,565	(2,730)	18,096
Expenditures for long-lived assets	235	196	1	73	25	74	—	604

CENTERPOINT ENERGY, INC. AND SUBSIDIARIES
NOTES TO CONSOLIDATED FINANCIAL STATEMENTS — (Continued)

	<u>Electric Transmission & Distribution</u>	<u>Natural Gas Distribution</u>	<u>Competitive Natural Gas Sales and Services</u>	<u>Pipelines and Field Services</u>	<u>Other Operations</u>	<u>Discontinued Operations</u>	<u>Reconciling Eliminations</u>	<u>Consolidated</u>
As of and for the year ended								
December 31, 2005:								
Revenues from external customers	\$ 1,644(2)	\$3,837	\$3,884	\$ 346	\$ 11	\$ —	\$ —	\$ 9,722
Intersegment revenues	—	9	245	147	8	—	(409)	—
Depreciation and amortization	322	152	2	45	20	—	—	541
Operating income (loss)	487	175	60	235	(18)	—	—	939
Extraordinary item, net of tax	(30)	—	—	—	—	—	—	(30)
Total assets	8,227	4,612	1,849	2,968	2,202(5)	—	(2,742)	17,116
Expenditures for long-lived assets	281	249	12	156	21	9	—	728

- (1) Revenues from external customers for the Electric Transmission & Distribution business segment include ECOM revenues of \$661 million for 2003.
- (2) Sales to subsidiaries of RRI in 2003, 2004 and 2005 represented approximately \$948 million, \$882 million and \$812 million, respectively, of CenterPoint Houston's transmission and distribution revenues.
- (3) Sales to Texas Genco in 2003 and 2004 represented approximately \$28 million and \$20 million, respectively, of the Competitive Natural Gas Sales and Services business segment's revenues from external customers. Texas Genco has been presented as discontinued operations in these consolidated financial statements.
- (4) Sales to Texas Genco in 2003 and 2004 represented approximately \$3 million and \$2 million, respectively, of the Pipelines and Field Services business segment's revenues from external customers. Texas Genco has been presented as discontinued operations in these consolidated financial statements.
- (5) Included in total assets of Other Operations as of December 31, 2004 and 2005 is a pension asset of \$610 million and \$654 million, respectively. See Note 2(o) for further discussion.

	<u>Year Ended December 31,</u>		
	<u>2003</u>	<u>2004</u>	<u>2005</u>
	(In millions)		
Revenues by Products and Services:			
Electric delivery sales	\$1,463	\$1,521	\$1,644
ECOM revenue	661	—	—
Retail gas sales	3,954	4,239	4,871
Wholesale gas sales	1,064	1,526	2,410
Gas transport	537	613	684
Energy products and services	111	100	113
Total	<u>\$7,790</u>	<u>\$7,999</u>	<u>\$9,722</u>

(15) Subsequent Event

On January 26, 2006, the Company's board of directors declared a regular quarterly cash dividend of \$0.15 per share of common stock payable on March 10, 2006, to shareholders of record as of the close of business on February 16, 2006.

Item 9. *Changes in and Disagreements with Accountants on Accounting and Financial Disclosure*

None.

Item 9A. *Controls and Procedures*

Disclosure Controls And Procedures

In accordance with Exchange Act Rules 13a-15 and 15d-15, we carried out an evaluation, under the supervision and with the participation of management, including our principal executive officer and principal financial officer, of the effectiveness of our disclosure controls and procedures as of the end of the period covered by this report. Based on that evaluation, our principal executive officer and principal financial officer concluded that our disclosure controls and procedures were effective as of December 31, 2005 to provide assurance that information required to be disclosed in our reports filed or submitted under the Exchange Act is recorded, processed, summarized and reported within the time periods specified in the Securities and Exchange Commission's rules and forms.

"Management's Annual Report on Internal Control over Financial Reporting" appears on page 118 of this annual report on Form 10-K. In December 2005, the Company determined that, during 2004 and 2005, certain transactions involving purchases and sales of natural gas among divisions within its Natural Gas Distribution and Competitive Natural Gas Sales and Services segments were not properly eliminated in the consolidated financial statements. Consequently, revenues and natural gas expenses during the year ended December 31, 2004 were each overstated by approximately \$511 million and during the nine months ended September 30, 2005 were each overstated by approximately \$402 million. Management concluded that a restatement of the 2004 consolidated financial statements and the 2005 interim consolidated financial statements was necessary to correct this error. In connection with the discovery of the error described above and the conclusion that the Company had a material weakness in its internal control over financial reporting related to ineffective controls over the process of eliminating certain interdivision purchases and sales of natural gas within its Natural Gas Distribution and Competitive Natural Gas Sales and Services segments in the consolidation process, the Company improved procedures related to the recording and reporting of purchases and sales of natural gas during the three months ended December 31, 2005, including increased review and approval controls by senior financial personnel over the personnel that prepare the accruals and enhanced analysis of the recorded activity, including ensuring that intercompany activity is properly eliminated in consolidation. Management believes these changes remediated the material weakness in internal control over financial reporting referenced above as of December 31, 2005.

MANAGEMENT'S ANNUAL REPORT ON INTERNAL CONTROL OVER FINANCIAL REPORTING

Our management is responsible for establishing and maintaining adequate internal control over financial reporting. Internal control over financial reporting is defined in Rule 13a-15(f) or 15d-15(f) promulgated under the Securities Exchange Act of 1934 as a process designed by, or under the supervision of, the company's principal executive and principal financial officers and effected by the company's board of directors, management and other personnel, to provide reasonable assurance regarding the reliability of financial reporting and the preparation of financial statements for external purposes in accordance with generally accepted accounting principles and includes those policies and procedures that:

- Pertain to the maintenance of records that in reasonable detail accurately and fairly reflect the transactions and dispositions of the assets of the company;
- Provide reasonable assurance that transactions are recorded as necessary to permit preparation of financial statements in accordance with generally accepted accounting principles, and that receipts and expenditures of the company are being made only in accordance with authorizations of management and directors of the company; and
- Provide reasonable assurance regarding prevention or timely detection of unauthorized acquisition, use or disposition of the company's assets that could have a material effect on the financial statements.

Management has designed its internal control over financial reporting to provide reasonable assurance regarding the reliability of financial reporting and the preparation of financial statements in accordance with accounting principles generally accepted in the United States of America. Management's assessment included *review and testing of both the design effectiveness and operating effectiveness of controls over all relevant assertions related to all significant accounts and disclosures in the financial statements.*

All internal control systems, no matter how well designed, have inherent limitations. Therefore, even those systems determined to be effective can provide only reasonable assurance with respect to financial statement preparation and presentation. Projections of any evaluation of effectiveness to future periods are subject to the risk that controls may become inadequate because of changes in conditions, or that the degree of compliance with the policies or procedures may deteriorate.

Under the supervision and with the participation of our management, including our principal executive officer and principal financial officer, we conducted an evaluation of the effectiveness of our internal control over financial reporting based on the framework in Internal Control — Integrated Framework issued by the Committee of Sponsoring Organizations of the Treadway Commission. Based on our evaluation under the framework in Internal Control — Integrated Framework, our management has concluded that our internal control over financial reporting was effective as of December 31, 2005.

Deloitte & Touche LLP, the Company's independent registered public accounting firm, has issued an attestation report on our management's assessment of the effectiveness of our internal control over financial reporting as of December 31, 2005 which is included herein on page 119.

REPORT OF INDEPENDENT REGISTERED PUBLIC ACCOUNTING FIRM

To the Board of Directors and Shareholders of
CenterPoint Energy, Inc.
Houston, Texas

We have audited management's assessment, included in the accompanying Management's Annual Report on Internal Control Over Financial Reporting, that CenterPoint Energy, Inc. and subsidiaries (the "Company") maintained effective internal control over financial reporting as of December 31, 2005, based on the criteria established in Internal Control — Integrated Framework issued by the Committee of Sponsoring Organizations of the Treadway Commission. The Company's management is responsible for maintaining effective internal control over financial reporting and for its assessment of the effectiveness of internal control over financial reporting. Our responsibility is to express an opinion on management's assessment and an opinion on the effectiveness of the Company's internal control over financial reporting based on our audit.

We conducted our audit in accordance with the standards of the Public Company Accounting Oversight Board (United States). Those standards require that we plan and perform the audit to obtain reasonable assurance about whether effective internal control over financial reporting was maintained in all material respects. Our audit included obtaining an understanding of internal control over financial reporting, evaluating management's assessment, testing and evaluating the design and operating effectiveness of internal control, and performing such other procedures as we considered necessary in the circumstances. We believe that our audit provides a reasonable basis for our opinions.

A company's internal control over financial reporting is a process designed by, or under the supervision of, the company's principal executive and principal financial officers, or persons performing similar functions, and effected by the company's board of directors, management, and other personnel to provide reasonable assurance regarding the reliability of financial reporting and the preparation of financial statements for external purposes in accordance with generally accepted accounting principles. A company's internal control over financial reporting includes those policies and procedures that (1) pertain to the maintenance of records that, in reasonable detail, accurately and fairly reflect the transactions and dispositions of the assets of the company; (2) provide reasonable assurance that transactions are recorded as necessary to permit preparation of financial statements in accordance with generally accepted accounting principles, and that receipts and expenditures of the company are being made only in accordance with authorizations of management and directors of the company; and (3) provide reasonable assurance regarding prevention or timely detection of unauthorized acquisition, use, or disposition of the company's assets that could have a material effect on the financial statements.

Because of the inherent limitations of internal control over financial reporting, including the possibility of collusion or improper management override of controls, material misstatements due to error or fraud may not be prevented or detected on a timely basis. Also, projections of any evaluation of the effectiveness of the internal control over financial reporting to future periods are subject to the risk that the controls may become inadequate because of changes in conditions, or that the degree of compliance with the policies or procedures may deteriorate.

In our opinion, management's assessment that the Company maintained effective internal control over financial reporting as of December 31, 2005, is fairly stated, in all material respects, based on the criteria established in Internal Control — Integrated Framework issued by the Committee of Sponsoring Organizations of the Treadway Commission. Also in our opinion, the Company maintained, in all material respects, effective internal control over financial reporting as of December 31, 2005, based on the criteria established in Internal Control — Integrated Framework issued by the Committee of Sponsoring Organizations of the Treadway Commission.

We have also audited, in accordance with the standards of the Public Company Accounting Oversight Board (United States), the consolidated financial statements as of and for the year ended December 31, 2005 of the Company and our report dated March 15, 2006 expressed an unqualified opinion on those financial statements and included an explanatory paragraph regarding the Company's adoption of a new accounting standard related to conditional asset retirement obligations.

DELOITTE & TOUCHE LLP

Houston, Texas
March 15, 2006

Item 9B. *Other Information*

None.

PART III

Item 10. *Directors and Executive Officers*

The information called for by Item 10, to the extent not set forth in "Executive Officers" in Item 1, is or will be set forth in the definitive proxy statement relating to CenterPoint Energy's 2006 annual meeting of shareholders pursuant to SEC Regulation 14A. Such definitive proxy statement relates to a meeting of shareholders involving the election of directors and the portions thereof called for by Item 10 are incorporated herein by reference pursuant to Instruction G to Form 10-K.

Item 11. *Executive Compensation*

The information called for by Item 11 is or will be set forth in the definitive proxy statement relating to CenterPoint Energy's 2006 annual meeting of shareholders pursuant to SEC Regulation 14A. Such definitive proxy statement relates to a meeting of shareholders involving the election of directors and the portions thereof called for by Item 11 are incorporated herein by reference pursuant to Instruction G to Form 10-K.

Item 12. *Security Ownership of Certain Beneficial Owners and Management and Related Stockholder Matters*

The information called for by Item 12 is or will be set forth in the definitive proxy statement relating to CenterPoint Energy's 2006 annual meeting of shareholders pursuant to SEC Regulation 14A. Such definitive proxy statement relates to a meeting of shareholders involving the election of directors and the portions thereof called for by Item 12 are incorporated herein by reference pursuant to Instruction G to Form 10-K.

Item 13. *Certain Relationships and Related Transactions*

The information called for by Item 13 is or will be set forth in the definitive proxy statement relating to CenterPoint Energy's 2006 annual meeting of shareholders pursuant to SEC Regulation 14A. Such definitive proxy statement relates to a meeting of shareholders involving the election of directors and the portions thereof called for by Item 13 are incorporated herein by reference pursuant to Instruction G to Form 10-K.

Item 14. *Principal Accountant Fees and Services*

The information called for by Item 14 is or will be set forth in the definitive proxy statement relating to CenterPoint Energy's 2006 annual meeting of shareholders pursuant to SEC Regulation 14A. Such definitive proxy statement relates to a meeting of shareholders involving the election of directors and the portions thereof called for by Item 14 are incorporated herein by reference pursuant to Instruction G to Form 10-K.

PART IV

Item 15. *Exhibits and Financial Statement Schedules*

(a)(1) Financial Statements.

Report of Independent Registered Public Accounting Firm	59
Statements of Consolidated Operations for the Three Years Ended December 31, 2005	60
Statements of Consolidated Comprehensive Income for the Three Years Ended December 31, 2005	61
Consolidated Balance Sheets at December 31, 2004 and 2005	62
Statements of Consolidated Cash Flows for the Three Years Ended December 31, 2005	63
Statements of Consolidated Shareholders' Equity for the Three Years Ended December 31, 2005	64
Notes to Consolidated Financial Statements	65

(a)(2) Financial Statement Schedules for the Three Years Ended December 31, 2005.

Report of Independent Registered Public Accounting Firm	123
I — Condensed Financial Information of CenterPoint Energy, Inc. (Parent Company)	124
II — Qualifying Valuation Accounts	130

The following schedules are omitted because of the absence of the conditions under which they are required or because the required information is included in the financial statements:

III, IV and V.

(a)(3) Exhibits.

See Index of Exhibits contained in the Company's Annual Report on Form 10-K for the year ended December 31, 2005 filed with the Securities and Exchange Commission on March 16, 2006, which can be found on the Company's website at www.centerpointenergy.com/investors and at <http://www.sec.gov/Archives/edgar/data/1130310/000095013406005252/0000950134-06-005252.txt>.

REPORT OF INDEPENDENT REGISTERED PUBLIC ACCOUNTING FIRM

To the Board of Directors and Shareholders of
CenterPoint Energy, Inc.
Houston, Texas

We have audited the consolidated financial statements of CenterPoint Energy, Inc. and subsidiaries (the "Company") as of December 31, 2005 and 2004, and for each of the three years in the period ended December 31, 2005, and have issued our report thereon dated March 15, 2006 (which report expresses an unqualified opinion and includes an explanatory paragraph relating to the Company's adoption of a new accounting standard for conditional asset retirement obligations). We have also audited management's assessment of the effectiveness of the Company's internal control over financial reporting as of December 31, 2005 and the effectiveness of the Company's internal control over financial reporting as of December 31, 2005, and have issued our report thereon dated March 15, 2006; such reports are included elsewhere in this Form 10-K. Our audits also included the consolidated financial statement schedules the Company listed in the index at Item 15 (a) (2). These consolidated financial statement schedules are the responsibility of the Company's management. Our responsibility is to express an opinion based on our audits. In our opinion, such consolidated financial statement schedules, when considered in relation to the basic consolidated financial statements taken as a whole, present fairly, in all material respects, the information set forth therein.

DELOITTE & TOUCHE LLP

Houston, Texas
March 15, 2006

CENTERPOINT ENERGY, INC.
SCHEDULE I — CONDENSED FINANCIAL INFORMATION OF
CENTERPOINT ENERGY, INC. (PARENT COMPANY)
STATEMENTS OF OPERATIONS

	<u>For the Year Ended December 31,</u>		
	<u>2003</u>	<u>2004</u>	<u>2005</u>
	(In millions)		
Equity Income of Subsidiaries	\$851	\$ 707	\$425
Interest Income from Subsidiaries	63	21	15
Loss on Disposal of Subsidiary	—	(366)	(14)
Gain (Loss) on Indexed Debt Securities	(96)	(20)	49
Operation and Maintenance Expenses	(13)	(21)	(29)
Depreciation and Amortization	(14)	—	—
Taxes Other than Income	(5)	—	—
Interest Expense to Subsidiaries	(93)	(80)	(61)
Interest Expense	(394)	(303)	(204)
Income Tax Benefit	185	134	41
Extraordinary Item, net of tax	<u>—</u>	<u>(977)</u>	<u>30</u>
Net Income (Loss)	<u>\$484</u>	<u>\$ (905)</u>	<u>\$252</u>

See CenterPoint Energy, Inc. and Subsidiaries Notes to Consolidated Financial Statements in Part II, Item 8

CENTERPOINT ENERGY, INC.
SCHEDULE I — CONDENSED FINANCIAL INFORMATION OF
CENTERPOINT ENERGY, INC. (PARENT COMPANY)

BALANCE SHEETS

	December 31,	
	2004	2005
	(In millions)	
ASSETS		
Current Assets:		
Cash and cash equivalents	\$ —	\$ 1
Notes receivable — subsidiaries	126	460
Accounts receivable — subsidiaries	30	22
Other assets	2	3
Total current assets	158	486
Property, Plant and Equipment, net	6	—
Other Assets:		
Investment in subsidiaries	6,032	5,225
Notes receivable — subsidiaries	321	172
Other assets	675	714
Total other assets	7,028	6,111
Total Assets	\$7,192	\$6,597
LIABILITIES AND SHAREHOLDERS' EQUITY		
Current Liabilities:		
Notes payable — subsidiaries	\$ 127	\$ 5
Current portion of long-term debt	107	109
Indexed debt securities derivative	342	292
Accounts payable:		
Subsidiaries	37	30
Other	5	4
Taxes accrued	811	698
Interest accrued	26	26
Other	14	22
Total current liabilities	1,469	1,186
Other Liabilities:		
Accumulated deferred tax liabilities	433	328
Benefit obligations	54	78
Notes payable — subsidiaries	1,167	923
Other	98	157
Total non-current liabilities	1,752	1,486
Long-Term Debt	2,865	2,629
Shareholders' Equity:		
Common stock	3	3
Additional paid-in capital	2,891	2,931
Accumulated deficit	(1,728)	(1,600)
Accumulated other comprehensive loss	(60)	(38)
Total shareholders' equity	1,106	1,296
Total Liabilities and Shareholders' Equity	\$7,192	\$6,597

See CenterPoint Energy, Inc. and Subsidiaries Notes to Consolidated Financial Statements in Part II, Item 8

CENTERPOINT ENERGY, INC.
SCHEDULE I — CONDENSED FINANCIAL INFORMATION OF
CENTERPOINT ENERGY, INC. (PARENT COMPANY)
STATEMENTS OF CASH FLOWS

	For the Year Ended December 31.		
	2003	2004	2005
	(In millions)		
Operating Activities:			
Net income (loss)	\$ 484	\$ (905)	\$ 252
Loss on disposal of subsidiary	—	366	14
Extraordinary item, net of tax	—	977	(30)
Adjusted income	484	438	236
Non-cash items included in net income (loss):			
Equity income of subsidiaries	(850)	(707)	(425)
Deferred income tax expense	66	155	106
Depreciation and amortization	14	—	—
Amortization of debt issuance costs	112	70	37
Loss (gain) on indexed debt securities	96	20	(49)
Changes in working capital:			
Accounts receivable/(payable) from subsidiaries, net	89	(6)	1
Accounts payable	4	(1)	(1)
Other current assets	(3)	(5)	(1)
Other current liabilities	(43)	(290)	(73)
Common stock dividends received from subsidiaries	122	177	508
Pension contribution	(23)	(476)	(75)
Other	95	54	77
Net cash provided by (used in) operating activities	<u>163</u>	<u>(571)</u>	<u>341</u>
Investing Activities:			
Proceeds from sale of Texas Genco	—	2,231	700
Distributions from (investments in) subsidiaries	33	19	(144)
Short-term notes receivable from subsidiaries	290	76	(335)
Long-term notes receivable from subsidiaries	541	192	154
Capital expenditures, net	(6)	(6)	—
Net cash provided by investing activities	<u>858</u>	<u>2,512</u>	<u>375</u>
Financing Activities:			
Long-term revolving credit facility, net	(2,400)	(1,206)	(236)
Payments on long-term debt	(159)	(888)	—
Proceeds from long-term debt	1,610	—	—
Debt issuance costs	(118)	(1)	(5)
Common stock dividends paid	(122)	(123)	(124)
Proceeds from issuance of common stock, net	—	—	17
Short-term notes payable to subsidiaries	(31)	121	(122)
Long-term notes payable to subsidiaries	(2)	134	(245)
Net cash used in financing activities	<u>(1,222)</u>	<u>(1,963)</u>	<u>(715)</u>
Net Increase (Decrease) in Cash and Cash Equivalents	(201)	(22)	1
Cash and Cash Equivalents at Beginning of Year	223	22	—
Cash and Cash Equivalents at End of Year	<u>\$ 22</u>	<u>\$ —</u>	<u>\$ 1</u>

See CenterPoint Energy, Inc. and Subsidiaries Notes to Consolidated Financial Statements in Part II, Item 8

CENTERPOINT ENERGY, INC.

SCHEDULE I — NOTES TO CONDENSED FINANCIAL INFORMATION (PARENT COMPANY)

(1) The condensed parent company financial statements and notes should be read in conjunction with the consolidated financial statements and notes of CenterPoint Energy, Inc. (CenterPoint Energy or the Company) appearing in the Annual Report on Form 10-K. Bank facilities at CenterPoint Energy Houston Electric, LLC and CenterPoint Energy Resources Corp., indirect wholly owned subsidiaries of the Company, limit debt, excluding transition bonds, as a percentage of their total capitalization to 68 percent and 65 percent, respectively. These covenants could restrict the ability of these subsidiaries to distribute dividends to the Company.

(2) CenterPoint Energy was a registered public utility holding company under the Public Utility Holding Company Act of 1935, as amended (the 1935 Act). The 1935 Act and related rules and regulations imposed a number of restrictions on the activities of the Company and its subsidiaries. The Energy Policy Act of 2005 (Energy Act) repealed the 1935 Act effective February 8, 2006, and since that date the Company and its subsidiaries have no longer been subject to restrictions imposed under the 1935 Act. The Energy Act includes a new Public Utility Holding Company Act of 2005 (PUHCA 2005), which grants to the Federal Energy Regulatory Commission (FERC) authority to require holding companies and their subsidiaries to maintain certain books and records and make them available for review by the FERC and state regulatory authorities in certain circumstances. On December 8, 2005, the FERC issued rules implementing PUHCA 2005 that will require the Company to notify the FERC of its status as a holding company and to maintain certain books and records and make these available to the FERC. The FERC continues to consider motions for rehearing or clarification of these rules.

(3) Effective January 1, 2004, CenterPoint Energy established a service company in order to comply with the 1935 Act. As a result, certain assets and liabilities of the parent company were transferred to the service company, primarily property, plant and equipment and related deferred taxes. These transfers have been excluded from the Statement of Cash Flows for the year ended December 31, 2004 as they represent non-cash transactions.

(4) In July 2004, the Company announced its agreement to sell its majority owned subsidiary, Texas Genco, to Texas Genco LLC (formerly known as GC Power Acquisition LLC), an entity owned in equal parts by affiliates of The Blackstone Group, Hellman & Friedman LLC, Kohlberg Kravis Roberts & Co. L.P. and Texas Pacific Group. On December 15, 2004, Texas Genco completed the sale of its fossil generation assets (coal, lignite and gas-fired plants) to Texas Genco LLC for \$2.813 billion in cash. Following the sale, Texas Genco distributed \$2.231 billion in cash to the Company. Texas Genco's principal remaining asset was its ownership interest in a nuclear generating facility. The final step of the transaction, the merger of Texas Genco with a subsidiary of Texas Genco LLC in exchange for an additional cash payment to the Company of \$700 million, was completed on April 13, 2005. The Company recorded after tax losses of \$366 million and \$14 million in 2004 and 2005, respectively, related to the sale of Texas Genco.

(5) In March 2005, the Company replaced its \$750 million revolving credit facility with a \$1 billion five-year revolving credit facility. Borrowings may be made under the facility at the London interbank offered rate (LIBOR) plus 87.5 basis points based on current credit ratings. An additional utilization fee of 12.5 basis points applies to borrowings whenever more than 50% of the facility is utilized. Changes in credit ratings could lower or raise the increment to LIBOR depending on whether ratings improved or were lowered. As of December 31, 2005, borrowings of \$3 million in commercial paper were backstopped by the revolving credit facility and \$27 million in letters of credit were outstanding under the revolving credit facility.

On May 19, 2003, the Company issued \$575 million aggregate principal amount of convertible senior notes due May 15, 2023 with an interest rate of 3.75%. Holders may convert each of their notes into shares of CenterPoint Energy common stock, initially at a conversion rate of 86.3558 shares of common stock per \$1,000 principal amount of notes at any time prior to maturity, under the following circumstances: (1) if the last reported sale price of CenterPoint Energy common stock for at least 20 trading days during the period of 30 consecutive trading days ending on the last trading day of the previous calendar quarter is greater than or

equal to 120% or, following May 15, 2008, 110% of the conversion price per share of CenterPoint Energy common stock on such last trading day, (2) if the notes have been called for redemption, (3) during any period in which the credit ratings assigned to the notes by both Moody's Investors Service, Inc. (Moody's) and Standard & Poor's Ratings Services (S&P), a division of The McGraw-Hill Companies, are lower than Ba2 and BB, respectively, or the notes are no longer rated by at least one of these ratings services or their successors, or (4) upon the occurrence of specified corporate transactions, including the distribution to all holders of CenterPoint Energy common stock of certain rights entitling them to purchase shares of CenterPoint Energy common stock at less than the last reported sale price of a share of CenterPoint Energy common stock on the trading day prior to the declaration date of the distribution or the distribution to all holders of CenterPoint Energy common stock of the Company's assets, debt securities or certain rights to purchase the Company's securities, which distribution has a per share value exceeding 15% of the last reported sale price of a share of CenterPoint Energy common stock on the trading day immediately preceding the declaration date for such distribution. Holders have the right to require the Company to purchase all or any portion of the notes for cash on May 15, 2008, May 15, 2013 and May 15, 2018 for a purchase price equal to 100% of the principal amount of the notes. The convertible senior notes also have a contingent interest feature requiring contingent interest to be paid to holders of notes commencing on or after May 15, 2008, in the event that the average trading price of a note for the applicable five-trading-day period equals or exceeds 120% of the principal amount of the note as of the day immediately preceding the first day of the applicable six-month interest period. For any six-month period, contingent interest will be equal to 0.25% of the average trading price of the note for the applicable five-trading-day period.

In August 2005, the Company accepted for exchange approximately \$572 million aggregate principal amount of its 3.75% convertible senior notes due 2023 (Old Notes) for an equal amount of its new 3.75% convertible senior notes due 2023 (New Notes). Old Notes of approximately \$3 million remain outstanding. The Company commenced the exchange offer in response to the guidance set forth in Emerging Issues Task Force (EITF) Issue No. 04-8, "Accounting Issues Related to Certain Features of Contingently Convertible Debt and the Effect on Diluted Earnings Per Share" (EITF 04-8). Under that guidance, because settlement of the principal portion of the New Notes will be made in cash rather than stock, the exchange of New Notes for Old Notes will allow the Company to exclude the portion of the conversion value of the New Notes attributable to their principal amount from its computation of diluted earnings per share from continuing operations. See Note 12 for the impact on diluted earnings per share related to these securities. The Company determined that the New Notes did not have substantially different terms than the Old Notes, and thus, in accordance with EITF Issue No. 96-19 "Debtor's Accounting for a Modification or Exchange of Debt Instruments", the exchange transaction was accounted for as a modification of the original instrument and not as an extinguishment of debt. Accordingly, a new effective interest rate was determined based on the carrying amount of the original debt instrument and the revised cash flows, and the recorded discount will be amortized as an adjustment to interest expense in future periods.

On December 17, 2003, the Company issued \$255 million aggregate principal amount of convertible senior notes due January 15, 2024 with an interest rate of 2.875%. Holders may convert each of their notes into shares of CenterPoint Energy common stock, initially at a conversion rate of 78.064 shares of common stock per \$1,000 principal amount of notes at any time prior to maturity, under the following circumstances: (1) if the last reported sale price of CenterPoint Energy common stock for at least 20 trading days during the period of 30 consecutive trading days ending on the last trading day of the previous calendar quarter is greater than or equal to 120% of the conversion price per share of CenterPoint Energy common stock on such last trading day, (2) if the notes have been called for redemption, (3) during any period in which the credit ratings assigned to the notes by both Moody's and S&P are lower than Ba2 and BB, respectively, or the notes are no longer rated by at least one of these ratings services or their successors, or (4) upon the occurrence of specified corporate transactions, including the distribution to all holders of CenterPoint Energy common stock of certain rights entitling them to purchase shares of CenterPoint Energy common stock at less than the last reported sale price of a share of CenterPoint Energy common stock on the trading day prior to the declaration date of the distribution or the distribution to all holders of CenterPoint Energy common stock of the Company's assets, debt securities or certain rights to purchase the Company's securities, which distribution has a per share value exceeding 15% of the last reported sale price of a share of CenterPoint Energy common stock on the trading

day immediately preceding the declaration date for such distribution. Under the original terms of these convertible senior notes, CenterPoint Energy could elect to satisfy part or all of its conversion obligation by delivering cash in lieu of shares of CenterPoint Energy. On December 13, 2004, the Company entered into a supplemental indenture with respect to these convertible senior notes in order to eliminate its right to settle the conversion of the notes solely in shares of its common stock. Holders have the right to require the Company to purchase all or any portion of the notes for cash on January 15, 2007, January 15, 2012 and January 15, 2017 for a purchase price equal to 100% of the principal amount of the notes. The convertible senior notes also have a contingent interest feature requiring contingent interest to be paid to holders of notes commencing on or after January 15, 2007, in the event that the average trading price of a note for the applicable five-trading-day period equals or exceeds 120% of the principal amount of the note as of the day immediately preceding the first day of the applicable six-month interest period. For any six-month period, contingent interest will be equal to 0.25% of the average trading price of the note for the applicable five-trading-day period.

(6) CenterPoint Energy Intrastate Pipelines, Inc., CenterPoint Energy Services, Inc. and other wholly owned subsidiaries of CERC Corp. provide comprehensive natural gas sales and services to industrial and commercial customers which are primarily located within or near the territories served by the Company's pipelines and distribution subsidiaries. In order to hedge their exposure to natural gas prices, these CERC Corp. subsidiaries have entered standard purchase and sale agreements with various counterparties. CenterPoint Energy has guaranteed the payment obligations of these subsidiaries under certain of these agreements, typically for one-year terms. As of December 31, 2005, CenterPoint Energy had guaranteed \$182 million under these agreements.

CENTERPOINT ENERGY, INC.
SCHEDULE II — QUALIFYING VALUATION ACCOUNTS
For the Three Years Ended December 31, 2005

<u>Column A</u>	<u>Column B</u>	<u>Column C</u>		<u>Column D</u>	<u>Column E</u>
<u>Description</u>	<u>Balance at Beginning of Period</u>	<u>Additions</u>		<u>Deductions From Reserves(2)</u>	<u>Balance at End of Period</u>
		<u>Charged to Income</u>	<u>Charged to Other Accounts(1)</u>		
			(In millions)		
Year Ended December 31, 2005:					
Accumulated provisions:					
Uncollectible accounts receivable	\$30	\$ 40	\$—	\$27	\$43
Deferred tax asset valuation allowance	20	1	—	—	21
Year Ended December 31, 2004:					
Accumulated provisions:					
Uncollectible accounts receivable	\$31	\$ 27	\$—	\$28	\$30
Deferred tax asset valuation allowance	73	(67)	14	—	20
Year Ended December 31, 2003:					
Accumulated provisions:					
Uncollectible accounts receivable	\$24	\$ 24	\$—	\$17	\$31
Deferred tax asset valuation allowance	83	(10)	—	—	73

- (1) Charges to other accounts represent changes in presentation to reflect state tax attributes net of federal tax benefit as well as to reflect amounts that were netted against related attribute balances in prior years.
- (2) Deductions from reserves represent losses or expenses for which the respective reserves were created. In the case of the uncollectible accounts reserve, such deductions are net of recoveries of amounts previously written off.

SIGNATURES

Pursuant to the requirements of Section 13 or 15(d) of the Securities Exchange Act of 1934, the registrant has duly caused this report to be signed on its behalf by the undersigned, thereunto duly authorized, in the City of Houston, the State of Texas, on the 15th day of March, 2006.

CENTERPOINT ENERGY, INC.
(Registrant)

By: /s/ DAVID M. MCCLANAHAN

David M. McClanahan,
President and Chief Executive Officer

Pursuant to the requirements of the Securities Exchange Act of 1934, this report has been signed below by the following persons on behalf of the registrant and in the capacities indicated on March 15, 2006.

<u>Signature</u>	<u>Title</u>
<u>/s/ DAVID M. MCCLANAHAN</u> David M. McClanahan	President, Chief Executive Officer and Director (Principal Executive Officer and Director)
<u>/s/ GARY L. WHITLOCK</u> Gary L. Whitlock	Executive Vice President and Chief Financial Officer (Principal Financial Officer)
<u>/s/ JAMES S. BRIAN</u> James S. Brian	Senior Vice President and Chief Accounting Officer (Principal Accounting Officer)
<u>/s/ MILTON CARROLL</u> Milton Carroll	Chairman of the Board of Directors
<u>/s/ JOHN T. CATER</u> John T. Cater	Director
<u>/s/ DERRILL CODY</u> Derrill Cody	Director
<u>/s/ O. HOLCOMBE CROSSWELL</u> O. Holcombe Crosswell	Director
<u>/s/ JANIECE M. LONGORIA</u> Janiece M. Longoria	Director
<u>/s/ THOMAS F. MADISON</u> Thomas F. Madison	Director
<u>/s/ ROBERT T. O'CONNELL</u> Robert T. O'Connell	Director

Signature

Title

/s/ MICHAEL E. SHANNON

Michael E. Shannon

Director

/s/ PETER WAREING

Peter Wareing

Director

/s/ DONALD R. CAMPBELL

Donald R. Campbell

Director

CENTERPOINT ENERGY, INCORPORATED AND SUBSIDIARIES
COMPUTATION OF RATIOS OF EARNINGS TO FIXED CHARGES

	Year Ended December 31,				
	2001	2002	2003	2004	2005
	(Millions of dollars)				
Income from continuing operations.....	\$ 357	\$ 482	\$ 409	\$ 205	\$ 225
Income taxes for continuing operations	201	272	205	139	153
Capitalized interest	(5)	(5)	(4)	(4)	(4)
Preference security dividend requirements of subsidiary ..	(1)	—	—	—	—
	<u>552</u>	<u>749</u>	<u>610</u>	<u>340</u>	<u>374</u>
Fixed charges, as defined:					
Interest	497	656	713	777	710
Capitalized interest	5	5	4	4	4
Distribution on trust preferred securities	45	56	28	—	—
Preference security dividend requirements of subsidiary	1	—	—	—	—
Interest component of rentals charged to operating expense	<u>12</u>	<u>12</u>	<u>11</u>	<u>11</u>	<u>12</u>
Total fixed charges	<u>560</u>	<u>729</u>	<u>756</u>	<u>792</u>	<u>726</u>
Earnings, as defined	<u>\$1,112</u>	<u>\$1,478</u>	<u>\$1,366</u>	<u>\$1,132</u>	<u>\$1,100</u>
Ratio of earnings to fixed charges.....	<u>1.99</u>	<u>2.03</u>	<u>1.81</u>	<u>1.43</u>	<u>1.51</u>

CENTERPOINT ENERGY INVESTOR INFORMATION

ANNUAL MEETING

The CenterPoint Energy, Inc. Board of Directors announced that the Annual Meeting of Shareholders will be held on Thursday, May 25, 2006, at 9 a.m. Central time in the CenterPoint Energy Tower auditorium, 1111 Louisiana Street, Houston, Texas. Shareholders who hold shares of CenterPoint Energy as of March 27, 2006, will receive notice of the meeting and will be eligible to vote.

INVESTOR SERVICES

If you have questions about your CenterPoint Energy investor account, or if you would like to order any publications, please contact us at:

In Houston: (713) 207-3060
Toll Free: (800) 231-6406
Fax: (713) 207-3169

A list of publications and investor services may be found on the company's Web site at:
www.CenterPointEnergy.com/investors.

Investor Services representatives are available from 8 a.m. to 4:30 p.m. Central time, Monday through Friday to help you with questions about CenterPoint Energy common stock, or enrollment in the CenterPoint Energy Investor's Choice Plan. You also can enroll in Investor's Choice online at: www.netstockdirect.com.

The Investor's Choice Plan provides easy, inexpensive investment options, including direct purchase and sale of CenterPoint Energy common stock; dividend reinvestment; statement-based accounting and monthly or quarterly automatic investing by electronic transfer. You can become a registered CenterPoint Energy shareholder by making an initial investment of at least \$250 through Investor's Choice.

CenterPoint Energy Investor Services serves as transfer agent, registrar and dividend disbursing agent for CenterPoint Energy common stock.

INFORMATION REQUESTS

Call (888) 468-3020 toll-free for additional copies of:
2005 Annual Report
2006 Proxy Statement
2005 Form 10-K

DIVIDEND PAYMENTS

Common stock dividends are generally paid quarterly in March, June, September and December. Dividends are subject to declaration by the Board of Directors, which establishes the amount of each quarterly common stock dividend and fixes record and payment dates.

INSTITUTIONAL INVESTORS

Security analysts and other investment professionals should contact Marianne Paulsen, Director of Investor Relations at (713) 207-6500.

STOCK LISTING

CenterPoint Energy, Inc. common stock is traded under the symbol CNP on the New York and Chicago stock exchanges.

AUDITORS

Independent Registered Public Accounting Firm
Deloitte & Touche LLP, Houston, Texas

CORPORATE OFFICE, STREET ADDRESS

CenterPoint Energy, Inc.
1111 Louisiana Street
Houston, Texas 77002

MAILING ADDRESS

P.O. Box 4567
Houston, Texas 77210-4567
Telephone: (713) 207-1111

WEB ADDRESS


www.CenterPointEnergy.com

CERTIFICATIONS

CenterPoint Energy has filed the CEO/CFO certifications regarding the quality of the company's public disclosure required to be filed with the SEC as Exhibits 31.1 and 31.2 to its annual report on Form 10-K and to its quarterly reports on Form 10-Q. In addition, following its annual meeting in 2005, CenterPoint Energy submitted its CEO certification to the New York Stock Exchange pursuant to Section 303A.12(a) of the NYSE's Listed Company's Manual.

[back cover] Ironman competitor Chris Wood, financial analyst, ends the day with a solitary run, strengthening his body to be Always There.





 **CenterPoint.**
Energy

Always There.®

1111 LOUISIANA STREET, HOUSTON, TX 77002

DB Comprehensive Report CENTERPOINT ENERGY RESOURCES CORP
D&B Comprehensive Report: CENTERPOINT ENERGY RESOURCES CORPD&B
Comprehensive Report

Copyright 2006 Dun & Bradstreet - Provided under contract for the
exclusive use of subscriber 263150410L

ATTN: mtmReport Printed: SEP 19 2006

Overview

Business Summary

CENTERPOINT ENERGY RESOURCES CORP
(SUBSIDIARY OF CENTERPOINT ENERGY, INC, HOUSTON, TX)
CENTERPOINT ENERGY-ENTEX
CENTERPOINT ENERGY-ARKLA
CENTERPOINT ENERGY-MINNEGASCO
1111 Louisiana
Houston, TX 77002

D&B D-U-N-S Number:00-694-8210

This is a headquarters (subsidiary) location.
Branch(es) or division(s) exist.

Mailing address:PO Box 2628
Houston, TX 77002

Web site:www.reliantresources.com

Telephone: 713 207-1111

Fax:713 207-3169

Chief executive: DAVID M. MCCLANAHAN, PRES-CEO

Year started: 1928

Management control: 2001

Employs:4,991 (95 here)

Financial statement date:JUN 30 2006

Sales F:\$8,070,000,000

Net worth:\$2,813,000,000

SECRETARY'S BUREAU
2006 DEC -1 P11:4:10

DB Comprehensive Report CENTERPOINT ENERGY RESOURCES CORP
History: CLEAR

Financing: SEC-UNSEC

SIC:4924
4922

Line of business: Natural gas services

Credit score Class: 1
Low risk of severe payment delinquency over next
12 months

Financial Stress Class: 1
Low risk of severe financial stress over the
next 12 months

12-Month D&B PAYDEX®: 73
When weighted by dollar amount, payments to
suppliers average 11 days beyond terms.

D&B Rating:--

Executive Summary

The Financial Stress Class of 1 for this company shows that firms with this classification had a failure rate of 1.2% (120 per 10,000), which is lower than the average of businesses in D&B's database

The Credit Score class of 1 for this company shows that 2.0% of firms with this classification paid one or more bills severely delinquent, which is lower than the average of businesses in D&B's database.

Financial information from a fiscal consolidated statement dated 12/31/05 is included.

Predictive Scores This Business Comments
Financial Stress Class 1 Failure Rate lower than the average of
businesses in D&B's database
Financial Stress Score 1498 Highest Risk: 1,001; Lowest Risk:
1,875
Credit Score Class 1 Probability of Severely Delinquent Payment
is lower than the average of businesses in D&B's database
Credit Score 588 Highest Risk: 101; Lowest Risk: 670

Other Key Indicators

PAYDEX Scores 11 days beyond terms Pays more slowly than the
Page 2

DB Comprehensive Report CENTERPOINT ENERGY RESOURCES CORP
average for its industry of 6 days beyond terms
Industry Median6 days beyond terms
OperationsProfitable
Present management control15 years
UCC FilingsUCC filing(s) are reported for this business
Public FilingsEvidence of open suits only in the D&B database
FinancingIs secured-unsecured
HistoryIs clear
Special EventsAre reported for this business

Credit Capacity Summary

D&B Rating:--

The blank rating symbol should not be interpreted as indicating that credit should be denied. It simply means that the information available to D&B does not permit us to classify the company within our rating key and that further enquiry should be made before reaching a decision. Some reasons for using a "-" symbol include: deficit net worth, bankruptcy proceedings, insufficient payment information, or incomplete history information. For more information, see the D&B Rating Key.

Sales:\$8,070,000,000
of Employees Total:4,991 (95 here)

As of 12/31/05
Worth:\$2,813,000,000
Working Capital:\$82,000,000

Payment Activity:
(based on 391 experiences)

Average High Credit:\$13,744
Highest Credit:\$500,000
Total Highest Credit:\$4,901,650

Note: The worth amount in this section may have been adjusted by D&B to reflect typical deductions, such as certain intangible assets.

Special Events

05/19/2006
STOCK/BOND ISSUANCE/REDEMPTION/REPURCHASE: According to published reports, CenterPoint Energy Resources Corp. announced that it has closed its \$325 million of 6.15 percent senior notes due May 1, 2016. Net proceeds will be used for general corporate purposes, including the repayment of \$145 million of debentures maturing in December 2006.

Jump to:
Overview|Payments|Public Filings|History &
Operations|Banking & Finance

DB Comprehensive Report CENTERPOINT ENERGY RESOURCES CORP
Scores

Financial Stress Summary

The Financial Stress Summary Model predicts the likelihood of a firm ceasing business without paying all creditors in full, or reorganization or obtaining relief from creditors under state/federal law over the next 12 months. Scores were calculated using a statistically valid model derived from D&B's extensive data files.

Financial Stress Class: 1
Low risk of severe financial stress, such as a bankruptcy, over the next 12 months.

Incidence of Financial Stress

Among Businesses with this Class:1.20% (120 per 10,000)
Average of Businesses in D&B's Database:2.60% (260 per 10,000)

Financial Stress National Percentile: 96(Highest Risk: 1;
Lowest Risk: 100)

Financial Stress Score: 1498(Highest Risk: 1,001; Lowest Risk: 1,875)

The Financial Stress Score of this business is based on the following factors:

Return on Sales Ratio suggests lower risk of financial stress.

Control age or date entered in D&B files indicates lower risk.

Notes:

The Financial Stress Class indicates that this firm shares some of the same business and financial characteristics of other companies with this classification. It does not mean the firm will necessarily experience financial stress.

The Incidence of Financial Stress shows the percentage of firms in a given Class that discontinued operations with loss to creditors.

The Average Incidence of Financial Stress is based on businesses in D&B's database and is provided for comparative purposes.

The Financial Stress National Percentile reflects the relative ranking of a company among all scorable companies in D&B's file.

The Financial Stress Score offers a more precise measure of the level of risk than the Class and Percentile. It is especially helpful to customers using a scorecard approach to determining overall business performance.

All Financial Stress Class, Percentile, Score and Incidence statistics are based on sample data from 2004.

NormsNational %

This Business96

DB Comprehensive Report CENTERPOINT ENERGY RESOURCES CORP

Region:
WEST SOUTH CENTRAL47
Industry:
INFRASTRUCTURE49
Employee Range:
500+99
Years in Business:
3-542

This business has a Financial Stress Percentile that shows:

Lower risk than other companies in the same region.

Lower risk than other companies in the same industry.

Higher risk than other companies in the same employee size range.

Lower risk than other companies with a comparable number of years in business.

Credit Score Class Summary

The Credit Score Class predicts the likelihood of a firm paying in a severely delinquent manner (90+ Days Past Terms) over the next twelve months. It was calculated using statistically valid models and the most recent payment information in D&B's files.

Credit Score Class: 1

Low risk of severe payment delinquency over next 12 months.

Incidence of Delinquent Payment

Among Companies with this Class: 2.00%

Average Compared to Businesses in D&B's Database:20.10%

Credit Score Percentile: 100(Highest Risk: 1; Lowest Risk:

100)

Credit Score: 588(Highest Risk: 101; Lowest Risk: 670)

The Credit Score of this business is based on the following factors:

D&B files indicate a net worth of \$2,813,000,000.

No record of open lien(s), or judgment(s) in the D&B files.

Notes:

The Credit Score Class indicates that this firm shares some of the same business and payment characteristics of other companies with this classification. It does not mean the firm will necessarily

DB Comprehensive Report CENTERPOINT ENERGY RESOURCES CORP
experience delinquency.

The Incidence of Delinquent Payment is the percentage of companies with this classification that were reported 90 days past due or more by creditors. The calculation of this value is based on an inquiry weighted sample.

The Percentile ranks this firm relative to other businesses. For example, a firm in the 80th percentile has a lower risk of paying in a severely delinquent manner than 79% of all scorable companies in D&B's files.

The Credit Score offers a more precise measure of the level of risk than the Class and Percentile. It is especially helpful to customers using a scorecard approach to determining overall business performance.

All Credit Class, Percentile, Score and Incidence statistics are based on sample data from 2004.

Norms National %

This Business 100

Region:

WEST SOUTH CENTRAL 47

Industry:

INFRASTRUCTURE 42

Employee Range:

500+ 79

Years in Business:

3-550

This business has a Credit Score Percentile that shows:

Lower risk than other companies in the same region.

Lower risk than other companies in the same industry.

Lower risk than other companies in the same employee size range.

Lower risk than other companies with a comparable number of years in business.

Jump to:

[Overview](#) | [Scores](#) | [Public Filings](#) | [History & Operations](#) | [Banking & Finance](#)

Payments

Payment Trends

Total Payment Experiences in D&B's File:

391

Payments Within Terms:
(not dollar weighted)

DB Comprehensive Report CENTERPOINT ENERGY RESOURCES CORP

78%
Total Placed For Collection:

0
Average Highest Credit:

\$13,744
Largest High Credit:

\$500,000
Highest Now Owing:

\$250,000
Highest Past Due:

\$100,000

Current PAYDEX is:73equal to 11 days beyond terms
Industry Median is:76equal to 6 days beyond terms
Payment Trend currently is: unchanged, compared to payments
three months ago

Indications of slowness can be the result of dispute over
merchandise, skipped invoices, etc. Accounts are sometimes
placed for collection even though the existence or amount of
the debt is disputed.

PAYDEX Scores

Shows the D&B PAYDEX scores as calculated on the most recent 3
months and 12 months of payment experiences.

The D&B PAYDEX is a unique, dollar weighted indicator of payment
performance based on up to payment experiences as reported to D&B by
trade references. A detailed explanation of how to read and
interpret PAYDEX scores can be found at the end of this report.

3-Month D&B PAYDEX: 69
When weighted by dollar amount, payments to suppliers average
16 days beyond terms.

Based on payments collected over last 3 months.
12-Month D&B PAYDEX: 73
When weighted by dollar amount, payments to suppliers average
11 days beyond terms.

Based on payments collected over last 12 months.

PAYDEX Yearly Trend

12 Month PAYDEX Scores Comparison to Industry

10/0511/0512/051/062/063/064/065/066/067/068/069/06
This Business767472717575747574747373
Industry Quartiles
Upper 79 79 79 79
Median 76 76 76 76
Lower 70 71 71 70

- Current PAYDEX for this Business is 73, or equal to 11 days beyond terms
- The 12-month high is 76, or equal to 6 days beyond terms
- The 12-month low is 71, or equal to 14 days beyond terms

PAYDEX Comparison to Industry

Shows PAYDEX scores of this Business compared to the Primary Industry from each of the last four quarters. The Primary Industry is Natural gas services, based on SIC code 4924.

Quarterly PAYDEX Scores Comparison to Industry

Previous Year
9/0412/043/056/05
This BusinessUN767676
Industry Quartiles
Upper79797979
Median76767676
Lower70707070
Current Year
9/0512/053/066/06
This Business76727574
Industry Quartiles
Upper79797979
Median76767676
Lower70707171

- Current PAYDEX for this Business is 73, or equal to 11 days beyond terms
- The present industry median score is 76, or equal to 6 days beyond terms.

- Industry upper quartile represents the performance of the payers in the 75th percentile
- Industry lower quartile represents the performance of the payers in the 25th percentile

Payment Habits

For all payment experiences within a given amount of credit

DB Comprehensive Report CENTERPOINT ENERGY RESOURCES CORP extended, shows the percent that this Business paid within terms. Provides number of experiences used to calculate the percentage, and the total dollar value of the credit extended.

Dollar Range Comparisons:

\$ Credit Extended	# Experiences	\$ Total Dollar Amount	% of Payments within Terms
OVER \$100,000	13	\$3,300,000	72
\$50,000 - 99,999	10	\$580,000	73
\$15,000 - 49,999	21	\$525,000	57
\$5,000 - 14,999	40	\$270,000	83
\$1,000 - 4,999	93	\$159,000	76
Under \$1,000	178	\$45,400	76

Payment experiences reflect how bills are met in relation to the terms granted. In some instances, payment beyond terms can be the result of disputes over merchandise, skipped invoices, etc.

Payment Summary

The Payment Summary section reflects payment information in D&B's file as of the date of this report.

There are 391 payment experiences in D&B's file for the most recent 12 months, with 284 experiences reported during the last three month period.

Below is an overview of the company's dollar-weighted payments, segmented by its suppliers' primary industries:

Total Rcv'd (#)	Total Dollar Amt (\$)	Largest High Credit (\$)	within Terms (%)	Days Slow	<31	31-60	61-90	90>
Top industries:								
Telephone communictns	30 114,450	30,000	63	11	26	0	0	0
Electric services	27 33,500	5,000	100	0	0	0	0	0
Radiotelephone commun	23 57,450	20,000	82	12	2	0	4	
whol electrical equip	14 36,600	10,000	46	27	7	3	17	
whol chemicals	12 45,900	35,000	18	78	0	4	0	
Nonclassified	11 82,700	50,000	15	12	31	12	30	
Misc publishing	11 800	500	81	0	0	19	0	
Short-trm busn credit	10 316,900	250,000	90	8	1	1	0	
whol durable goods	10 40,000	20,000	58	29	0	0	13	
Executive office	9 1,502,650	400,000	100	0	0	0	0	
Misc business service	9 182,250	65,000	59	41	0	0	0	

DB Comprehensive Report CENTERPOINT ENERGY RESOURCES CORP

whol industrial equip	9	12,100	5,000	56	25	8	11	0	0
Trucking non-local	9	6,750	2,500	59	22	0	19	0	0
Public finance	8	10,500	2,500	100	0	0	0	0	0
whol office equipment	8	3,450	1,000	64	36	0	0	0	0
whol industrial suppl	7	76,350	35,000	99	1	0	0	0	0
Mfg refrig/heat equip	5	130,000	65,000	79	21	0	0	0	0
whol electronic parts	5	45,250	35,000	17	38	39	6	0	0
whol plumb/hydronics	5	40,300	25,000	82	9	9	0	0	0
whol metals	5	31,000	20,000	33	32	32	3	0	0
Mfg photograph equip	5	20,250	15,000	91	9	0	0	0	0
Misc equipment rentals	5	15,150	10,000	100	0	0	0	0	0
Hvy const eqpt rentals	5	2,750	2,500	9	91	0	0	0	0
Help supply service	5	5,000	1,000	70	10	0	0	20	0
Mfg paint/allied prdt	5	2,700	1,000	58	19	0	4	19	0
security broker/deal	5	1,550	750	94	3	3	0	0	0
Management services	5	1,200	500	48	0	0	52	0	0
Court	5	1,150	500	100	0	0	0	0	0
whol service paper	4	86,000	75,000	100	0	0	0	0	0
Mfg industrial gases	4	8,250	5,000	3	49	18	30	0	0
Ret mail-order house	4	1,650	1,000	100	0	0	0	0	0
Mfg valve/pipe fittng	3	140,000	100,000	64	36	0	0	0	0
Ret auto supplies	3	10,300	10,000	100	0	0	0	0	0
whol const/mine equip	3	11,500	10,000	98	0	0	0	2	0
Regulate trnsprtation	3	7,500	2,500	100	0	0	0	0	0
Misc business credit	3	1,750	1,000	57	29	14	0	0	0
Misc general gov't	3	850	750	100	0	0	0	0	0
Photocopying service	3	0	0	0	0	0	0	0	0
Computer system desgn	2	401,000	400,000	100	0	0	0	0	0
whol medical equip	2	65,100	65,000	100	0	0	0	0	0
Oil/gas production	2	105,000	55,000	100	0	0	0	0	0
Mfg process controls	2	27,500	25,000	55	45	0	0	0	0
Mfg tires/inner tubes	2	10,500	10,000	100	0	0	0	0	0
Detective/guard svcs	2	5,250	5,000	100	0	0	0	0	0
Lcl truck-w/o storage	2	6,000	5,000	100	0	0	0	0	0
Steel works	2	5,000	2,500	25	75	0	0	0	0
whol office supplies	2	1,250	1,000	100	0	0	0	0	0
whol auto parts	2	1,050	1,000	100	0	0	0	0	0
Misc repair services	2	1,750	1,000	43	57	0	0	0	0
Accounting services	2	1,250	1,000	80	20	0	0	0	0
whol misc profsn eqpt	2	1,250	750	80	0	20	0	0	0
Mfg signs/ad spectlys	2	750	500	0	83	0	17	0	0
whol hardware	2	300	250	83	0	0	0	17	0
whol petroleum prdts	2	500	250	100	0	0	0	0	0
Mfg misc office eqpt	2	200	100	100	0	0	0	0	0
whol printing paper	2	100	100	0	0	100	0	0	0
Air courier service	2	100	50	100	0	0	0	0	0
Mfg medical instrmnt	1	500,000	500,000	0	100	0	0	0	0
Mfg power transformer	1	250,000	250,000	50	50	0	0	0	0
Mfg fluid meters	1	200,000	200,000	0	100	0	0	0	0
Crushed stone mining	1	100,000	100,000	50	50	0	0	0	0
Mfg industrial valves	1	35,000	35,000	0	100	0	0	0	0
Custom programming	1	25,000	25,000	100	0	0	0	0	0
whol nondurable goods	1	10,000	10,000	100	0	0	0	0	0
Mfg blowers/fans	1	7,500	7,500	100	0	0	0	0	0
whol computers/softwr	1	5,000	5,000	100	0	0	0	0	0
Gas service station	1	5,000	5,000	100	0	0	0	0	0
Newspaper-print/publ	1	2,500	2,500	100	0	0	0	0	0
Ret-direct selling	1	2,500	2,500	100	0	0	0	0	0
Granite mining	1	2,500	2,500	50	50	0	0	0	0
Mfg comp peripherals	1	2,500	2,500	100	0	0	0	0	0
Mfg plane engine/part	1	2,500	2,500	100	0	0	0	0	0
whol grain/field bean	1	1,000	1,000	50	0	50	0	0	0
Mfg manifold forms	1	1,000	1,000	50	0	50	0	0	0

DB Comprehensive Report CENTERPOINT ENERGY RESOURCES CORP

Mfg cleaning products1 1,000 1,000 0 100 0 0 0
 whol groceries1 1,000 1,000 100 0 0 0 0
 Mfg plumbing fixtures1 1,000 1,000 50 50 0 0 0
 Mfg relays/controls1 1,000 1,000 0 100 0 0 0
 Mfg semiconductors1 750 750 100 0 0 0 0
 General auto repair1 500 500 0 100 0 0 0
 whol heating/ac equip1 500 500 50 50 0 0 0
 Mfg glass products1 250 250 100 0 0 0 0
 Medical equip rental1 250 250 100 0 0 0 0
 whol general grocery1 250 250 50 50 0 0 0
 Mfg home appliances1 100 100 100 0 0 0 0
 Reg misc coml sector1 100 100 100 0 0 0 0
 Mfg readymix concrete1 100 100 0 100 0 0 0
 Mfg soft drinks1 50 50 100 0 0 0 0
 Mfg cylinder/actuator1 50 50 100 0 0 0 0
 Mfg power handtools1 50 50 100 0 0 0 0
 Mfg non-elect heaters1 50 50 0 100 0 0 0
 Ret misc apparell 50 50 100 0 0 0 0
 Mfg metalworking mach1 50 50 100 0 0 0 0
 Other payment categories:
 Cash experiences2 1,000 1,000
 Payment record unknown15 21,250 5,000
 Unfavorable comments0 0 0
 Placed for collections:
 with D&B0 0 0
 Other0 N/A 0
 Total in D&B's file391 500,000

The highest Now Owes on file is \$250,000 The highest Past Due on file is \$100,000
 Accounts are sometimes placed for collection even though the existence or amount of the debt is disputed. Indications of slowness can be result of dispute over merchandise, skipped invoices, etc.

Payment Details

Detailed payment history

Date Reported
 (mm/yy) Paying RecordHigh Credit
 (\$) Now Owes
 (\$) Past Due
 (\$) Selling TermsLast Sale
 within
 (months)
 09/06 Ppt250,000 250,000 0 1 mo
 Ppt15,000 10,000 2-3 mos
 Ppt5,000 5,000 1,000 1 mo
 Ppt1,000 0 2-3 mos
 Ppt1,000 0 0 6-12 mos
 Ppt750 0 2-3 mos
 Ppt50 0 0 1 mo
 Ppt-Slow 301,000 250
 08/06 Disc500 0 0 1 mo
 Ppt65,000 10,000 0 1 mo
 Ppt35,000 15,000 250 N301 mo
 Ppt25,000 25,000 0 1 mo
 Ppt10,000 2,500 0 1 mo
 Ppt5,000 0 0 6-12 mos
 Ppt5,000 5,000 0 1 mo
 Ppt5,000 5,000 0 N301 mo
 Ppt5,000 0 0 N301 mo

DB Comprehensive Report CENTERPOINT ENERGY RESOURCES CORP

Ppt2,500 0 0 N302-3 mos
 Ppt2,500 2,500 0 1 10 N301 mo
 Ppt2,500 2,500 0 1 mo
 Ppt2,500 50 0 1 mo
 Ppt1,000 1,000 0 1 mo
 Ppt1,000 0 0 1 mo
 Ppt1,000 1,000 0 1 mo
 Ppt1,000 0 0 6-12 mos
 Ppt1,000 100 0 1 mo
 Ppt1,000 250 0 1 mo
 Ppt1,000 1,000 0 1 mo
 Ppt750 0 0 6-12 mos
 Ppt750 0 0 6-12 mos
 Ppt750 250 0 1 mo
 Ppt750 0 0 6-12 mos
 Ppt500 500 50 1 mo
 Ppt500 100 0 1 mo
 Ppt250 250 0 Lease Agreemnt1 mo
 Ppt250 250 0 Lease Agreemnt1 mo
 Ppt250 250 0 1 mo
 Ppt250 0 0 N306-12 mos
 Ppt250 100 0 1 mo
 Ppt250 0 0 1 mo
 Ppt100 100 0 1 mo
 Ppt100 100 0 Lease Agreemnt1 mo
 Ppt100 50 0 1 mo
 Ppt50 0 0 4-5 mos
 Ppt50 0 0 2-3 mos
 Ppt50 0 0 N306-12 mos
 Ppt50 50 0 1 mo
 Ppt50 0 0 6-12 mos
 Ppt50 50 0 1 mo
 Ppt50 0 0 6-12 mos
 Ppt50 0 0 2-3 mos
 Ppt50 50 0 1 mo
 Ppt0 0 0 N301 mo
 Ppt-slow 30100,000 100,000 0 1 mo
 Ppt-slow 3065,000 40,000 0 1 mo
 Ppt-slow 3020,000 20,000 7,500 1 mo
 Ppt-slow 302,500 50 50 N301 mo
 Ppt-slow 301,000 50 0 1 mo
 Ppt-slow 301,000 1,000 1,000 2-3 mos
 Ppt-slow 301,000 1,000 0 Lease Agreemnt1 mo
 Ppt-slow 30100 50 0 N301 mo
 Ppt-slow 60500 250 50 1 mo
 Ppt-slow 60500 0 0 2-3 mos
 Ppt-slow 60100 50 0 N301 mo
 Ppt-slow 902,500 250 250 1 mo
 Ppt-slow 90250 100 100 N304-5 mos
 Ppt-slow 1207,500 500 500 1 10 PROX4-5 mos
 Slow 535,000 15,000 100 N301 mo
 Slow 301,000 100 0 1 mo
 Slow 301,000 1,000 1,000
 Slow 30500 0 0 6-12 mos
 Slow 30500 0 0 1 mo
 Slow 30250 100 100
 Slow 30-607,500 0 0 4-5 mos
 Slow 30-602,500 2,500 1,000 1 mo
 Slow 60+50 50 50 2-3 mos
 Slow 30-905,000 1,000 750 1 mo
 Slow 30-90250 0 0 2-3 mos
 Slow 12050 50 50 N306-12 mos
 04/06 Ppt400,000 75,000 0 1 mo

DB Comprehensive Report CENTERPOINT ENERGY RESOURCES CORP

Payments Detail Key: red = 30 or more days beyond terms
Payment experiences reflect how bills are met in relation to the terms granted. In some instances payment beyond terms can be the result of disputes over merchandise, skipped invoices etc. Each experience shown is from a separate supplier. Updated trade experiences replace those previously reported.

Jump to:

Overview|Scores|Payments|History & Operations|Banking & Finance

Public Filings

Public Filings

The following data includes both open and closed filings found in D&B's database on the subject company.

Record Type#	of Records	Most Recent Filing Date
Bankruptcy Proceedings	0-	
Judgments	0-	
Liens	103/21/2001	
Suits	1107/17/2006	
UCC's	40105/10/2006	

The following Public Filing data is for information purposes only and is not the official record. Certified copies can only be obtained from the official source.

Liens

A lienholder can file the same lien in more than one filing location. The appearance of multiple liens filed by the same lienholder against a debtor may be indicative of such an occurrence.

Amount:\$882,000
Status:Released
BOOK/PAGE:3088/203
Type:State Tax
Filed by:STATE OF LOUISIANA
Against:RELIANT ENERGY RESOURCESCORP; SHREVEPORT, LA
Where filed:CADDO PARISH DISTRICT COURT, SHREVEPORT, LA

Date status attained:03/22/2002
Date filed:03/21/2001
Latest Info Received:03/22/2004

suits

Status:Pending
CASE NO.:20060717028
Plaintiff:MELROSE ELECTRIC INC
Defendant:CENTERPOINT ENERGY MINNEGASCO, MINNEAPOLIS, MN

DB Comprehensive Report CENTERPOINT ENERGY RESOURCES CORP
Where filed:HENNEPIN COUNTY CONCILIATION COURT, MINNEAPOLIS, MN

Date status attained:07/17/2006
Date filed:07/17/2006
Latest Info Received:08/04/2006

Status:Pending
CASE NO.:042184
Plaintiff:CARL JONES SR ETAL
Defendant:CENTERPOINT ENERGY RESOURCES CORPORATION, OPELOUSAS, LA
AND OTHERS
Where filed:ST LANDRY PARISH DISTRICT COURT, OPELOUSAS, LA

Date status attained:05/26/2004
Date filed:05/26/2004
Latest Info Received:06/25/2004

Status:Pending
CASE NO.:040919
Plaintiff:JEFERY A LANGLEY
Defendant:CENTERPOINT ENERGY RESOURCES CORPORATION, LAKE CHARLES, LA
Where filed:CALCASIEU PARISH DISTRICT COURT, LAKE CHARLES, LA

Date status attained:01/29/2004
Date filed:01/29/2004
Latest Info Received:04/08/2004

Status:Dismissed
CASE NO.:20030404018
Plaintiff:GARY DUANE OLSON
Defendant:CENTERPOINT ENERGY RESOURCES CORP, MINNEAPOLIS, MN AND
OTHERS
Where filed:HENNEPIN COUNTY CONCILIATION COURT, MINNEAPOLIS, MN

Date status attained:05/19/2003
Date filed:04/04/2003
Latest Info Received:05/03/2004

Status:Dismissed
CASE NO.:031316
Plaintiff:ROBERT BALL
Defendant:CENTERPOINT ENERGY RESOURCES CORPORATION, LAKE CHARLES,
LA AND OTHERS
Where filed:CALCASIEU PARISH DISTRICT COURT, LAKE CHARLES, LA

Date status attained:04/05/2004
Date filed:03/13/2003
Latest Info Received:07/16/2004

Status:Dismissed
CASE NO.:031120
Plaintiff:BARBARA MOREL

DB Comprehensive Report CENTERPOINT ENERGY RESOURCES CORP
Defendant: CENTERPOINT ENERGY RESOURCES CORP, LAKE CHARLES, LA AND
OTHERS
Where filed: CALCASIEU PARISH DISTRICT COURT, LAKE CHARLES, LA

Date status attained: 01/20/2004
Date filed: 03/05/2003
Latest Info Received: 07/16/2004

Status: Pending
CASE NO.: 473458
Plaintiff: ROBERTS L WILLIAMS ET AL
Defendant: CENTERPOINT ENERGY RESOURCES CORP AND OTHERS
Where filed: CADDO PARISH DISTRICT COURT, SHREVEPORT, LA

Date status attained: 02/14/2003
Date filed: 02/14/2003
Latest Info Received: 05/16/2003

Status: Pending
CASE NO.: 030793
Plaintiff: DIANNA PRAYLOR
Defendant: CENTERPOINT ENERGY RESOURCES CORP, LAKE CHARLES, LA AND
OTHERS
Where filed: CALCASIEU PARISH DISTRICT COURT, LAKE CHARLES, LA

Date status attained: 02/11/2003
Date filed: 02/11/2003
Latest Info Received: 03/21/2003

Status: Pending
CASE NO.: 030367
Plaintiff: ROBERTA LEBLEU
Defendant: CENTERPOINT ENERGY RESOURCES CORP, LAKE CHARLES, LA AND
OTHERS
Where filed: CALCASIEU PARISH DISTRICT COURT, LAKE CHARLES, LA

Date status attained: 01/23/2003
Date filed: 01/23/2003
Latest Info Received: 02/28/2003

Status: Dismissed
CASE NO.: 20021006
Plaintiff: DESTINY WILLIAMS WRIGHT
Defendant: RELIANT ENERGY RESOURCES CORP, LITTLE ROCK, AR AND OTHERS
Where filed: PULASKI COUNTY CIRCUIT COURT, LITTLE ROCK, AR

Date status attained: 01/23/2003
Date filed: 02/08/2002
Latest Info Received: 02/07/2003

If it is indicated that there are defendants other than the report
subject, the lawsuit may be an action to clear title to property and
does not necessarily imply a claim for money against the subject.

DB Comprehensive Report CENTERPOINT ENERGY RESOURCES CORP

products

Collateral:All Negotiable instruments including proceeds and

Type:Original

Sec. party:CHASE MANHATTAN INTERNATIONAL LIMITED, AS COLLATERAL AGENT

Debtor:RELIANT ENERGY FINANCECO III LP

Filing number:9950503

Filed with:SECRETARY OF STATE/UCC DIVISION, DOVER, DE

Date filed:09/30/1999

Latest Info Received:10/18/1999

Collateral:All Negotiable instruments including proceeds and products - All General intangibles(s) including proceeds and products - PARTNERSHIP INTEREST including proceeds and products

Type:Amendment

Sec. party:CHASE MANHATTAN INTERNATIONAL LIMITED, AS. COLLATERAL AGENT

Debtor:RELIANT ENERGY FINANCECO III LP

Filing number:039474

Filed with:SECRETARY OF STATE/UCC DIVISION, DOVER, DE

Date filed:06/22/2000

Latest Info Received:07/18/2000

Original UCC filed date:09/30/1999

Original filing no.:9950503

products

Collateral:All Negotiable instruments including proceeds and products - All General intangibles(s) including proceeds and

Type:Original

Sec. party:THE CHASE MANHATTAN BANK, AS COLLATERAL AGENT, BROOKLYN, NY

Debtor:RELIANTY ENERGY FINANCECO IV LP

Filing number:015588

Filed with:SECRETARY OF STATE/UCC DIVISION, DOVER, DE

Date filed:03/15/2000

Latest Info Received:04/03/2000

products

Collateral:All Negotiable instruments including proceeds and

Type:Original

Sec. party:THE CHASE MANHATTAN BANK, AS COLLATERAL AGENT, BROOKLYN, NY

Debtor:RELIANT ENERGY, INCORPORATED

Filing number:015590

Filed with:SECRETARY OF STATE/UCC DIVISION, DOVER, DE

Date filed:03/15/2000

Latest Info Received:04/03/2000

collateral:All Negotiable instruments and proceeds - All General

DB Comprehensive Report CENTERPOINT ENERGY RESOURCES CORP
intangibles(s) and proceeds

Type:Original

Sec. party:RELIANT ENERGY, INCORPORATED, HOUSTON, TX

Debtor:RELIANT ENERGY POWER GENERATION, INC.

Filing number:9957045

Filed with:SECRETARY OF STATE/UCC DIVISION, DOVER, DE

Date filed:10/12/1999

Latest Info Received:11/18/1999

Collateral:All Negotiable instruments including proceeds and
products - All General intangibles(s) including proceeds and

products

Type:Amendment

Sec. party:RELIANT ENERGY, INCORPORATED, HOUSTON, TX

Debtor:RELIANT ENERGY POWER GENERATION, INC.

Filing number:015213

Filed with:SECRETARY OF STATE/UCC DIVISION, DOVER, DE

Date filed:03/10/2000

Latest Info Received:04/03/2000

Original UCC filed date:10/12/1999

Original filing no.:9957045

Collateral:All Negotiable instruments and proceeds

Type:Original

Sec. party:BARCLAYS BANK PLC, AS SECURITY TRUSTEE, C/O FRANK ROGERS

Debtor:RELIANT ENERGY CAPITAL (EUROPE), INC.

Filing number:015049

Filed with:SECRETARY OF STATE/UCC DIVISION, DOVER, DE

Date filed:03/13/2000

Latest Info Received:04/03/2000

Collateral:All Negotiable instruments and proceeds

Type:Original

Sec. party:CHASE MANHATTAN INTERNATIONAL LIMITED, AS COLLATERAL
AGENT

Debtor:RELIANT ENERGY, INCORPORATED

Filing number:9950500

Filed with:SECRETARY OF STATE/UCC DIVISION, DOVER, DE

Date filed:09/30/1999

Latest Info Received:10/18/1999

Collateral:Negotiable instruments including proceeds and products

Type:Original

Sec. party:THE CHASE MANHATTAN BANK, AS COLLATERAL AGENT, HOUSTON,
TX

Debtor:RELIANT ENERGY, INCORPORATED

Filing number:01133613

Filed with:SECRETARY OF STATE/UCC DIVISION, AUSTIN, TX

Date filed:07/17/2001

Latest Info Received:08/27/2001

DB Comprehensive Report CENTERPOINT ENERGY RESOURCES CORP

Collateral:Negotiable instruments including proceeds and products -
General intangibles(s) including proceeds and products
Type:Original

Sec. party:RELIANT ENERGY POWER GENERATION, INC., HOUSTON, TX
Debtor:RELIANT ENERGY CAPITAL (EUROPE), INC.
Filing number:00468657
Filed with:SECRETARY OF STATE/UCC DIVISION, AUSTIN, TX

Date filed:04/07/2000
Latest Info Received:05/01/2000

Collateral:Negotiable instruments including proceeds and products -
PARTNERSHIP INTEREST including proceeds and products
Type:Original

Sec. party:THE CHASE MANHATTAN BANK, AS COLLATERAL AGENT, BROOKLYN,
NY
Debtor:RELIANT ENERGY, INCORPORATED
Filing number:00451432
Filed with:SECRETARY OF STATE/UCC DIVISION, AUSTIN, TX

Date filed:03/15/2000
Latest Info Received:04/07/2000

Type:Termination

Sec. party:THE CHASE MANHATTAN BANK, AS COLLATERAL AGENT, BROOKLYN,
NY
Debtor:RELIANT ENERGY, INCORPORATED
Filing number:00451432
Filed with:SECRETARY OF STATE/UCC DIVISION, AUSTIN, TX

Date filed:09/06/2000
Latest Info Received:09/15/2000
Original filing no.:00451432

Collateral:Negotiable instruments and proceeds - General
intangibles(s) and proceeds - PARTNERSHIP INTERESTS and proceeds
Type:Amendment

Sec. party:CHASE MANHATTAN INTERNATIONAL LIMITED, AS COLLATERAL
AGENT, LONDON
Debtor:RELIANT ENERGY FINANCECO III LP
Filing number:99197987
Filed with:SECRETARY OF STATE/UCC DIVISION, AUSTIN, TX

Date filed:06/22/2000
Latest Info Received:08/08/2000
Original UCC filed date:09/30/1999
Original filing no.:99197987
There are additional UCC's in D&B's file on this company available
by contacting 1-800-234-3867.

There are additional suits, liens, or judgments in D&B's file on
this company available by contacting
1-800-234-3867.

The public record items contained in this report may have been paid,

DB Comprehensive Report CENTERPOINT ENERGY RESOURCES CORP
terminated, vacated or released prior to the date this report was
printed.

Government Activity

Activity summary

Borrower (Dir/Guar):NO

Administrative debt:NO

Contractor:YES

Grantee:NO

Party excluded from federal program(s): NO

Possible candidate for socio-economic program consideration

Labor surplus area:YES (2006)

Small Business:N/A

8(A) firm:N/A

The details provided in the Government Activity section are as
reported to Dun & Bradstreet by the federal government and other
sources.

Jump to:

[Overview](#)|[Scores](#)|[Payments](#)|[Public Filings](#)|[Banking &](#)

Finance

[History & Operations](#)

History

The following information was reported 07/21/2006:

Officer(s): DAVID M MCCLANAHAN, PRES-CEO+

GARY L WHITLOCK, EX V PRES-CFO

JAMES S BRIAN, SR V PRES-CAO

DIRECTOR(S): The officers identified by (+)

Business started 1928. Present control succeeded 2001. 100% of
capital stock is owned by Utility Holding LLC.

This business originally started in 1928 and operated as a publicly
held company until August 6, 1997 when it was purchased and merged
into Houston Industries Inc in a merger valued at \$3.9 billion. At
that time, the predecessor, NorAm became a subsidiary of Houston
Industries Inc. Shareholders of NorAm common stock received \$16.3051
or 0.74963 share of Houston Industries Inc common stock for each
share of NorAm common owned. The parent company, Houston Industries
Inc changed its name on February 8, 1999 to Reliant Energy Inc.
Reliant Energy Resources Corp, a Delaware corporation, was
incorporated in 1996 and operated as a wholly-owned subsidiary of
Reliant Energy Inc, Houston, TX.

As of August 1, 2004, all 1,000 shares of CenterPoint Energy
Resources Corp. common stock were held by Utility Holding, LLC, a
wholly owned subsidiary of CenterPoint Energy, Inc.

DB Comprehensive Report CENTERPOINT ENERGY RESOURCES CORP
REORGANIZATION/BUSINESS SEPARATION:

Effective August 31, 2002, Reliant Energy, Incorporated (Reliant Energy), a Texas corporation and the sole stockholder of Reliant Energy Resources Corp consummated a restructuring transaction as a result of which it became an indirect wholly owned subsidiary of a new holding company, CenterPoint Energy, Inc (CenterPoint Energy), and each share of common stock of Reliant Energy was converted into one share of common stock of CenterPoint Energy. Also, as part of the restructuring (i) Reliant Energy conveyed its Texas electric generation assets and certain buildings and related assets to wholly owned subsidiaries, (ii) Reliant Energy was converted into a Texas limited liability company named CenterPoint Energy Houston Electric, LLC, and (iii) the capital stock of all of Reliant Energy's former subsidiaries (other than certain financing subsidiaries), including the Company, the subsidiaries that acquired the Texas electric generation assets and the buildings and the approximately 83% ownership interest in Reliant Resources, Inc., was distributed to CenterPoint Energy.

These transactions were consummated pursuant to the Texas restructuring law and Reliant Energy's plan to restructure its businesses into two distinct publicly traded companies.

In September 2002, a corporate reorganization was completed, of which CenterPoint Energy Inc, DUNS #10-459-0802 became the new holding company and Reliant Energy Inc, DUNS #00-793-1728 (now called CenterPoint Energy Houston Electric, LLC) became a wholly-owned subsidiary of CenterPoint Energy Inc. In addition, Reliant Energy Resources Corp, DUNS #00-694-8210, which was renamed CenterPoint Energy Resources Corp (CERC Corp), as part of the Restructuring, is now an indirect wholly-owned subsidiary of CenterPoint Energy Inc. It is 100% owned by Utility Holding LLC.

Reliant Resources Inc, DUNS #00-820-0680, formerly an 83% owned subsidiary of CenterPoint Energy Inc, was completely spun off and is now an independent publicly-owned company, whose shares are traded on the NYSE under the ticker symbol, "RRI".

Pursuant to the Business Separation Plan, the Company's plan is to separate its businesses into two publicly traded companies (CenterPoint Energy and Reliant Resources) in order to separate (i) its unregulated businesses from its regulated businesses and (ii) its generation, transmission and distribution and retail electric sales functions from each other as required by the Texas Electric Restructuring Law.

MANAGEMENT BACKGROUND:

DAVID M MCCLANAHAN born 1950. Became President and CEO here in September 2002. Is also President and CEO of the parent. Had served as Vice Chairman of Reliant Energy and President and Chief Operating Officer-Regulated Operations, which was responsible for regulated electricity and natural gas distribution and natural gas pipeline operations, since 1999. Prior to being named President of Regulated Operations, Mr. McClanahan served as President of the electric utility division of Reliant Energy. He has served in various executive officer capacities with Reliant Energy, its predecessors and subsidiaries since 1986.

GARY L WHITLOCK born 1948. Has served as Executive Vice President and Chief Financial Officer of CenterPoint Energy since September 2002. He served as Executive Vice President and Chief Financial Officer of the Delivery Group of Reliant Energy from July 2001 to

DB Comprehensive Report CENTERPOINT ENERGY RESOURCES CORP
September 2002. Mr. Whitlock served as the Vice President, Finance
and Chief Financial Officer of Dow AgroSciences, a subsidiary of The
Dow Chemical Company, from 1998 to 2001.

JAMES S BRIAN born 1948. Has served as Senior Vice President and
Chief Accounting Officer of CenterPoint Energy since August 2002. He
served as Senior Vice President, Finance and Administration of the
Delivery Group of Reliant Energy from 1999 to August 2002, and as
Vice President and Chief Financial Officer of Reliant Energy HL&P
from 1997 to 1999. Mr. Brian has served in various executive
capacities with Reliant Energy since 1983.

SISTER SUBSIDIARIES:

(1) CenterPoint Energy Houston Electric, LLC, formerly Reliant
Energy, Incorporated, Houston, TX, DUNS #-793-1728. Engaged as an
electric transmission and distribution utility.

(2) Texas Genco Holdings, Inc, Houston, TX. Is engaged in electric
generation.

Corporate Family

For more details on the Corporate Family, view the interactive
global family tree

COMING SOON!

Easily order Business Information Reports on international family
members through the Corporate Family section.

Parent:

Select business below to buy a Comprehensive Report.
Centerpoint Energy, IncHouston, TXDUNS # 13-549-6508

Subsidiaries (US):

Select businesses below to buy Comprehensive Report(s).
Alg Gas Supply CompanyShreveport, LADUNS # 60-563-9137
Arkla Intratex Transmission CompanyShreveport, LADUNS # 83-568-7476
Arkla Products CompanyHouston, TXDUNS # 83-568-7468
Centerpoint EnergySaint Louis, MODUNS # 00-696-8077
Centerpoint Energy Field Services, IncShreveport, LADUNS #
83-568-7930
Centerpoint Energy Gas Transmission CompanyHouston, TXDUNS #
87-267-0161
Centerpoint Energy Management Services, IncHouston, TXDUNS #
11-775-5954
Centerpoint Energy Services, IncSaint Louis, MODUNS # 87-905-7420
Centerpoint Energy Services, IncHouston, TXDUNS # 83-861-1739
Entex Gas Marketing CompanyHouston, TXDUNS # 83-861-1689
Industrial Gas Supply CorporationHouston, TXDUNS # 79-937-6058
National Furnace CompanyShreveport, LADUNS # 06-298-1667
Noram Gas Processing CompanyShreveport, LADUNS # 83-861-1762

DB Comprehensive Report CENTERPOINT ENERGY RESOURCES CORP

Subsidiaries (International):

Reliant Energy Services Canada, Ltd Calgary, CANADA DUNS #
25-677-7020

Branches (US):

Select companies below to buy Business Information Report(s).

Centerpoint Energy Resources Corp Batesville, ARDUNS # 13-735-2027
Centerpoint Energy Resources Corp Camden, ARDUNS # 61-670-7618
Centerpoint Energy Resources Corp Conway, ARDUNS # 13-735-0757
Centerpoint Energy Resources Corp De Queen, ARDUNS # 18-165-6323
Centerpoint Energy Resources Corp Dumas, ARDUNS # 61-670-9143
Centerpoint Energy Resources Corp El Dorado, ARDUNS # 61-670-8228
Centerpoint Energy Resources Corp El Dorado, ARDUNS # 61-762-0331
Centerpoint Energy Resources Corp Fort Smith, ARDUNS # 62-448-0430
Centerpoint Energy Resources Corp Helena, ARDUNS # 04-946-0657
Centerpoint Energy Resources Corp Hot Springs, ARDUNS # 03-551-9610
Centerpoint Energy Resources Corp Jonesboro, ARDUNS # 61-670-8285
Centerpoint Energy Resources Corp Lavaca, ARDUNS # 06-142-1983
Centerpoint Energy Resources Corp Little Rock, ARDUNS # 00-805-8778
Centerpoint Energy Resources Corp Little Rock, ARDUNS # 78-472-0534
Centerpoint Energy Resources Corp London, ARDUNS # 94-899-2441
Centerpoint Energy Resources Corp Malvern, ARDUNS # 07-564-7537
Centerpoint Energy Resources Corp Malvern, ARDUNS # 94-899-2813
Centerpoint Energy Resources Corp Monticello, ARDUNS # 16-456-6911
Centerpoint Energy Resources Corp Morrilton, ARDUNS # 12-799-1636
Centerpoint Energy Resources Corp Paris, ARDUNS # 78-126-4320
Centerpoint Energy Resources Corp Pochontas, ARDUNS # 15-619-4268
Centerpoint Energy Resources Corp Searcy, ARDUNS # 12-750-1336
Centerpoint Energy Resources Corp Sheridan, ARDUNS # 14-473-4860
Centerpoint Energy Resources Corp Stuttgart, ARDUNS # 16-817-6568
Centerpoint Energy Resources Corp Taylor, ARDUNS # 62-803-8986

This list is limited to the first 25 branches.

For the complete list, view the interactive global family tree

Business Registration

CORPORATE AND BUSINESS REGISTRATIONS PROVIDED BY MANAGEMENT OR OTHER SOURCE

The Corporate Details provided below may have been submitted by the management of the subject business and may not have been verified with the government agency which records such data.

Registered Name: Reliant Energy Resources Corp

Business type: CORPORATION

Corporation type: PROFIT

Date incorporated: AUG 20 1996

State of incorporation: DELAWARE

DB Comprehensive Report CENTERPOINT ENERGY RESOURCES CORP

Filing date: AUG 20 1996

DE

where filed: SECRETARY OF STATE/CORPORATIONS DIVISION, DOVER,

Operations

07/21/2006

Description: Subsidiary of CENTERPOINT ENERGY, INC, HOUSTON, TX started 2001 which operates as a holding company. Parent company owns 100% of capital stock.

As noted, this Company is a subsidiary of Utility Holding LLC, DUNS #13-549-6508, and reference is made to that report for background information on the parent company and its management.

CenterPoint Energy Resources Corp is principally engaged in the distribution and transmission/transportation (pipeline) of natural gas and is also a major interstate natural gas pipeline company and a provider of energy marketing services.

The Company conducts intrastate natural gas sales to, and natural gas transportation for, residential, commercial and industrial customers through three unincorporated divisions: Arkla, Entex and Minnegasco. These operations are regulated as gas utility operations in the jurisdictions served by these divisions.

The Company owns and operates approximately 8,200 miles of gas transmission lines primarily located in Missouri, Illinois, Arkansas, Louisiana, Oklahoma and Texas. It also owns and operates six natural gas storage fields with a combined daily deliverability of approximately 1.2 Bcf and a combined working gas capacity of approximately 64.3 Bcf.

Terms vary with product/service and include net 30 and 2% discount. Principal utility billings made monthly, net due 30 days. Number of accounts are unknown. Sells to residential, commercial and industrial users, municipalities, governmental units and many others. Territory : Primarily Arkansas, Mississippi, Louisiana, Oklahoma, Texas and Minnesota.

Season peaks summer/winter months.

Employees: 4,991 which includes officer(s). 95 employed here.

Facilities: Shares 100,000 sq. ft. in a multi story steel building. Shares premise with the parent.

Location: Central business section on main street.

Branches: This business has multiple branches, detailed information is available in D&B's linkage or family tree products.

Subsidiaries: This business has multiple subsidiaries; detailed subsidiary information is available in D&B's linkage or family tree

DB Comprehensive Report CENTERPOINT ENERGY RESOURCES CORP products.

SIC & NAICS

SIC:

Based on information in our file, D&B has assigned this company an extended 8-digit SIC. D&B's use of 8-digit SICs enables us to be more specific to a company's operations than if we use the standard 4-digit code.

The 4-digit SIC numbers link to the description on the Occupational Safety & Health Administration (OSHA) web site. Links open in a new browser window.

49240000Natural gas distribution

49229901Pipelines, natural gas

NAICS:

221210Natural Gas Distribution

486210Pipeline Transportation of Natural Gas

Jump to:

[Overview](#) | [Scores](#) | [Payments](#) | [Public Filings](#) | [History & Operations](#)

Banking & Finance

Statement Update

08/09/2006

Interim Consolidated statement dated JUN 30 2006:

Assets	Liabilities
Cash226,000,000	Accts Pay406,000,000
Accts Rec4,000,000	Accounts & Notes
Payable-Affiliated24,000,000	
Inventory242,000,000	Accruals105,000,000
Accounts & Notes Receivables-Net570,000,000	L.T.
Liab-(1yr)153,000,000	
Accrued Unbilled Revenue91,000,000	Customer
Deposits60,000,000	
Non-Trading Derivatives Assets107,000,000	Non-Trading
Derivative Liabilities103,000,000	
Taxes Receivable45,000,000	other Curr Liabs237,000,000
Other Curr Assets187,000,000	
Curr Assets \$1,472,000,000	Curr Liabs \$1,088,000,000
Fixt & Equip4,227,000,000	Total Other
Liabilities1,565,000,000	
Goodwill1,709,000,000	Long-Term Debt2,155,000,000
Other Intangibles-Net18,000,000	ADDIT. PD.-IN
CAP2,405,000,000	
Non-Trading Derivatives Assets79,000,000	ACCUM OTHER
COMPREHENSIVE INCOME2,000,000	

DB Comprehensive Report CENTERPOINT ENERGY RESOURCES CORP	
Other Assets	228,000,000
RETAINED EARNINGS	518,000,000
Total Assets	\$7,733,000,000
Total	\$7,733,000,000

From JAN 01 2006 to JUN 30 2006 sales \$4,074,000,000; gross profit \$4,074,000,000; operating expenses \$3,809,000,000. Operating income \$265,000,000; other income \$8,000,000; other expenses \$82,000,000; net income before taxes \$191,000,000; Federal income tax \$71,000,000; net income \$120,000,000.

Statement obtained from Securities And Exchange Commission. Prepared from books without audit.

Fixed assets shown net less \$598,000,000 depreciation.

Explanations

The net worth of this company includes intangibles; Other Current Assets consist of Deferred tax asset and Prepaid expenses and other current assets; Other Assets consist of Accounts receivable-affiliated companies-net and Other.

Banking

(09/04) As reported in the company's 2004 second quarter 10-Q filing, as of June 30, 2004, the company had a revolving credit facility that provided for an aggregate of \$250 million in committed credit. The revolving credit facility terminates on March 23, 2007. Fully-drawn rates for borrowings under this facility, including the facility fee, are London interbank offered rate (LIBOR) plus 150 basis points based on current credit ratings and the applicable pricing grid. As of June 30, 2004, such credit facility was not utilized.

Key Business Ratios

Statement date: DEC 31 2005
Based on this number of establishments: 18

Industry Norms based on 18 establishments

This Business	Industry Median	Industry Quartile
Profitability		
Return on Sales	2.43	64
Return on Net Worth	6.91	23
Short-Term Solvency		
Current Ratio	1.01	23
Quick Ratio	0.50	73
Efficiency		
Assets Sales	102.91	77.61
Sales / Net working Capital	198.41	16.41
Utilization		
Total Liabs / Net worth	195.12	22.82

Finance

DB Comprehensive Report CENTERPOINT ENERGY RESOURCES CORP
05/15/2006

Three-year statement comparative:

Fiscal			
Consolidated			
Dec 31 2001	Fiscal		
Consolidated			
Dec 31 2002	Fiscal		
Consolidated			
Dec 31 2003			
Current Assets	892,919,000	959,111,000	1,169,126,000
Current Liabs	918,009,000	1,704,246,000	937,783,000
Current Ratio	0.970	0.561	1.25
Working Capital	(25,090,000)	(745,135,000)	231,343,000
Other Assets	5,099,487,000	5,489,391,000	5,683,536,000
Long Term Liabs	2,853,815,000	2,701,827,000	3,721,414,000
Net worth	2,220,582,000	2,042,429,000	2,193,465,000
Sales	5,044,419,000	4,207,836,000	5,649,720,000
Net Income (Loss)	67,244,000	120,060,000	128,878,000
Deprec & Amort	207,203,000	167,456,000	175,975,000
Capital Expenditures	263,257,000	266,208,000	265,061,000
Cash Prov (Used)	op502,092,000	433,863,000	317,172,000
Interest Expense	154,993,000	153,713,000	178,985,000

Fiscal Consolidated statement dated DEC 31 2005:

Assets	Liabilities		
Cash	31,000,000	Accts Pay	1,077,000,000
Accts Rec	942,000,000	Accounts & Notes Pay-Affiliated	
Co	319,000,000		
Inventory	323,000,000	Taxes	113,000,000
Accrued Unbilled Revenue	500,000,000	L.T.	
Liab-(1yr)	154,000,000		
Non-Trading Derivative Assets	131,000,000	Customer	
Deposits	62,000,000		
Taxes Receivable	117,000,000	Non-Trading Derivative	
Liabilities	43,000,000		
Deferred Tax Assets	17,000,000	Other Curr Liabs	341,000,000
Prepaid	11,000,000		
Other Curr Assets	119,000,000		
Curr Assets	\$2,191,000,000	Curr Liabs	\$2,109,000,000
Fixt & Equip	4,105,000,000	Accum Deferred Income	
Taxes-Net	663,000,000		
Goodwill	11,709,000,000	Long-Term Debt	1,838,000,000
Other Intangibles-Net	18,000,000	L.T. Liab-Other	878,000,000
Non-Trading Derivative Assets	104,000,000	STOCKHOLDERS	
EQUITY	2,813,000,000		
Other Assets	174,000,000		
Total Assets	\$8,301,000,000	Total	\$8,301,000,000

From JAN 01 2005 to DEC 31 2005 annual sales \$8,070,000,000. Gross profit \$8,070,000,000; operating expenses \$7,606,000,000. Operating income \$464,000,000; other income \$21,000,000; other expenses \$176,000,000; net income before taxes \$309,000,000; Federal income tax \$116,000,000. Net income \$193,000,000.

Statement obtained from Securities And Exchange Commission. Prepared
Page 26

DB Comprehensive Report CENTERPOINT ENERGY RESOURCES CORP
from statement(s) by Accountant: Deloitte & Touche LLP, Houston,
Texas.

ACCOUNTANT'S OPINION

A review of the accountant's opinion indicated that the financial
statement meets generally accepted accounting principles and the
audit contains no qualifications.

Fixed assets shown net less \$569,000,000 depreciation.

Explanations

The net worth of this company includes intangibles; Other Assets
consist of Accounts and notes receivable-affiliated companies-net
and Other; Other Long Term Liabilities consist of Non-trading
derivative liabilities, Benefit obligations and Other.

On May 15, 2006 the financial information was updated.

Customer Service

If you have questions about this report, please call our Customer
Resource Center at 1.800.234.3867 from anywhere within the U.S. If
you are outside the U.S. contact your local D&B office.

*** Additional Decision Support Available ***

Additional D&B products, monitoring services and specialized
investigations are available to help you evaluate this company or
its industry. Call Dun & Bradstreet's Customer Resource Center at
1.800.234.3867 from anywhere within the U.S. or visit our website at
www.dnb.com.

Copyright 2006 Dun & Bradstreet - Provided under contract for the
exclusive use of subscriber. 263150410L

**Natural Gas Supplier Application
Question No. 17B**

QUESTION 17B (Part 1):
Applicant's chief officers

200 LEO - 1 P: 4: 10

SECRETARY'S BUREAU

Wayne Stinnett, Jr.

Current Position: President of CenterPoint Energy Services, which includes commercial and industrial sales, local distribution company gas supply and rates.

Previous Positions: He joined the company in 1983 as vice president of rates for Entex and served in various executive management positions including rates, information technology and technical services through 1991. Stinnett was then named senior vice president and chief financial officer of Entex in 1994 and assumed responsibility for accounting, rates, information technology, gas supply and Entex Fuels. Before joining the company, Stinnett was an audit manager with Arthur Andersen & Co. in the regulated utility practice in Houston. Before joining Andersen in 1978, he was Assistant Professor of Accounting in the Jesse Jones Graduate School of Business and Public Management at Rice University.

Education and Accreditation: Stinnett has a master's degree in economics from Rice University and is a certified public accountant.

Affiliations and Honors: He is a member of both the American and Southern Gas Associations.

Personal: Stinnett is a native of California.

Ben J. Reese
Senior Vice President & Chief Commercial Officer
CenterPoint Energy Service

Ben Reese is currently Senior Vice President & Chief Commercial Officer of CenterPoint Energy Services, and is responsible for the unregulated natural gas marketing functions and the non-jurisdictional intrastate pipelines.

He joined the Company (Reliant Energy) in 1998 and has served in various capacities in business development, natural gas sales, and development of the marketing requirements for newly deregulated electric marketing in ERCOT.

Ben began his career with USX-Delhi Corporation where he served in various capacities, including over 15 years in engineering, planning and commercial roles. He was involved in the construction of pipelines, plant and storage facilities. Later he held commercial roles managing natural gas and power marketing.

He graduated from Texas A&M University in 1980 with a B.S. degree in Chemical Engineering. He is a member of the Southern Gas Association and a former board member of NESAs. He is also active in speaking and sponsoring various forums including the TGA and the Utility forums in the Southeast and Midwest.

MARC KILBRIDE

Marc Kilbride began his career at Houston Lighting & Power in December 1977 and held various positions in Finance, from Financial Analyst to Manager of Finance. In 1986, he was promoted to the position of Assistant Secretary & Assistant Treasurer, Houston Industries Incorporated. In March of 1993, Marc was named Director of Market Development, Houston Industries Energy, Inc. and was responsible for project development in Latin America. He was then promoted to Treasurer of Houston Industries Incorporated on April 16, 1997 where he became responsible for corporate finance, risk management, shareholder services, cash management and bank relationships, and the investment of benefit plan assets. Marc's current title is Vice President & Treasurer, CenterPoint Energy.

Mr. Kilbride is a member of the American Institute of Certified Public Accountants, the Financial Executives Institute and The National Association of Corporate Treasurers.

EDWIN J. SPIEGEL, III

Education

1969	Dartmouth College	A.B.
1972	University of Missouri (Columbia)	J.D.

Work Experience

1972-1974 Associate, Armstrong, Teasdale, Kramer & Vaughan

1974-1988 Mississippi River Transmission Corporation

- Manager, Gas Contracts
- Assistant Vice President, Gas Supply
- Vice President, Gas Supply
- Vice President and General Counsel

1988-1991 Arkla Energy Marketing

- Senior Vice President

1991-1993 Mississippi River Transmission Corporation

- Vice President, Gas Supply

1993-Present MRT Energy Marketing/CenterPoint Energy Services

- Senior Vice President

George C. Hepburn, III

George Hepburn, Division Vice President, and Corporate Secretary of CenterPoint Energy Services, acts as legal counsel to senior management, represents the company before state agencies, oversees major litigation, contracts negotiation and documentation, negotiation and documentation of acquisitions and supervises legal department and outside counsel.

Hepburn began his career with CenterPoint in 1980, having previously held a position with Houston Lighting and Power as an economist.

Hepburn received a bachelor of art degree from Beloit College, his master's degree and juris doctorate from the University of Houston.

A member of several organizations, Hepburn belongs to the American Bar Association, Houston Bar Association, State Bar of Texas, American Gas Association and the Texas Gas Association.

QUESTION 17B (Part 2):

Applicant's custodian of accounting records:

James Brian
Chief Accounting Office
CenterPoint Energy Services
1111 Louisiana
Houston, TX 77001
Telephone: (713) 207-7575
Facsimile: (713) 207-5582

2006 DEC -1 PM 4: 10

SECRETARY'S BUREAU

Natural Gas Supplier Application
Question No. 18

Question No 18.

Identity of the Applicant's officer directly responsible for operations:

CenterPoint Energy Services, Inc. (CES) is a natural gas marketing company. As such it buys and sells natural gas and provides natural gas management services. CES owns no pipelines or gas distribution facilities. Eric Sullivan will be the CES officer directly responsible for Pennsylvania operations.

Mr. Sullivan's professional resume is attached.

2006 DEC -1 P11 4: 11
SECRETARY'S BUREAU

Eric W. Sullivan

Vice President, CenterPoint Energy Services, Inc.

Responsible for various retail natural gas markets including sales to industrial and commercial customers. Manage marketing, sales, and operations associated with retail customers behind LDC city gates. Develop strategic plans, create products and manage growth. Manage contract offerings, fixed price obligations, competitive analysis and overall customer experience. Responsible for all aspects of business unit financial performance.

Previous Work Experience

CenterPoint Energy Gas Services (formerly Reliant Energy Retail, Inc.) Minneapolis, MN

Director, Marketing

1999 - 2005

Direct marketing and sales to industrial and commercial customers in Minnesota, Wisconsin and Illinois. Manage P&L, oversee fixed price products and provide direction to sales managers and field sales force. Develop strategic plans, create products and develop new Midwest energy markets.

Director, Mass Markets

1995 - 1998

Direct gas and electric marketing business for residential and small commercial markets. Responsible for all business functions including market analysis, marketing, direct sales, customer service/billing, supply management and regulatory relations.

Minnegasco, Division of NorAm Energy Corp., Minneapolis, MN

Director, Energy Sales

1989 - 1995

Direct a combination of regulated delivery and unregulated energy sales activities. Develop and manage Minnegasco's profitable transition to unbundled services for commercial and industrial customers.

Manager, Large Volume and Special Contract Sales

1987 - 1989

Manage department responsible for large commercial and industrial customers in Minnesota, Nebraska, and South Dakota. Responsible for strategic planning, term gas transportation contracts, new business ventures, and maintaining customer loyalty. Approve all gas main extensions, new area expansion projects, etc.

Technical Sales Engineer (Minnegasco)

1985 - 1987

Direct contact with architects, engineers, developers and owners to influence equipment decisions in favor of natural gas.

General Electric Company, Minneapolis, MN

Field Service Engineer

Jun. 1980 - Jul. 1985

Supervise steam turbine and generator maintenance and installations at paper mills, municipal utility plants, central electric generating stations and industrial plants.

EDUCATION

B.S. Mechanical Engineering, University of North Dakota, Graduate June 1980
Professional Engineer license, State of Minnesota