



Duquesne Light

Our Energy... Your Power

October 31, 2014

RECEIVED

VIA OVERNIGHT MAIL

NOV 2 2014

Rosemary Chiavetta, Secretary
Pennsylvania Public Utility Commission
Commonwealth Keystone Building, 2nd Floor
400 North Street
Harrisburg, PA 17120

PA PUBLIC UTILITY COMMISSION
SECRETARY'S BUREAU

RE: Pennsylvania Public Utility Commission v. Duquesne Light Company; Docket No. R-2013-2372129

Dear Secretary Chiavetta:

Pursuant to Paragraph 35 of the Joint Petition for Settlement approved by Commission Order entered on April 23, 2014 at Docket No. R-2013-2372129, Duquesne Light Company is providing its Total Company and Jurisdictional report.

The enclosed update includes actual capital expenditures, plant additions, plant retirements and utility placed in service balances for the future test year for the twelve months ended March 31, 2014 and for the gap month ended April 30, 2014.

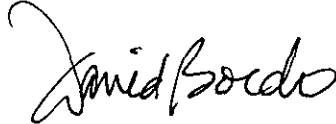
Duquesne Light Company notes that total Utility Plant in Service at April 30, 2014 trailed projections by approximately 3.7% and distribution Plant in Service at April 30, 2014 trailed projections by approximately 0.15%. The variance in total utility plant in service to projected amounts is primarily composed of the timing associated with three large projects described below.

- Delays imposed by PennDOT associated with the replacement of underground assets due to a PennDOT major roadway project (Service Capacity and Reliability Major Project #4 as referenced within the direct testimony provided by Scott R. Ward). Duquesne Light Company forecasts that the first phase of the replacement of underground assets project will begin to be placed in service in the 4th quarter of 2014 with all associated assets ultimately being placed in service in 2015.
- Delays in construction associated with a new service center in McKeesport (Infrastructure Support Project #2 as referenced within the direct testimony provided by Scott R. Ward). Duquesne Light Company placed the McKeesport service center into service in the third quarter of 2014.
- Delays in the timing of the installation of Duquesne Light Company's customer care and billing system which is expected to go into service during the fully projected future test year.

Rosemary Chiavetta, Secretary
October 31, 2014
Page Two

Should you have any questions, please do not hesitate to contact me.

Respectfully submitted,

A handwritten signature in black ink that reads "David Bordo". The signature is written in a cursive style with a large initial "D" and "B".

David B. Bordo, Vice President
Strategy & External Affairs

Enclosure

CC: Certificate of Service

Duquesne Light Company
2013 Rate Case - Future Test Year
\$ in Thousands

ADDITIONS TO PLANT

12 Months Year Ended March 31, 2014 plus Gap Month April 30, 2014

| FERC Plant Account | Apr-13 | May-13 | Jun-13 | Jul-13 | Aug-13 | Sep-13 | Oct-13 | Nov-13 | Dec-13 | Jan-14 | Feb-14 | Mar-14 | Gap Month Apr-14 |
|---|-----------|------------|---------|-----------|-----------|-----------|-----------|---------|--------------|-------------|-----------|-----------|------------------|
| Intangible Plant | | | | | | | | | | | | | |
| 301 - Organization | - | - | - | - | - | - | - | - | - | - | - | - | - |
| 302 - Franchises and consents | - | - | - | - | - | - | - | - | - | - | - | - | - |
| 303 - Misc intangible plant | 1,484 | 1,713,854 | 6,238 | 5,677 | 9,105 | 8,745 | 1,220,674 | (3,600) | 806,762 | 61,203 | (20,155) | 86,794 | 615,933 |
| Total For Intangible Plant | 1,484 | 1,713,854 | 6,238 | 5,677 | 9,105 | 8,745 | 1,220,674 | (3,600) | 806,762 | 61,203 | (20,155) | 86,794 | 615,933 |
| Steam Production Plant | | | | | | | | | | | | | |
| 310 - Land and land rights | - | - | - | - | - | - | - | - | - | - | - | - | - |
| 311 - Structures and improvements | - | - | - | - | - | - | - | - | - | - | - | - | - |
| 312 - Boiler plant equipment | - | - | - | - | - | - | - | - | - | - | - | - | - |
| 314 - Turbogenerator units | - | - | - | - | - | - | - | - | - | - | - | - | - |
| 315 - Accessory electric equipment | - | - | - | - | - | - | - | - | - | - | - | - | - |
| 316 - Misc power plant equipment | - | - | - | - | - | - | - | - | - | - | - | - | - |
| Total For Steam Production Plant | - | - | - | - | - | - | - | - | - | - | - | - | - |
| Nuclear Production Plant | | | | | | | | | | | | | |
| 320 - Land and land rights | - | - | - | - | - | - | - | - | - | - | - | - | - |
| 321 - Structures and improvements | - | - | - | - | - | - | - | - | - | - | - | - | - |
| 322 - Reactor plant equipment | - | - | - | - | - | - | - | - | - | - | - | - | - |
| 323 - Turbogenerator units | - | - | - | - | - | - | - | - | - | - | - | - | - |
| 324 - Accessory electric equipment | - | - | - | - | - | - | - | - | - | - | - | - | - |
| 325 - Misc power plant equipment | - | - | - | - | - | - | - | - | - | - | - | - | - |
| Total For Nuclear Production Plant | - | - | - | - | - | - | - | - | - | - | - | - | - |
| Other Production Plant | | | | | | | | | | | | | |
| 340 - Land and land rights | - | - | - | - | - | - | - | - | - | - | - | - | - |
| 341 - Structures and improvements | - | - | - | - | - | - | - | - | - | - | - | - | - |
| 342 - Fuel holders, products, access | - | - | - | - | - | - | - | - | - | - | - | - | - |
| 343 - Prime movers | - | - | - | - | - | - | - | - | - | - | - | - | - |
| 344 - Generators | - | - | - | - | - | - | - | - | - | - | - | - | - |
| 345 - Accessory electric equipment | - | - | - | - | - | - | - | - | - | - | - | - | - |
| 346 - Misc power plant equipment | - | - | - | - | - | - | - | - | - | - | - | - | - |
| Total For Other Production Plant | - | - | - | - | - | - | - | - | - | - | - | - | - |
| Transmission Plant | | | | | | | | | | | | | |
| 350 - Land and land rights | (22,964) | 322,524 | 10,062 | (3,619) | 7,922 | 4,224 | 10,435 | 7,140 | (351,194) | (279,550) | 272,035 | - | - |
| 352 - Structures and improvements | 21,500 | - | 526 | 6,908 | 1 | - | (54,587) | - | (376,079) | 46,485 | 327 | 45,540 | 11 |
| 353 - Station equipment | 1,971,784 | 728,405 | 381,670 | (241,661) | (413,935) | 1,055,335 | 961,761 | 371,735 | 5,198,497 | (1,154,139) | 956,712 | 2,886,932 | 1,324,206 |
| 354 - Towers and fixtures | - | 17,586,206 | 164,940 | 244,188 | 104,636 | 43,709 | 4,547 | 28,300 | (18,138,616) | 67,370 | (36,157) | 3,358 | 420,992 |
| 355 - Poles and fixtures | 501,824 | 1,039,632 | 95,138 | (96,353) | (15) | 776,616 | 4,482 | 3,690 | 16,519,162 | (31,157) | (163,289) | 71,989 | 70,127 |
| 356 - Overhead conductors, devices | (465,821) | 12,469,294 | 68,414 | 94,551 | 212,920 | 108,207 | 96,650 | 38,594 | (4,447,403) | 266,566 | (124,710) | 61,703 | 478,674 |
| 357 - Underground conduit | - | 245 | 77 | 34,360 | (739) | - | (245) | - | (26,487) | (39,698) | - | - | - |
| 358 - Undergrnd conductors, devices | (42,167) | 187,839 | 17,584 | 58,175 | 79,836 | 118,548 | 58,053 | 77,215 | (1,023,185) | (444,235) | 20,853 | 61,751 | (58,053) |
| 359 - Roads and trails | - | - | - | - | - | - | - | - | 7,048,080 | (1,732) | 10,787 | 25 | 14,086 |
| Total For Transmission Plant | 1,964,156 | 32,334,144 | 733,411 | 96,548 | (9,374) | 2,106,638 | 1,081,096 | 526,673 | 4,402,774 | (1,570,089) | 936,557 | 3,131,298 | 2,250,043 |

Duquesne Light Company
2013 Rate Case - Future Test Year
\$ in Thousands

ADDITIONS TO PLANT

12 Months Year Ended March 31, 2014 plus Gap Month April 30, 2014

| FERC Plant Account | Apr-13 | May-13 | Jun-13 | Jul-13 | Aug-13 | Sep-13 | Oct-13 | Nov-13 | Dec-13 | Jan-14 | Feb-14 | Mar-14 | Gap Month Apr-14 |
|--------------------------------------|------------------|-------------------|------------------|------------------|-------------------|-------------------|-------------------|-------------------|-------------------|------------------|-------------------|-------------------|------------------|
| Distribution Plant | | | | | | | | | | | | | |
| 360 - Land and land rights | - | - | - | - | - | - | - | - | - | - | - | - | - |
| 361 - Structures and improvements | 52,578 | 428 | 407,442 | (60,919) | 1,000,661 | (62) | 0 | 13,109 | 103,041 | 133,619 | 99,000 | 130,361 | 5,344 |
| 362 - Station equipment | 375,357 | 810,972 | 506,375 | 484,306 | 158,117 | 873,084 | 116,609 | 673,509 | 619,471 | 1,691,256 | (72,427) | 1,935,572 | 178,576 |
| 364 - Poles, towers and fixtures | 1,715,414 | 1,727,792 | 1,867,692 | 1,807,305 | 1,439,532 | 2,594,070 | 1,706,456 | 2,321,961 | 2,486,823 | 1,070,369 | 1,223,968 | 871,993 | 1,133,331 |
| 365 - Overhead conductors, devices | (548,641) | 2,731,715 | 241,060 | (702,016) | 3,980,937 | 8,650,687 | 3,875,121 | 1,054,163 | 4,795,758 | 1,153,386 | 1,924,192 | 1,336,422 | 845,473 |
| 366 - Underground conduit | 93,505 | (52,543) | (68,506) | 161,822 | 96,451 | 288,618 | (31,352) | 1,582,374 | 1,484,986 | 254,896 | 696,729 | 1,047,111 | 360,685 |
| 367 - Undergrnd conductors, devices | 940,037 | 2,982,484 | 1,885,444 | 550,270 | 2,163,147 | 1,168,642 | 2,417,888 | 2,507,574 | 2,242,612 | 1,087,324 | 1,116,854 | 2,205,502 | 706,654 |
| 368 - Line transformers | 3,185,959 | 1,645,280 | 2,588,986 | 1,231,146 | 1,235,499 | 3,900,037 | 2,220,999 | 1,656,858 | 1,425,555 | 886,734 | 1,544,949 | 1,318,276 | 766,206 |
| 369 - Services | 275,853 | 179,722 | 243,558 | 65,275 | 306,730 | 298,192 | 377,416 | 199,930 | 194,135 | 277,306 | 225,109 | 186,828 | 171,937 |
| 370 - Meters | 112,112 | 99,731 | 113,599 | 27,203 | (378,180) | 6,961 | 1,622 | 15,191 | 2,309,491 | 144,047 | 86,761 | (144,030) | 25,616 |
| 371 - Installs customer premise | - | - | - | - | - | - | - | - | - | - | - | - | - |
| 373 - Street lighting, signal system | 40,835 | 27,049 | 50,519 | (26,340) | 45,204 | 47,903 | 25,946 | 8,191 | 35,136 | 374,188 | 22,760 | 15,603 | 19,962 |
| Total For Distribution Plant | 6,243,010 | 10,152,630 | 7,836,167 | 3,538,053 | 10,048,097 | 17,828,133 | 10,710,704 | 10,032,859 | 15,697,008 | 7,072,624 | 6,867,895 | 8,903,638 | 4,213,784 |
| General Plant | | | | | | | | | | | | | |
| 389 - Land and land rights | - | 283,951 | - | 1,796 | 156 | - | - | - | - | - | - | - | - |
| 390 - Structures and improvements | 1,180,151 | 624,749 | 1,095,895 | 1,769 | 5,097 | 3,083,594 | 243,790 | 23,786 | (1,707,720) | (70,424) | 342,659 | 265,605 | 1,488,098 |
| 391 - Office furniture, equipment | 74,337 | 55,883 | (43,329) | 68,962 | 1,112 | 55,991 | (22,123) | - | 1,685,566 | 105,520 | 975,724 | (62,604) | 605,962 |
| 392 - Transportation equipment | 120,520 | 3,648 | 6,838 | 4,992 | 2,372 | 915 | 4,739,991 | 2,694 | 2,123 | 140,574 | 2,077,279 | (13,471) | 1,173 |
| 393 - Stores equipment | - | - | - | - | - | - | - | - | - | - | 22,400 | - | - |
| 394 - Tools, shop, garage equipment | 159,202 | 36,562 | - | - | 393 | - | 6,499 | 993 | - | 679,125 | 9,288 | 189,971 | 600,576 |
| 395 - Laboratory equipment | (155,003) | 42,852 | - | - | 393 | - | - | 993 | - | 857,893 | 6,012 | (204,643) | (600,576) |
| 396 - Power operated equipment | - | - | - | - | - | - | 230,737 | - | - | - | 42,938 | - | - |
| 397 - Communication equipment | 18,981 | 1,839,352 | (157,671) | 76,804 | 658,060 | 110,228 | 21,910 | 108,962 | 197,865 | 965,542 | 1,563,188 | 53,134 | 26,644 |
| 398 - Miscellaneous equipment | - | - | - | - | - | - | - | - | - | - | - | - | - |
| 399 - Other tangible property | - | - | - | - | - | - | - | - | - | - | - | - | - |
| Total For General Plant | 1,398,187 | 2,886,996 | 901,731 | 154,324 | 667,583 | 3,250,728 | 5,220,804 | 137,428 | 177,833 | 2,678,230 | 5,039,488 | 227,992 | 2,121,877 |
| Total Additions | 9,606,837 | 47,087,625 | 9,477,547 | 3,794,602 | 10,715,412 | 23,194,243 | 18,233,277 | 10,693,360 | 21,084,377 | 8,241,968 | 12,823,785 | 12,349,722 | 9,201,638 |

Duquesne Light Company
2013 Rate Case - Future Test Year
\$ in Thousands

RETIREMENTS FROM PLANT

12 Months Year Ended March 31, 2014 Plus Gap Month April 30, 2014

| FERC Plant Account | Apr-13 | May-13 | Jun-13 | Jul-13 | Aug-13 | Sep-13 | Oct-13 | Nov-13 | Dec-13 | Jan-14 | Feb-14 | Mar-14 | Gap Month Apr-14 |
|--------------------------------------|--------------------|--------------------|------------------|--------------------|------------------|--------------------|--------------------|--------------------|--------------------|------------------|------------------|--------------------|--------------------|
| Transmission Plant | | | | | | | | | | | | | |
| 350 - Land and land rights | - | - | - | - | - | - | - | - | - | - | - | - | - |
| 352 - Structures and improvements | (3,500) | - | - | - | - | - | - | - | - | - | - | - | - |
| 353 - Station equipment | (33,804) | (15,273) | - | (626,284) | - | (213,334) | (83,784) | (202,678) | (44,712) | (24,561) | - | - | (1,053,175) |
| 354 - Towers and fixtures | - | - | - | - | - | - | - | - | - | (64,729) | - | - | - |
| 355 - Poles and fixtures | (2,779) | - | - | - | - | - | - | - | - | - | (1,288) | - | - |
| 356 - Overhead conductors, devices | (134,863) | - | - | (59,294) | - | - | (1,390) | - | - | (12,746) | (23,405) | - | - |
| 357 - Underground conduit | - | - | - | - | - | - | - | - | - | - | - | - | - |
| 358 - Undergrnd conductors, devices | - | - | - | - | - | - | - | - | - | - | - | - | - |
| 359 - Roads and trails | - | - | - | - | - | - | - | - | - | - | - | - | - |
| Total For Transmission Plant | (174,946) | (15,273) | - | (685,579) | - | (213,334) | (85,174) | (202,678) | (44,712) | (102,036) | (24,693) | - | (1,053,175) |
| Distribution Plant | | | | | | | | | | | | | |
| 360 - Land and land rights | - | - | - | - | - | - | - | - | - | - | - | - | - |
| 361 - Structures and improvements | (200) | - | - | (1,536) | - | - | (2,099) | - | (20,000) | (25,490) | - | - | (1,147) |
| 362 - Station equipment | (115,869) | (896,355) | - | (512,226) | - | (77,330) | (96,265) | (190,531) | (76,356) | (248,789) | (75,726) | - | (206,300) |
| 364 - Poles, towers and fixtures | (75,095) | (21,369) | (529) | (104,599) | - | (713,001) | (46,065) | (23,069) | (50,320) | (9,819) | (85,592) | (57) | (17,658) |
| 365 - Overhead conductors, devices | (286,180) | (120,501) | (1,381) | (428,102) | (376,098) | (771,661) | (75,665) | (590,346) | (197,007) | (18,244) | (48,773) | - | (25,457) |
| 366 - Underground conduit | (1,000) | - | - | - | - | - | - | - | (5,961) | - | - | - | - |
| 367 - Undergrnd conductors, devices | (391,707) | (35,381) | (17,391) | (141,107) | - | (620,002) | (92,758) | (10,500) | (12,449) | - | (50,303) | (8,902) | (74,952) |
| 368 - Line transformers | (1,221,473) | (155,806) | (55,881) | (760,071) | - | (487,717) | (264,415) | (196,142) | (489,237) | (30,362) | (390,397) | - | (101,168) |
| 369 - Services | (50,822) | (29,795) | - | (47,440) | - | (16,642) | (9,473) | (11,209) | (8,244) | (1,702) | (150) | (50) | (231,049) |
| 370 - Meters | - | - | - | - | - | - | - | - | (250,312) | - | - | - | (1,178) |
| 371 - Installs customer premise | - | - | - | - | - | - | - | - | - | - | - | - | - |
| 373 - Street lighting, signal system | (2,593) | - | - | (17,288) | - | (299,913) | - | (1,980) | (1,629) | (5,484) | (1,067) | - | (646) |
| Total For Distribution Plant | (2,144,938) | (1,259,206) | (75,182) | (2,012,369) | (376,098) | (2,986,267) | (586,741) | (1,023,776) | (1,111,515) | (339,890) | (652,010) | (9,009) | (653,555) |
| General Plant | | | | | | | | | | | | | |
| 389 - Land and land rights | - | - | - | - | - | - | - | - | - | - | - | - | - |
| 390 - Structures and improvements | (86,060) | (76,757) | - | (542,973) | - | (9,793) | - | - | - | - | (17,580) | - | (25,164) |
| 391 - Office furniture, equipment | - | - | - | - | - | - | - | - | (2,041,098) | - | - | - | - |
| 392 - Transportation equipment | - | - | - | - | - | - | (2,194,740) | (182,614) | - | - | - | (8,501,549) | (2,736,309) |
| 393 - Stores equipment | - | - | - | - | - | - | - | - | (114,918) | - | - | - | - |
| 394 - Tools, shop, garage equipment | - | - | - | - | - | - | - | - | (510,290) | - | - | - | - |
| 395 - Laboratory equipment | - | - | - | - | - | - | - | - | (612,017) | - | - | - | - |
| 396 - Power operated equipment | - | - | - | - | - | - | - | - | - | - | - | - | - |
| 397 - Communication equipment | - | - | - | - | - | - | - | - | (2,065,331) | - | - | - | - |
| 398 - Miscellaneous equipment | - | - | - | - | - | - | - | - | (25,414) | - | - | - | - |
| 399 - Other tangible property | - | - | - | - | - | - | - | - | - | - | - | - | - |
| Total For General Plant | (86,060) | (76,757) | - | (542,973) | - | (9,793) | (2,194,740) | (182,614) | (5,369,067) | - | (17,580) | (8,501,549) | (2,761,473) |
| Total Retirements | (2,405,944) | (4,799,277) | (110,961) | (3,240,921) | (376,098) | (3,209,394) | (2,866,655) | (1,409,068) | (6,525,295) | (441,926) | (694,283) | (8,510,557) | (4,468,203) |

Duquesne Light Company
2013 Rate Case - Future Test Year
\$ in Thousands

SUMMARY PLANT IN SERVICE

12 Months Year Ended March 31, 2014 Plus Gap Month April 30, 2014

| FERC Plant Account | 1 | 2 | 3 | 4 | 5 | 6 | 7 | 8 | 9 | 10 | 11 | 12 | Gap Month |
|---|--------------------|--------------------|--------------------|--------------------|--------------------|--------------------|--------------------|--------------------|--------------------|--------------------|--------------------|--------------------|--------------------|
| | Balance Apr-13 | Balance May-13 | Balance Jun-13 | Balance Jul-13 | Balance Aug-13 | Balance Sep-13 | Balance Oct-13 | Balance Nov-13 | Balance Dec-13 | Balance Jan-14 | Balance Feb-14 | Balance Mar-14 | |
| Intangible Plant | | | | | | | | | | | | | |
| 301 - Organization | 100,275 | 100,275 | 100,275 | 100,275 | 100,275 | 100,275 | 100,275 | 100,275 | 100,275 | 100,275 | 100,275 | 100,275 | 100,275 |
| 302 - Franchises and consents | 6,830 | 6,830 | 6,830 | 6,830 | 6,830 | 6,830 | 6,830 | 6,830 | 6,830 | 6,830 | 6,830 | 6,830 | 6,830 |
| 303 - Misc intangible plant | 22,820,629 | 21,036,443 | 21,056,902 | 21,062,579 | 21,071,684 | 21,080,423 | 21,301,103 | 22,297,502 | 23,104,265 | 23,165,467 | 23,145,312 | 23,232,107 | 23,848,040 |
| Total For Intangible Plant | 22,927,734 | 21,193,548 | 21,164,007 | 21,169,685 | 21,178,789 | 21,187,534 | 22,408,208 | 22,464,608 | 23,211,370 | 23,272,573 | 23,252,418 | 23,339,212 | 23,955,145 |
| Steam Production Plant | | | | | | | | | | | | | |
| 310 - Land and land rights | - | - | - | - | - | - | - | - | - | - | - | - | - |
| 311 - Structures and improvements | - | - | - | - | - | - | - | - | - | - | - | - | - |
| 312 - Boiler plant equipment | - | - | - | - | - | - | - | - | - | - | - | - | - |
| 314 - Turbogenerator units | - | - | - | - | - | - | - | - | - | - | - | - | - |
| 315 - Accessory electric equipment | - | - | - | - | - | - | - | - | - | - | - | - | - |
| 316 - Misc power plant equipment | - | - | - | - | - | - | - | - | - | - | - | - | - |
| Total For Steam Production Plant | - | - | - | - | - | - | - | - | - | - | - | - | - |
| Nuclear Production Plant | | | | | | | | | | | | | |
| 320 - Land and land rights | - | - | - | - | - | - | - | - | - | - | - | - | - |
| 321 - Structures and improvements | - | - | - | - | - | - | - | - | - | - | - | - | - |
| 322 - Reactor plant equipment | - | - | - | - | - | - | - | - | - | - | - | - | - |
| 323 - Turbogenerator units | - | - | - | - | - | - | - | - | - | - | - | - | - |
| 324 - Accessory electric equipment | - | - | - | - | - | - | - | - | - | - | - | - | - |
| 325 - Misc power plant equipment | - | - | - | - | - | - | - | - | - | - | - | - | - |
| Total For Nuclear Production Plant | - | - | - | - | - | - | - | - | - | - | - | - | - |
| Other Production Plant | | | | | | | | | | | | | |
| 340 - Land and land rights | - | - | - | - | - | - | - | - | - | - | - | - | - |
| 341 - Structures and improvements | - | - | - | - | - | - | - | - | - | - | - | - | - |
| 342 - Fuel holders, producers, access | - | - | - | - | - | - | - | - | - | - | - | - | - |
| 343 - Prime movers | - | - | - | - | - | - | - | - | - | - | - | - | - |
| 344 - Generators | - | - | - | - | - | - | - | - | - | - | - | - | - |
| 345 - Accessory electric equipment | - | - | - | - | - | - | - | - | - | - | - | - | - |
| 346 - Misc power plant equipment | - | - | - | - | - | - | - | - | - | - | - | - | - |
| Total For Other Production Plant | - | - | - | - | - | - | - | - | - | - | - | - | - |
| Transmission Plant | | | | | | | | | | | | | |
| 350 - Land and land rights | 14,127,826 | 14,450,349 | 14,460,412 | 14,456,792 | 14,464,714 | 14,468,938 | 14,479,373 | 14,486,513 | 14,135,318 | 13,655,268 | 14,127,802 | 14,127,802 | 14,127,802 |
| 352 - Structures and improvements | 21,313,218 | 21,313,218 | 21,313,244 | 21,320,652 | 21,320,653 | 21,320,653 | 21,266,066 | 21,266,066 | 20,829,987 | 20,936,473 | 20,936,400 | 20,937,319 | 20,982,350 |
| 353 - Station equipment | 335,346,111 | 336,269,244 | 336,440,914 | 335,572,969 | 335,159,035 | 336,001,035 | 336,879,012 | 337,048,069 | 342,201,853 | 341,023,153 | 341,979,866 | 344,866,793 | 345,137,879 |
| 354 - Towers and fixtures | 67,050,431 | 64,636,637 | 64,501,577 | 65,045,764 | 65,150,400 | 65,194,110 | 65,198,656 | 65,226,956 | 67,088,339 | 67,090,981 | 67,054,824 | 67,058,182 | 67,079,173 |
| 355 - Poles and fixtures | 31,531,614 | 32,571,246 | 32,666,384 | 32,570,030 | 32,570,015 | 33,346,631 | 33,351,113 | 33,354,603 | 49,673,955 | 49,642,828 | 49,678,231 | 49,750,210 | 49,820,348 |
| 356 - Overhead conductors, devices | 70,683,973 | 83,153,266 | 83,221,680 | 83,256,936 | 83,469,857 | 83,578,063 | 83,711,917 | 83,711,917 | 79,264,514 | 79,514,335 | 79,370,219 | 79,431,922 | 79,910,596 |
| 357 - Underground conduct | 67,259,185 | 67,259,429 | 67,259,506 | 67,293,866 | 67,293,127 | 67,293,127 | 67,292,882 | 67,292,882 | 67,266,396 | 67,226,698 | 67,226,698 | 67,226,698 | 67,226,698 |
| 358 - Underground conductors, devices | 91,783,183 | 91,971,023 | 91,983,607 | 92,041,732 | 92,121,618 | 92,240,166 | 92,296,218 | 92,375,434 | 91,352,249 | 90,908,014 | 90,928,867 | 90,990,618 | 90,937,565 |
| 359 - Roads and trails | 2,091,749 | 2,091,749 | 2,091,749 | 2,091,749 | 2,091,749 | 2,091,749 | 2,091,749 | 2,091,749 | 9,139,828 | 9,138,097 | 9,148,903 | 9,148,903 | 9,162,954 |
| Total For Transmission Plant | 701,187,230 | 731,506,161 | 734,239,572 | 733,650,541 | 733,641,167 | 735,534,471 | 736,530,391 | 736,854,389 | 741,212,451 | 739,540,326 | 740,452,190 | 743,583,488 | 744,780,355 |

| Duquesne Light Company | | | | | | | | | | | | | |
|---|---------------|---------------|---------------|---------------|---------------|---------------|---------------|---------------|---------------|---------------|---------------|---------------|---------------|
| 2013 Rate Case - Future Test Year | | | | | | | | | | | | | |
| \$ In Thousands | | | | | | | | | | | | | |
| SUMMARY PLANT IN SERVICE | | | | | | | | | | | | | |
| 12 Months Year Ended March 31, 2014 Plus Gap Month April 30, 2014 | | | | | | | | | | | | | |
| | 1 | 2 | 3 | 4 | 5 | 6 | 7 | 8 | 9 | 10 | 11 | 12 | Gap Month |
| FERC Plant Account | Balance | Balance | Balance | Balance | Balance | Balance | Balance | Balance | Balance | Balance | Balance | Balance | Balance |
| | Apr-13 | May-13 | Jun-13 | Jul-13 | Aug-13 | Sep-13 | Oct-13 | Nov-13 | Dec-13 | Jan-14 | Feb-14 | Mar-14 | Apr-14 |
| Distribution Plant | | | | | | | | | | | | | |
| 360 - Land and land rights | 13,038,453 | 13,038,453 | 13,038,453 | 13,038,453 | 13,038,453 | 13,038,453 | 13,038,453 | 13,038,453 | 13,038,453 | 13,038,453 | 13,038,453 | 13,038,453 | 13,038,453 |
| 361 - Structures and improvements | 61,267,827 | 61,263,254 | 61,670,696 | 61,608,242 | 62,608,902 | 62,608,841 | 62,606,742 | 62,613,851 | 62,702,892 | 62,811,021 | 62,910,021 | 63,040,382 | 63,044,580 |
| 362 - Station equipment | 412,491,517 | 412,406,134 | 412,912,509 | 412,884,589 | 413,042,706 | 413,838,461 | 413,858,804 | 414,341,783 | 414,684,896 | 416,377,365 | 416,179,211 | 416,114,783 | 418,099,059 |
| 364 - Poles, towers and fixtures | 373,986,585 | 375,643,009 | 377,510,171 | 379,212,877 | 380,652,409 | 382,533,477 | 384,193,868 | 386,497,759 | 388,919,262 | 389,969,812 | 391,128,188 | 392,000,124 | 393,115,796 |
| 365 - Overhead conductors, devices | 384,371,307 | 386,982,521 | 387,222,199 | 386,092,081 | 389,696,920 | 397,575,946 | 401,375,401 | 401,839,219 | 406,437,969 | 407,573,111 | 409,448,531 | 410,754,953 | 411,604,969 |
| 366 - Underground conduit | 112,625,654 | 112,573,111 | 112,504,605 | 112,666,427 | 112,762,875 | 113,051,497 | 113,020,145 | 114,602,528 | 116,081,543 | 116,336,238 | 117,033,167 | 118,080,278 | 118,440,963 |
| 367 - Underground conductors, devices | 286,626,914 | 289,574,019 | 291,442,071 | 291,851,733 | 294,014,380 | 294,569,020 | 296,588,151 | 299,385,225 | 301,615,368 | 302,702,712 | 303,769,763 | 305,965,664 | 306,597,566 |
| 368 - Line transformers | 314,616,747 | 316,106,271 | 318,639,326 | 319,110,400 | 320,345,899 | 323,758,219 | 325,714,802 | 327,175,518 | 329,111,835 | 328,967,708 | 330,122,253 | 331,440,536 | 332,105,574 |
| 369 - Services | 87,678,911 | 87,828,839 | 88,072,397 | 88,090,231 | 88,396,961 | 88,678,512 | 89,046,454 | 89,235,175 | 89,421,066 | 89,696,670 | 89,921,628 | 90,108,406 | 90,049,254 |
| 370 - Meters | 97,218,024 | 97,317,755 | 97,431,354 | 97,458,557 | 97,080,377 | 97,087,338 | 97,088,960 | 97,104,151 | 97,163,329 | 97,307,327 | 97,394,138 | 97,750,103 | 97,271,545 |
| 371 - Install's Customer premise | - | - | - | - | - | - | - | - | - | - | - | - | - |
| 373 - Street lighting signal system | 39,903,764 | 39,930,817 | 39,981,332 | 39,937,704 | 39,982,908 | 39,730,898 | 39,756,843 | 39,763,055 | 39,796,562 | 40,186,266 | 40,186,958 | 40,232,561 | 40,221,878 |
| Total For Distribution Plant | 2,183,770,702 | 2,192,664,176 | 2,200,425,111 | 2,201,950,795 | 2,211,622,795 | 2,226,464,660 | 2,236,583,623 | 2,245,597,707 | 2,260,183,199 | 2,266,915,933 | 2,273,131,815 | 2,282,026,447 | 2,285,586,676 |
| General Plant | | | | | | | | | | | | | |
| 389 - Land and land rights | 5,858,894 | 6,142,845 | 6,142,845 | 6,144,641 | 6,144,797 | 6,144,797 | 6,144,797 | 6,144,797 | 6,144,797 | 6,144,797 | 6,144,797 | 6,144,797 | 6,144,797 |
| 390 - Structures and improvements | 102,591,233 | 103,139,224 | 104,235,119 | 103,693,915 | 103,699,013 | 106,772,814 | 107,016,604 | 107,016,390 | 105,262,245 | 105,587,326 | 105,852,930 | 107,321,546 | 107,321,546 |
| 391 - Office furniture, equipment | 8,128,373 | 8,184,256 | 8,140,927 | 8,209,889 | 8,211,001 | 8,256,991 | 8,244,868 | 8,244,865 | 7,889,336 | 7,994,856 | 8,370,580 | 8,907,976 | 9,505,257 |
| 392 - Transportation equipment | 61,152,364 | 61,156,011 | 61,162,849 | 61,167,841 | 61,170,213 | 61,171,129 | 61,171,129 | 61,536,459 | 63,838,582 | 63,679,156 | 65,756,435 | 57,241,416 | 54,506,279 |
| 393 - Stores equipment | 2,550,638 | 2,550,638 | 2,550,638 | 2,550,638 | 2,550,638 | 2,550,638 | 2,550,638 | 2,550,638 | 2,435,720 | 2,435,720 | 2,458,120 | 2,458,120 | 2,458,120 |
| 394 - Tools, shop, garage equipment | 15,469,826 | 15,506,388 | 15,506,388 | 15,506,388 | 15,506,781 | 15,506,781 | 15,513,282 | 15,513,282 | 15,000,983 | 15,683,108 | 15,682,396 | 15,882,366 | 16,482,943 |
| 395 - Laboratory equipment | 4,098,207 | 4,141,059 | 4,141,059 | 4,141,059 | 4,141,452 | 4,141,452 | 4,141,452 | 4,142,445 | 3,530,428 | 4,368,321 | 4,394,333 | 4,149,691 | 3,589,114 |
| 396 - Power operated equipment | 2,854,326 | 2,854,326 | 2,854,326 | 2,854,326 | 2,854,326 | 2,854,326 | 2,854,326 | 3,085,063 | 3,085,063 | 3,125,000 | 3,125,000 | 3,128,000 | 3,128,000 |
| 397 - Communication equipment | 58,551,644 | 60,390,995 | 60,311,224 | 60,310,128 | 60,968,187 | 61,078,416 | 61,078,416 | 61,209,287 | 59,341,821 | 60,307,363 | 61,870,551 | 61,923,685 | 61,950,329 |
| 398 - Miscellaneous equipment | 389,416 | 389,416 | 389,416 | 389,416 | 389,416 | 389,416 | 389,416 | 389,416 | 364,002 | 364,002 | 364,002 | 364,002 | 364,002 |
| 399 - Other tangible property | - | - | - | - | - | - | - | - | - | - | - | - | - |
| Total For General Plant | 261,644,921 | 264,455,159 | 263,356,891 | 264,968,247 | 265,635,825 | 268,876,763 | 271,902,824 | 271,857,637 | 266,666,403 | 263,344,633 | 274,366,541 | 266,092,984 | 265,453,389 |
| Plant In Service | 3,169,530,647 | 3,211,818,994 | 3,221,185,580 | 3,221,739,762 | 3,232,078,576 | 3,252,063,425 | 3,267,430,048 | 3,276,714,340 | 3,291,273,422 | 3,299,073,464 | 3,311,202,967 | 3,315,042,131 | 3,319,775,564 |
| Capital Expenditures | 17,949,194 | 22,285,567 | 24,502,159 | 21,116,798 | 20,427,008 | 20,780,195 | 24,860,249 | 22,916,964 | 23,764,745 | 20,185,769 | 17,987,367 | 18,135,844 | 18,819,764 |

CERTIFICATE OF SERVICE

I hereby certify that true and correct copies of the foregoing has been served upon the following persons, in the manner indicated, in accordance with the requirements of 52 Pa. § 1.54 (relating to service by a participant).

FIRST CLASS MAIL

Bureau of Investigation & Enforcement
Commonwealth Keystone Building
400 North Street, 2nd Floor West
PO Box 3265
Harrisburg, PA 17105-3265

Candis A. Tunilo, Esquire
David T. Evrard, Esquire
Amy E. Hirakis, Esquire
Office of Consumer Advocate
555 Walnut Street
Forum Place, 5th Floor
Harrisburg, PA 17101-1923

Sharon E. Webb, Esquire
Small Business Advocate
Office of Small Business Advocate
300 North Second Street, Suite 202
Harrisburg, PA 17101

Scott J. Rubin, Esquire
Public Utility Consulting
333 Oak Lane
Bloomsburg, PA 17815
*Counsel for International Brotherhood
Of Electrical Workers, Local 29*

Derrick P. Williamson, Esquire
Barry A. Naum, Esquire
Spilman Thomas & Battle
1100 Bent Creek Boulevard, Suite 101
Mechanicsburg, PA 17050
Counsel for United States Steel Corporation

Theodore S. Robinson
Citizen Power Inc.
2121 Murray Avenue
Pittsburgh, PA 15217
Counsel for Citizen Power

Pamela C. Polacek, Esquire
Teresa K. Schmittberger, Esquire
McNees Wallace & Nurick LLC
100 Pine Street
P. O. Box 1166
Harrisburg, PA 17108-1166
Counsel for Duquesne Industrial Intervenors

Todd S. Stewart, Esquire
Hawke McKeon & Sniscak LLP
100 N. 10th Street
P.O. Box 1778
Harrisburg, PA 17101
Counsel for Interstate Gas Supply, Inc.

RECEIVED

NOV 2 2014

PA PUBLIC UTILITY COMMISSION
SECRETARY'S BUREAU


Harry S. Geller, Esquire
Patrick Ciero, Esquire
Pennsylvania Utility Law Project
118 Locust Street
Harrisburg, PA 17101-1414
*Counsel for Coalition for Affordable
Utility Services and Energy Efficiency in PA*

Joseph L. Vullo, Esquire
Burke Vullo Reilly Roberts
1460 Wyoming Avenue
Forty Fort, PA 18704
1460 Wyoming Avenue
*Counsel for Community Action Association
Of PA*

David P. Zambito, Esquire
Joshua L. Belcher, Esquire
Cozen O'Connor
305 North Front Street, Suite 400
Harrisburg, PA 17101-1236
Counsel for NRG Companies

George Jugovic, Jr., Esquire
Heather M. Langeland, Esquire
Citizens for Pennsylvania's Future
200 First Avenue, Suite 200
Pittsburgh, PA 15222
*Counsel for Citizens for Pennsylvania's
Future*

John F. Povilaitis, Esquire
Alan Michael Seltzer, Esquire
Buchanan Ingersoll & Rooney PC
409 N. Second Street, Suite 500
Harrisburg, PA 17101-1357
*Counsel for Beaver Falls Municipal
Authority*







Tishekia Williams, Esquire
Senior Counsel, Regulatory
Duquesne Light Company
411 Seventh Avenue, 16-1
Pittsburgh, PA 15222
412-393-1541
twilliams@duqlight.com

Date: October 31, 2014

UPS CampusShip: View/Print Label

1. **Ensure there are no other shipping or tracking labels attached to your package.** Select the Print button on the print dialog box that appears. Note: If your browser does not support this function select Print from the File menu to print the label.
2. **Fold the printed sheet containing the label at the line so that the entire shipping label is visible.** Place the label on a single side of the package and cover it completely with clear plastic shipping tape. Do not cover any seams or closures on the package with the label. Place the label in a UPS Shipping Pouch. If you do not have a pouch, affix the folded label using clear plastic shipping tape over the entire label.
3. **GETTING YOUR SHIPMENT TO UPS**
UPS locations include the UPS Store[®], UPS drop boxes, UPS customer centers, authorized retail outlets and UPS drivers.
 Schedule a same day or future day Pickup to have a UPS driver pickup all your CampusShip packages.
 Hand the package to any UPS driver in your area.
 Take your package to any location of The UPS Store[®], UPS Drop Box, UPS Customer Center, UPS Alliances (Office Depot[®] or Staples[®]) or Authorized Shipping Outlet near you. Items sent via UPS Return Services(SM) (including via Ground) are also accepted at Drop Boxes. To find the location nearest you, please visit the Resources area of CampusShip and select UPS Locations.
Customers with a Daily Pickup
 Your driver will pickup your shipment(s) as usual.

FOLD HERE

| | | | |
|--|--|---|--------|
| PAM GIBEAU 4123936139 DUQUESNE LIGHT 411 SEVENTH AVE PITTSBURGH PA 15219 | | 0.1 LBS LTR | 1 OF 1 |
| SHIP TO: SECRETARY ROSEMARY CHIAVETTA 7177727777 PA PUBLIC UTILITY COMMISSION 400 NORTH STREET SECOND FLOOR COMMONWEALTH KEYSTONE BUILDING HARRISBURG PA 17120-0093 | | | |
|  | | PA 171 9-20  | |
| UPS NEXT DAY AIR TRACKING #: 1Z A5V 029 NT 9556 0502 | | 1 | |
|  | | | |
| BILLING: P/P ATTENTION UPS DRIVER: SHIPPER RELEASE Cost Center: 006 | | | |
| <small>CS 16.7.04. WNTIE90 57.0A 10/2014</small> | |  | |