



DIAMONDBACK SIGNAL

RECEIVED

May 26, 2015

MAY 28 2015

Rosemary Chiavetta, Secretary
Pennsylvania Public Utility Commission
PO Box 3265
Harrisburg, PA 17105-3265

PA PUBLIC UTILITY COMMISSION
SECRETARY'S BUREAU

In re: **A-2015-2471444**, application of the Commonwealth of Pennsylvania, Department of Transportation, for approval to alter **(6)** public at-grade crossing by the installation of new train activated automatic lights and circuitry where the **(6)** public at-grade crossings crosses the single track of the Buffalo and Pittsburgh Railroad, Inc.; **All in accordance with the Federal Grade Crossing Program**; and the allocation of costs incident thereto.

Highway	DOT No.	Municipality
1. Washington Street	148 849H	Indiana
2. School Street	148 848B	Indiana
3. Church Street	148 847U	Indiana
4. Gompers Avenue	148 846M	Indiana
5. T-488 (Martin Road)	148 830R	Indiana
6. T-489 (Martin Road)	148 826B	Ernest

Dear Rosemary Chiavetta:

A copy of the circuit plans for has been served upon the parties in the Certificate of Service.

Diamondback Signal is sending this on behalf of the Buffalo and Pittsburgh Railroad.

Sincerely,

Kevin Lamb
Vice President Engineering

Enclosures

I hereby certify that I have this day served a true copy of the foregoing document upon the participants, listed below, in accordance with the requirements of § 5.14, by first class mail, postage prepaid:

Mr. Mark Chappell, P.E., Chief
PA Department of Transportation
Bureau of Design
Utilities and Right-of-Way Section
P.O. Box 3362
Harrisburg, Pennsylvania 17105-3362

Ms. Gina D'Alfonso, Assistant Counsel
PA Department of Transportation
Office of Chief Counsel
P.O. Box 3265
Harrisburg, Pennsylvania 17105-3265

Mr. Ron Hull, PE
Pennsylvania Public Utility Commission
PO Box 3265
Harrisburg, PA 17105-3265

Mr. David C. Baer, Chief Engineer/Vice President
Buffalo & Pittsburgh Railroad, Inc.
P.O. Box 477
201 North Penn St
Punxsutawney, PA 15767

Honorable George E. Hood, Mayor
Borough of Indiana
306 Blairton Avenue
Indiana, PA 15701

William C. Sutton, Manager
Borough of Indiana
80 North Eighth Street
Indiana, PA 15701

Honorable Rodney Ruddock
Indiana County Commissioners
825 Philadelphia Street
Indiana, PA 15701

Rocky J. Saporito, Operations Engineer III
Peoples Natural Gas
1201 Pitt Street
Wilkinsburg, PA 15221

Edward Olshefski, Jr.
Penelec
311 Industrial Park Road
Johnstown, PA 15906

Mike Duffalo, Executive Director
Indiana County Municipal Services Authority
602 Kolter Drive
Indiana, PA 15701

Robert M. Overdorff, Chairman
White Township Supervisors
950 Indian Springs Road
Indiana, PA 15701

Anthony J. Mano, Chairman
Rayne Township Supervisors
140 Tanoma Road
Home, PA 15747-0038

Derek Mihaly, Project Manager – Public Projects
CSX Transportation, Inc.
2000 Cabot Blvd
Suite 130
Langhorne, PA 19047

RECEIVED

MAY 28 2015

PA PUBLIC UTILITY COMMISSION
SECRETARY'S BUREAU

We respectfully request the approval of these plans. Should you have any questions or concerns, please contact me.

Dated this 26th day of May, 2015.



Kevin Lamb
(410) 795-9601

SOUTH
TO HOMER CITY

NORTH
TO PUNXY

WASHINGTON STREET
START 500'
30 SEC. @ 10 MPH
(INCLUDES 4 SEC. FOR PMD-3)

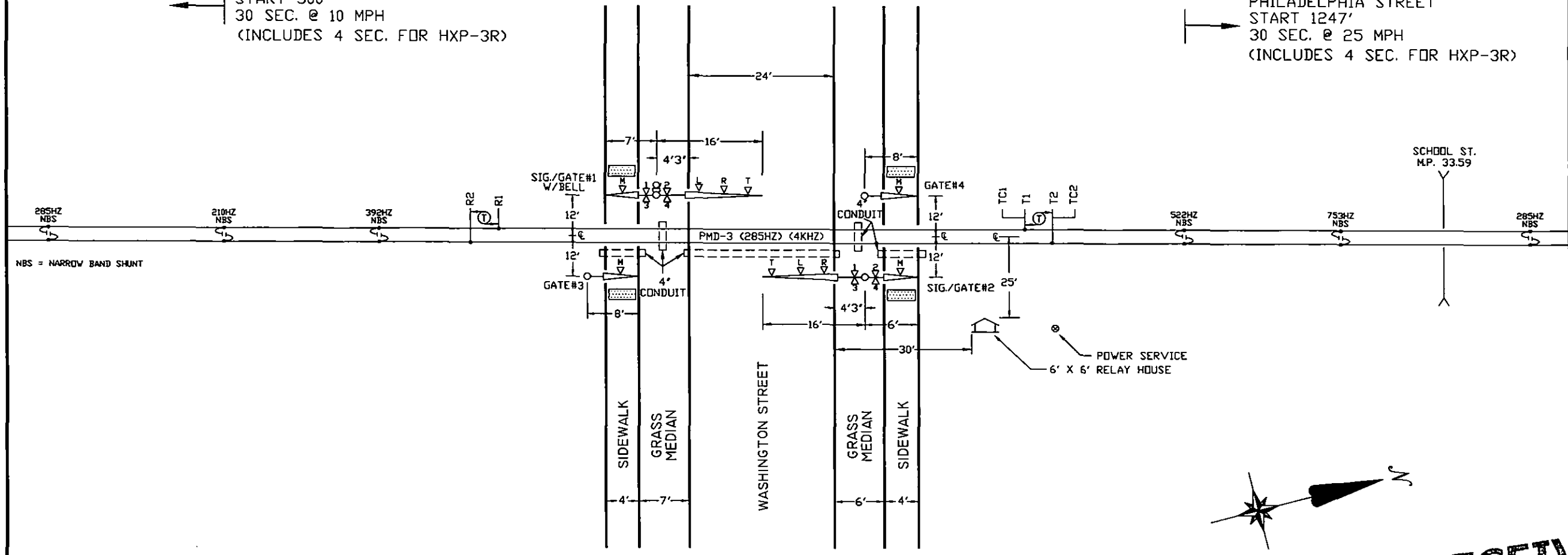
WASHINGTON STREET
START 500'
30 SEC. @ 10 MPH
(INCLUDES 4 SEC. FOR PMD-3)

SCHOOL STREET
START 500'
30 SEC. @ 10 MPH
(INCLUDES 4 SEC. FOR PMD-3)

CHURCH STREET
START 500'
30 SEC. @ 10 MPH
(INCLUDES 4 SEC. FOR PMD-3)

GRANT STREET & OAKLAND AVENUE
START 500'
30 SEC. @ 10 MPH
(INCLUDES 4 SEC. FOR HXP-3R)

PHILADELPHIA STREET
START 1247'
30 SEC. @ 25 MPH
(INCLUDES 4 SEC. FOR HXP-3R)



285HZ NBS
210HZ NBS
392HZ NBS
NBS = NARROW BAND SHUNT

582HZ NBS
753HZ NBS
285HZ NBS



RECEIVED

MAY 28 2015

PA PUBLIC UTILITY COMMISSION
SECRETARY'S BUREAU

NOTES:

1. MATERIAL & INSTALLATION TO BE IN ACCORDANCE WITH MUTCD, STATE AND RAILROAD STANDARDS.
2. ALL DIMENSIONS ARE APPROXIMATE AND MAY VARY DUE TO ACTUAL FIELD CONDITIONS.
3. FLASHLIGHT SIGNALS & GATE LIGHTS TO BE LIGHT EMITTING DIODE ASSEMBLIES, (LED).
4. (T) DENOTES TWIST PAIR.
5. [Pattern] DENOTES ADA PLATES.

CABLE RUN TABULATION

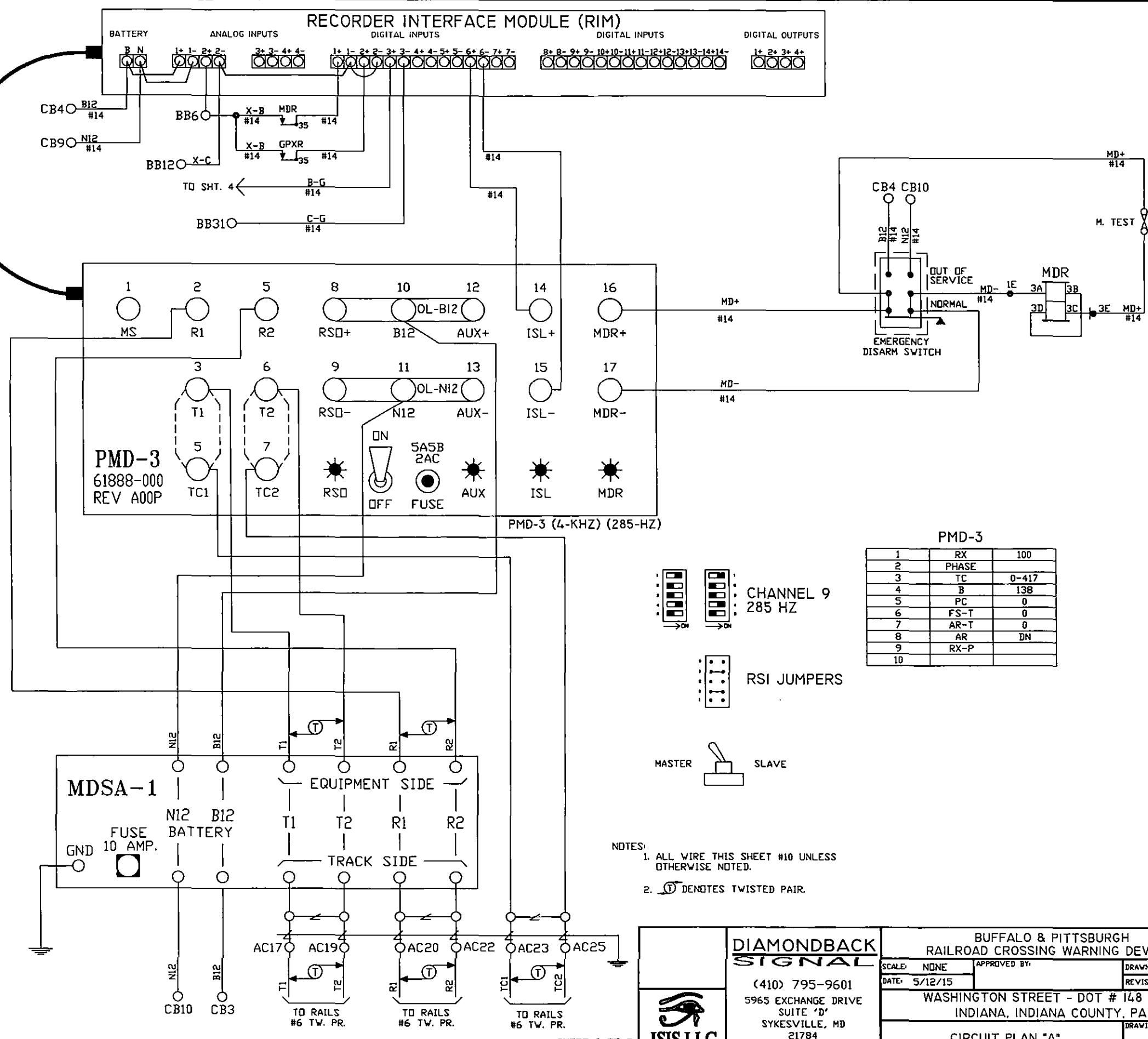
- HOUSE TO SIG./GATE#1 - 7/C #6 UG CABLE
- 7/C #14 UG CABLE
- 3/C #9 UG CABLE
- HOUSE TO SIG./GATE#2 - 7/C #6 UG CABLE
- 7/C #14 UG CABLE
- 3/C #9 UG CABLE
- HOUSE TO GATE #3 - 7/C #6 UG CABLE
- 7/C #14 UG CABLE
- 3/C #9 UG CABLE
- HOUSE TO GATE #4 - 7/C #6 UG CABLE
- 7/C #14 UG CABLE
- 3/C #9 UG CABLE
- HOUSE TO AC SERVICE - 7/C #14 UG CABLE
- HOUSE TO T1 & T2 - 2/C #6 TWISTED PAIR
- HOUSE TO R1 & R2 - 2/C #6 TWISTED PAIR
- HOUSE TO TC1 & TC2 - 2/C #6 TWISTED PAIR

DIAMONDBACK SIGNAL

(410) 795-9601
5965 EXCHANGE DRIVE
SUITE "D"
SYKESVILLE, MD
21784

BUFFALO & PITTSBURGH RAILROAD CROSSING WARNING DEVICES		
SCALE: NONE	APPROVED BY:	DRAWN BY: ISIS
DATE: 5/12/15		REVISED:
WASHINGTON STREET - DOT # 148 849H INDIANA, INDIANA COUNTY, PA		
TRACK & CABLE PLAN	DRAWING NUMBER	33.68

INTERFACE CABLE




PMD-3
61888-000
REV A00P


PMD-3 (4-KHZ) (285-HZ)

PMD-3

1	RX	100
2	PHASE	
3	TC	0-417
4	B	13B
5	PC	0
6	FS-T	0
7	AR-T	0
8	AR	DN
9	RX-P	
10		



RSI JUMPERS



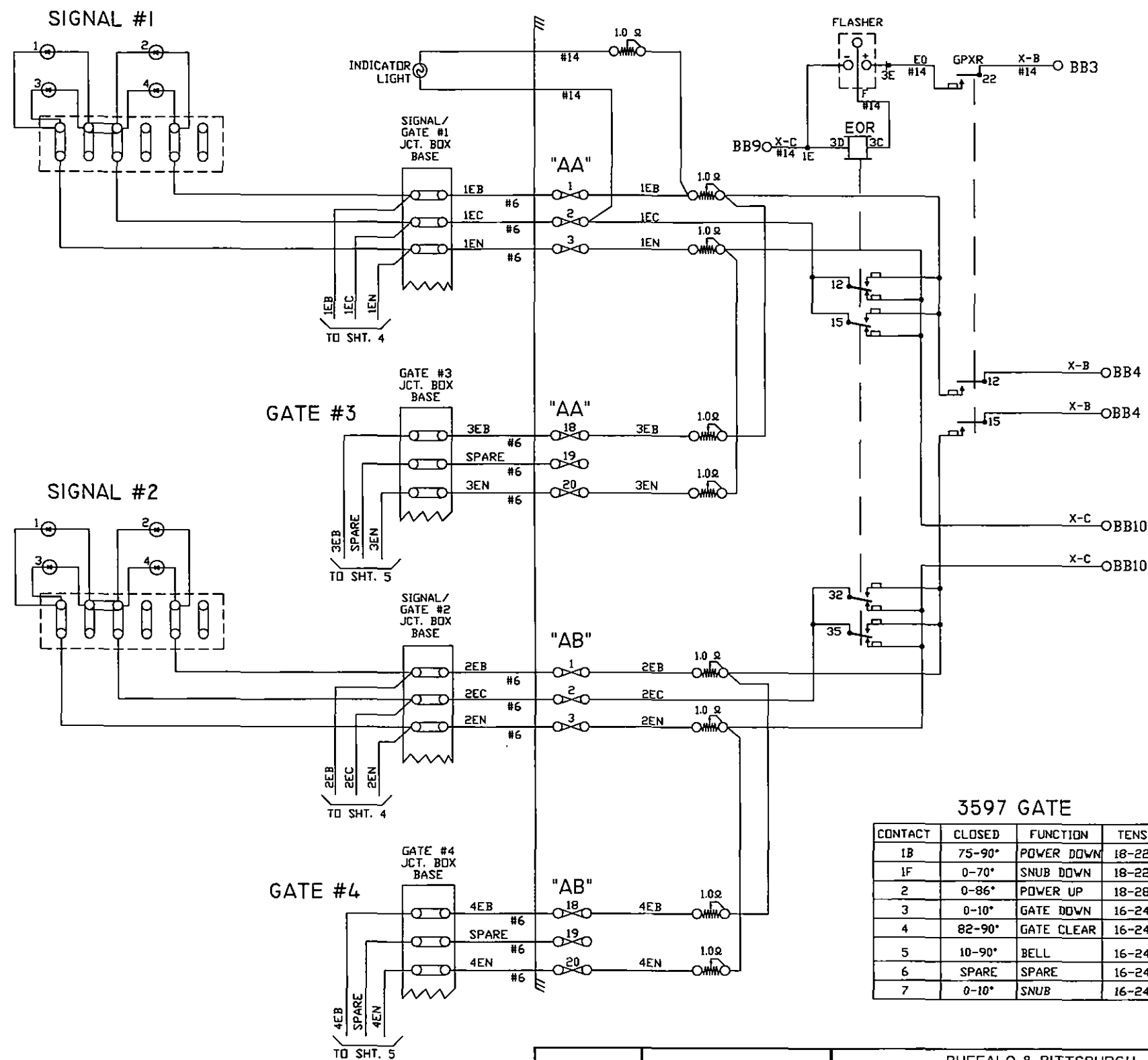
- NOTES:
1. ALL WIRE THIS SHEET #10 UNLESS OTHERWISE NOTED.
 2. DENOTES TWISTED PAIR.

DIAMONDBACK SIGNAL

(410) 795-9601
5965 EXCHANGE DRIVE
SUITE "D"
SYKESVILLE, MD
21784

BUFFALO & PITTSBURGH
RAILROAD CROSSING WARNING DEVICES

SCALE: NONE	APPROVED BY:	DRAWN BY: ISIS
DATE: 5/12/15		REVISED:
WASHINGTON STREET - DOT # 148 849H INDIANA, INDIANA COUNTY, PA		
CIRCUIT PLAN "A"		DRAWING NUMBER 33.68



3597 GATE

CONTACT	CLOSED	FUNCTION	TENSION
1B	75-90°	POWER DOWN	18-22 OZ.
1F	0-70°	SNUB DOWN	18-22 OZ.
2	0-86°	POWER UP	18-28 OZ.
3	0-10°	GATE DOWN	16-24 OZ.
4	82-90°	GATE CLEAR	16-24 OZ.
5	10-90°	BELL	16-24 OZ.
6	SPARE	SPARE	16-24 OZ.
7	0-10°	SNUB	16-24 OZ.

NOTE:

ALL WIRE THIS SHEET IS #10 AVG. FLEX UNLESS OTHERWISE NOTED.

SHEET 3 OF 7

DIAMONDBACK SIGNAL
 (410) 795-9601
 5965 EXCHANGE DRIVE
 SUITE "D"
 SYKESVILLE, MD
 21784

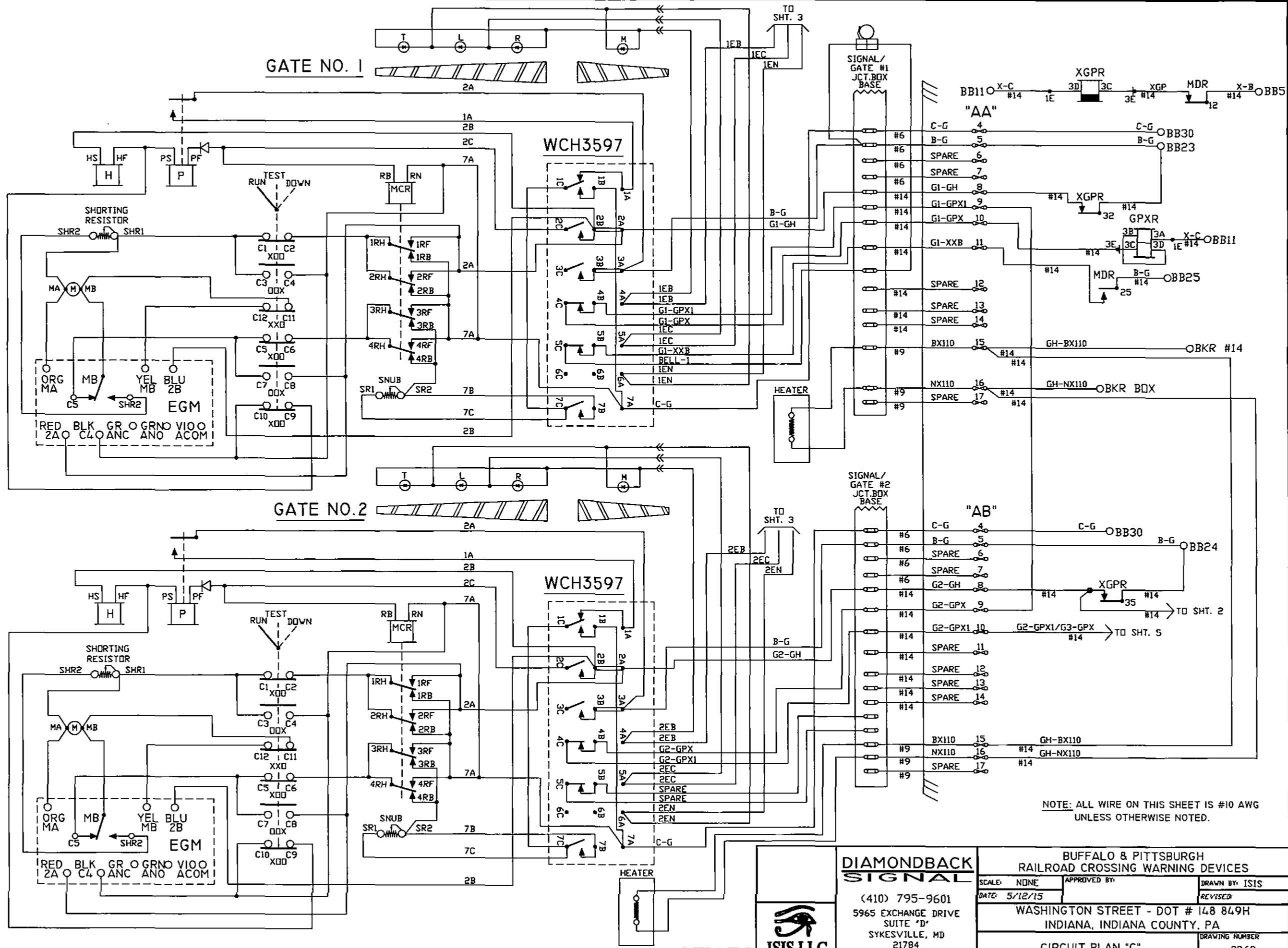


BUFFALO & PITTSBURGH
 RAILROAD CROSSING WARNING DEVICES

SCALE: NONE	APPROVED BY:	DRAWN BY: ISIS
DATE: 5/12/15		REVISED:

WASHINGTON STREET - DOT # 148 849H
 INDIANA, INDIANA COUNTY, PA

CIRCUIT PLAN "B"	DRAWING NUMBER 33.68
------------------	-------------------------



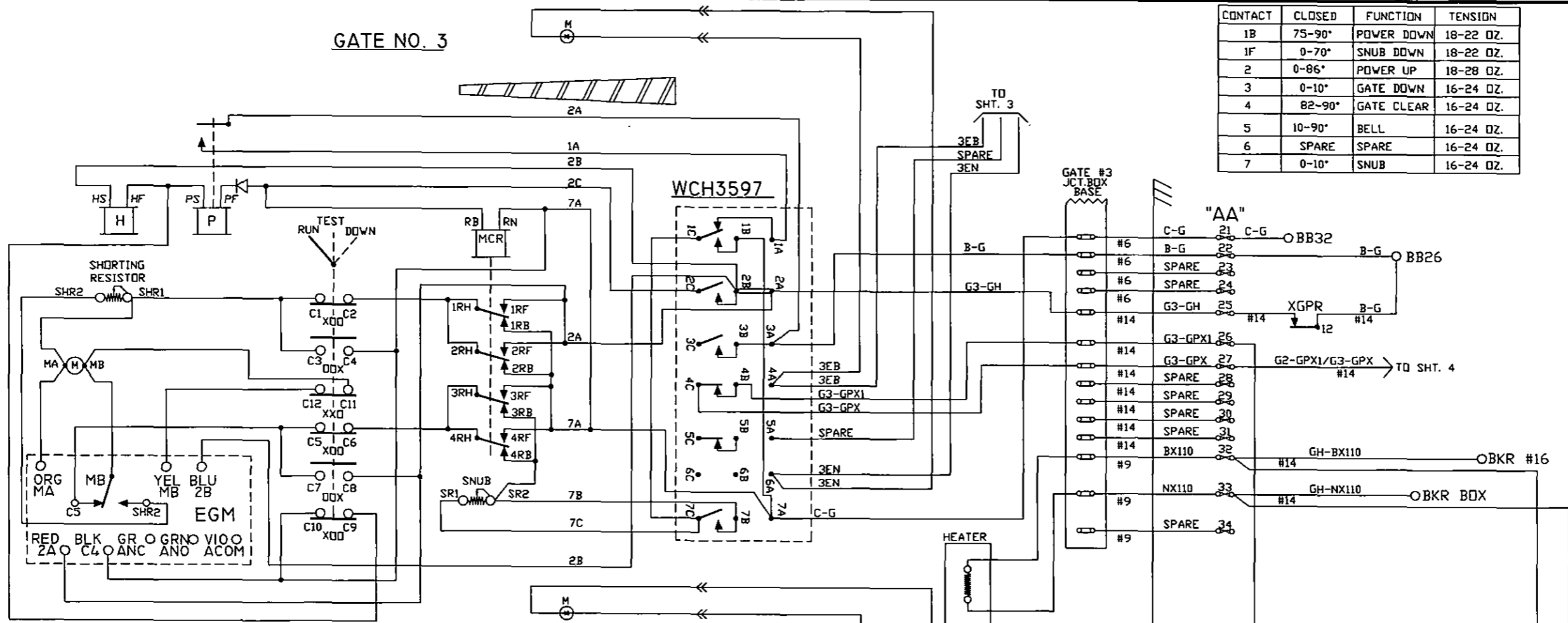
DIAMONDBACK SIGNAL

(410) 795-9601
 5965 EXCHANGE DRIVE
 SUITE "D"
 SYKESVILLE, MD
 21784

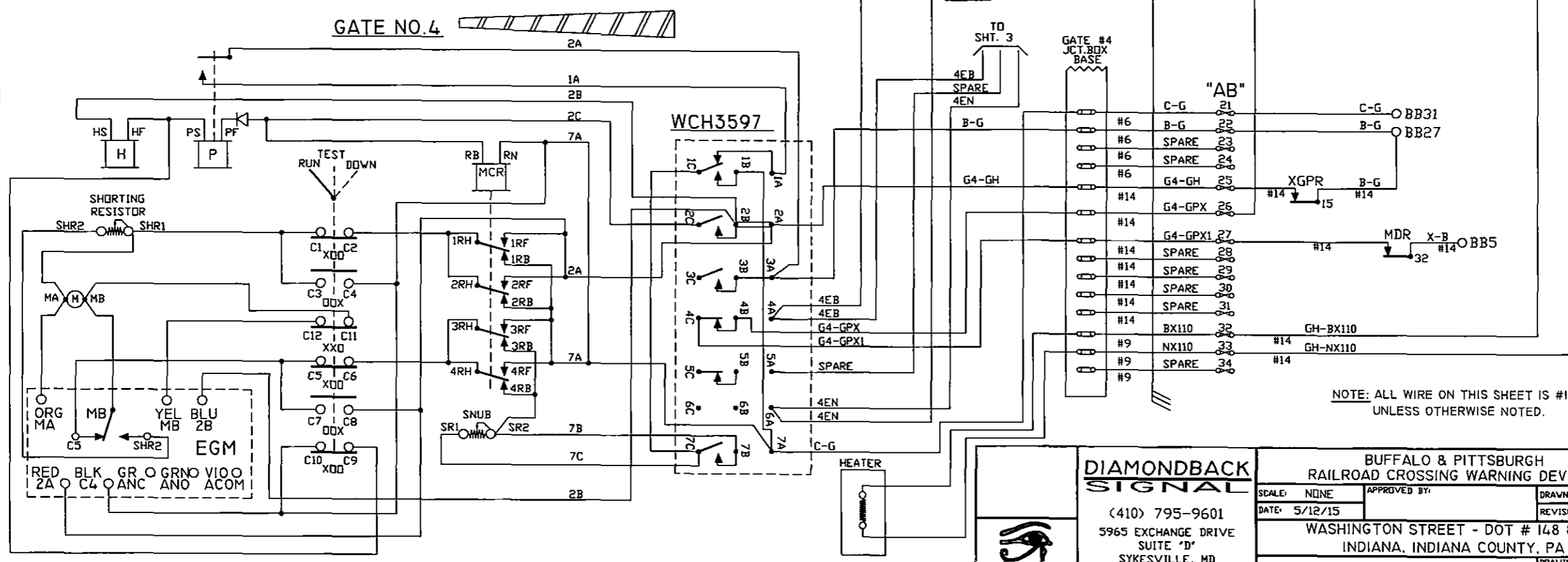
BUFFALO & PITTSBURGH RAILROAD CROSSING WARNING DEVICES		
SCALE: NONE	APPROVED BY:	DRAWN BY: ISIS
DATE: 5/12/15		REVISED:
WASHINGTON STREET - DOT # 148 849H INDIANA, INDIANA COUNTY, PA		
CIRCUIT PLAN "C"		DRAWING NUMBER 33.68

GATE NO. 3


CONTACT	CLOSED	FUNCTION	TENSION
1B	75-90°	POWER DOWN	18-22 OZ.
1F	0-70°	SNUB DOWN	18-22 OZ.
2	0-86°	POWER UP	18-28 OZ.
3	0-10°	GATE DOWN	16-24 OZ.
4	82-90°	GATE CLEAR	16-24 OZ.
5	10-90°	BELL	16-24 OZ.
6	SPARE	SPARE	16-24 OZ.
7	0-10°	SNUB	16-24 OZ.

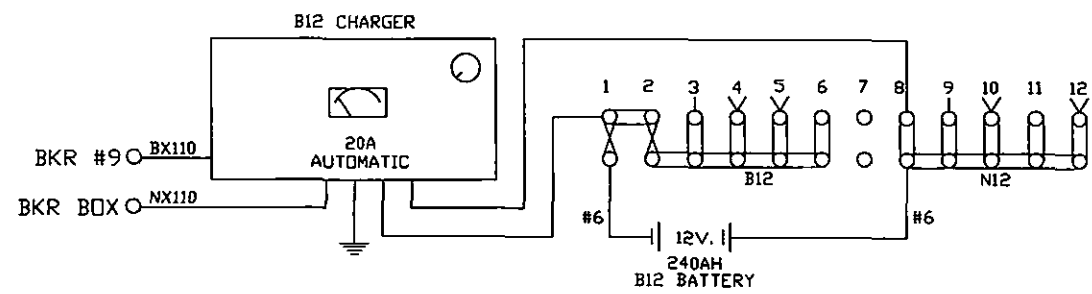


GATE NO. 4

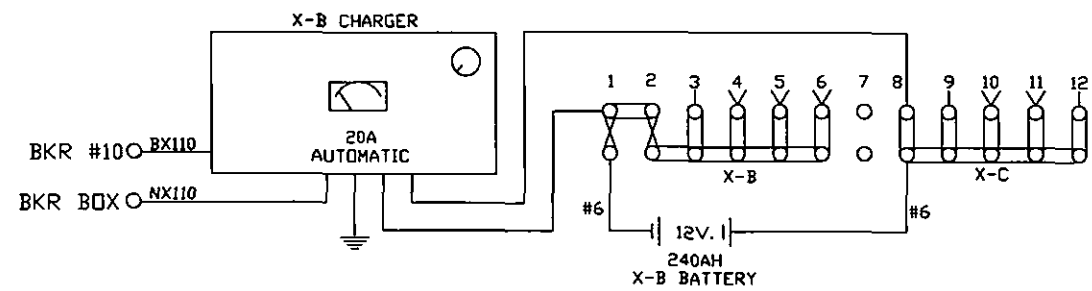
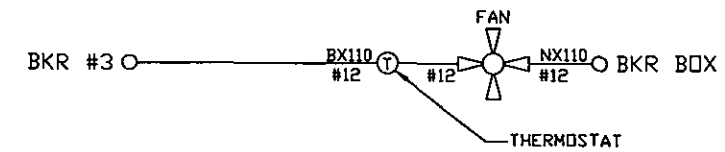


NOTE: ALL WIRE ON THIS SHEET IS #10 AWG UNLESS OTHERWISE NOTED.

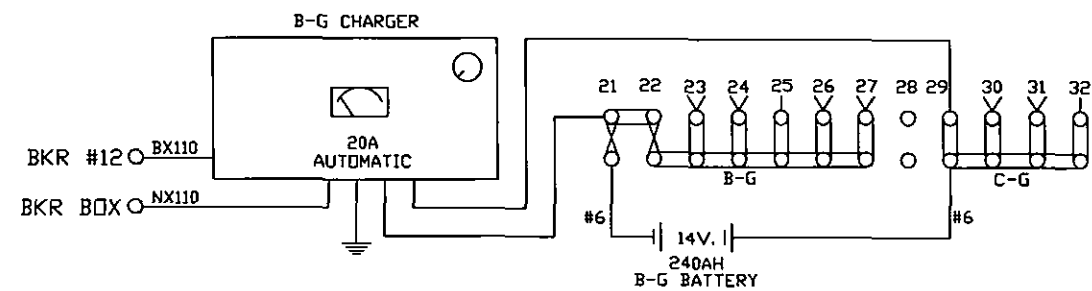
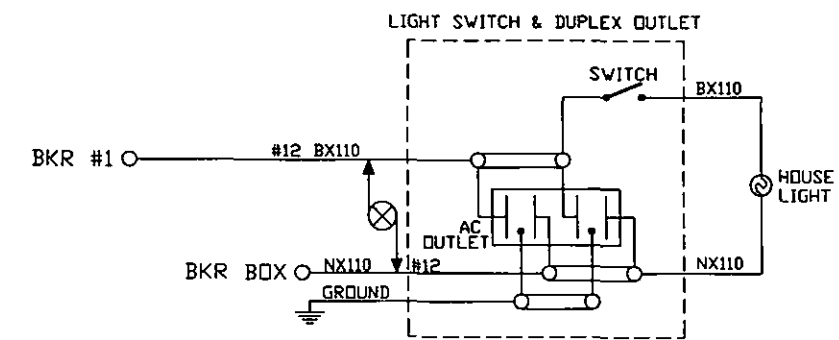
 DIAMONDBACK SIGNAL (410) 795-9601 5965 EXCHANGE DRIVE SUITE 'D' SYKESVILLE, MD 21784	BUFFALO & PITTSBURGH RAILROAD CROSSING WARNING DEVICES	
	SCALE: NONE	APPROVED BY:
	DATE: 5/12/15	DRAWN BY: ISIS
	WASHINGTON STREET - DOT # 148 849H INDIANA, INDIANA COUNTY, PA	
CIRCUIT PLAN "D"		DRAWING NUMBER 33.68



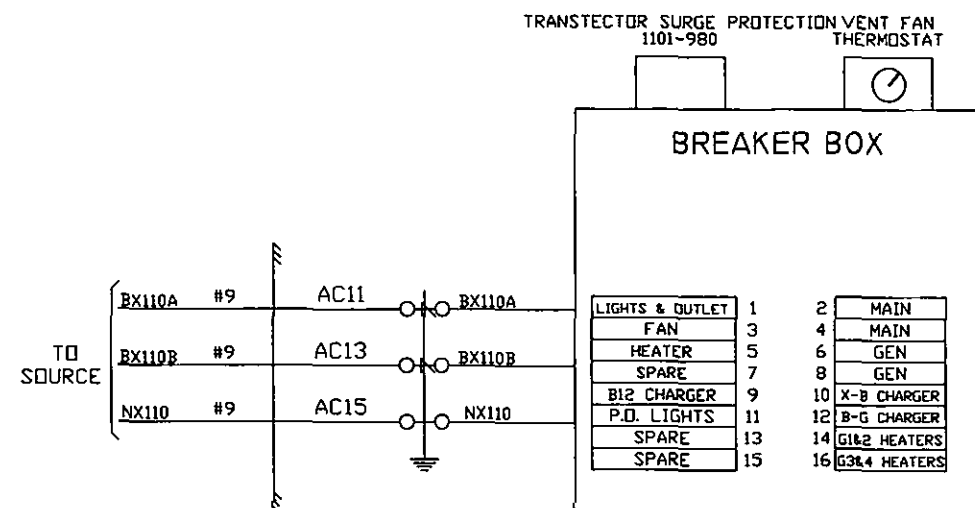
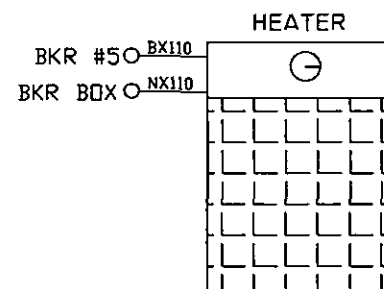
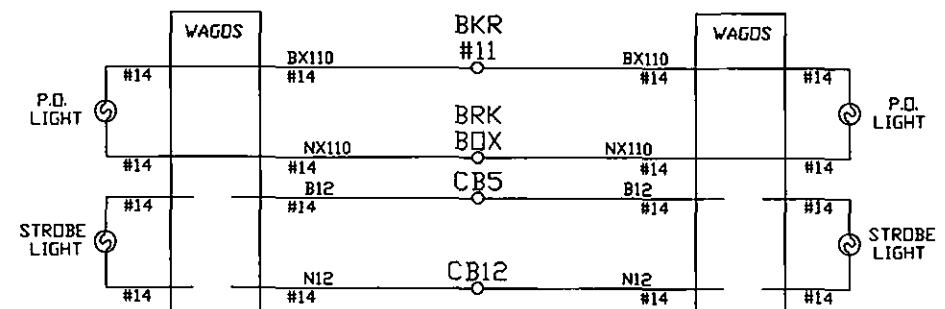
"CB"



"BB"



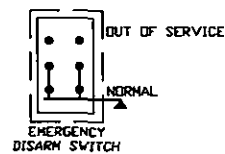
"BB"



- NOTES:**
 1-REFERENCES ARE PER SCMS-13.
 2-SHELF RELAY PLACEMENT ON CONSIST CHART HAS NO SIGNIFICANCE.
 3-PLUG-IN RELAYS ARE VIEWED FROM FRONT OF RACK.
 4-6' X 6' RELAY HOUSE

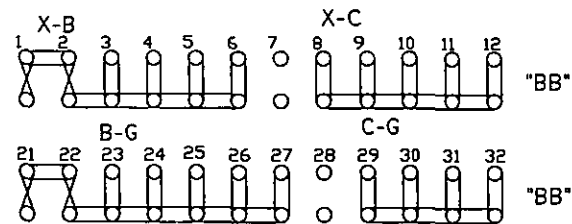
	DIAMONDBACK SIGNAL (410) 795-9601 5965 EXCHANGE DRIVE SUITE "D" SYKESVILLE, MD 21784	BUFFALO & PITTSBURGH RAILROAD CROSSING WARNING DEVICES	
		SCALE: NONE DATE: 5/12/15	APPROVED BY: DRAWN BY: ISIS REVISED:
		WASHINGTON STREET - DOT # 148 849H INDIANA, INDIANA COUNTY, PA	
		CIRCUIT PLAN "E"	DRAWING NUMBER 33.68

SIDE "B"



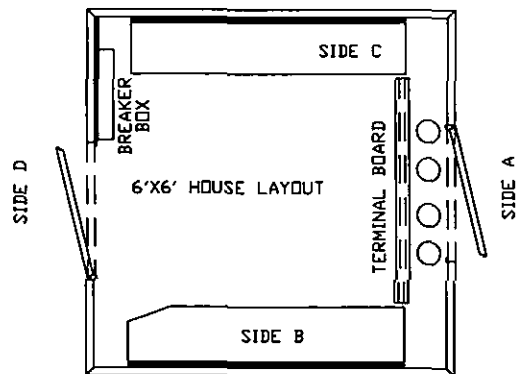
X-B CHARGER

B-G CHARGER



X-B BATTERY

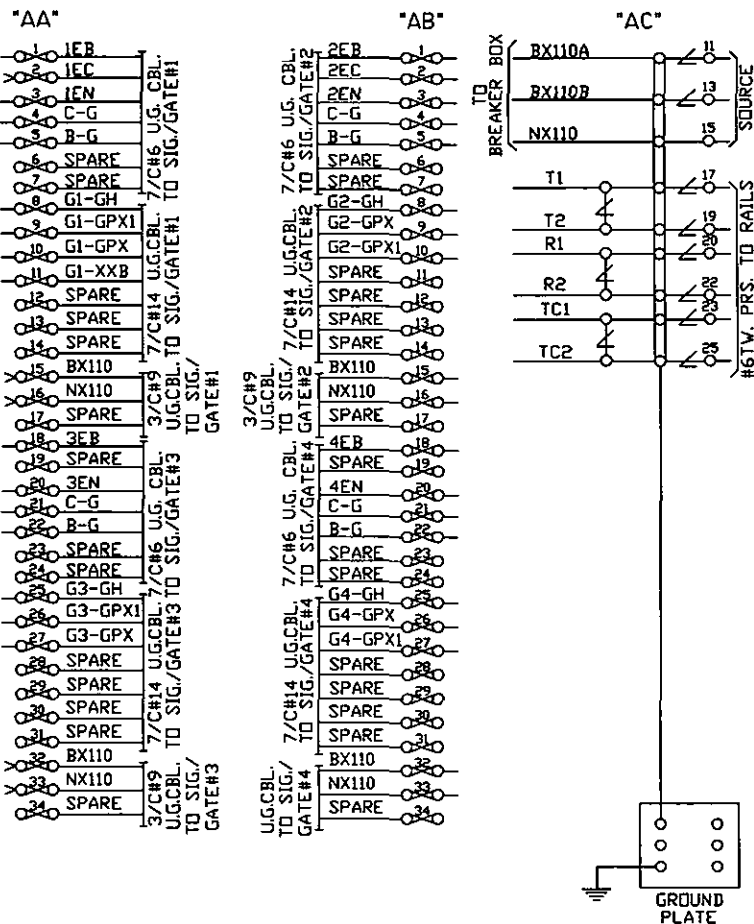
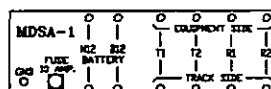
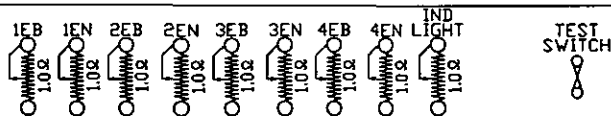
B-G BATTERY



SIDE "A"

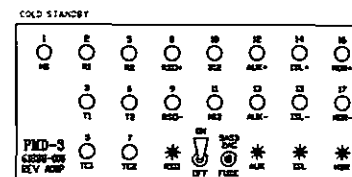
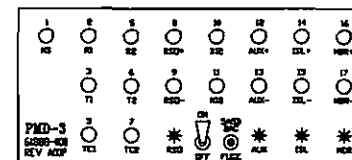
PD LIGHT

EOR	GPXR	MDR	XGPR
12 FB	12 B	12 F	12 F
15 FB	15 B	15	15 F
32 FB	22 B	22	
35 FB	23	25 B	
	25	32 F	
	32	35 F	
	35 F		32 F
A62-671	A62-310	A62-262	A62-360

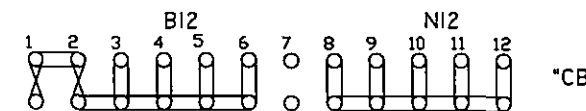


SIDE "C"

PD LIGHT



B12 CHARGER



B12 BATTERY

DIAMONDBACK SIGNAL

(410) 795-9601
5965 EXCHANGE DRIVE
SUITE "D"
SYKESVILLE, MD
21784



BUFFALO & PITTSBURGH
RAILROAD CROSSING WARNING DEVICES

SCALE: NONE	APPROVED BY:	DRAWN BY: ISIS
DATE: 5/12/15		REVISED:
WASHINGTON STREET - DOT # 148 849H INDIANA, INDIANA COUNTY, PA		
HOUSE LAYOUT	DRAWING NUMBER	33.68

SOUTH
TO HOMER CITY

NORTH
TO PUNXY

SCHOOL STREET
START 500'
30 SEC. @ 10 MPH
(INCLUDES 4 SEC. FOR PMD-3)

SCHOOL STREET
START 500'
30 SEC. @ 10 MPH
(INCLUDES 4 SEC. FOR PMD-3)

CHURCH STREET
START 500'
30 SEC. @ 10 MPH
(INCLUDES 4 SEC. FOR PMD-3)

WASHINGTON STREET
START 500'
30 SEC. @ 10 MPH
(INCLUDES 4 SEC. FOR PMD-3)

11TH STREET
START 1174'
28 SEC. @ 25 MPH
(INCLUDES 4 SEC. FOR PMD-3R)

PHILADELPHIA STREET
START 1247'
30 SEC. @ 25 MPH
(INCLUDES 4 SEC. FOR HXP-3R)

WATER STREET
START 1247'
30 SEC. @ 25 MPH
(INCLUDES 4 SEC. FOR HXP-3R)

GOMPERS STREET
START 500'
30 SEC. @ 10 MPH
(INCLUDES 4 SEC. FOR PMD-3)

WASHINGTON ST.
M.P. 33.68

CHURCH ST.
M.P. 33.51

392HZ
NBS

522HZ
NBS

753HZ
NBS

R2

R1

SIG./GATE#1
W/BELL

GATE#4

TC1

T1

T2

TC2

285HZ
NBS

970HZ
NBS

864HZ
NBS

267HZ
NBS

392HZ
NBS

NBS = NARROW BAND SHUNT

PMD-3 (392HZ) (8KHZ)

POWER SERVICE
6' X 6' RELAY HOUSE



RECEIVED

MAY 28 2015

PA PUBLIC UTILITY COMMISSION
SECRETARY'S BUREAU



NOTES:

1. MATERIAL & INSTALLATION TO BE IN ACCORDANCE WITH MUTCD, STATE AND RAILROAD STANDARDS.
2. ALL DIMENSIONS ARE APPROXIMATE AND MAY VARY DUE TO ACTUAL FIELD CONDITIONS.
3. FLASHLIGHT SIGNALS & GATE LIGHTS TO BE LIGHT EMITTING DIODE ASSEMBLIES, (LED).
4.  DENOTES TWIST PAIR.
5.  DENOTES ADA PLATES.

CABLE RUN TABULATION

HOUSE TO SIG./GATE#1	- 7/C #6 UG CABLE
	- 7/C #14 UG CABLE
	- 3/C #9 UG CABLE
HOUSE TO SIG./GATE#2	- 7/C #6 UG CABLE
	- 7/C #14 UG CABLE
	- 3/C #9 UG CABLE
HOUSE TO GATE #3	- 7/C #6 UG CABLE
	- 7/C #14 UG CABLE
	- 3/C #9 UG CABLE
HOUSE TO GATE #4	- 7/C #6 UG CABLE
	- 7/C #14 UG CABLE
	- 3/C #9 UG CABLE
HOUSE TO AC SERVICE	- 7/C #14 UG CABLE
HOUSE TO T1 & T2	- 2/C #6 TWISTED PAIR
HOUSE TO R1 & R2	- 2/C #6 TWISTED PAIR
HOUSE TO TC1 & TC2	- 2/C #6 TWISTED PAIR

SHEET 1 OF 7

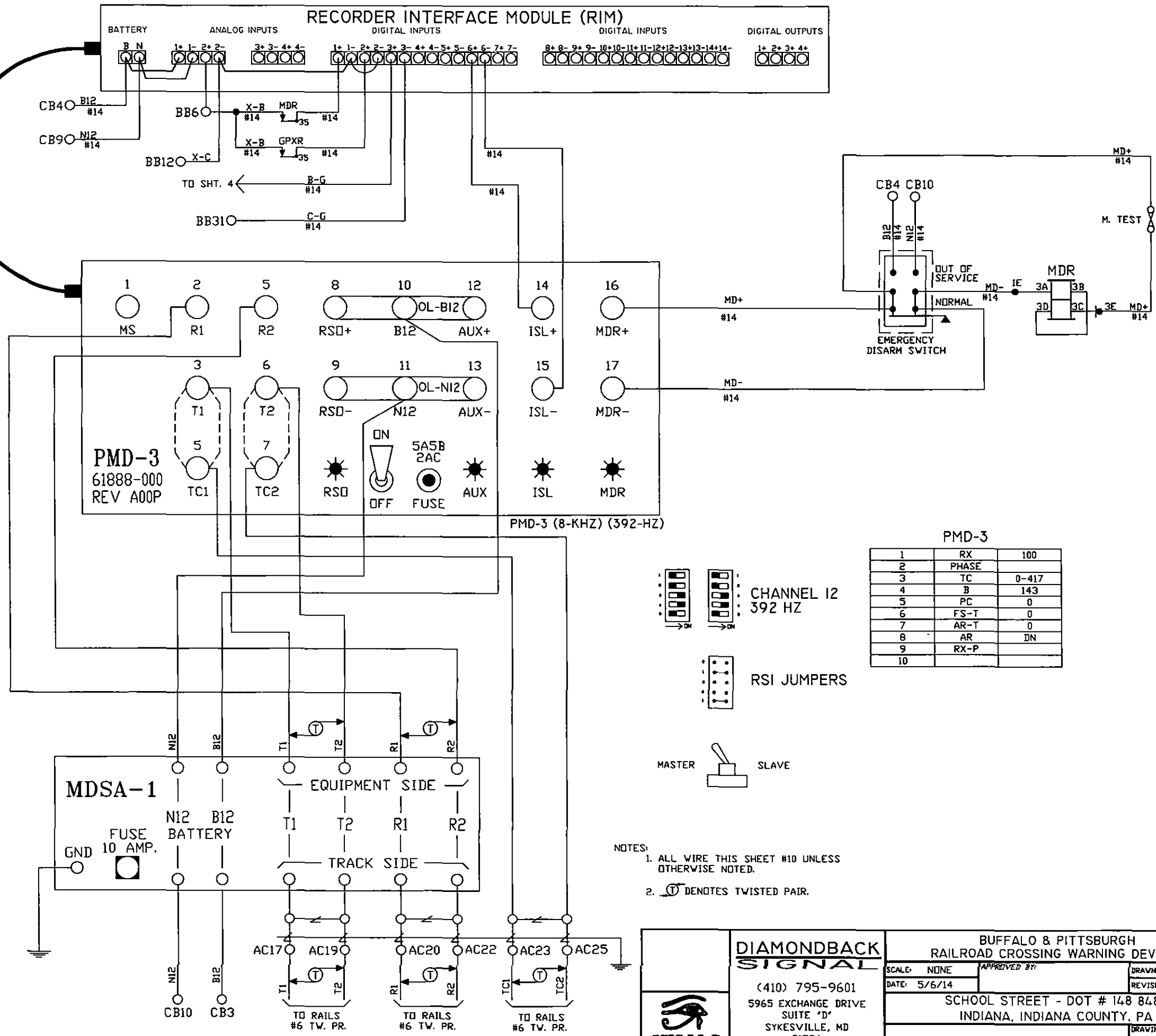
DIAMONDBACK SIGNAL

(410) 795-9601
5965 EXCHANGE DRIVE
SUITE 'D'
SYKESVILLE, MD
21784



BUFFALO & PITTSBURGH RAILROAD CROSSING WARNING DEVICES		
SCALE: NONE	APPROVED BY:	DRAWN BY: ISIS
DATE: 5/6/14		REVISED:
SCHOOL STREET - DOT # 148 848B INDIANA, INDIANA COUNTY, PA		
TRACK & CABLE PLAN	DRAWING NUMBER 33.59	

INTERFACE CABLE



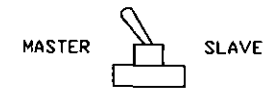
PMD-3 (8-KHZ) (392-HZ)

PMD-3

	RX	
1	PHASE	100
2	TC	0-417
3	B	143
4	PC	0
5	FS-T	0
6	AR-T	0
7	AR	DN
8	RX-P	
9		
10		



RSI JUMPERS

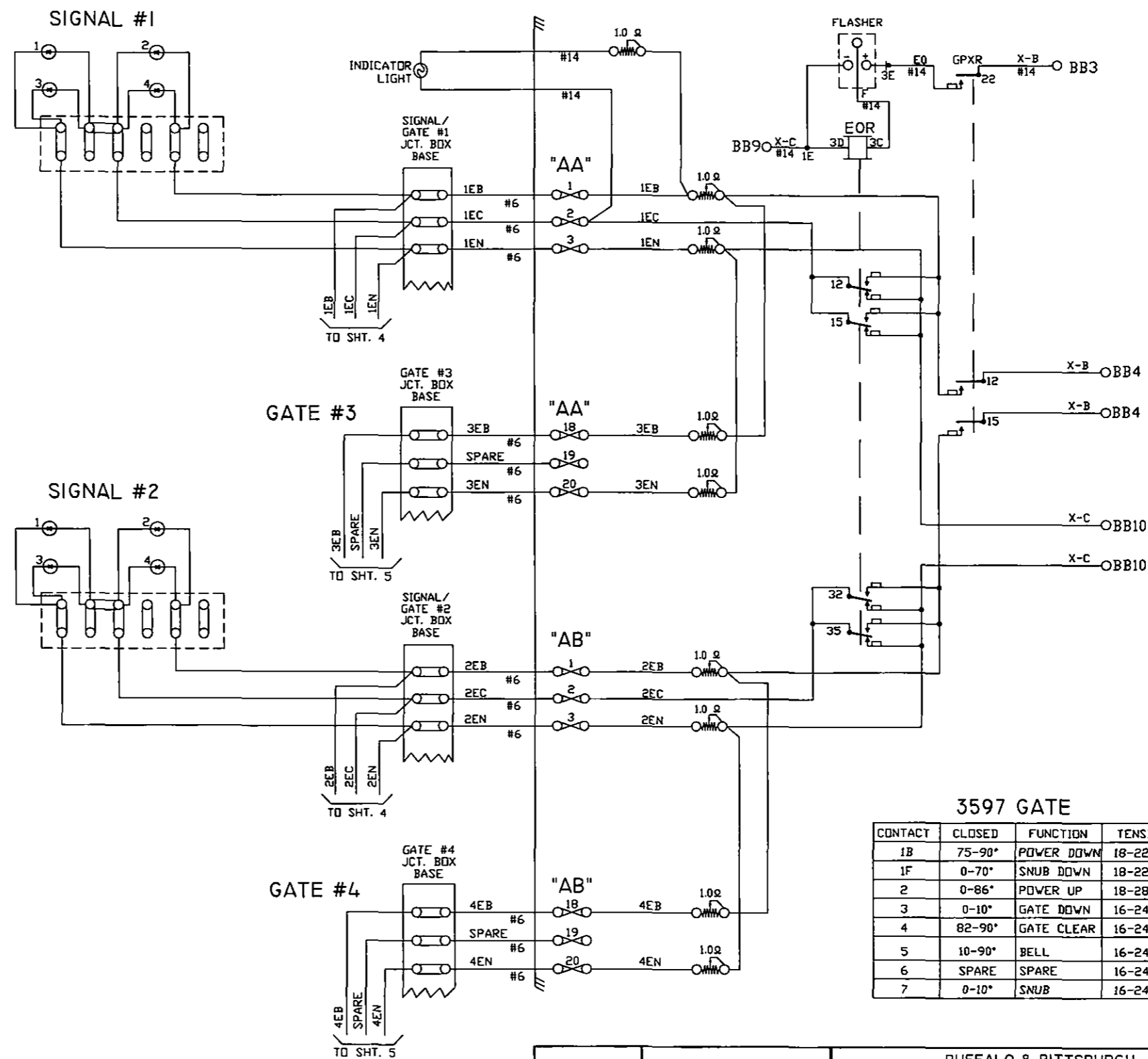


- NOTES:
1. ALL WIRE THIS SHEET #10 UNLESS OTHERWISE NOTED.
 2. $\text{\textcircled{T}}$ DENOTES TWISTED PAIR.

DIAMONDBACK SIGNAL
 (410) 795-9601
 5965 EXCHANGE DRIVE
 SUITE "D"
 SYKESVILLE, MD
 21784

BUFFALO & PITTSBURGH
 RAILROAD CROSSING WARNING DEVICES

SCALE: NONE	APPROVED BY:	DRAWN BY: ISIS
DATE: 5/6/14		REVISED:
SCHOOL STREET - DOT # 148 848B INDIANA, INDIANA COUNTY, PA		
CIRCUIT PLAN "A"		DRAWING NUMBER 33.59

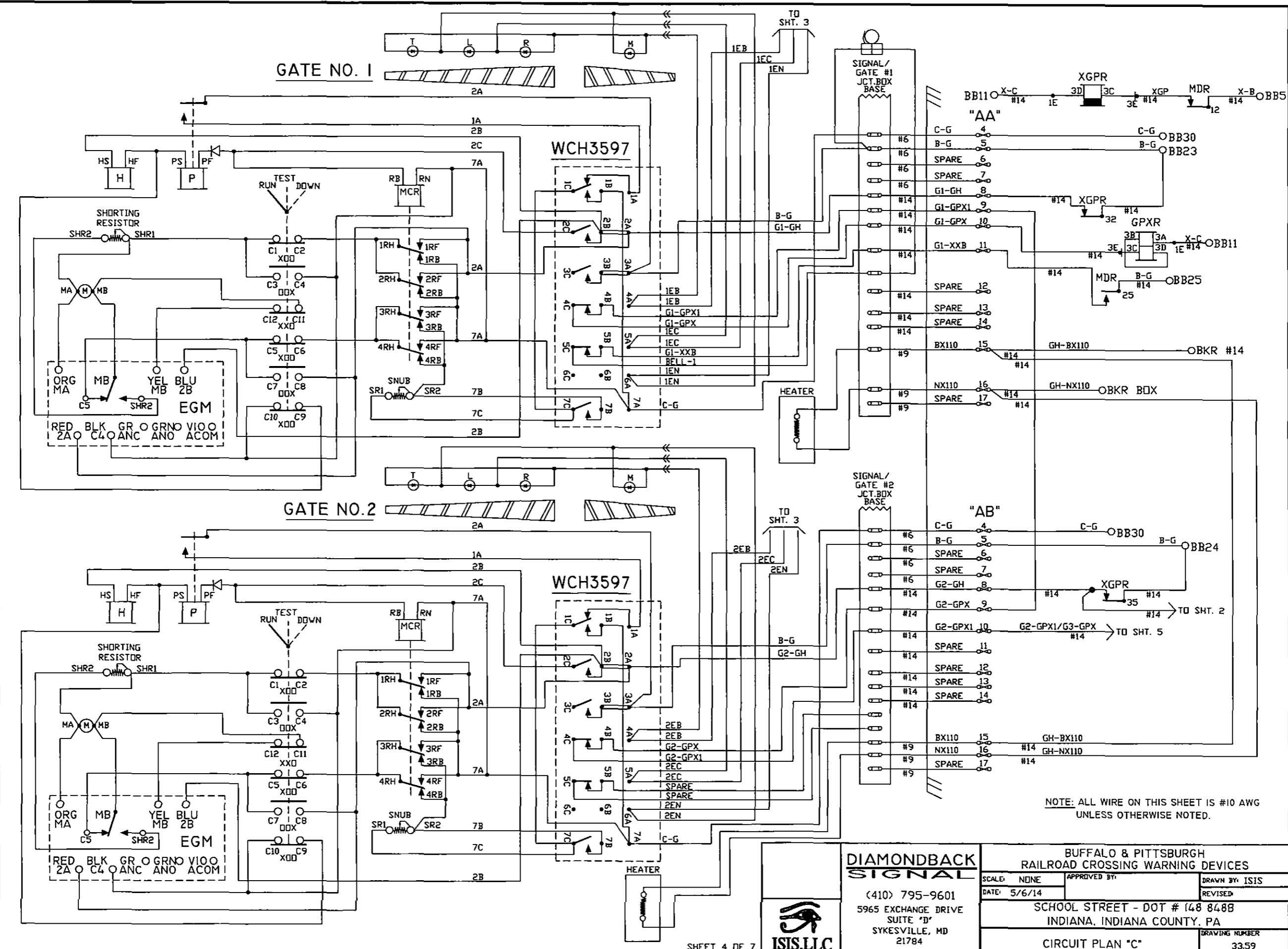


3597 GATE

CONTACT	CLOSED	FUNCTION	TENSION
1B	75-90°	POWER DOWN	18-22 OZ.
1F	0-70°	SNUB DOWN	18-22 OZ.
2	0-86°	POWER UP	18-28 OZ.
3	0-10°	GATE DOWN	16-24 OZ.
4	82-90°	GATE CLEAR	16-24 OZ.
5	10-90°	BELL	16-24 OZ.
6	SPARE	SPARE	16-24 OZ.
7	0-10°	SNUB	16-24 OZ.

NOTE:
ALL WIRE THIS SHEET IS #10 AWG. FLEX
UNLESS OTHERWISE NOTED.

 ISIS, LLC	DIAMONDBACK SIGNAL		BUFFALO & PITTSBURGH RAILROAD CROSSING WARNING DEVICES	
	SCALE: NONE	DATE: 5/6/14	APPROVED BY:	DRAWN BY: ISIS
(410) 795-9601 5965 EXCHANGE DRIVE SUITE "D" SYKESVILLE, MD 21784		SCHOOL STREET - DOT # 148 848B INDIANA, INDIANA COUNTY, PA		
CIRCUIT PLAN "B"			DRAWING NUMBER 33.59	



NOTE: ALL WIRE ON THIS SHEET IS #10 AWG UNLESS OTHERWISE NOTED.

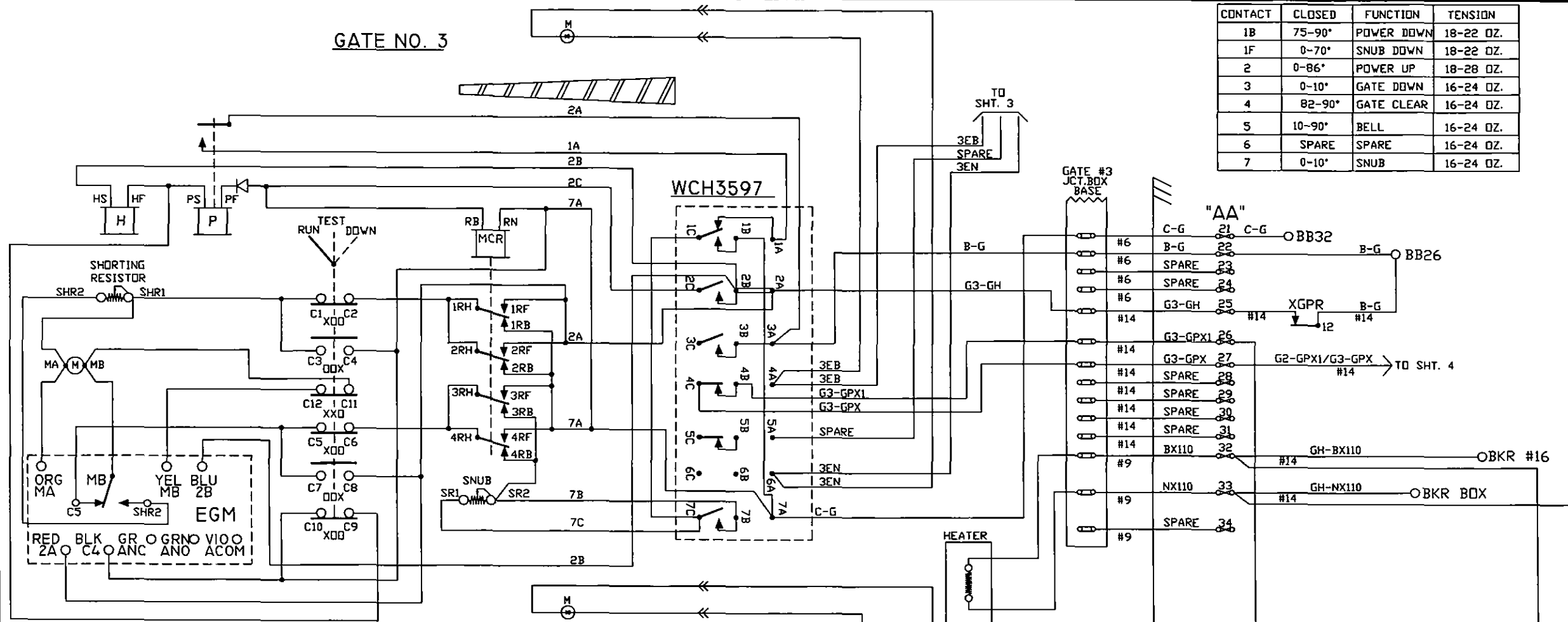


DIAMONDBACK SIGNAL
 (410) 795-9601
 5965 EXCHANGE DRIVE
 SUITE "D"
 SYKESVILLE, MD
 21784

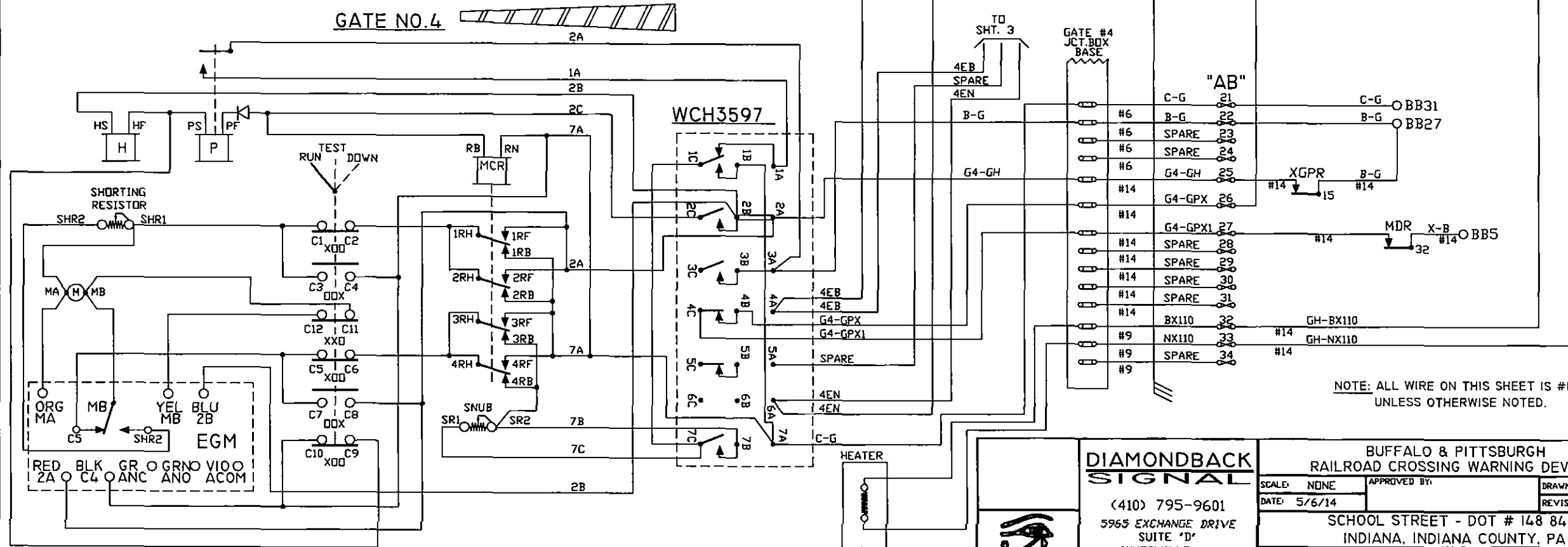
BUFFALO & PITTSBURGH RAILROAD CROSSING WARNING DEVICES		
SCALE: NONE	APPROVED BY:	DRAWN BY: ISIS
DATE: 5/6/14		REVISED:
SCHOOL STREET - DOT # 148 8488 INDIANA, INDIANA COUNTY, PA		
CIRCUIT PLAN "C"		DRAWING NUMBER 33.59

GATE NO. 3

CONTACT	CLOSED	FUNCTION	TENSION
1B	75-90°	POWER DOWN	18-22 OZ.
1F	0-70°	SNUB DOWN	18-22 OZ.
2	0-86°	POWER UP	18-28 OZ.
3	0-10°	GATE DOWN	16-24 OZ.
4	82-90°	GATE CLEAR	16-24 OZ.
5	10-90°	BELL	16-24 OZ.
6	SPARE	SPARE	16-24 OZ.
7	0-10°	SNUB	16-24 OZ.



GATE NO. 4



NOTE: ALL WIRE ON THIS SHEET IS #10 AWG UNLESS OTHERWISE NOTED.

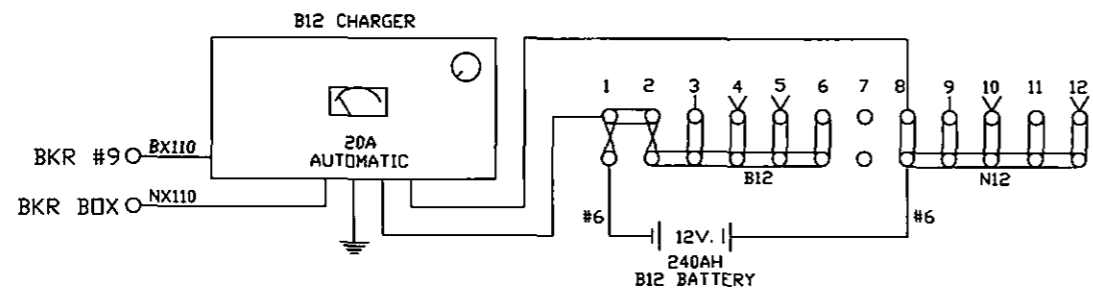
DIAMONDBACK SIGNAL
 (410) 795-9601
 5965 EXCHANGE DRIVE
 SUITE 'D'
 SYKESVILLE, MD
 21784

BUFFALO & PITTSBURGH
 RAILROAD CROSSING WARNING DEVICES

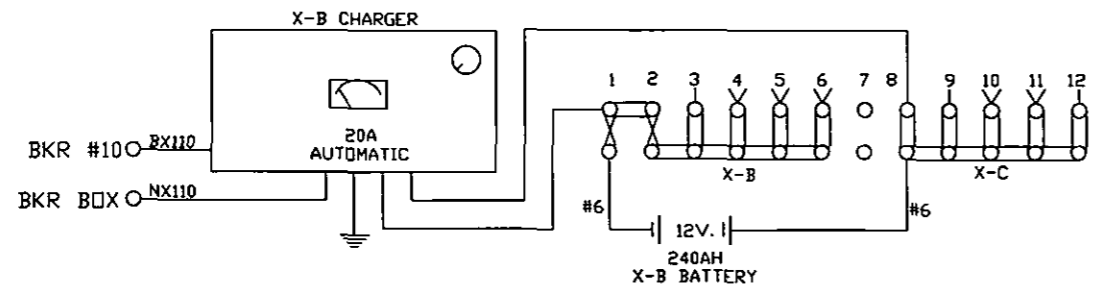
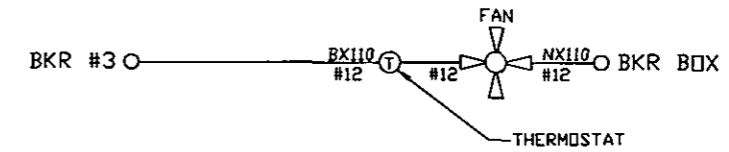
SCALE: NONE	APPROVED BY:	DRAWN BY: ISIS
DATE: 5/6/14		REVISED:

SCHOOL STREET - DOT # 148 848B
 INDIANA, INDIANA COUNTY, PA

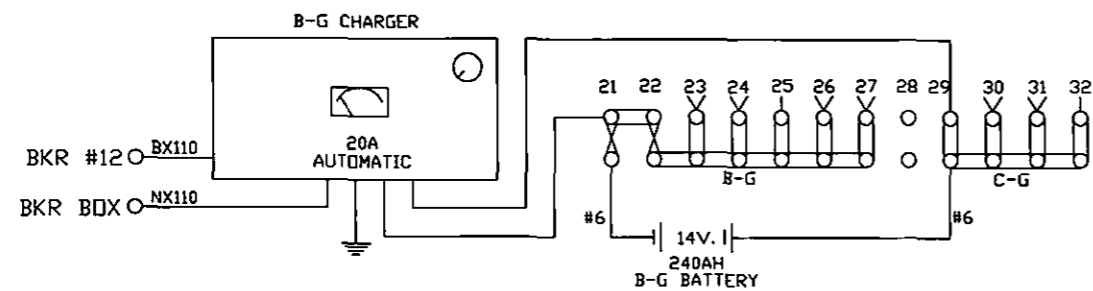
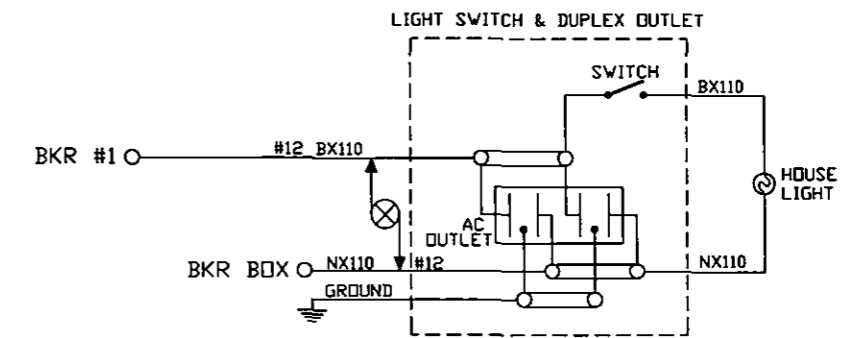
CIRCUIT PLAN "D"	DRAWING NUMBER 33.59
------------------	-------------------------



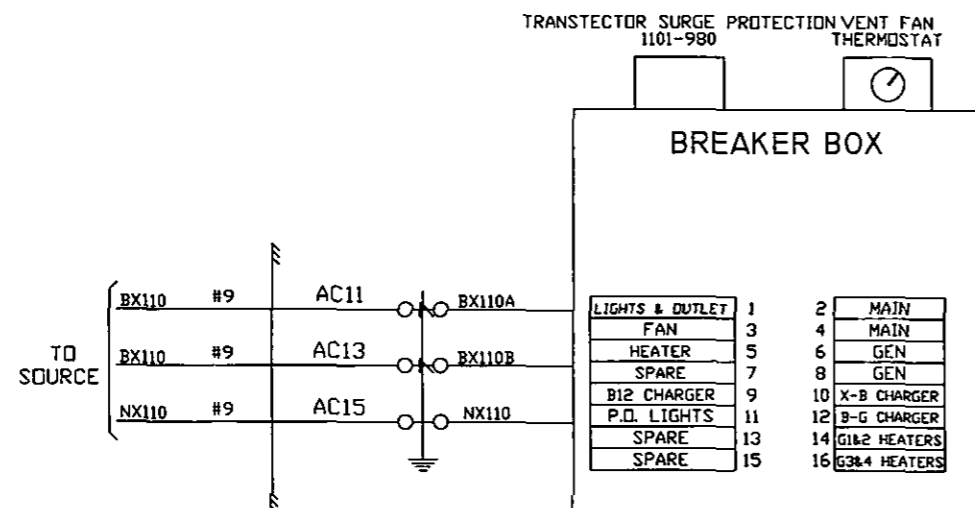
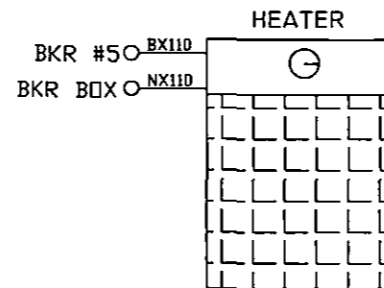
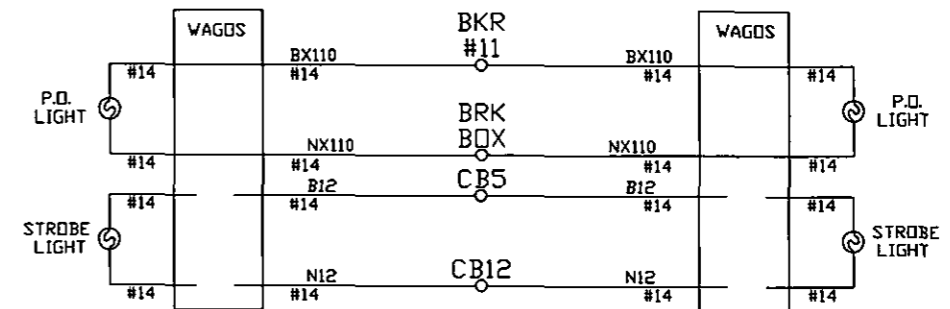
"CB"




"BB"



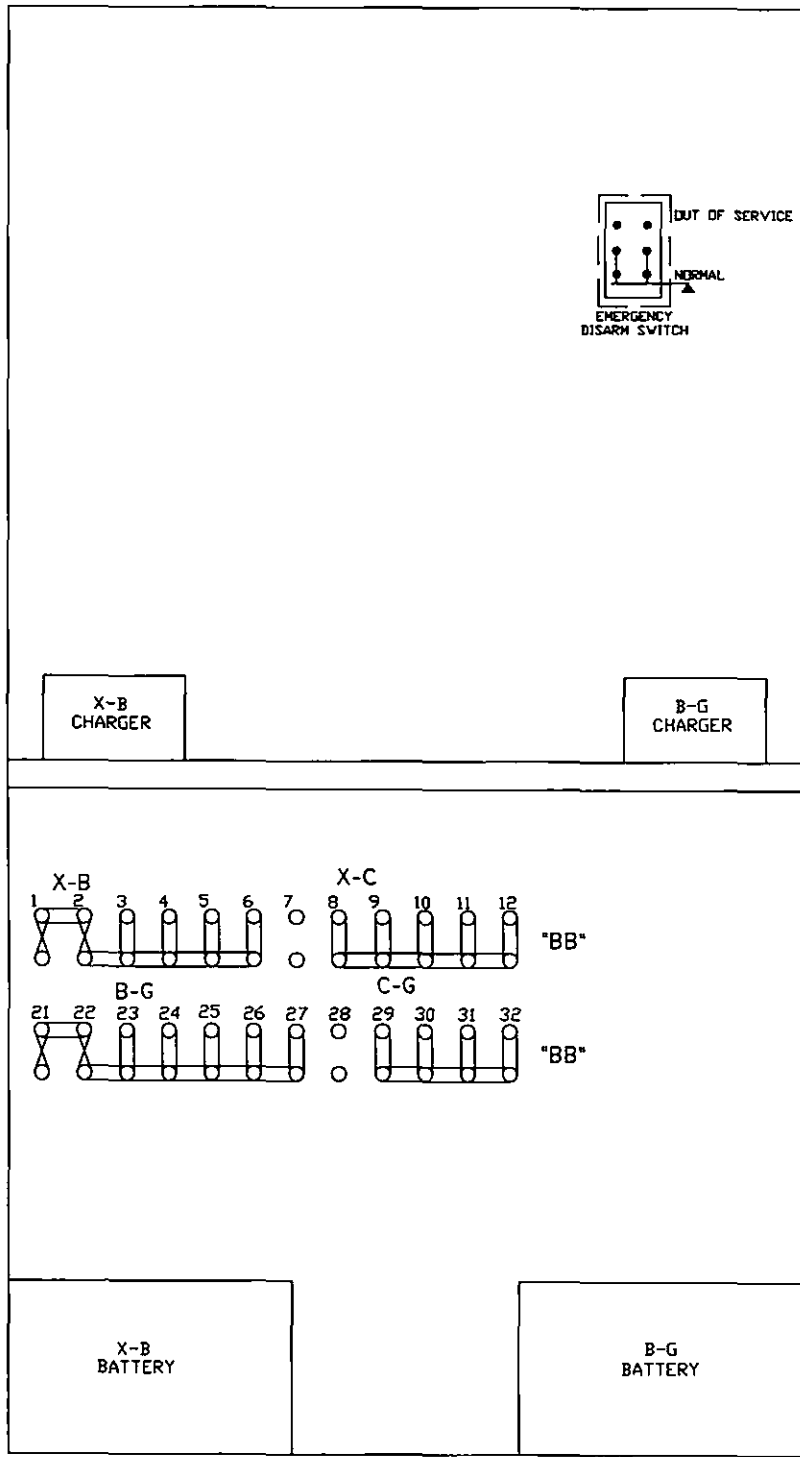
"BB"



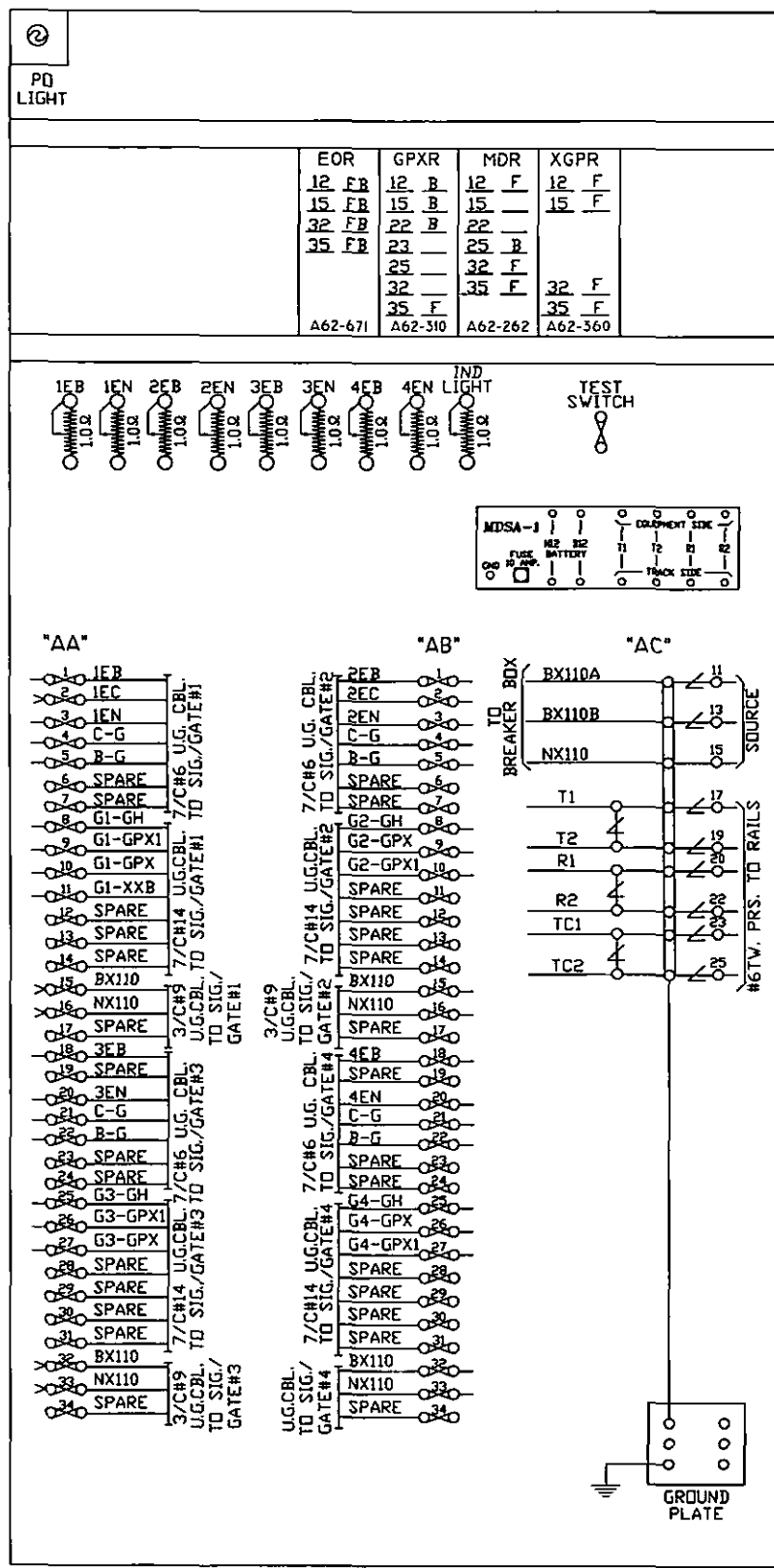
- NOTES:
 1-REFERENCES ARE PER SCMS-13.
 2-SHELF RELAY PLACEMENT ON CONSIST CHART HAS NO SIGNIFICANCE.
 3-PLUG-IN RELAYS ARE VIEWED FROM FRONT OF RACK.
 4-6' X 6' RELAY HOUSE

	DIAMONDBACK SIGNAL (410) 795-9601 5965 EXCHANGE DRIVE SUITE "D" SYKESVILLE, MD 21784	BUFFALO & PITTSBURGH RAILROAD CROSSING WARNING DEVICES	
	SCALE: NONE DATE: 5/6/14	APPROVED BY:	DRAWN BY: ISIS REVISED:
		SCHOOL STREET - DOT # 148 848B INDIANA, INDIANA COUNTY, PA	
		CIRCUIT PLAN "E"	DRAWING NUMBER 33.59

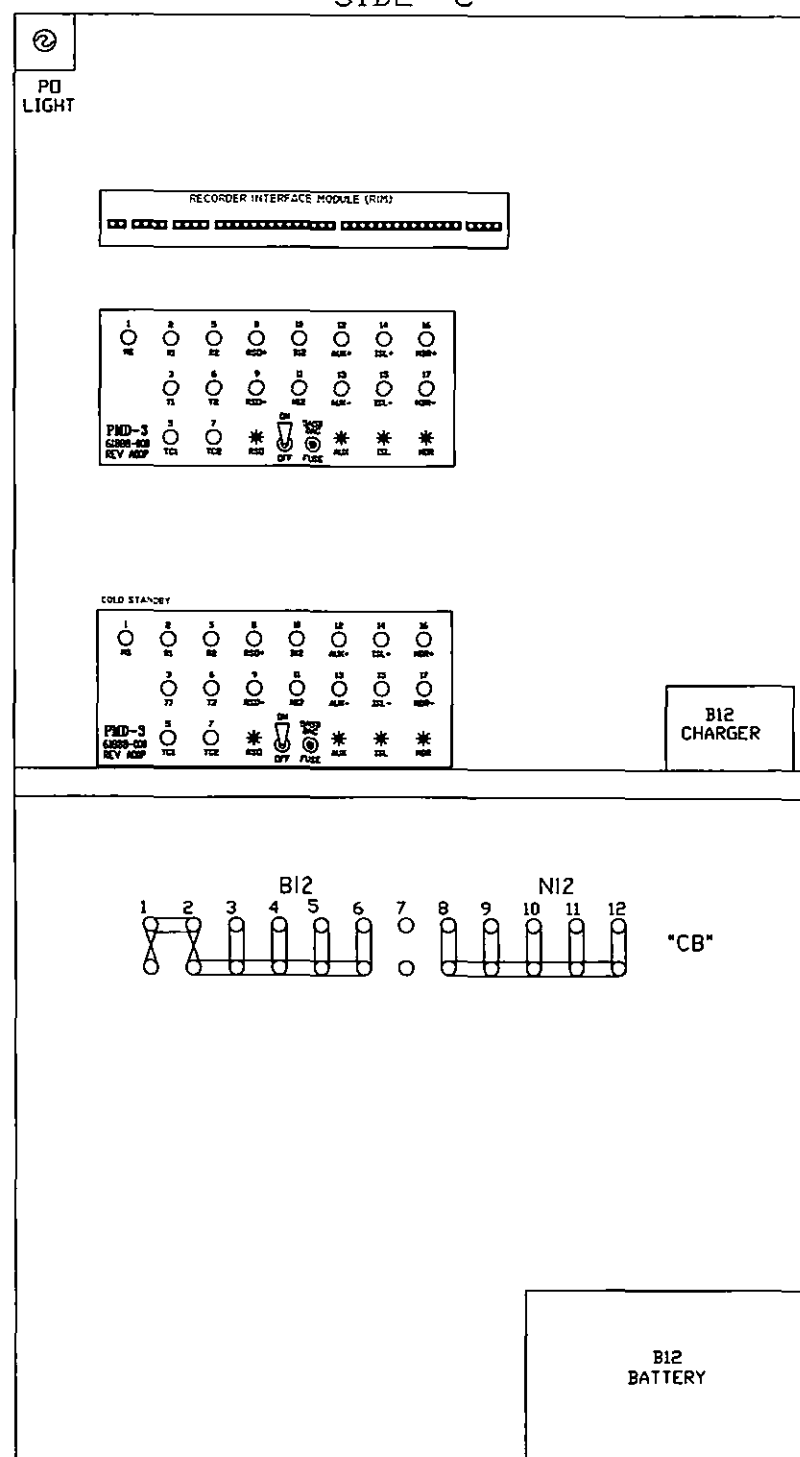
SIDE "B"



SIDE "A"



SIDE "C"



DIAMONDBACK SIGNAL

(410) 795-9601
5965 EXCHANGE DRIVE
SUITE "D"
SYKESVILLE, MD 21784

BUFFALO & PITTSBURGH RAILROAD CROSSING WARNING DEVICES

SCALE: NONE APPROVED BY: DRAWN BY: ISIS

DATE: 5/6/14 REVISED:

SCHOOL STREET - DOT # 148 B48B
INDIANA, INDIANA COUNTY, PA

HOUSE LAYOUT DRAWING NUMBER 33.59

SOUTH
TO HOMER CITY

NORTH
TO PUNXY

CHURCH STREET
START 500'
30 SEC. @ 10 MPH
(INCLUDES 4 SEC. FOR PMD-3)

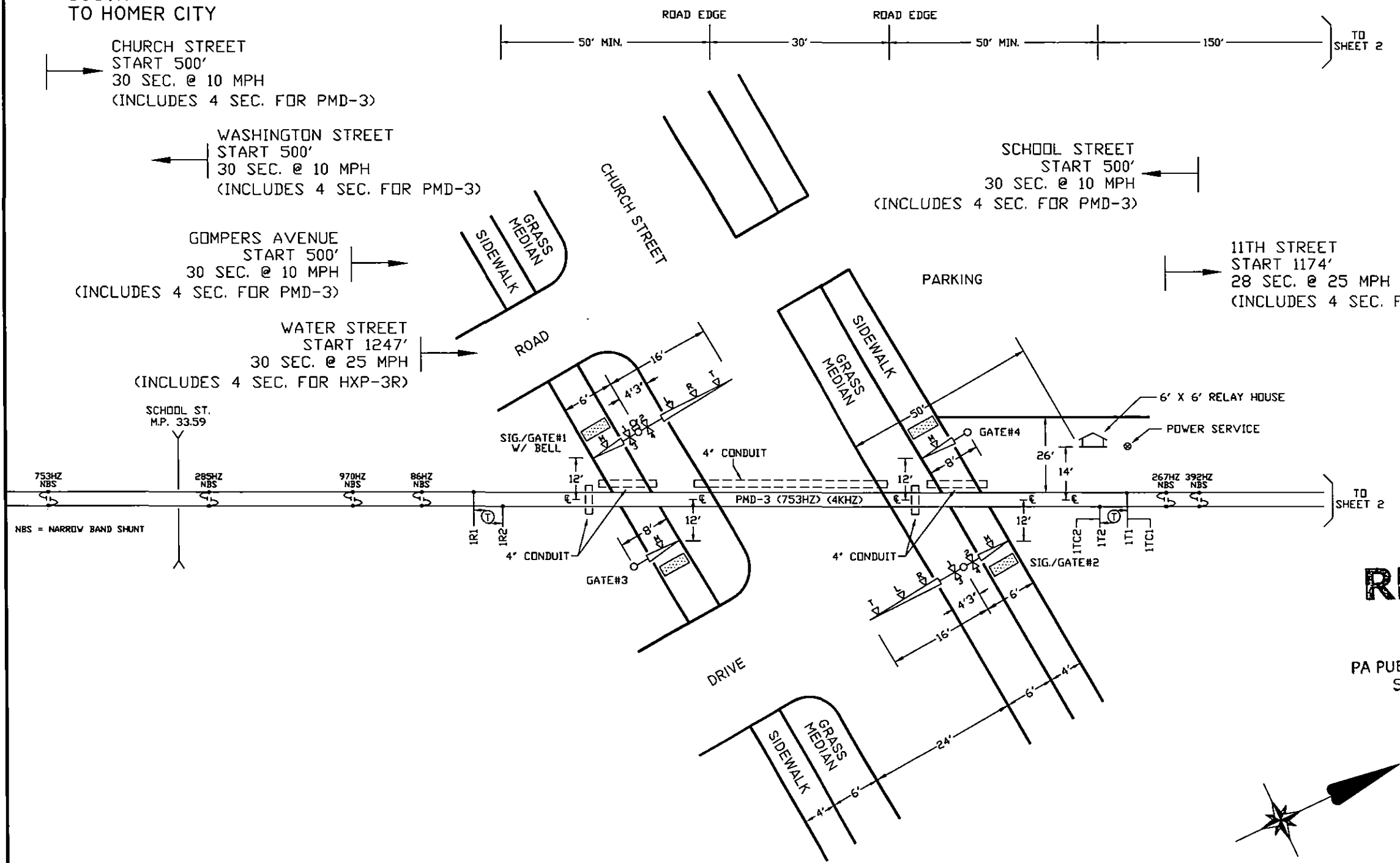
WASHINGTON STREET
START 500'
30 SEC. @ 10 MPH
(INCLUDES 4 SEC. FOR PMD-3)

GOMPERS AVENUE
START 500'
30 SEC. @ 10 MPH
(INCLUDES 4 SEC. FOR PMD-3)

WATER STREET
START 1247'
30 SEC. @ 25 MPH
(INCLUDES 4 SEC. FOR HXP-3R)

SCHOOL STREET
START 500'
30 SEC. @ 10 MPH
(INCLUDES 4 SEC. FOR PMD-3)

11TH STREET
START 1174'
28 SEC. @ 25 MPH
(INCLUDES 4 SEC. FOR PMD-3R)




753HZ NBS
285HZ NBS
970HZ NBS
86HZ NBS
SCHOOL ST. M.P. 33.59
NBS = NARROW BAND SHUNT

4" CONDUIT
PMD-3 (753HZ) (4KHZ)
267HZ 392HZ NBS NBS

RECEIVED

MAY 28 2015

PA PUBLIC UTILITY COMMISSION
SECRETARY'S BUREAU



NOTES:

1. MATERIAL & INSTALLATION TO BE IN ACCORDANCE WITH MUTCD, STATE AND RAILROAD STANDARDS.
2. ALL DIMENSIONS ARE APPROXIMATE AND MAY VARY DUE TO ACTUAL FIELD CONDITIONS.
3. FLASHLIGHT SIGNALS & GATE LIGHTS TO BE LIGHT EMITTING DIODE ASSEMBLIES, (LED).
4. DENOTES TWIST PAIR.
5. DENOTES ADA PLATES.

CABLE RUN TABULATION

- HOUSE TO SIGNAL/GATE #1 - 7/C #6 UG CABLE
- 7/C #14 UG CABLE
- 3/C #9 UG CABLE
- HOUSE TO SIGNAL/GATE #2 - 7/C #6 UG CABLE
- 7/C #14 UG CABLE
- 3/C #9 UG CABLE
- SIDEWALK GATE #3 - 7/C #6 UG CABLE
- 7/C #14 UG CABLE
- 3/C #9 UG CABLE
- SIDEWALK GATE #4 - 7/C #6 UG CABLE
- 7/C #14 UG CABLE
- 3/C #9 UG CABLE
- HOUSE TO AC SERVICE - 3/C #9 UG CABLE
- HOUSE TO IT1 & IT2 - 2/C #6 TWISTED PAIR
- HOUSE TO IR1 & IR2 - 2/C #6 TWISTED PAIR
- HOUSE TO ITC1 & ITC2 - 2/C #6 TWISTED PAIR

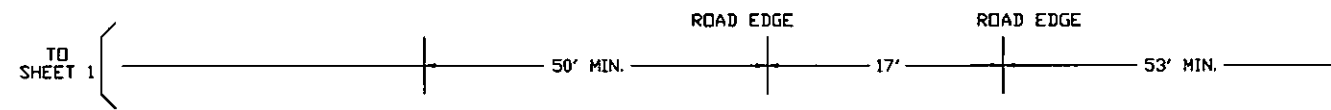
DIAMONDBACK SIGNAL

 (410) 795-9601
 5965 EXCHANGE DRIVE
 SUITE 'D'
 SYKESVILLE, MD
 21784

BUFFALO & PITTSBURGH RAILROAD CROSSING WARNING DEVICES		
SCALE: NONE	APPROVED BY:	DRAWN BY: ISIS
DATE: 05/08/15		REVISED:
CHURCH ST. - DOT #148 847U INDIANA, INDIANA COUNTY, PA		
DRAWING NUMBER		33.51

SOUTH
TO HOMER CITY

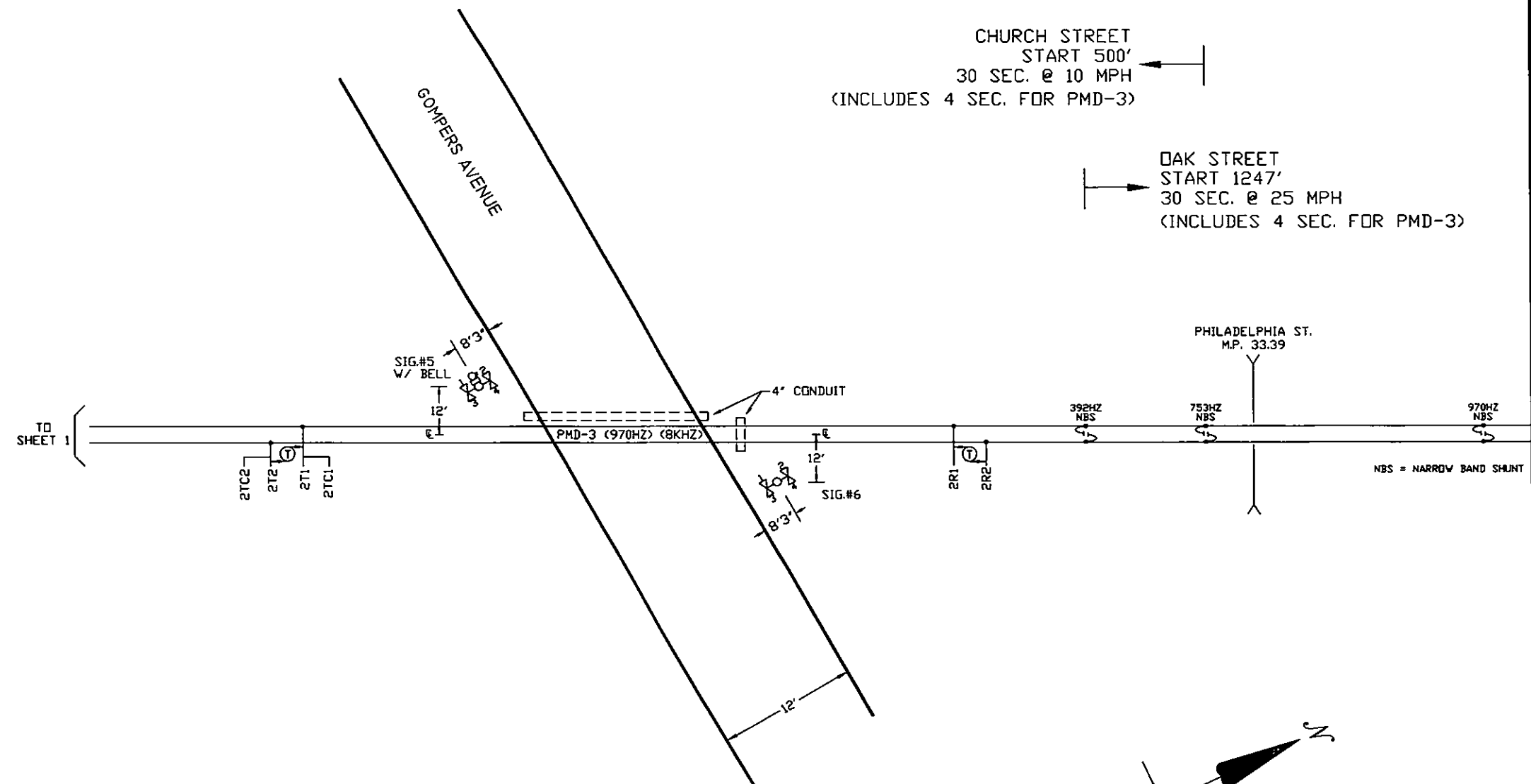
NORTH
TO PUNXY




GOMPERS AVENUE
START 500'
30 SEC. @ 10 MPH
(INCLUDES 4 SEC. FOR PMD-3)

CHURCH STREET
START 500'
30 SEC. @ 10 MPH
(INCLUDES 4 SEC. FOR PMD-3)

DAK STREET
START 1247'
30 SEC. @ 25 MPH
(INCLUDES 4 SEC. FOR PMD-3)



NBS = NARROW BAND SHUNT



NOTES:

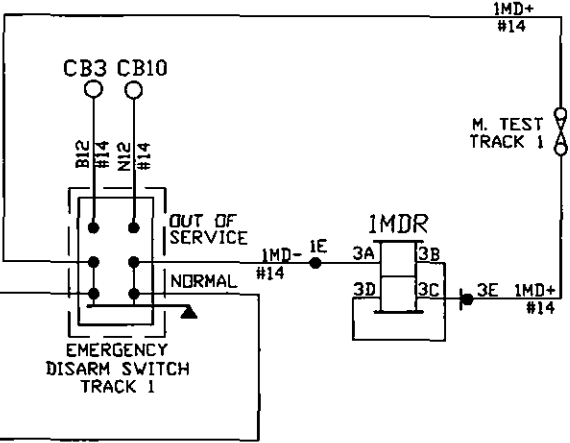
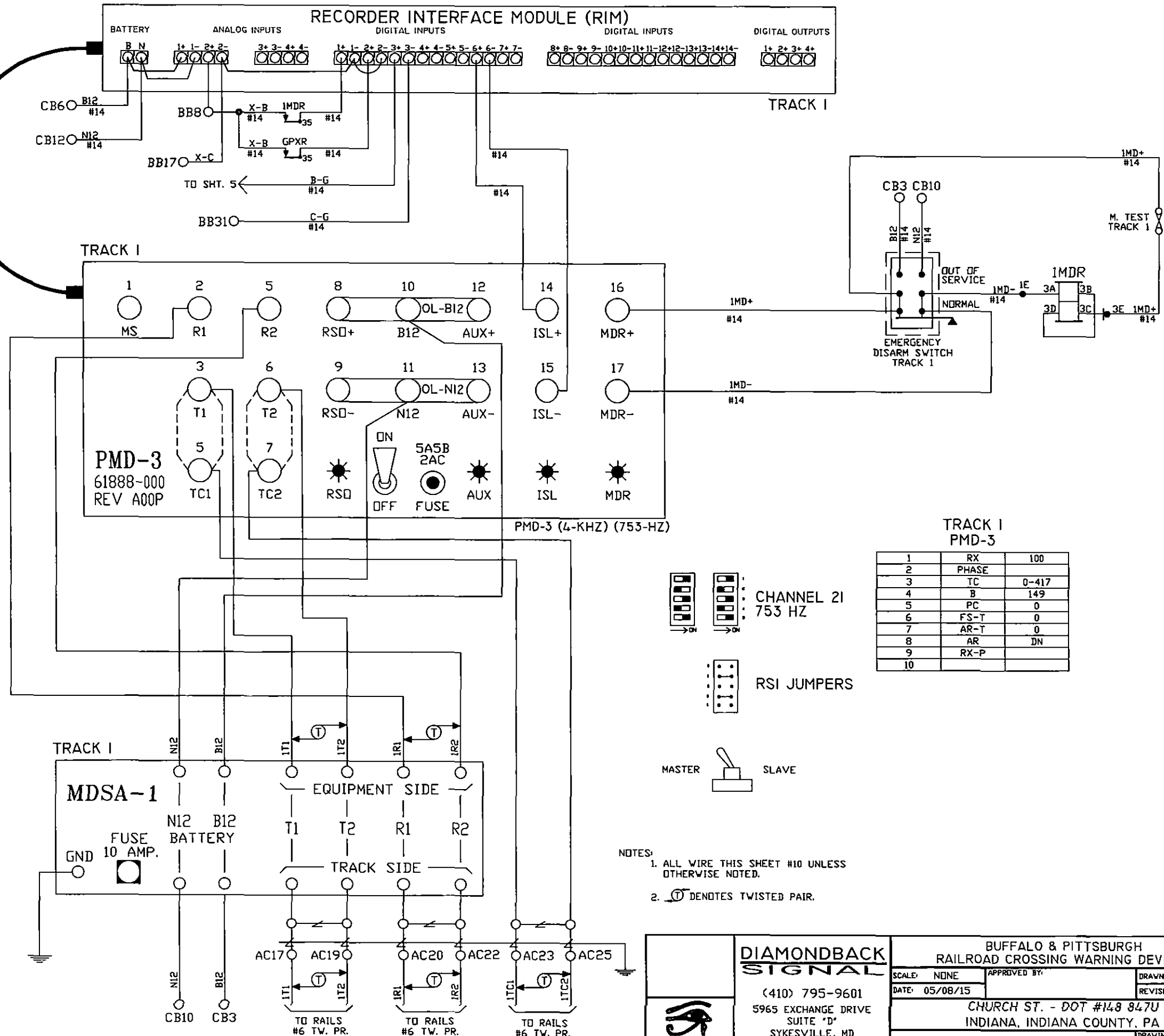
1. MATERIAL & INSTALLATION TO BE IN ACCORDANCE WITH MUTCD, STATE AND RAILROAD STANDARDS.
2. ALL DIMENSIONS ARE APPROXIMATE AND MAY VARY DUE TO ACTUAL FIELD CONDITIONS.
3. FLASHLIGHT SIGNALS & GATE LIGHTS TO BE LIGHT EMITTING DIODE ASSEMBLIES, (LED).
4. DENOTES TWIST PAIR.

CABLE RUN TABULATION

HOUSE TO SIGNAL #5	- 7/C #6 UG CABLE
HOUSE TO SIGNAL #6	- 7/C #6 UG CABLE
HOUSE TO 2T1 & 2T2	- 2/C #6 TWISTED PAIR
HOUSE TO 2R1 & 2R2	- 2/C #6 TWISTED PAIR
HOUSE TO 2TC1 & 2TC2	- 2/C #6 TWISTED PAIR

 DIAMONDBACK SIGNAL (410) 795-9601 5965 EXCHANGE DRIVE SUITE 'D' SYKESVILLE, MD 21784	BUFFALO & PITTSBURGH RAILROAD CROSSING WARNING DEVICES	
	SCALE: NONE DATE: 05/08/15	APPROVED BY:
GOMPERS AVENUE - DOT #148 846M INDIANA, INDIANA COUNTY, PA		
TRACK & CABLE PLAN		DRAWING NUMBER 33.46

INTERFACE CABLE

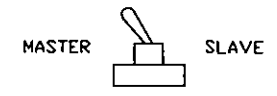


TRACK 1
PMD-3

1	RX	100
2	PHASE	
3	TC	0-417
4	B	149
5	PC	0
6	FS-T	0
7	AR-T	0
8	AR	DN
9	RX-P	
10		



RSI JUMPERS

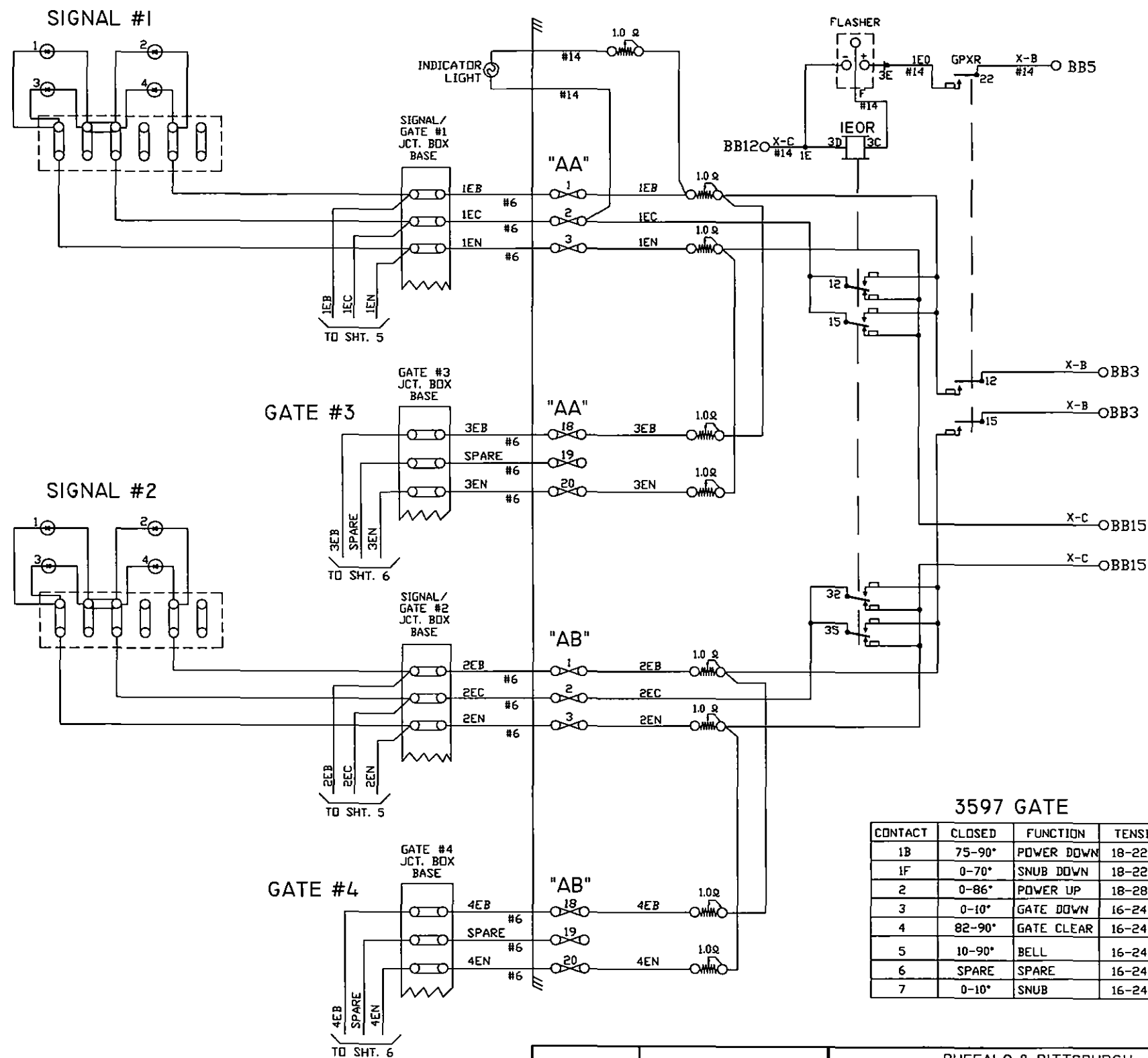


- NOTES:
1. ALL WIRE THIS SHEET #10 UNLESS OTHERWISE NOTED.
 2. $\text{\textcircled{T}}$ DENOTES TWISTED PAIR.

DIAMONDBACK SIGNAL
 (410) 795-9601
 5965 EXCHANGE DRIVE
 SUITE "D"
 SYKESVILLE, MD
 21784

BUFFALO & PITTSBURGH
RAILROAD CROSSING WARNING DEVICES


SCALE: NONE	APPROVED BY:	DRAWN BY: ISIS
DATE: 05/08/15		REVISED:
CHURCH ST. - DOT #148 847U INDIANA, INDIANA COUNTY, PA		
CIRCUIT PLAN "A"		DRAWING NUMBER 33.51

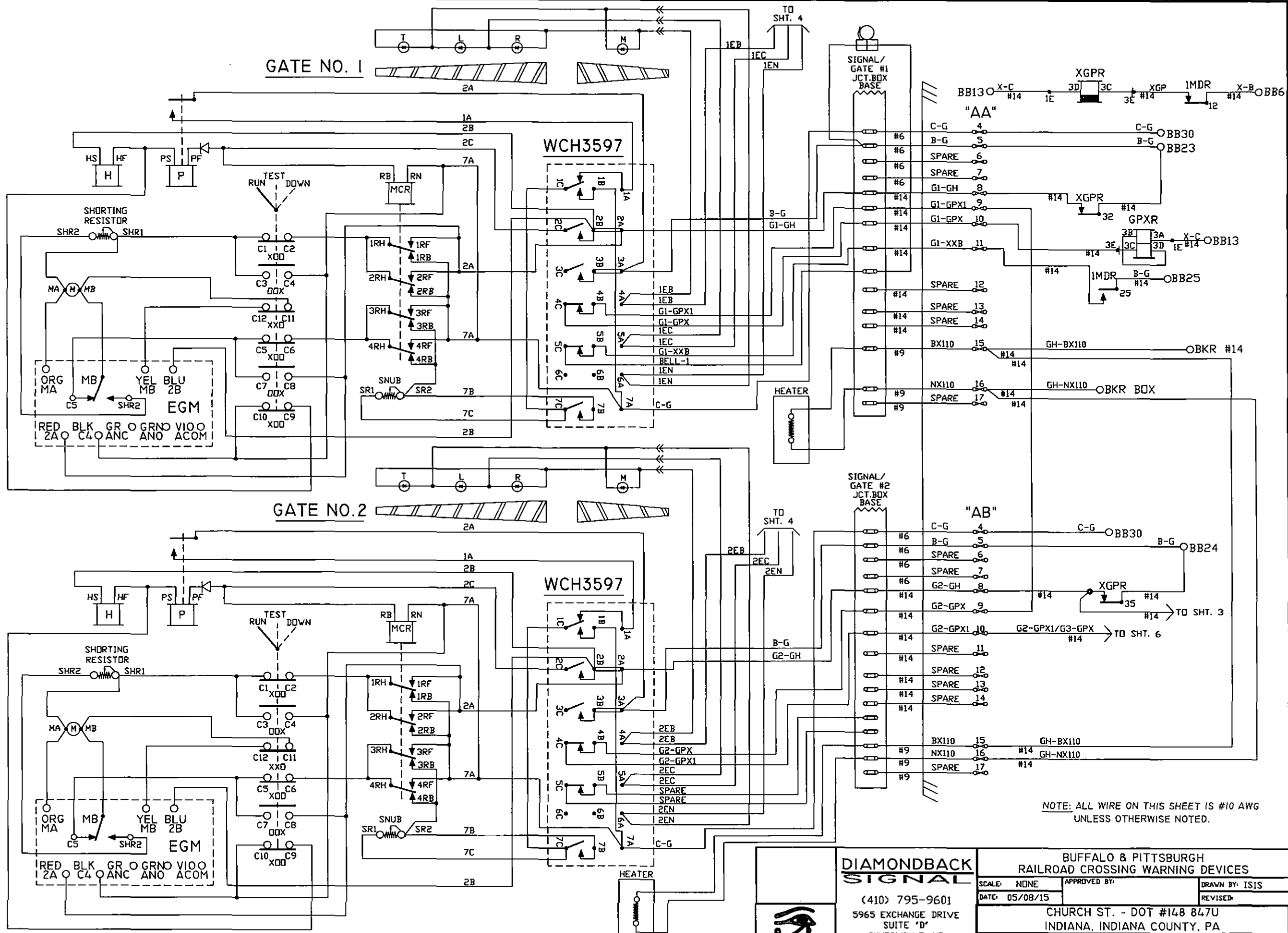


3597 GATE

CONTACT	CLOSED	FUNCTION	TENSION
1B	75-90°	POWER DOWN	18-22 OZ.
1F	0-70°	SNUB DOWN	18-22 OZ.
2	0-86°	POWER UP	18-28 OZ.
3	0-10°	GATE DOWN	16-24 OZ.
4	82-90°	GATE CLEAR	16-24 OZ.
5	10-90°	BELL	16-24 OZ.
6	SPARE	SPARE	16-24 OZ.
7	0-10°	SNUB	16-24 OZ.

NOTE:
ALL WIRE THIS SHEET IS #10 AWG. FLEX
UNLESS OTHERWISE NOTED.

 ISIS, LLC	DIAMONDBACK SIGNAL (410) 795-9601 5965 EXCHANGE DRIVE SUITE "D" SYKESVILLE, MD 21784		BUFFALO & PITTSBURGH RAILROAD CROSSING WARNING DEVICES	
	SCALE: NONE DATE: 05/08/15	APPROVED BY:	DRAWN BY: ISIS REVISED:	CHURCH ST. - DOT #148 847U INDIANA, INDIANA COUNTY, PA CIRCUIT PLAN "B"
			DRAWING NUMBER 33.51	



NOTE: ALL WIRE ON THIS SHEET IS #10 AWG UNLESS OTHERWISE NOTED.

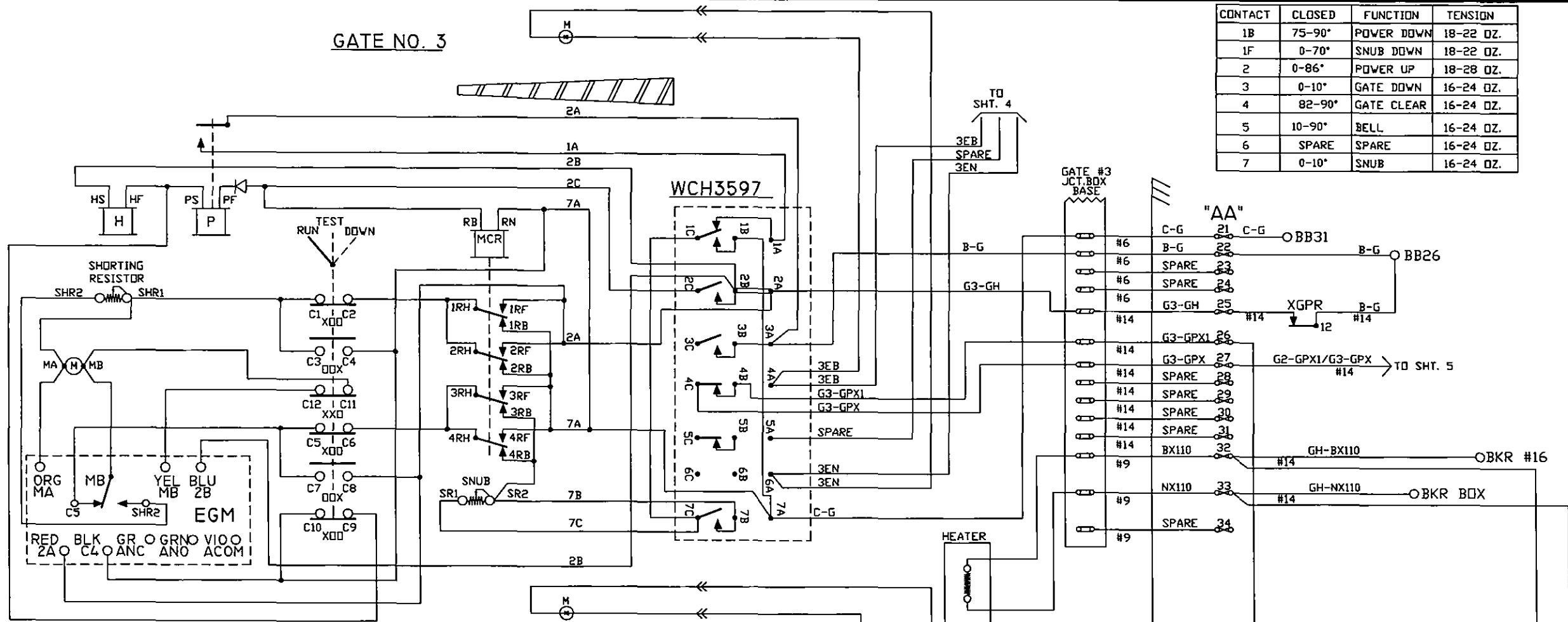


DIAMONDBACK SIGNAL
 (410) 795-9601
 5965 EXCHANGE DRIVE
 SUITE 'D'
 SYKESVILLE, MD
 21784

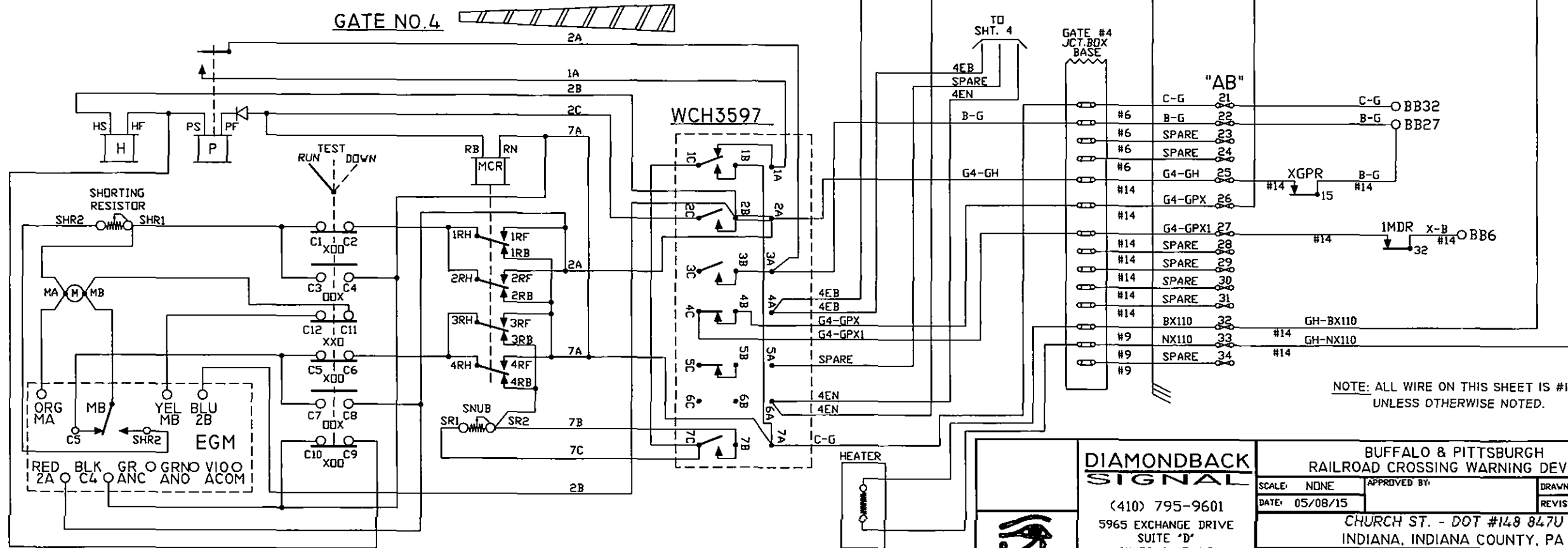
BUFFALO & PITTSBURGH RAILROAD CROSSING WARNING DEVICES		
SCALE: NONE	APPROVED BY:	DRAWN BY: ISIS
DATE: 05/08/15		REVISED:
CHURCH ST. - DOT #148 847U INDIANA, INDIANA COUNTY, PA		
CIRCUIT PLAN "C"		DRAWING NUMBER 33.51

GATE NO. 3


CONTACT	CLOSED	FUNCTION	TENSION
1B	75-90°	POWER DOWN	18-22 OZ.
1F	0-70°	SNUB DOWN	18-22 OZ.
2	0-86°	POWER UP	18-28 OZ.
3	0-10°	GATE DOWN	16-24 OZ.
4	82-90°	GATE CLEAR	16-24 OZ.
5	10-90°	BELL	16-24 OZ.
6	SPARE	SPARE	16-24 OZ.
7	0-10°	SNUB	16-24 OZ.



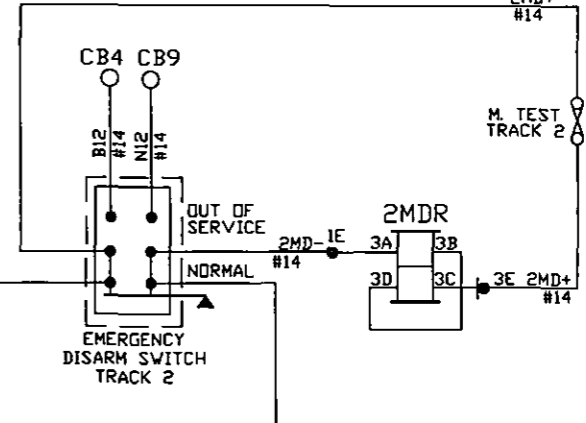
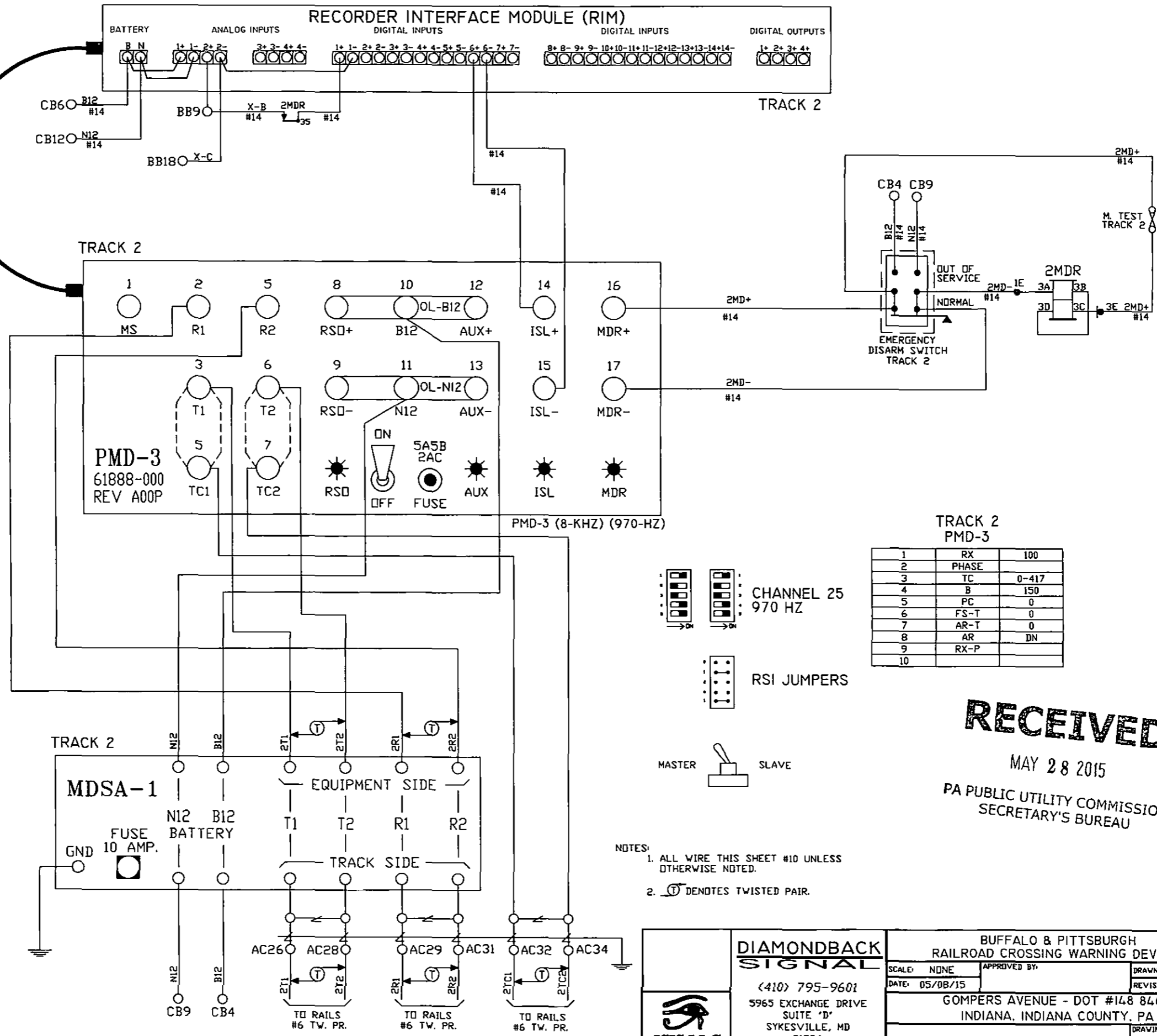
GATE NO. 4



NOTE: ALL WIRE ON THIS SHEET IS #10 AWG UNLESS OTHERWISE NOTED.

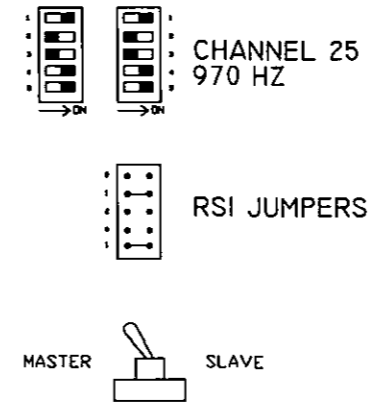
 <p>DIAMONDBACK SIGNAL (410) 795-9601 5965 EXCHANGE DRIVE SUITE "D" SYKESVILLE, MD 21784</p>	<p>BUFFALO & PITTSBURGH RAILROAD CROSSING WARNING DEVICES</p>	
	<p>SCALE: NONE DATE: 05/08/15</p>	<p>APPROVED BY:</p>
<p>CHURCH ST. - DOT #148 847U INDIANA, INDIANA COUNTY, PA</p>		<p>DRAWING NUMBER CIRCUIT PLAN "D" 33.51</p>

INTERFACE CABLE



TRACK 2 PMD-3

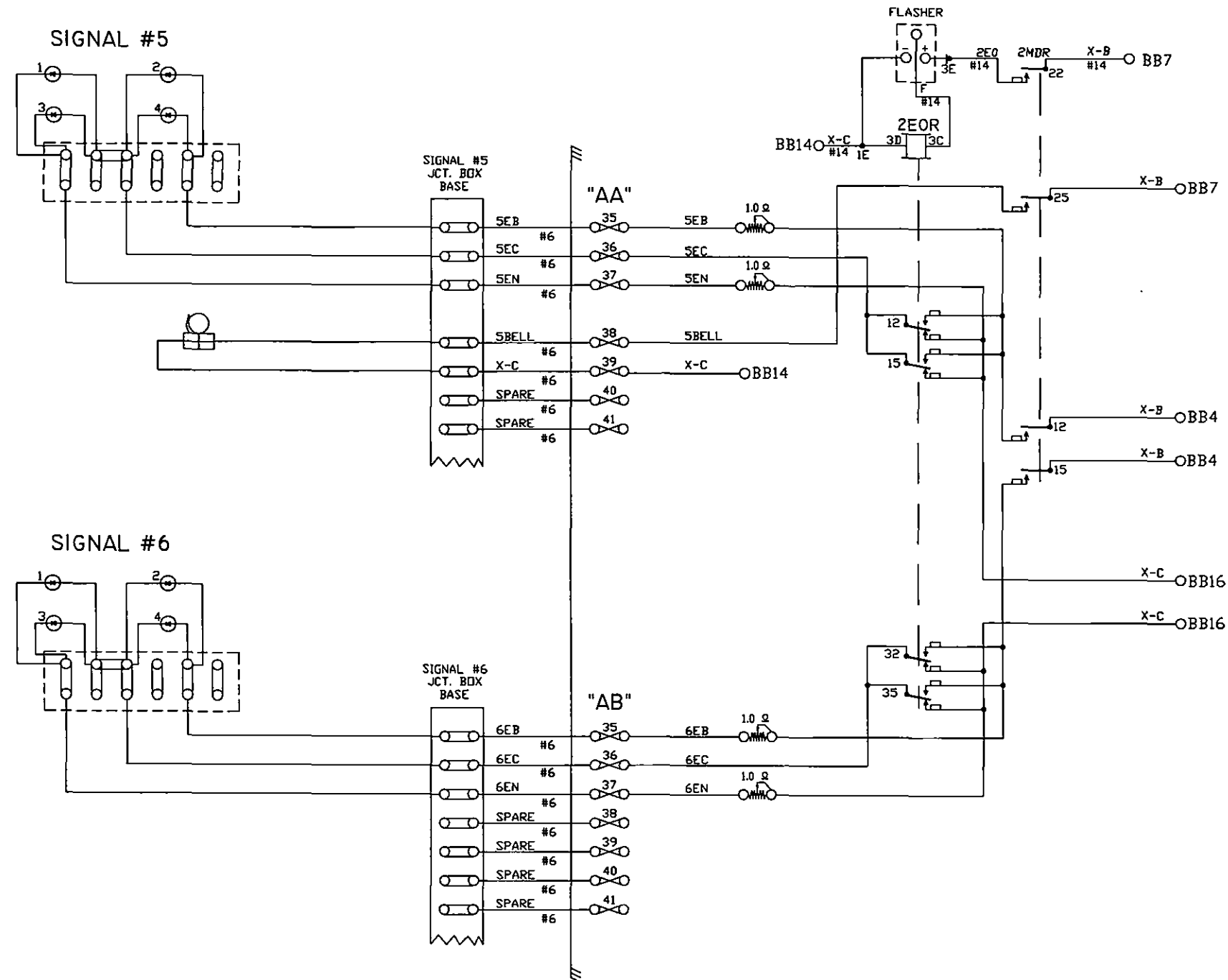
1	RX	100
2	PHASE	
3	TC	0-417
4	B	150
5	PC	0
6	FS-T	0
7	AR-T	0
8	AR	DN
9	RX-P	
10		




- NOTES:
 1. ALL WIRE THIS SHEET #10 UNLESS OTHERWISE NOTED.
 2. $\text{\textcircled{T}}$ DENOTES TWISTED PAIR.

RECEIVED
 MAY 28 2015
 PA PUBLIC UTILITY COMMISSION
 SECRETARY'S BUREAU

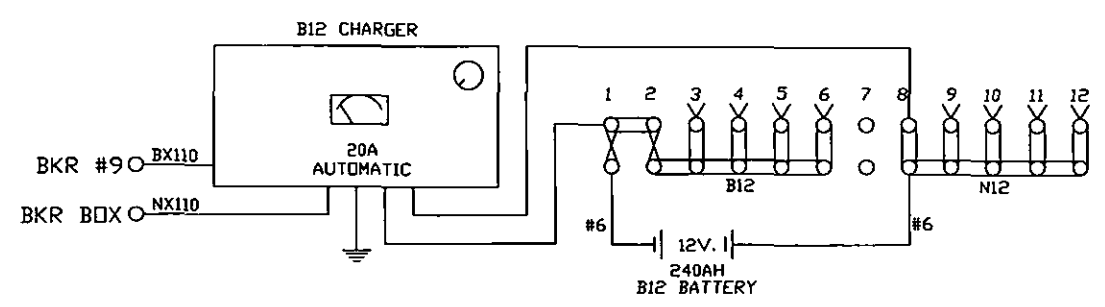
 DIAMONDBACK SIGNAL <410> 795-9601 5965 EXCHANGE DRIVE SUITE 'D' SYKESVILLE, MD 21784	BUFFALO & PITTSBURGH RAILROAD CROSSING WARNING DEVICES		
	SCALE: NONE DATE: 05/08/15	APPROVED BY: _____	DRAWN BY: ISIS REVISED:
	GOMPERS AVENUE - DOT #148 846M INDIANA, INDIANA COUNTY, PA		
	CIRCUIT PLAN "E" DRAWING NUMBER 33.46		



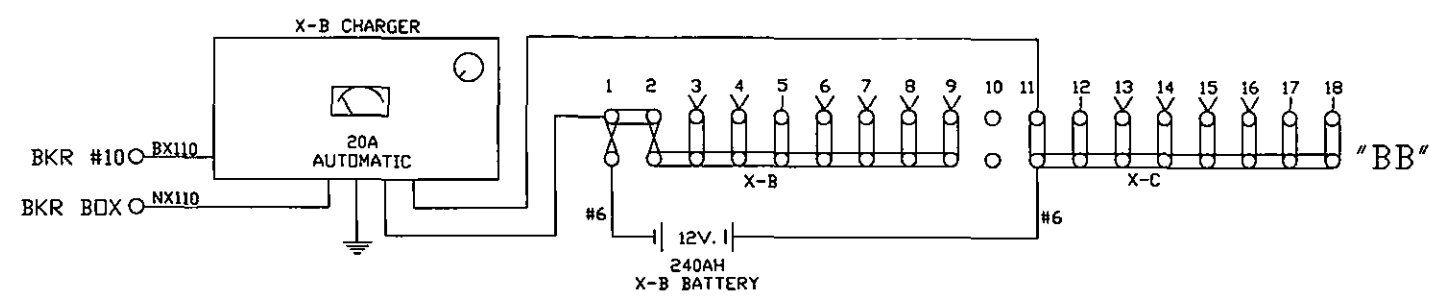
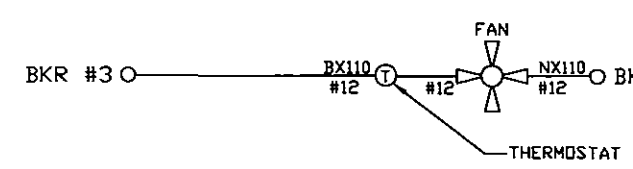
NOTE:
ALL WIRE THIS SHEET IS #10 AWG. FLEX
UNLESS OTHERWISE NOTED.

	DIAMONDBACK SIGNAL (410) 795-9601 5965 EXCHANGE DRIVE SUITE "D" SYKESVILLE, MD 21784		BUFFALO & PITTSBURGH RAILROAD CROSSING WARNING DEVICES	
	SCALE: NONE DATE: 05/08/15	APPROVED BY:	DRAWN BY: ISIS REVISED:	GOMPERS AVENUE - DOT #148 846M INDIANA, INDIANA COUNTY, PA
CIRCUIT PLAN "F"			DRAWING NUMBER 33.46	

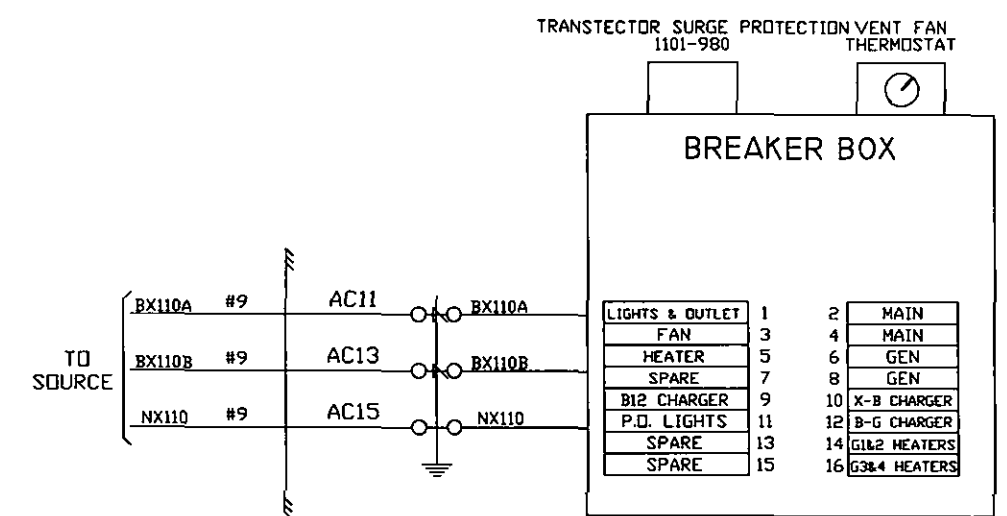
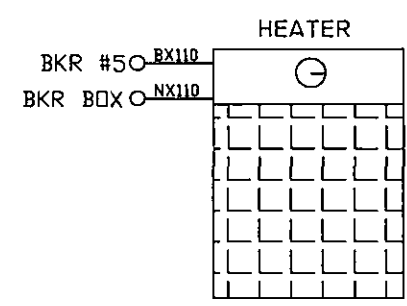
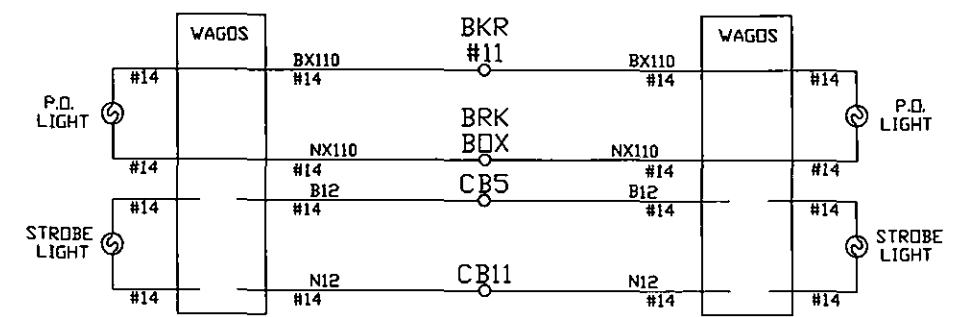
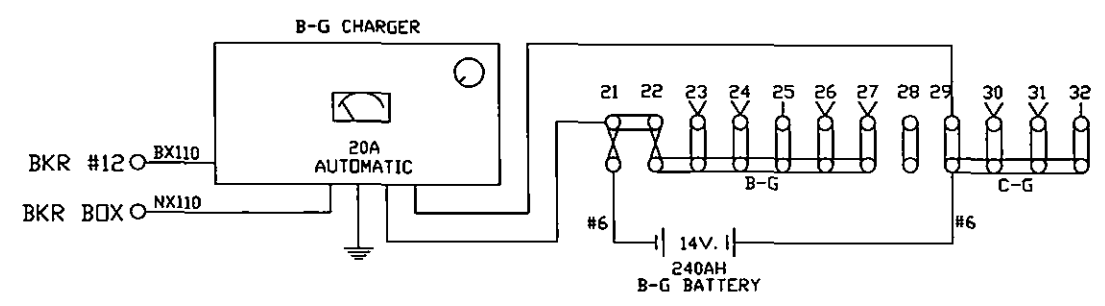
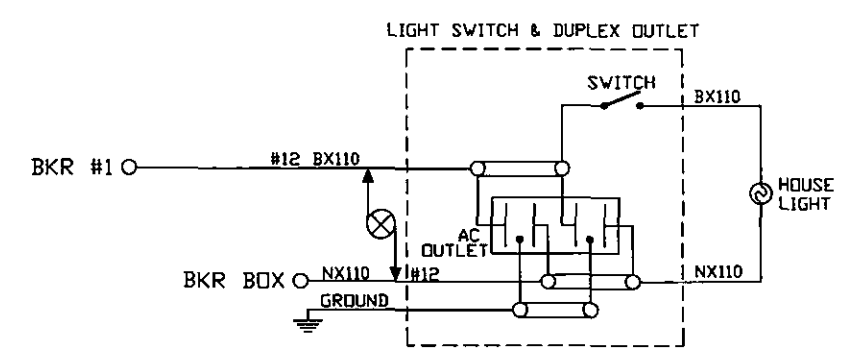
RECEIVED
MAY 28 2015
PA PUBLIC UTILITY COMMISSION
SECRETARY'S BUREAU



"CB"



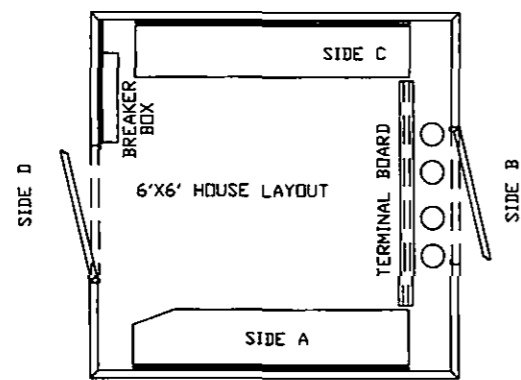
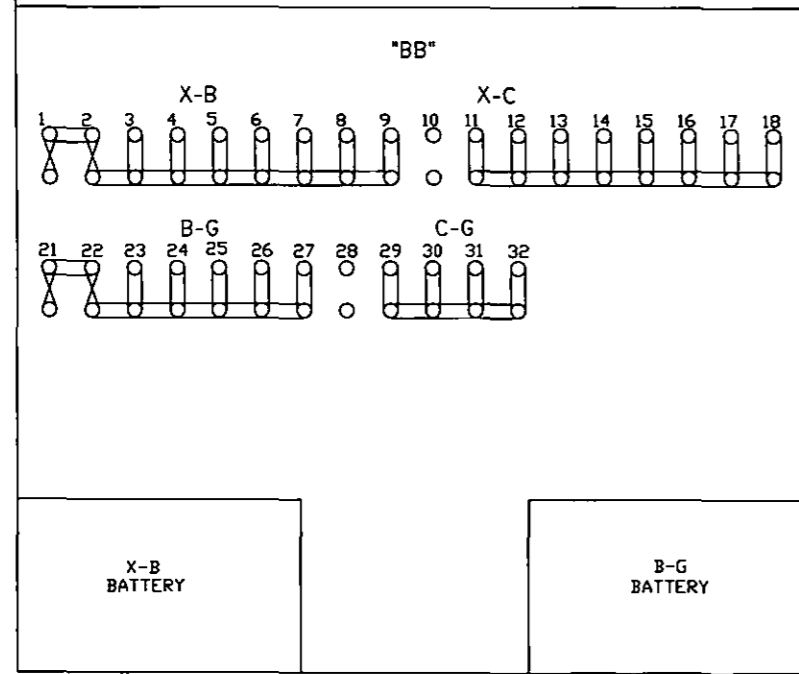
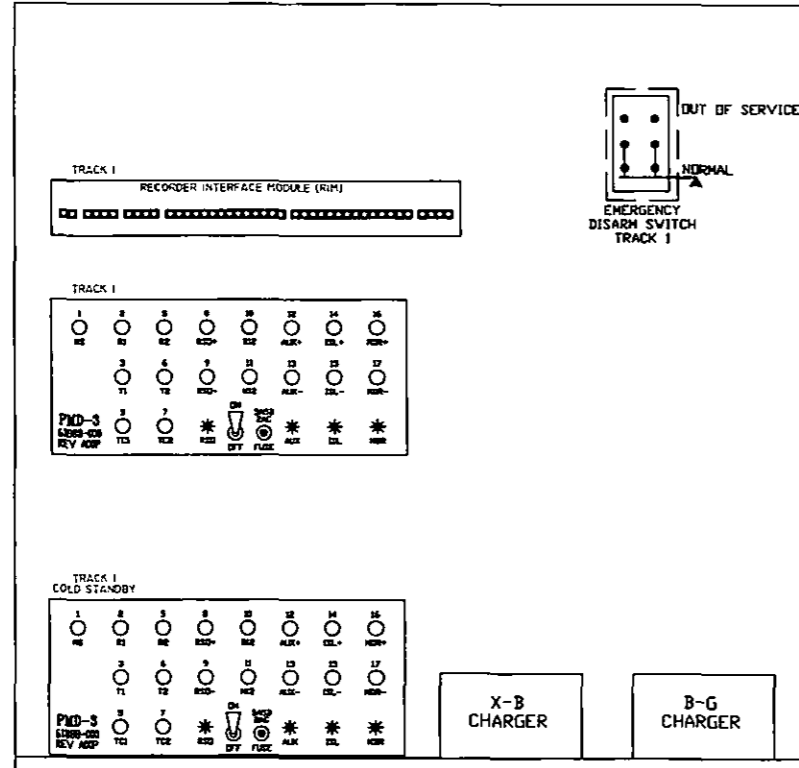
"BB"



NOTES:
1-REFERENCES ARE PER SCMS-13.
2-SHELF RELAY PLACEMENT ON CONSIST CHART HAS NO SIGNIFIGANCE.
3-PLUG-IN RELAYS ARE VIEWED FROM FRONT OF RACK.
4-6' X 6' RELAY HOUSE

	DIAMONDBACK SIGNAL (410) 795-9601 5965 EXCHANGE DRIVE SUITE "D" SYKESVILLE, MD 21784	BUFFALO & PITTSBURGH RAILROAD CROSSING WARNING DEVICES	
	SCALE: NONE DATE: 05/08/15	APPROVED BY:	DRAWN BY: ISIS REVISED:
GOMPERS AVE. & CHURCH ST. - DOT #148 846M & #148 847U INDIANA, INDIANA COUNTY, PA		DRAWING NUMBER CIRCUIT PLAN "G" 33.46-33.51	

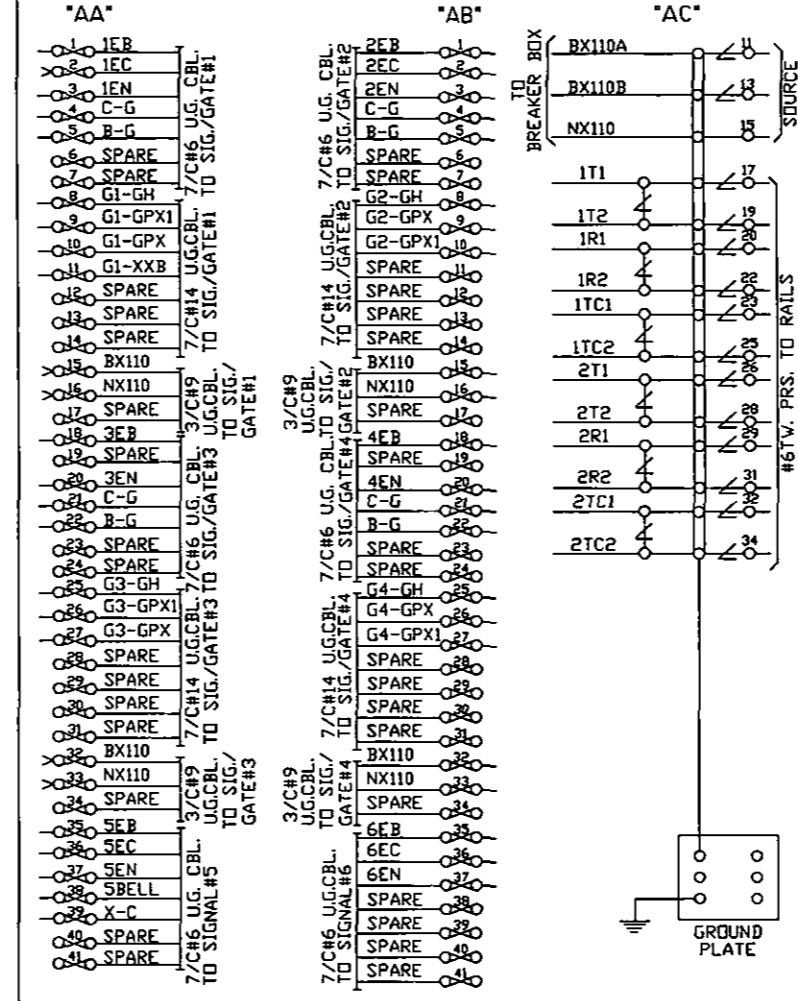
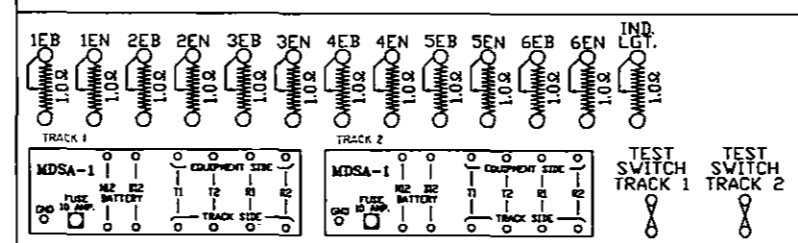
SIDE "B"



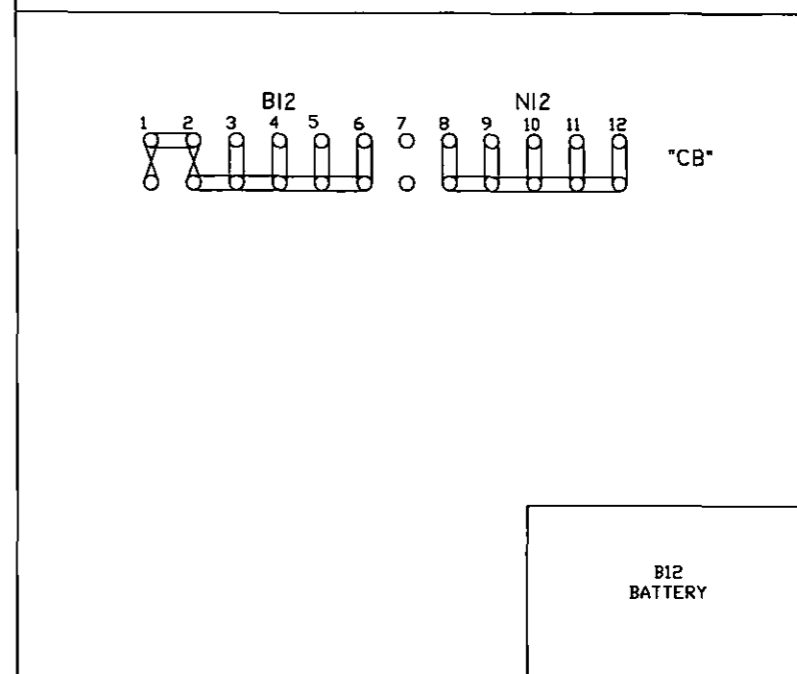
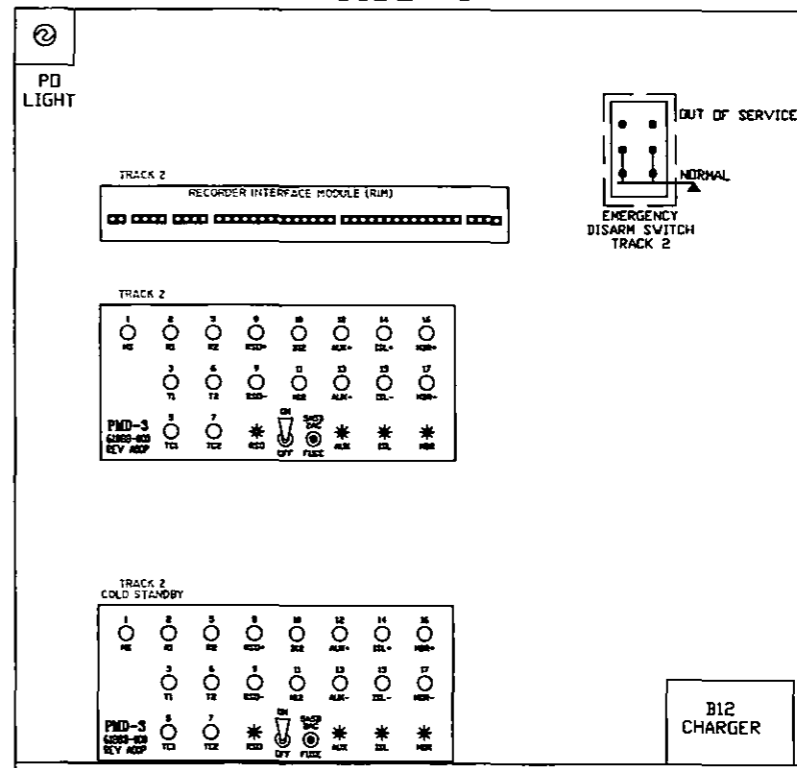
SIDE "A"

PO LIGHT

IEOR	GPXR	IMDR	XGPR	ZEOR	2MDR
12 FB	12 B	12 F	12 F	12 FB	12 B
15 FB	15 B	15 F	15 F	15 FB	15 B
32 FB	22 B	22 F		32 FB	22 B
35 FB	25 B	25 F		35 FB	25 B
	32 F	32 F		32 F	32 F
	35 F	35 F		35 F	35 F
A62-671	A62-310	A62-262	A62-360	A62-671	A62-262



SIDE "C"



DIAMONDBACK SIGNAL

410 795-9601
5965 EXCHANGE DRIVE SUITE 'D'
SYKESVILLE, MD 21784

ISIS, LLC

BUFFALO & PITTSBURGH RAILROAD CROSSING WARNING DEVICES

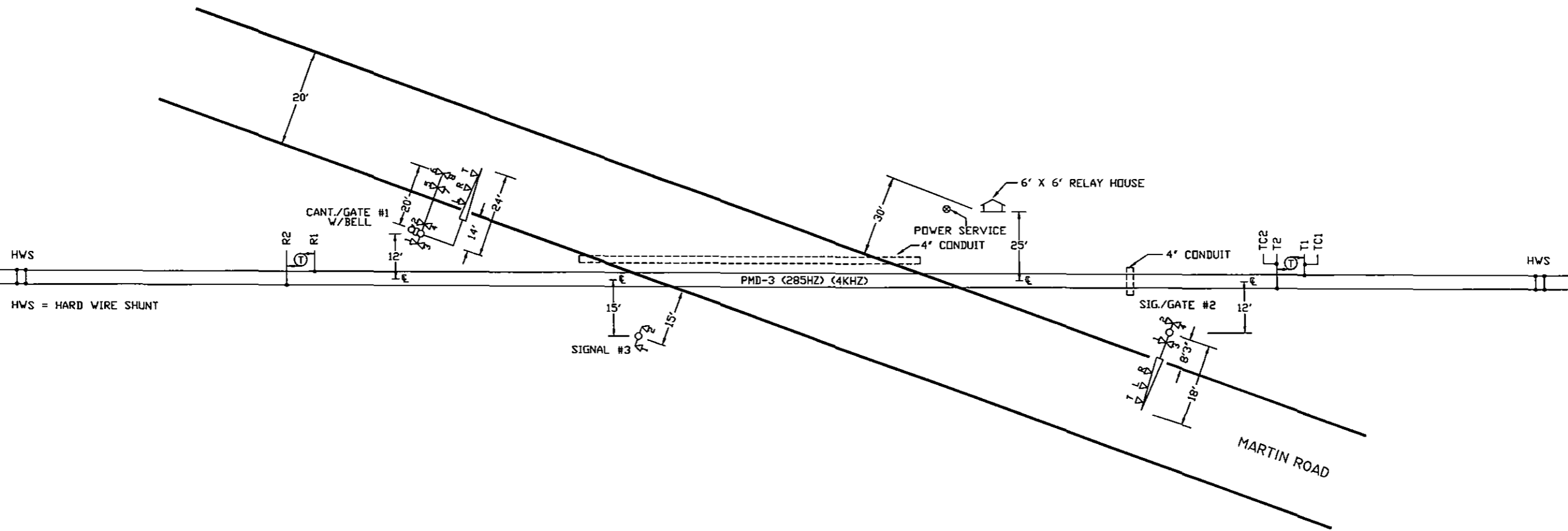
SCALE: NONE DATE: 05/08/15 APPROVED BY: DRAWN BY: ISIS REVISED: GOMPERS AVE. & CHURCH ST. - DOT #148 846M & #148 847U INDIANA, INDIANA COUNTY, PA HOUSE LAYOUT DRAWING NUMBER 33.46-33.51

SOUTH

NORTH

MARTIN ROAD
START 1805'
37 SEC. @ 30 MPH
(INCLUDES 4 SEC. FOR PMD-3
AND 7 SEC. FOR CLEARANCE TIME)

MARTIN ROAD
START 1805'
37 SEC. @ 30 MPH
(INCLUDES 4 SEC. FOR PMD-3
AND 7 SEC. FOR CLEARANCE TIME)



HWS
HWS = HARD WIRE SHUNT

RECEIVED

MAY 28 2015

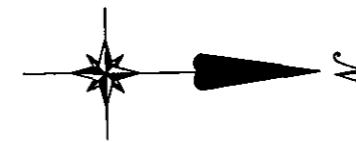
PA PUBLIC UTILITY COMMISSION
SECRETARY'S BUREAU


NOTES:

1. MATERIAL & INSTALLATION TO BE IN ACCORDANCE WITH MUTCD, STATE AND RAILROAD STANDARDS.
2. ALL DIMENSIONS ARE APPROXIMATE AND MAY VARY DUE TO ACTUAL FIELD CONDITIONS.
3. FLASHLIGHT SIGNALS & GATE LIGHTS TO BE LIGHT EMITTING DIODE ASSEMBLIES, (LED).
4. $\text{\textcircled{T}}$ DENOTES TWIST PAIR.

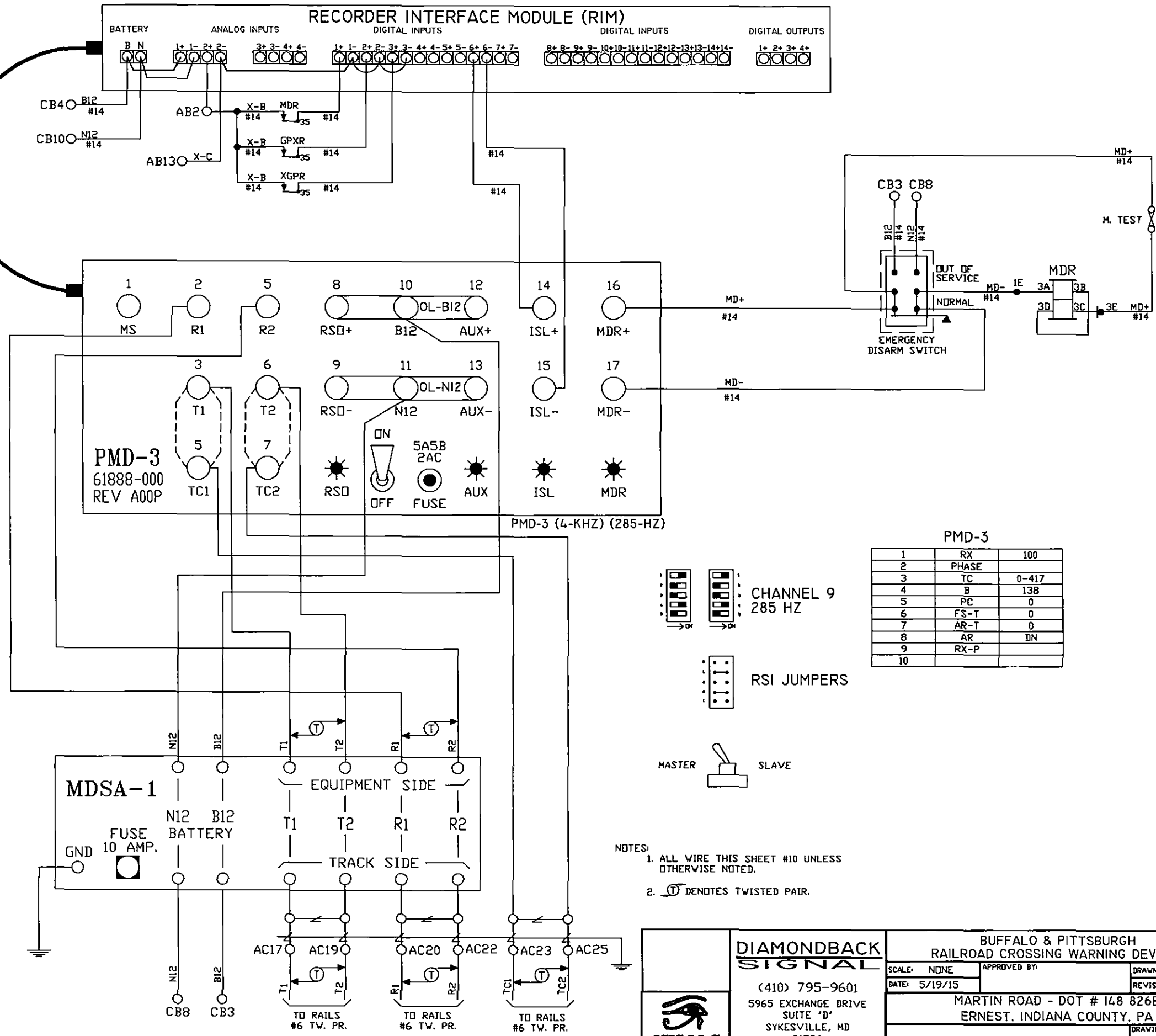
CABLE RUN TABULATION

- HOUSE TO CANT./GATE #1 - 7/C #6 UG CABLE
- 7/C #14 UG CABLE
- 3/C #9 UG CABLE
- HOUSE TO SIGNAL/GATE #2 - 7/C #6 UG CABLE
- 7/C #14 UG CABLE
- 3/C #9 UG CABLE
- 7/C #6 UG CABLE
- 3/C #9 UG CABLE
- HOUSE TO SIGNAL #3 - 2/C #6 TWISTED PAIR
HOUSE TO AC SERVICE - 2/C #6 TWISTED PAIR
HOUSE TO R1 & R2 - 2/C #6 TWISTED PAIR
HOUSE TO TC1 & TC2 - 2/C #6 TWISTED PAIR



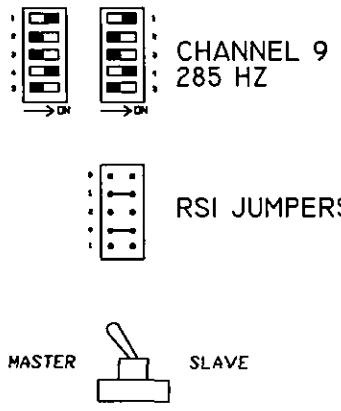
 DIAMONDBACK SIGNAL (410) 795-9601 5965 EXCHANGE DRIVE SUITE 'D' SYKESVILLE, MD 21784	BUFFALO & PITTSBURGH RAILROAD CROSSING WARNING DEVICES	
	SCALE: NONE DATE: 5/19/15	APPROVED BY:
MARTIN ROAD - DOT # 148 826B ERNEST, INDIANA COUNTY, PA		
TRACK & CABLE PLAN		DRAWING NUMBER 28.97

INTERFACE CABLE



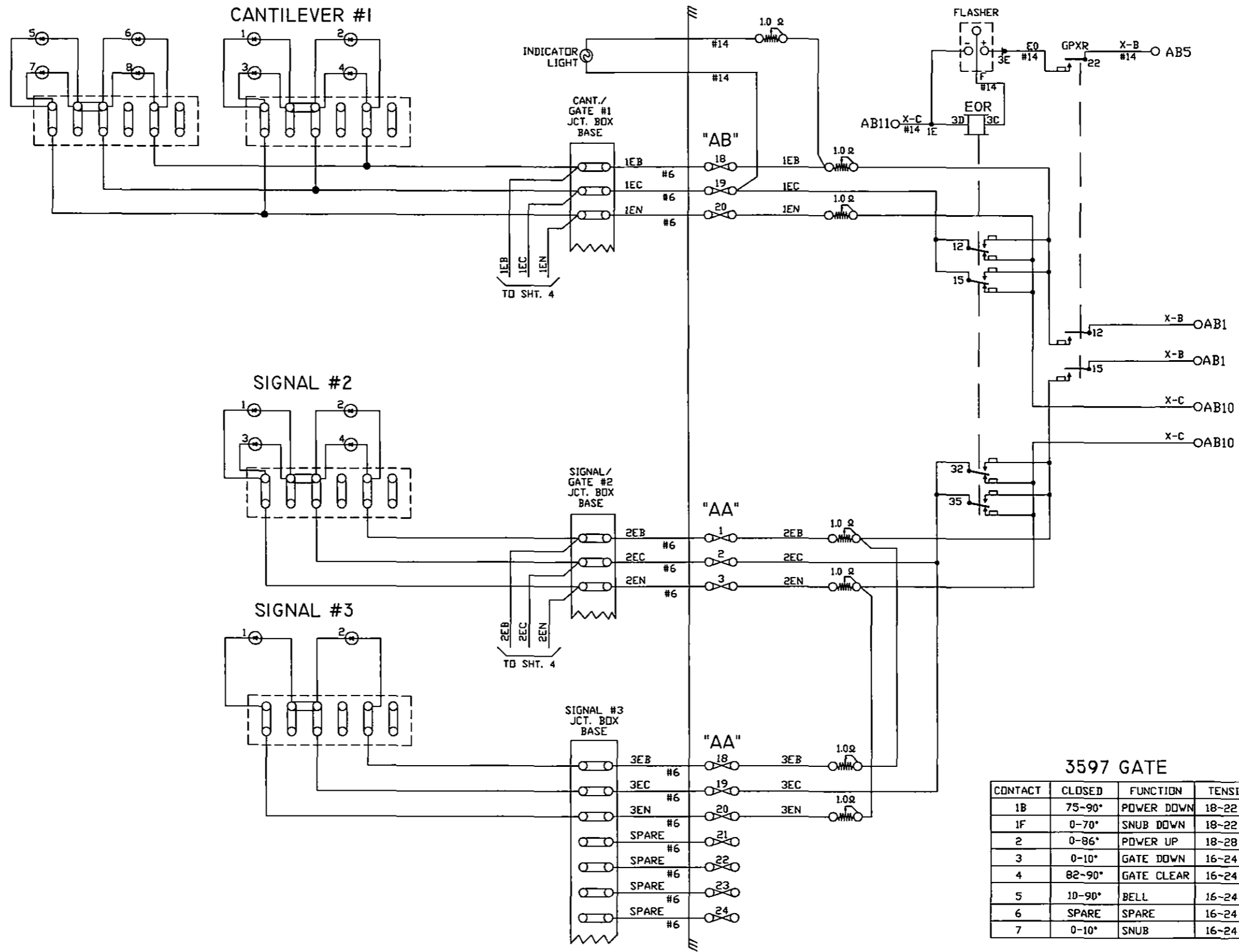
PMD-3

1	RX	100
2	PHASE	
3	TC	0-417
4	B	13B
5	PC	0
6	FS-T	0
7	AR-T	0
8	AR	DN
9	RX-P	
10		



- NOTES:
1. ALL WIRE THIS SHEET #10 UNLESS OTHERWISE NOTED.
 2. $\text{\textcircled{T}}$ DENOTES TWISTED PAIR.

<p>DIAMONDBACK SIGNAL (410) 795-9601 5965 EXCHANGE DRIVE SUITE "D" SYKESVILLE, MD 21784</p>	BUFFALO & PITTSBURGH RAILROAD CROSSING WARNING DEVICES	
	SCALE: NONE DATE: 5/19/15	APPROVED BY:
MARTIN ROAD - DOT # 148 826B ERNEST, INDIANA COUNTY, PA		
CIRCUIT PLAN "A"		DRAWING NUMBER 28.97



3597 GATE

CONTACT	CLOSED	FUNCTION	TENSION
1B	75-90°	POWER DOWN	18-22 OZ.
1F	0-70°	SNUB DOWN	18-22 OZ.
2	0-86°	POWER UP	18-28 OZ.
3	0-10°	GATE DOWN	16-24 OZ.
4	82-90°	GATE CLEAR	16-24 OZ.
5	10-90°	BELL	16-24 OZ.
6	SPARE	SPARE	16-24 OZ.
7	0-10°	SNUB	16-24 OZ.

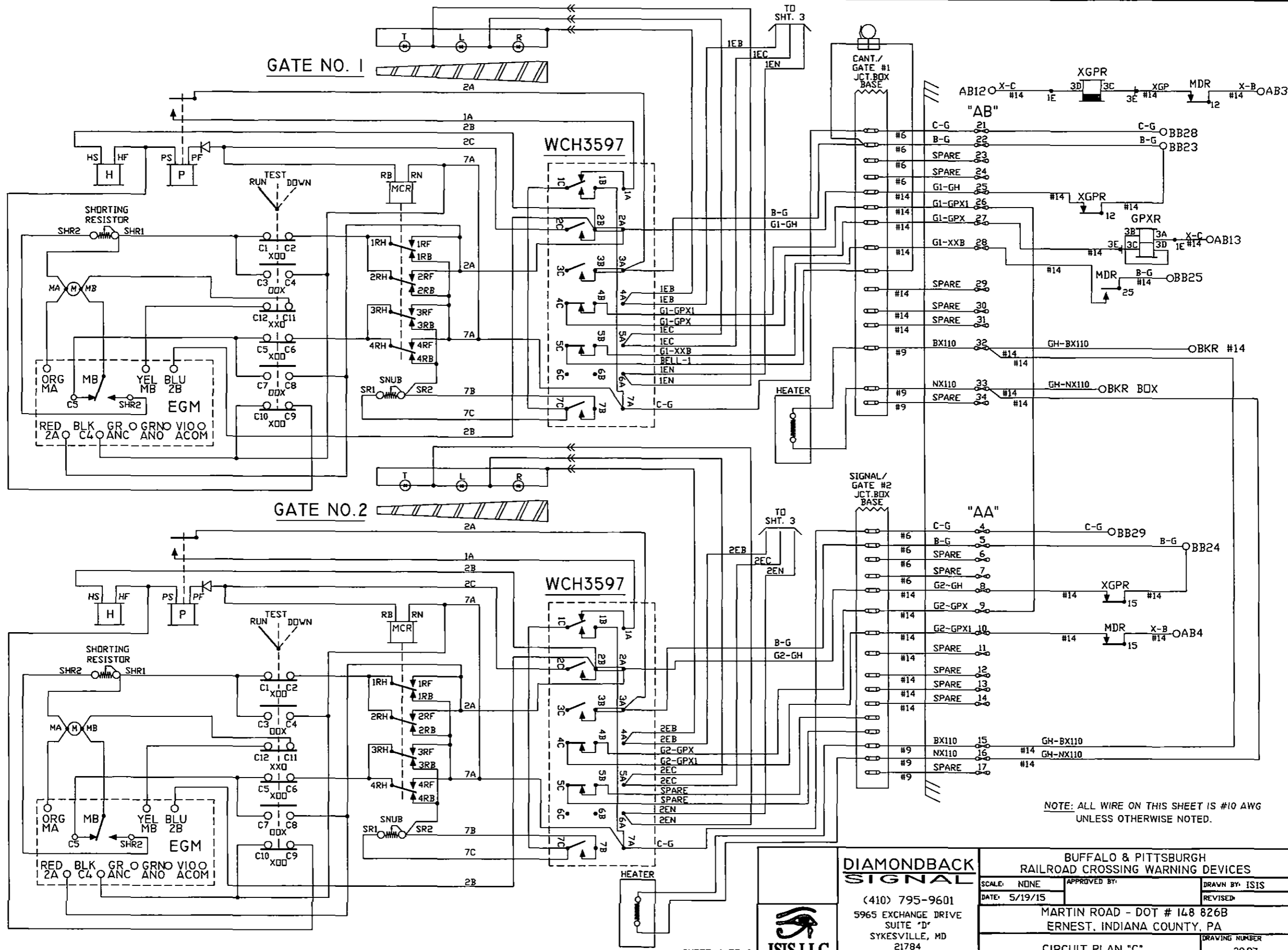
NOTE:
ALL WIRE THIS SHEET IS #10 AWG. FLEX
UNLESS OTHERWISE NOTED.

DIAMONDBACK SIGNAL
 (410) 795-9601
 5965 EXCHANGE DRIVE
 SUITE "D"
 SYKESVILLE, MD
 21784



**BUFFALO & PITTSBURGH
RAILROAD CROSSING WARNING DEVICES**

SCALE: NONE	APPROVED BY:	DRAWN BY: ISIS
DATE: 5/19/15		REVISED:
MARTIN ROAD - DOT # 148 826B ERNEST, INDIANA COUNTY, PA		
CIRCUIT PLAN "B"		DRAWING NUMBER 28.97

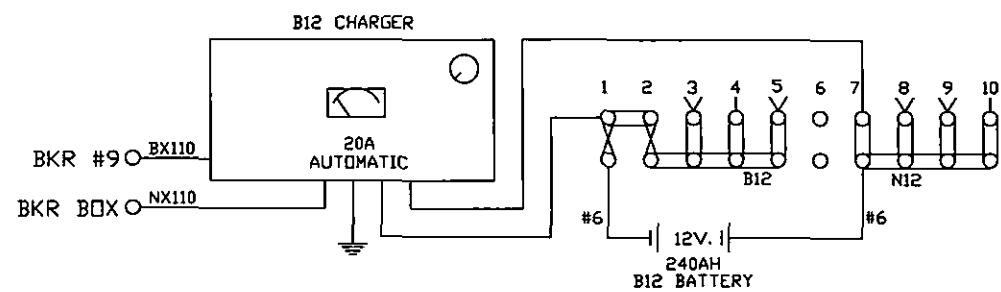


NOTE: ALL WIRE ON THIS SHEET IS #10 AWG UNLESS OTHERWISE NOTED.

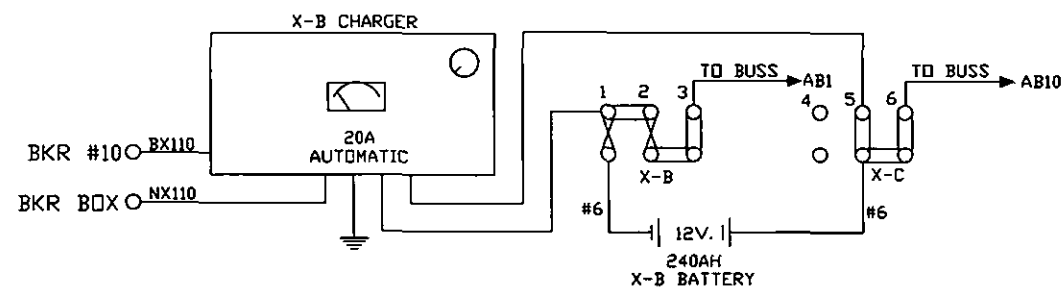
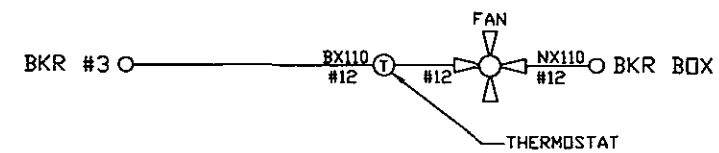


DIAMONDBACK SIGNAL
 (410) 795-9601
 5965 EXCHANGE DRIVE
 SUITE "D"
 SYKESVILLE, MD
 21784

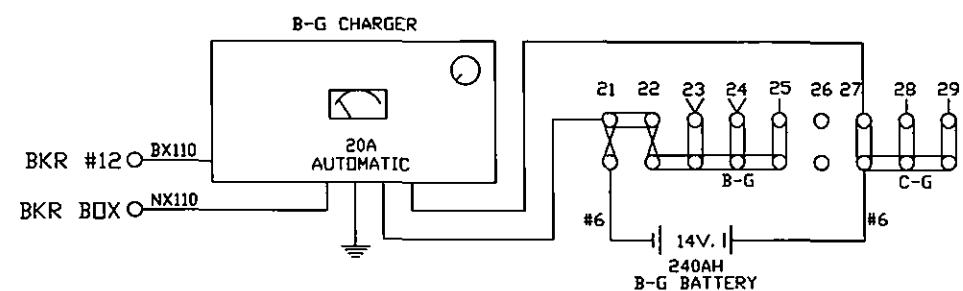
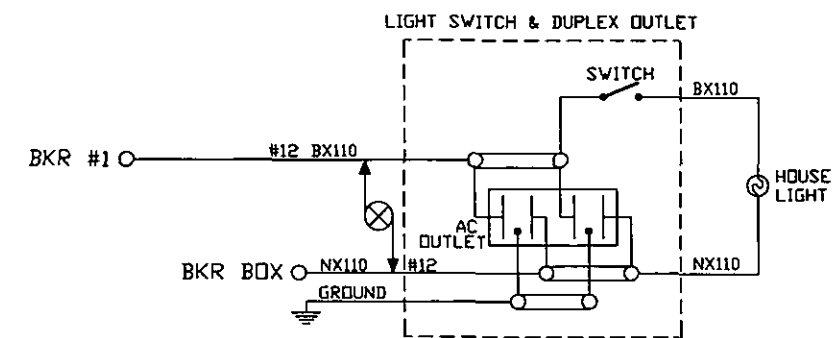
BUFFALO & PITTSBURGH RAILROAD CROSSING WARNING DEVICES		
SCALE: NONE	APPROVED BY:	DRAWN BY: ISIS
DATE: 5/19/15		REVISED:
MARTIN ROAD - DOT # 148 826B ERNEST, INDIANA COUNTY, PA		
CIRCUIT PLAN "C"		DRAWING NUMBER 28.97



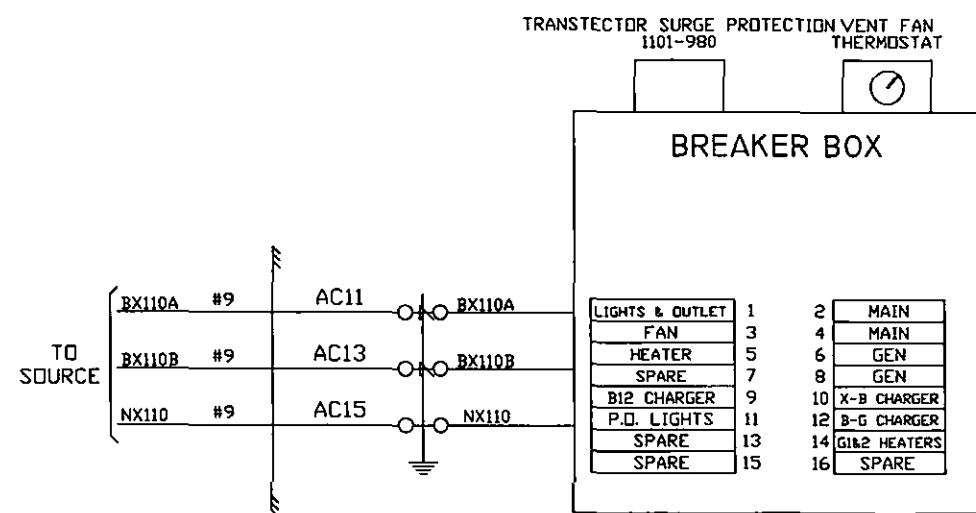
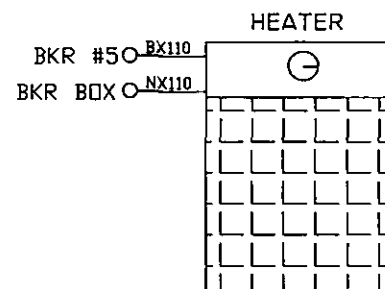
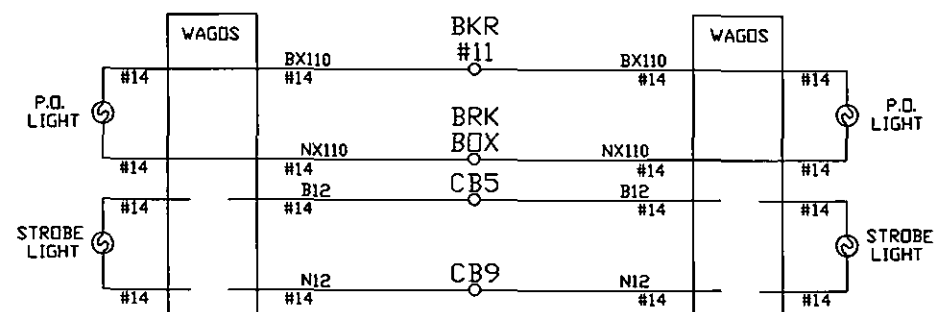
"CB"



"BB"



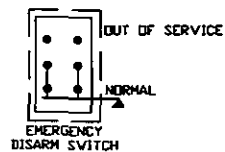
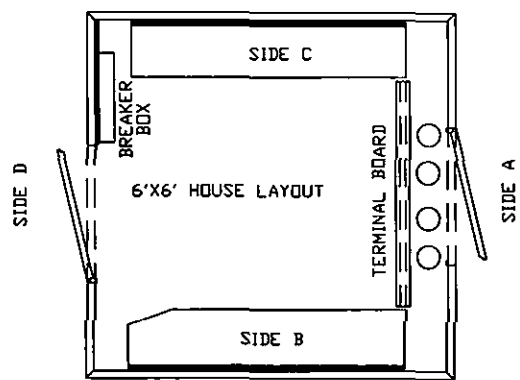
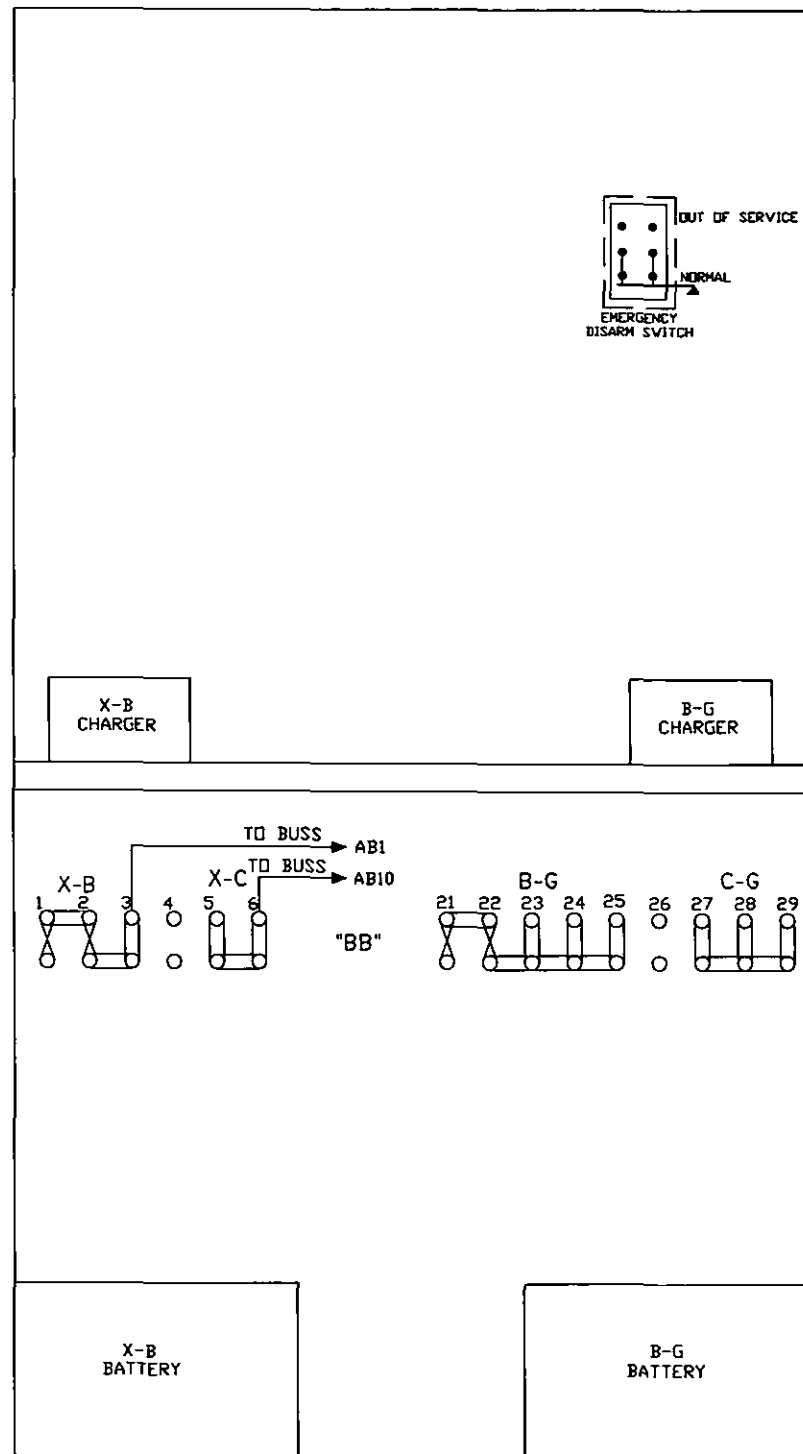
"BB"



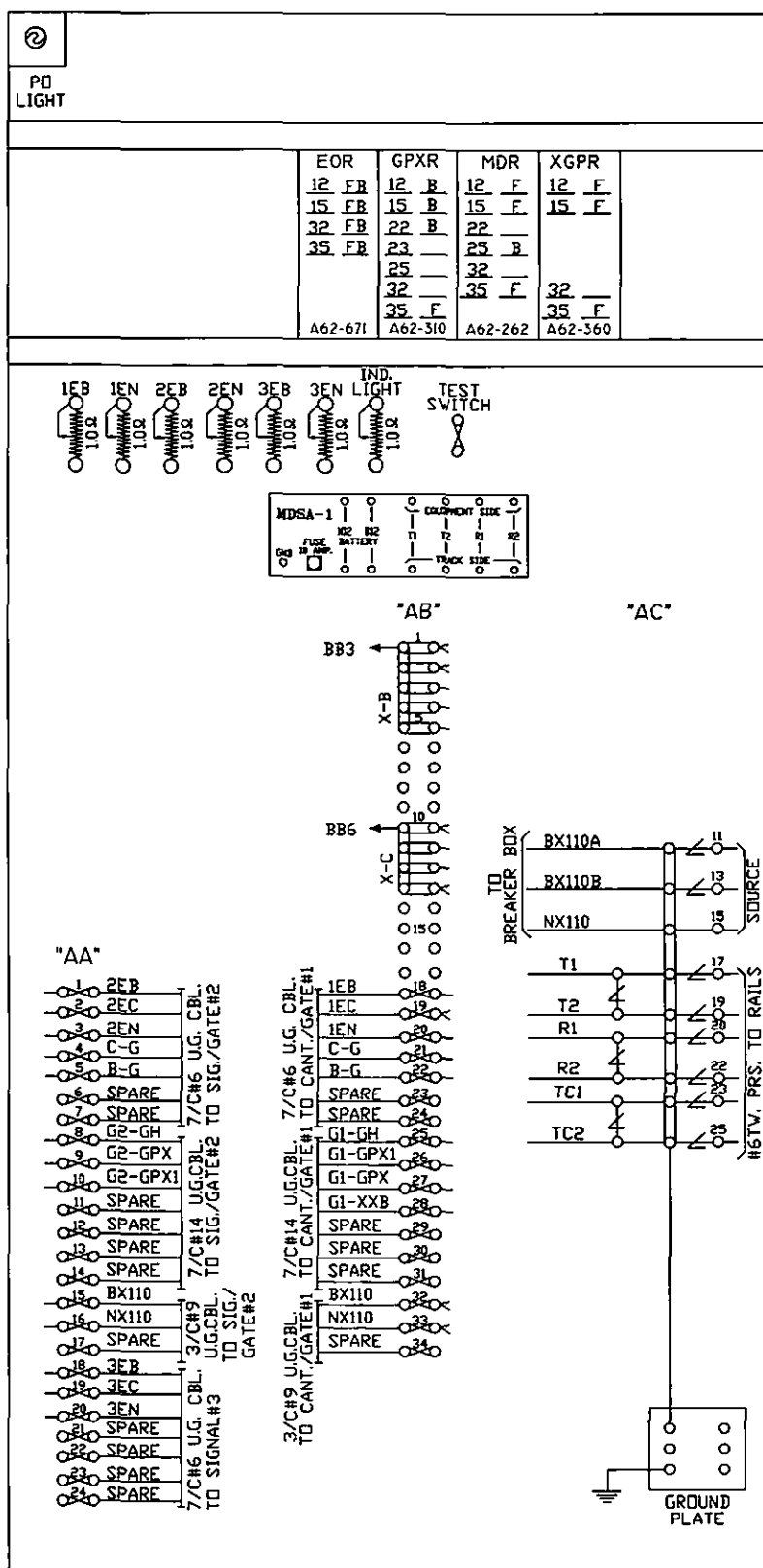
NOTES:
 1-REFERENCES ARE PER SCMS-13.
 2-SHELF RELAY PLACEMENT ON CONSIST CHART HAS NO SIGNIFICANCE.
 3-PLUG-IN RELAYS ARE VIEWED FROM FRONT OF RACK.
 4-6' X 6' RELAY HOUSE

	DIAMONDBACK SIGNAL (410) 795-9601 5965 EXCHANGE DRIVE SUITE "D" SYKESVILLE, MD 21784	BUFFALO & PITTSBURGH RAILROAD CROSSING WARNING DEVICES	
	SCALE: NONE DATE: 5/19/15	APPROVED BY:	DRAWN BY: ISIS REVISED:
MARTIN ROAD - DOT # 148 826B ERNEST, INDIANA COUNTY, PA		DRAWING NUMBER CIRCUI PLAN "D" 28.97	

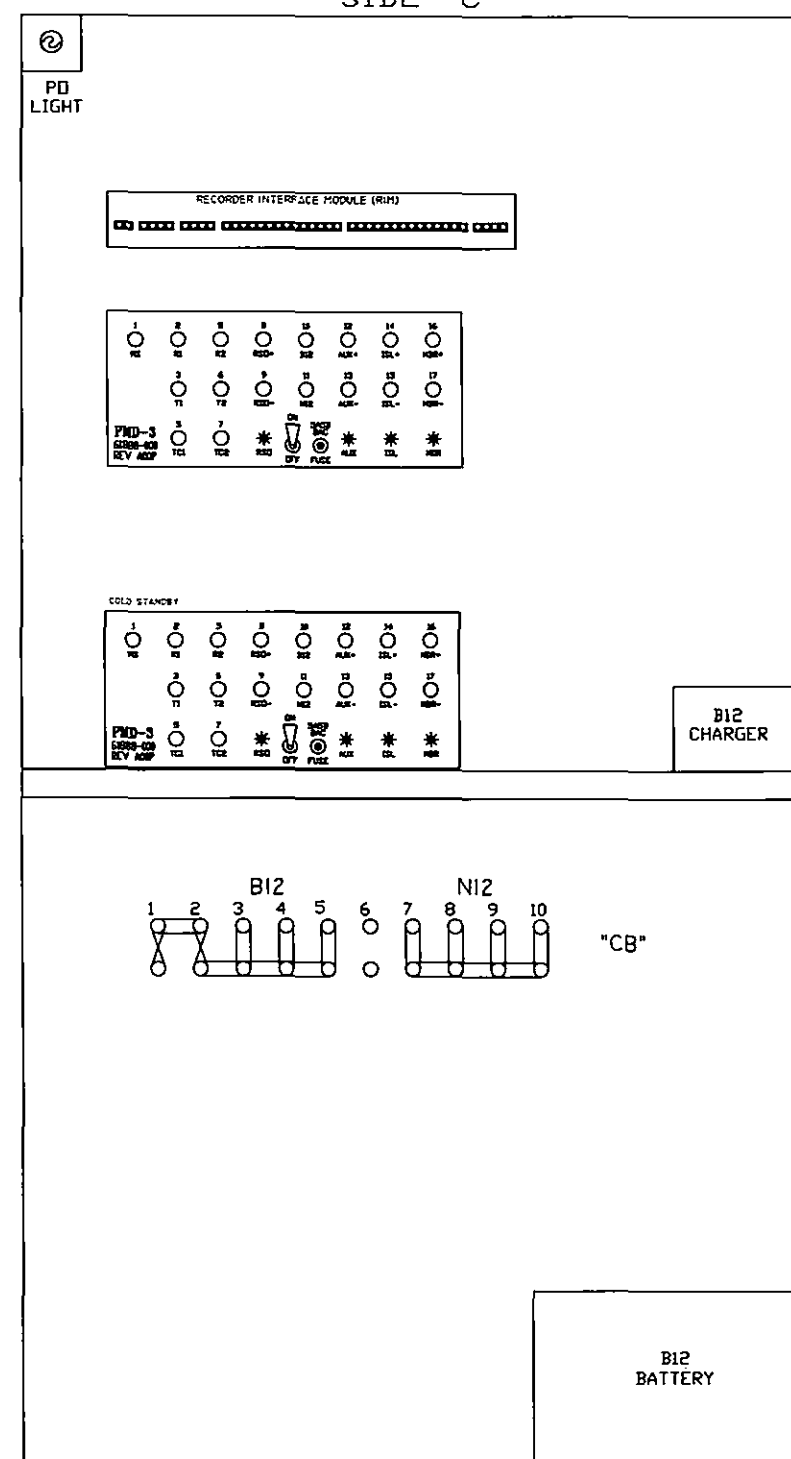
SIDE "B"



SIDE "A"



SIDE "C"



DIAMONDBACK SIGNAL
 (410) 795-9601
 5965 EXCHANGE DRIVE
 SUITE "D"
 SYKESVILLE, MD
 21784

BUFFALO & PITTSBURGH
 RAILROAD CROSSING WARNING DEVICES

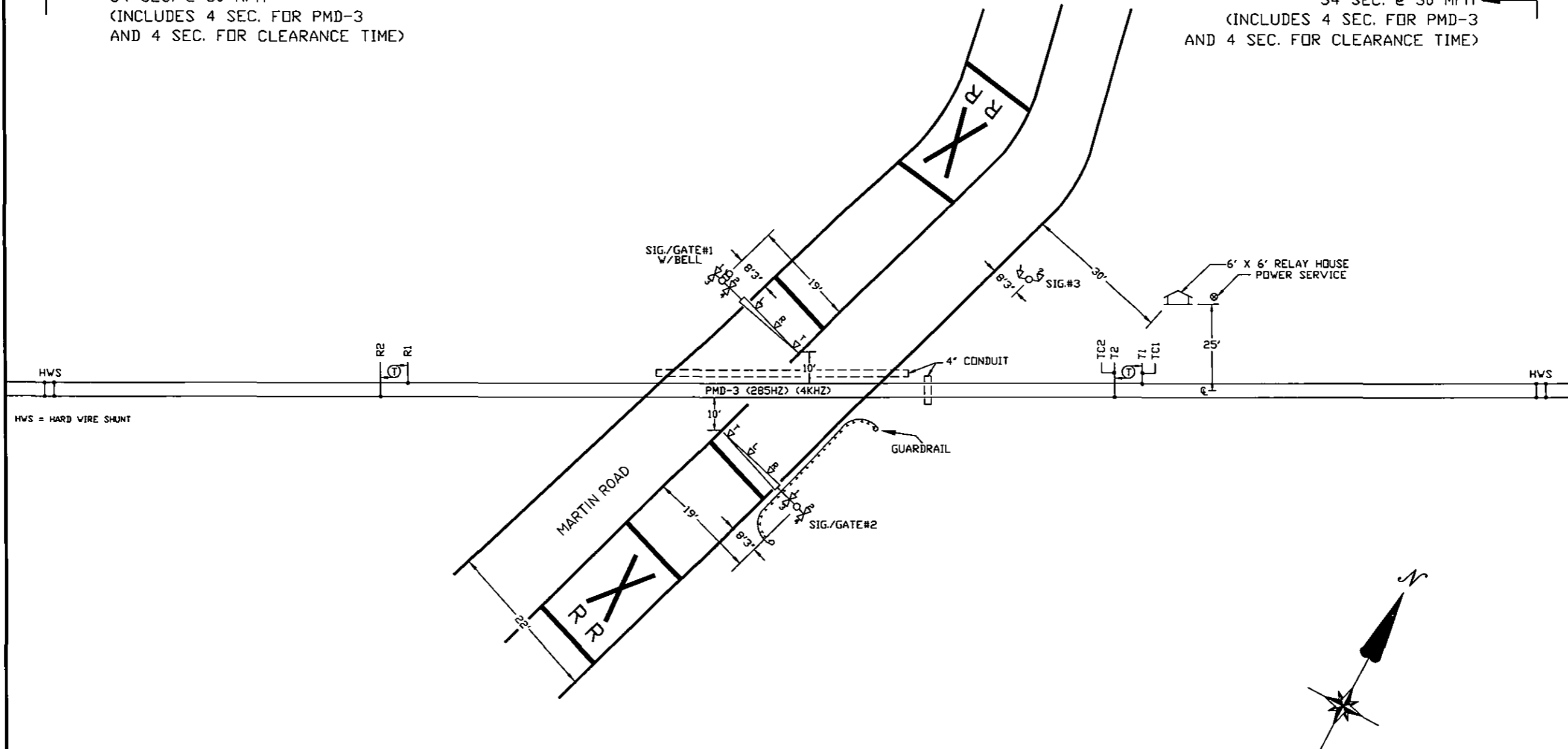
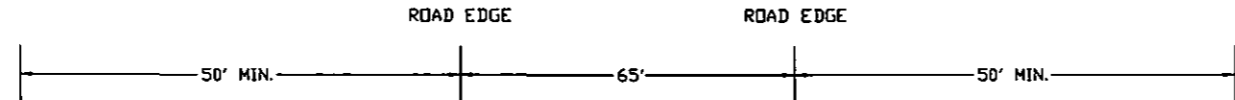
SCALE: NONE	APPROVED BY:	DRAWN BY: ISIS
DATE: 5/19/15		REVISED:
MARTIN ROAD - DOT # 148 826B ERNEST, INDIANA COUNTY, PA		
HOUSE LAYOUT	DRAWING NUMBER 28.97	

WEST


EAST

MARTIN ROAD
START 1673'
34 SEC. @ 30 MPH
(INCLUDES 4 SEC. FOR PMD-3
AND 4 SEC. FOR CLEARANCE TIME)

MARTIN ROAD
START 1673'
34 SEC. @ 30 MPH
(INCLUDES 4 SEC. FOR PMD-3
AND 4 SEC. FOR CLEARANCE TIME)



HWS
HWS = HARD WIRE SHUNT



NOTES:

1. MATERIAL & INSTALLATION TO BE IN ACCORDANCE WITH MUTCD, STATE AND RAILROAD STANDARDS.
2. ALL DIMENSIONS ARE APPROXIMATE AND MAY VARY DUE TO ACTUAL FIELD CONDITIONS.
3. FLASHLIGHT SIGNALS & GATE LIGHTS TO BE LIGHT EMITTING DIODE ASSEMBLIES, (LED).
4. DENOTES TWIST PAIR.

CABLE RUN TABULATION

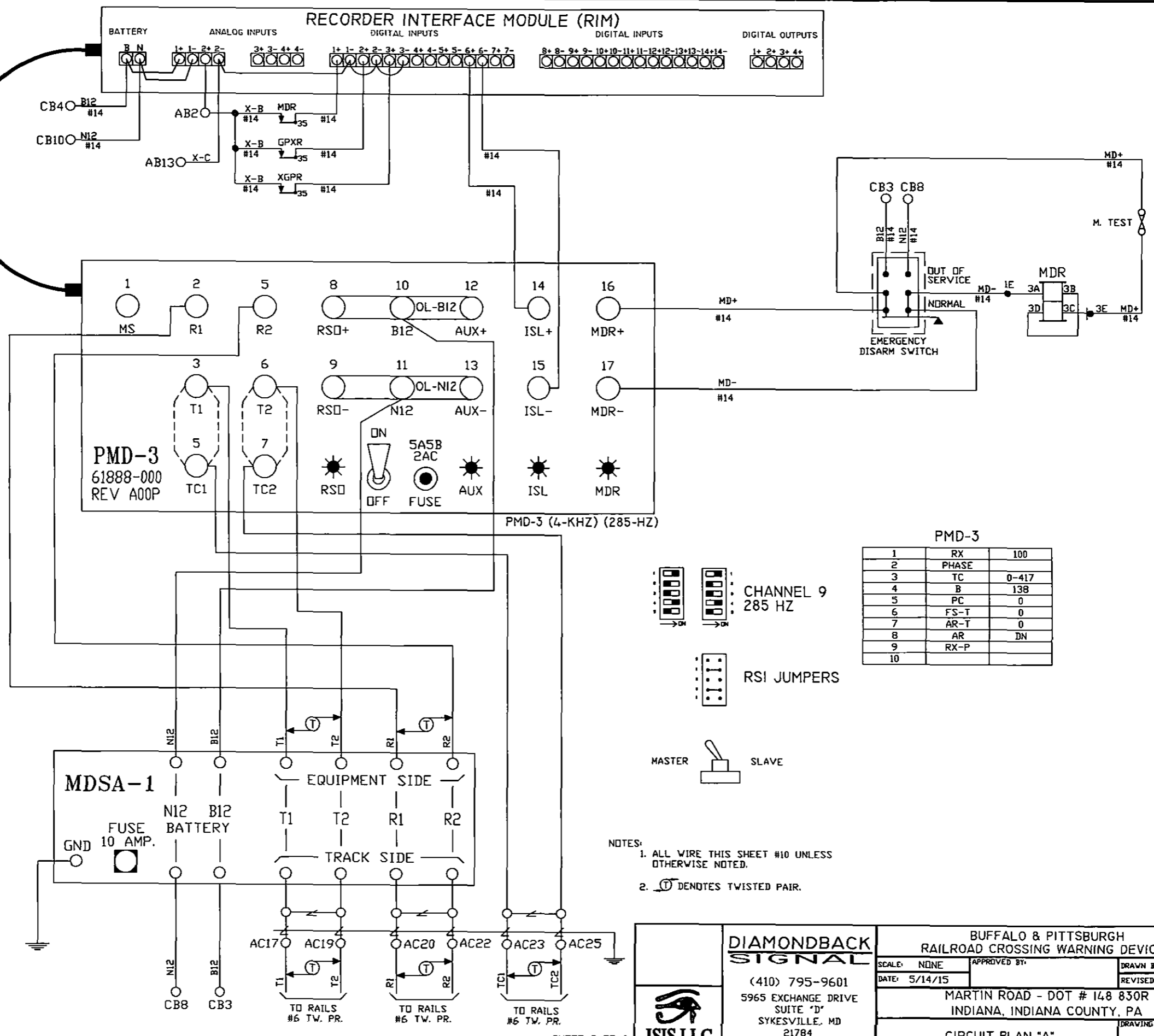
- HOUSE TO SIGNAL/GATE #1 - 7/C #6 UG CABLE
- 7/C #14 UG CABLE
- 3/C #9 UG CABLE
- HOUSE TO SIGNAL/GATE #2 - 7/C #6 UG CABLE
- 7/C #14 UG CABLE
- 3/C #9 UG CABLE
- HOUSE TO SIGNAL #3 - 7/C #6 UG CABLE
- 3/C #9 UG CABLE
- HOUSE TO AC SERVICE - 2/C #6 TWISTED PAIR
- HOUSE TO T1 & T2 - 2/C #6 TWISTED PAIR
- HOUSE TO R1 & R2 - 2/C #6 TWISTED PAIR
- HOUSE TO TC1 & TC2 - 2/C #6 TWISTED PAIR

DIAMONDBACK SIGNAL

(410) 795-9601
5965 EXCHANGE DRIVE
SUITE 'D'
SYKESVILLE, MD
21784

BUFFALO & PITTSBURGH RAILROAD CROSSING WARNING DEVICES		
SCALE: NONE	APPROVED BY:	DRAWN BY: ISIS
DATE: 5/14/15		REVISED
MARTIN ROAD - DOT # 148 830R INDIANA, INDIANA COUNTY, PA		
TRACK & CABLE PLAN	DRAWING NUMBER 31.80	

INTERFACE CABLE




PMD-3
61888-000
REV A00P


PMD-3 (4-KHZ) (285-HZ)

PMD-3

1	RX	100
2	PHASE	
3	TC	0-417
4	B	138
5	PC	0
6	FS-T	0
7	AR-T	0
8	AR	DN
9	RX-P	
10		



RSI JUMPERS

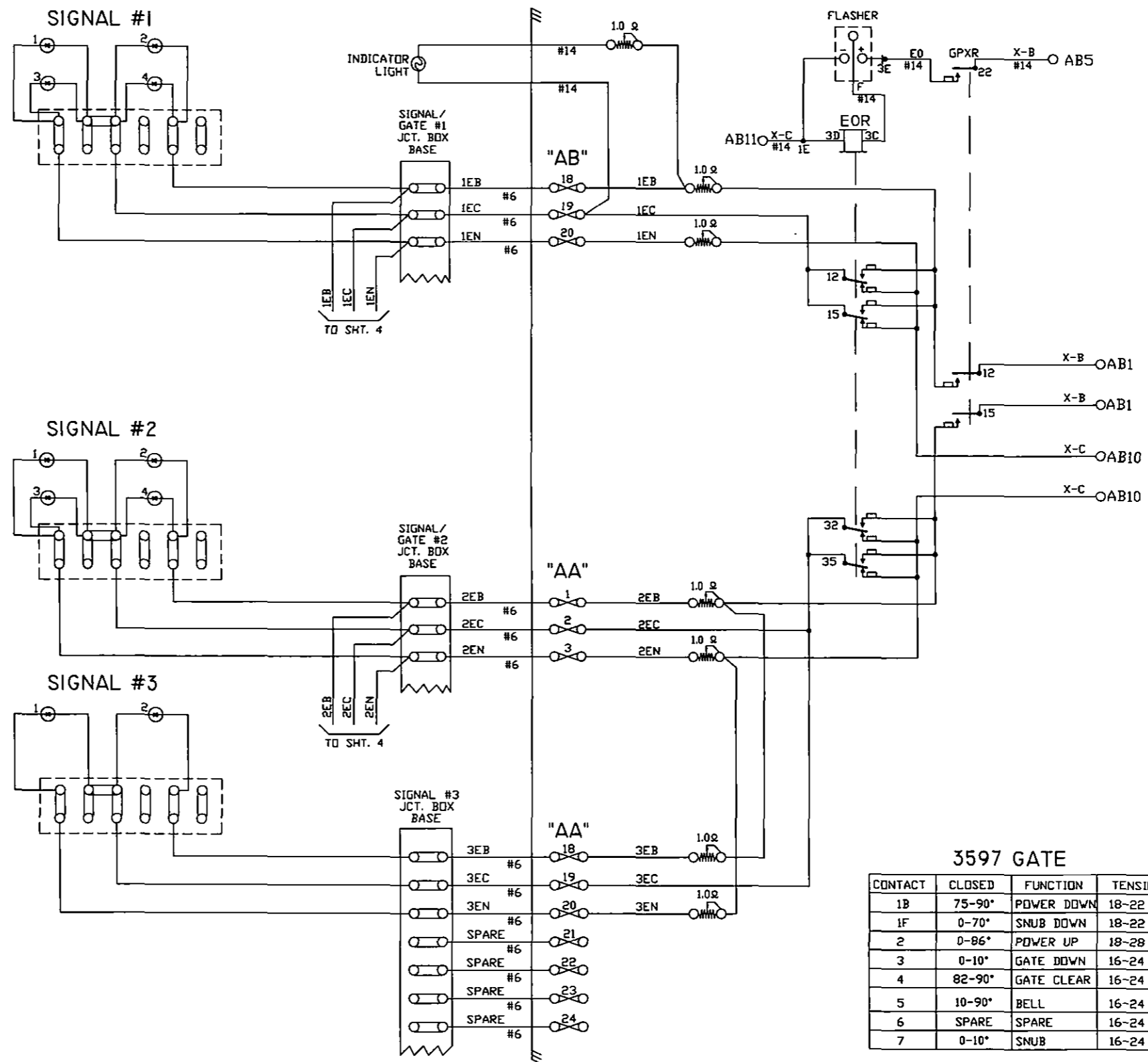


- NOTES:
1. ALL WIRE THIS SHEET #10 UNLESS OTHERWISE NOTED.
 2. $\text{\textcircled{T}}$ DENOTES TWISTED PAIR.

DIAMONDBACK SIGNAL
(410) 795-9601
5965 EXCHANGE DRIVE
SUITE "D"
SYKESVILLE, MD
21784

BUFFALO & PITTSBURGH
RAILROAD CROSSING WARNING DEVICES

SCALE: NONE	APPROVED BY:	DRAWN BY: ISIS
DATE: 5/14/15		REVISED:
MARTIN ROAD - DOT # 148 830R INDIANA, INDIANA COUNTY, PA		
CIRCUIT PLAN "A"		DRAWING NUMBER 31.80



NOTE:

ALL WIRE THIS SHEET IS #10 AVG. FLEX
UNLESS OTHERWISE NOTED.

SHEET 3 OF 6

DIAMONDBACK SIGNAL

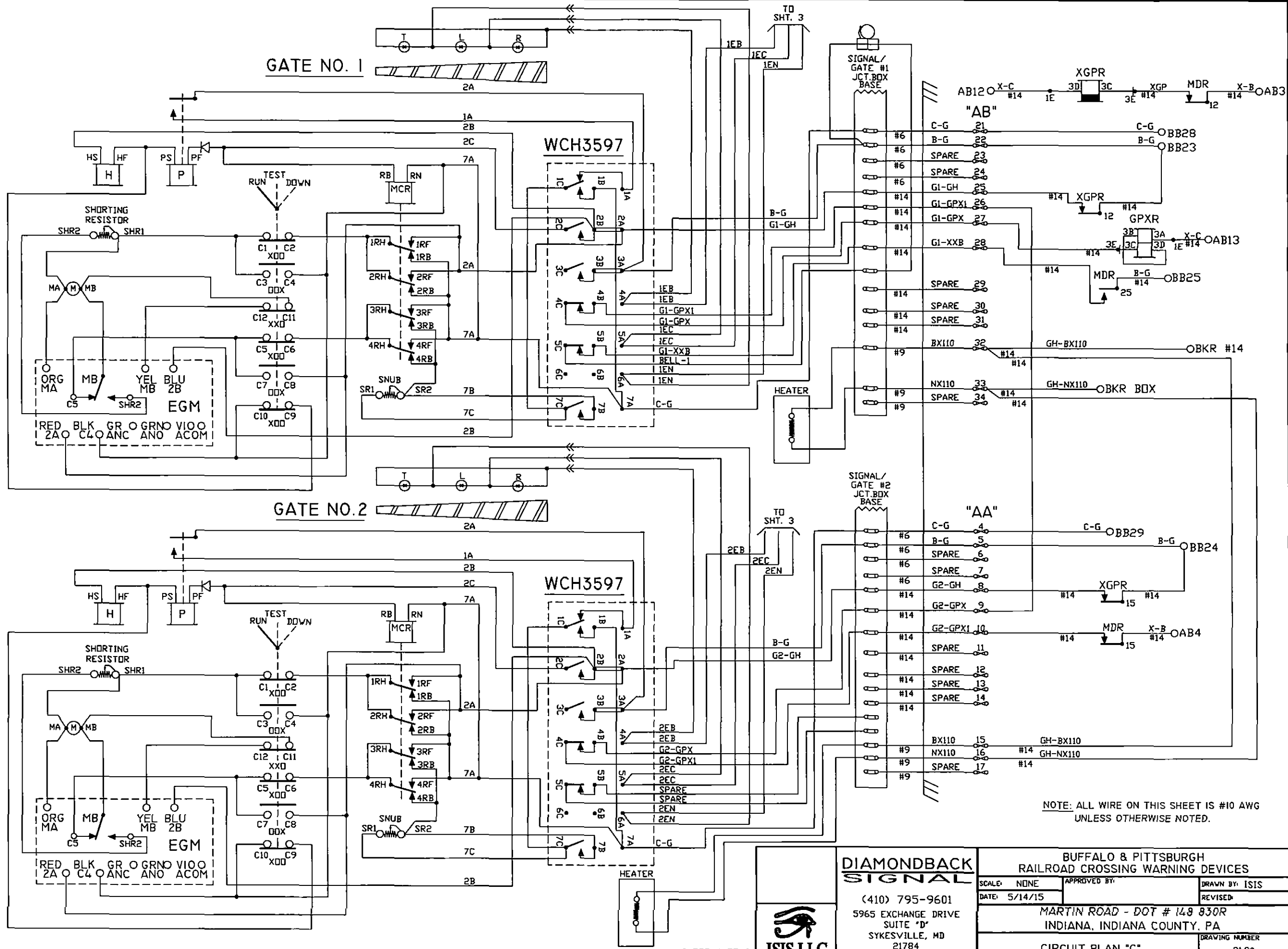
(410) 795-9601
5965 EXCHANGE DRIVE
SUITE "D"
SYKESVILLE, MD
21784

BUFFALO & PITTSBURGH
RAILROAD CROSSING WARNING DEVICES

SCALE: NONE APPROVED BY: DRAWN BY: ISIS
DATE: 5/14/15 REVISED:

MARTIN ROAD - DOT # 148 830R
INDIANA, INDIANA COUNTY, PA

CIRCUIT PLAN "B" DRAWING NUMBER 31.80

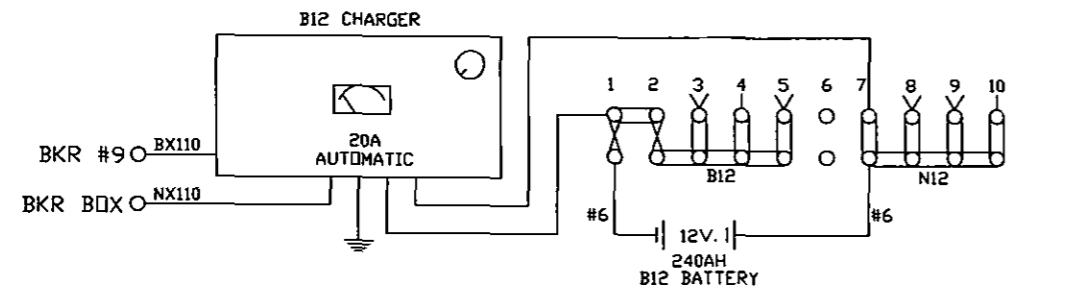


NOTE: ALL WIRE ON THIS SHEET IS #10 AWG UNLESS OTHERWISE NOTED.

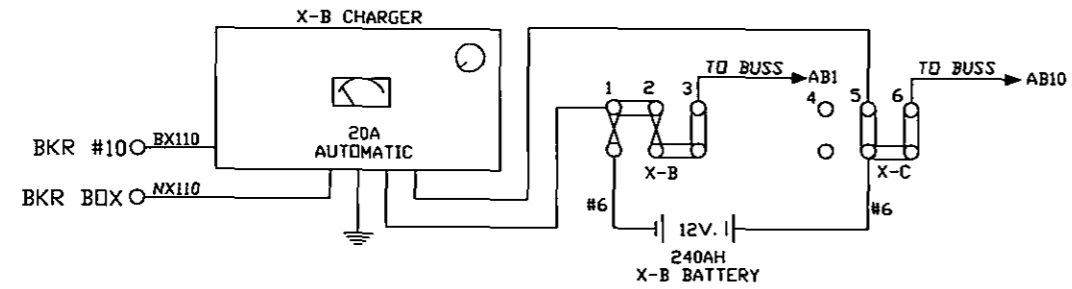
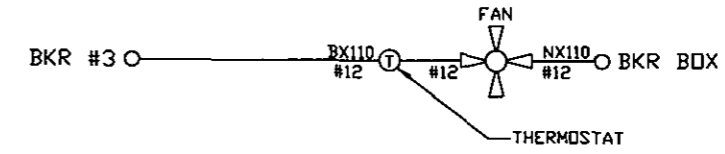


DIAMONDBACK SIGNAL
 (410) 795-9601
 5965 EXCHANGE DRIVE
 SUITE "D"
 SYKESVILLE, MD
 21784

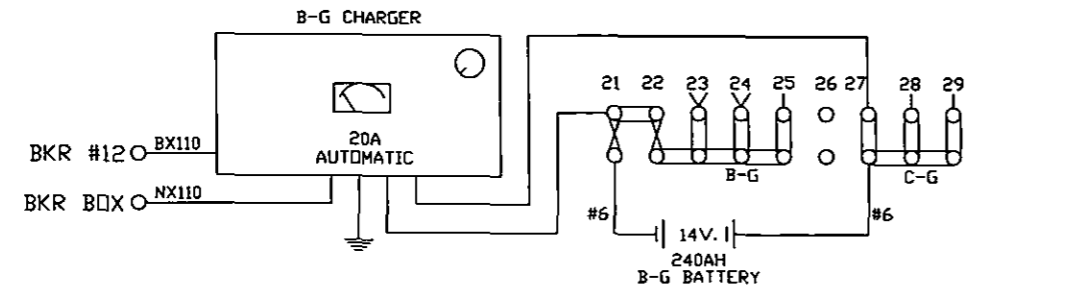
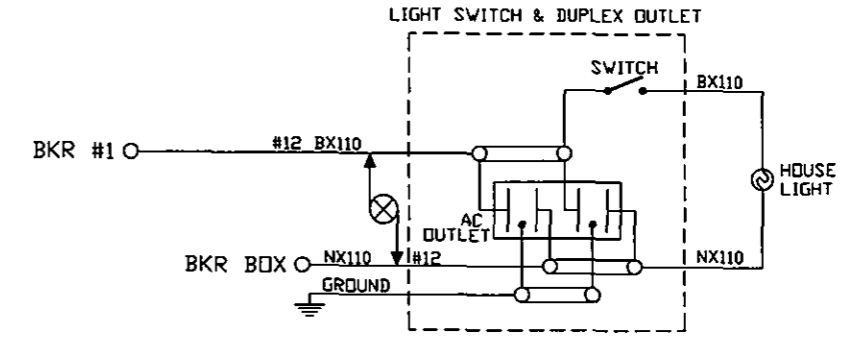
BUFFALO & PITTSBURGH RAILROAD CROSSING WARNING DEVICES		
SCALE: NONE	APPROVED BY:	DRAWN BY: ISIS
DATE: 5/14/15		REVISED:
MARTIN ROAD - DOT # 148 830R INDIANA, INDIANA COUNTY, PA		
CIRCUIT PLAN "C"		DRAWING NUMBER 31.80



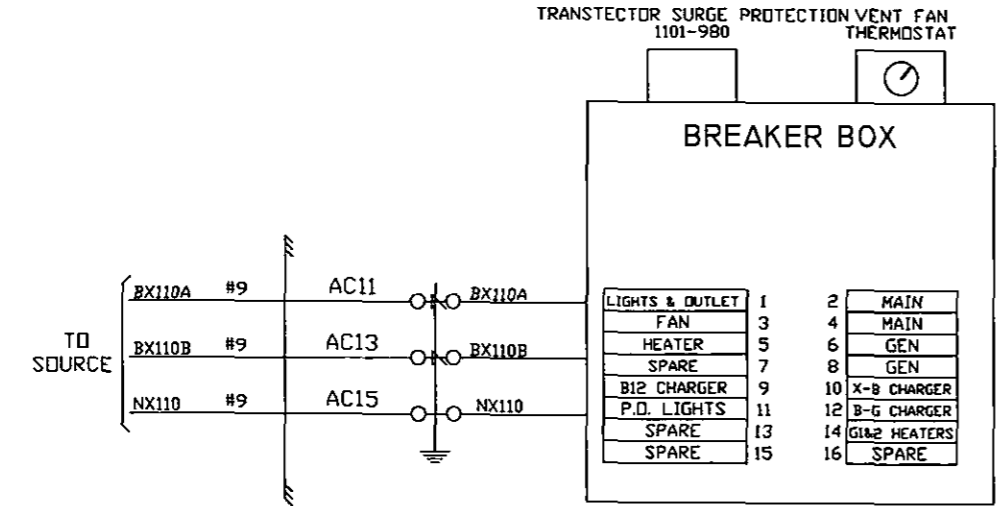
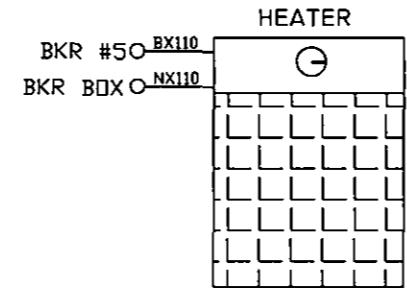
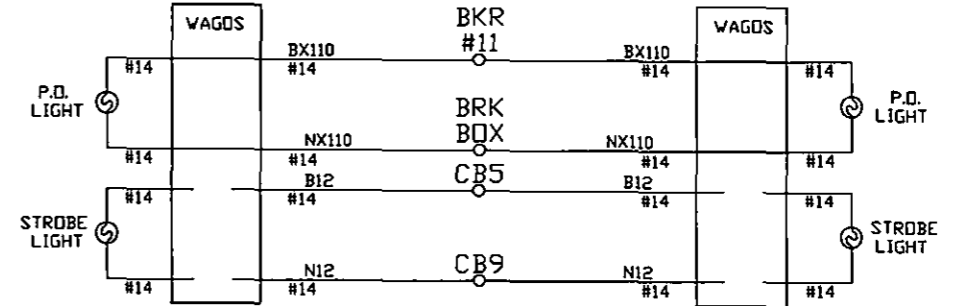
"CB"



"BB"



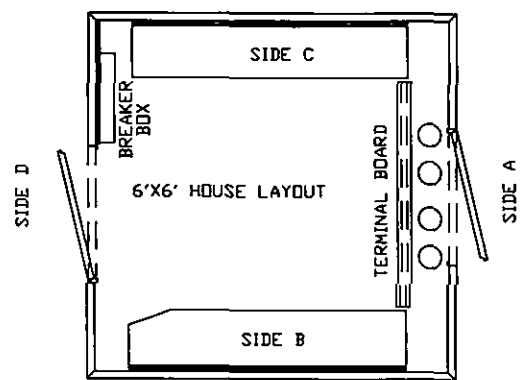
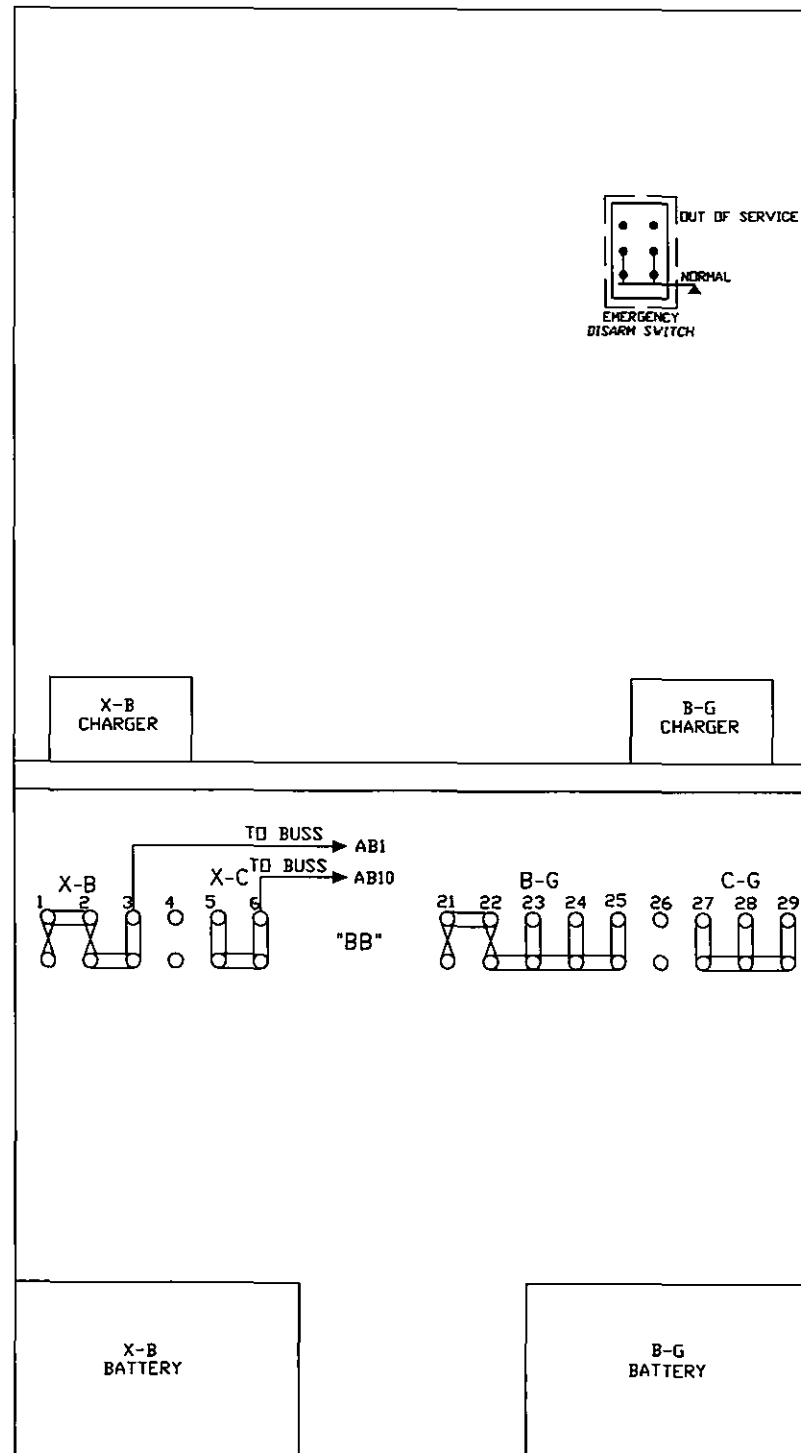
"BB"



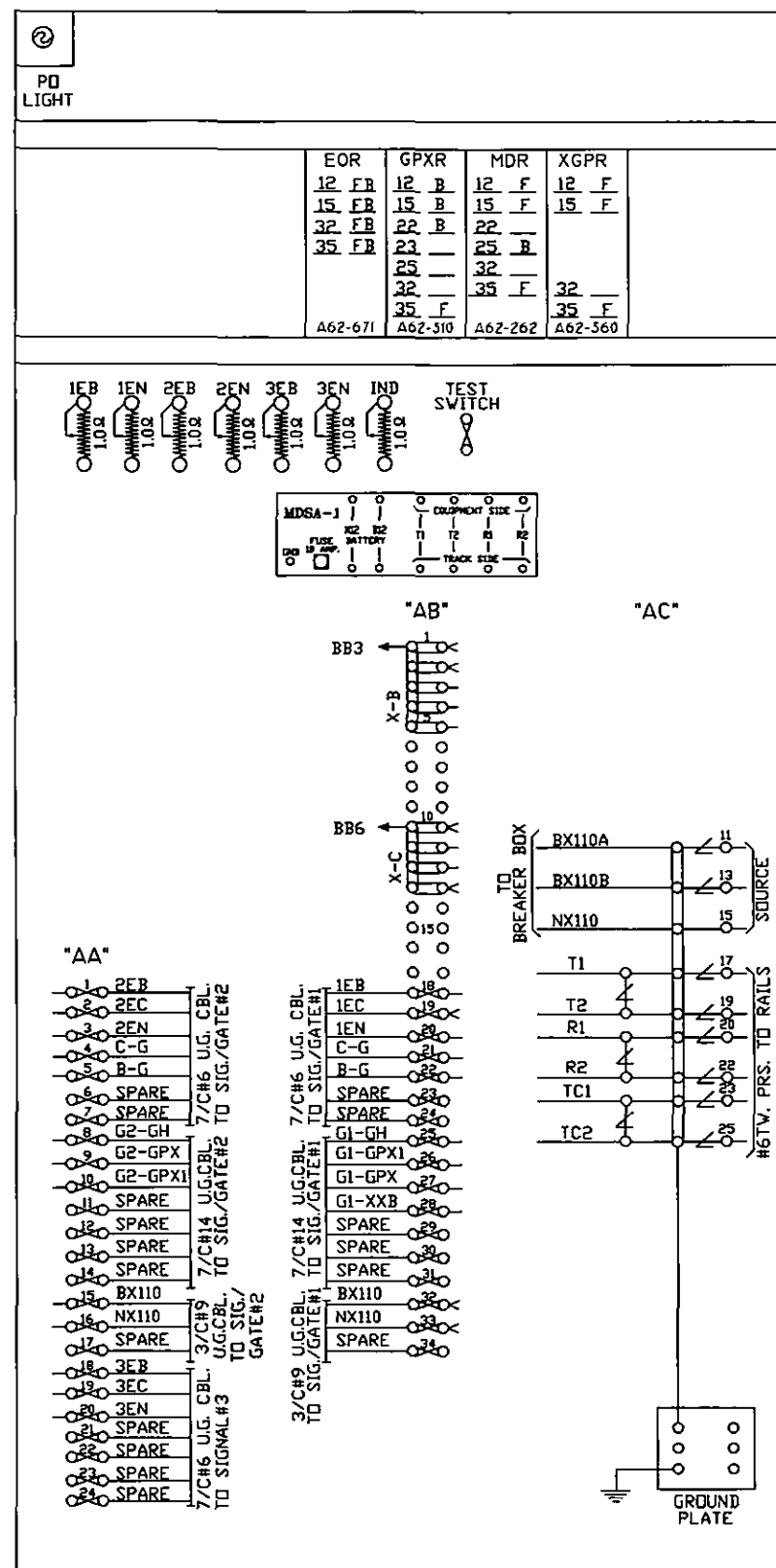
NOTES:
 1-REFERENCES ARE PER SCMS-13.
 2-SHELF RELAY PLACEMENT ON CONSIST CHART HAS NO SIGNIFIGANCE.
 3-PLUG-IN RELAYS ARE VIEWED FROM FRONT OF RACK.
 4-6' X 6' RELAY HOUSE

	DIAMONDBACK SIGNAL		BUFFALO & PITTSBURGH RAILROAD CROSSING WARNING DEVICES	
	SCALE: NONE	APPROVED BY:	DRAWN BY: ISIS	
	DATE: 5/14/15	REVISID:		
	(410) 795-9601 5965 EXCHANGE DRIVE SUITE "D" SYKESVILLE, MD 21784		MARTIN ROAD - DOT # 148 830R INDIANA, INDIANA COUNTY, PA	
CIRCUIT PLAN "D"			DRAWING NUMBER 31.80	

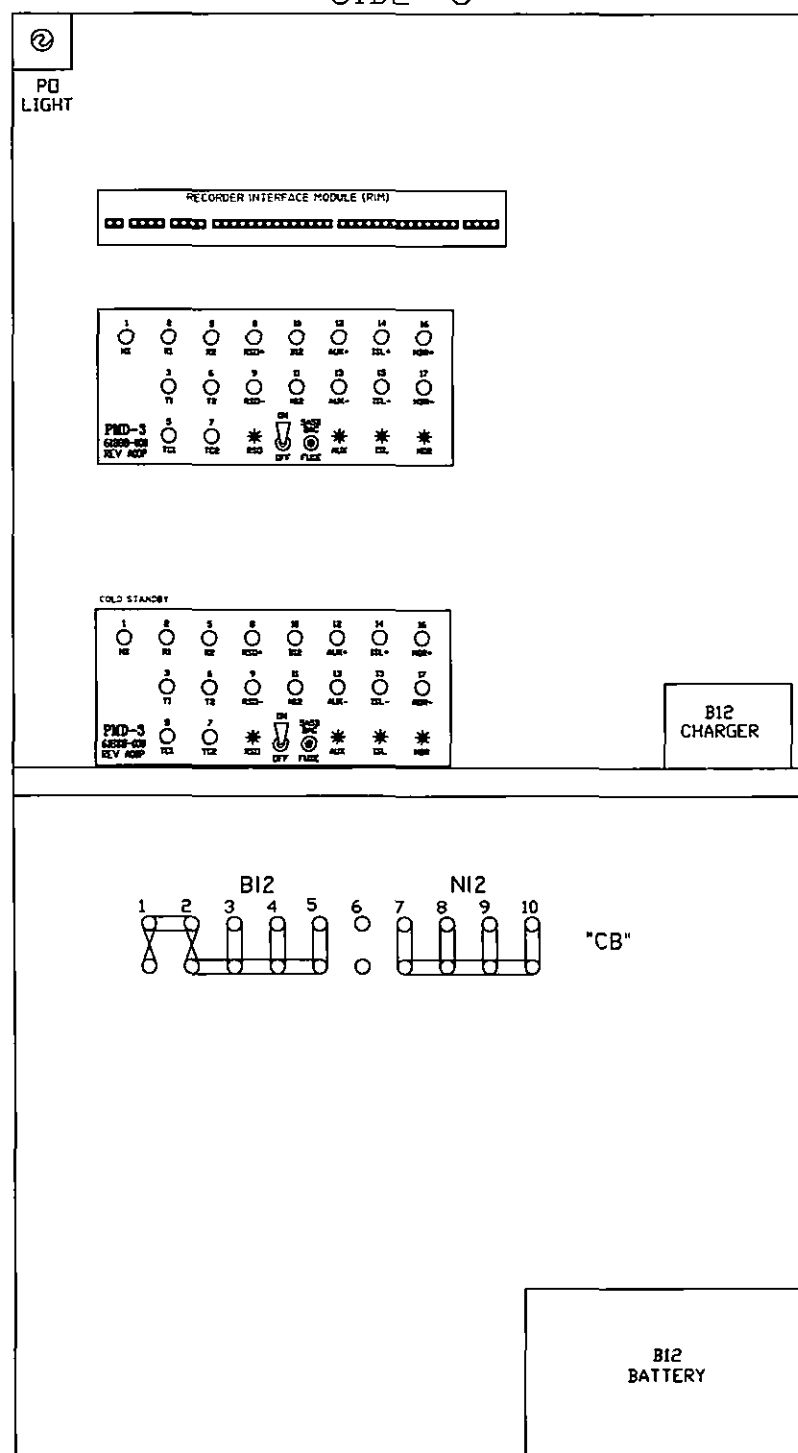
SIDE "B"



SIDE "A"



SIDE "C"



DIAMONDBACK SIGNAL
(410) 795-9601
5965 EXCHANGE DRIVE
SUITE "D"
SYKESVILLE, MD
21784

BUFFALO & PITTSBURGH
RAILROAD CROSSING WARNING DEVICES

SCALE: NONE APPROVED BY: _____
DATE: 5/14/15 DRAWN BY: ISIS

MARTIN ROAD - DOT # 148 830R
INDIANA, INDIANA COUNTY, PA

HOUSE LAYOUT DRAWING NUMBER
31.80

P

US POSTAGE PAID
\$5.75


Origin: 21784
0 Lb 13.50 Oz
05/28/2015
2388200550-08

1006

PRIORITY MAIL® 2-Day

Expected Delivery Day: 05/30/2015

USPS TRACKING NUMBER



9505 5105 4254 5148 0879 43



DIAMONDBACK SIGNAL
5965 Exchange Drive
Suite D
Sykesville, MD 21784

Rosemary Chiavetta, Secretary
Pennsylvania Public Utility Commission
PO Box 3265
Harrisburg, PA 17105-3265

 **PRIORITY MAIL**
UNITED STATES POSTAL SERVICE



Visit us at usps.com