

CAPTION SHEET

CASE MANAGEMENT SYSTEM

- 1. REPORT DATE: 00/00/00
- 2. BUREAU: AUD
- 3. SECTION(S):
- 5. APPROVED BY: DIRECTOR: SUPERVISOR:
- 6. PERSON IN CHARGE:
- 8. DOCKET NO: R-00061832
- 4. PUBLIC MEETING DATE: 00/00/00
- 7. DATE FILED: 09/29/06
- 9. EFFECTIVE DATE: 00/00/00

PARTY/COMPLAINANT: PUC

RESPONDENT/APPLICANT: PPL ELECTRIC UTILITIES CORP

COMP/APP COUNTY:

UTILITY CODE: 110500

ALLEGATION OR SUBJECT

PPL ELECTRIC UTILITIES CORPORATION FILED ITS 2006 INTANGIBLE TRANSITION CHARGE RECONCILIATION FILING.....

DOCUMENT  
FOLDER

DOCKETED  
OCT 04 2006

Paul E. Russell  
Associate General Counsel

ORIGINAL

**PPL**  
Two North Ninth Street  
Allentown, PA 18101-1179  
Tel. 610.774.4254 Fax 610.774.6726  
perussell@pplweb.com



**FEDERAL EXPRESS**

September 29, 2006

R-00061832  
RECEIVED

SEP 29 2006

PA PUBLIC UTILITY COMMISSION  
SECRETARY'S BUREAU

James J. McNulty, Esquire  
Secretary  
Pennsylvania Public Utility Commission  
Commonwealth Keystone Building  
400 North Street  
Harrisburg, Pennsylvania 17120

Re: **PPL Electric Utilities Corporation  
2006 Intangible Transition Charge  
Reconciliation Filing  
Docket No.**

DOCUMENT  
FOLDER

Dear Mr. McNulty:

Enclosed for filing on behalf of PPL Electric Utilities Corporation ("PPL Electric") are eight (8) copies of PPL Electric's 2006 Intangible Transition Charge Reconciliation Filing. This filing sets forth over/under collections for the period ended August 31, as well as an estimate of over/under collections for the three months ending November 30, 2006. The filing also contains a reforecast of sales, uncollectibles and payment lags for calendar year 2007.

PPL Electric is submitting this reconciliation filing pursuant to the procedures established by the Public Utility Commission ("PUC") in its Supplemental Qualified Rate Order, entered on May 21, 1999, at Docket No. R-00994637, and the associated provisions in PPL Electric's Tariff - Electric Pa. P.U.C. No. 201.

Attached is a certificate of service evidencing service of this cover letter (with enclosures) upon all active participants in PPL Electric's 2005 Intangible Transition Charge Reconciliation Filing.

Pursuant to 52 Pa. Code § 1.11, the enclosed document is to be deemed filed on September 29, 2006, which is the date it was deposited with an

40

James J. McNulty, Esquire

- 2 -

September 29, 2006

overnight express delivery service as shown on the delivery receipt attached to the mailing envelope.

In addition, please date and time-stamp the enclosed extra copy of this letter and return it to me in the envelope provided.

If you have any questions regarding the enclosed document, please call me or Joseph M. Kleha, PPL Electric's Manager-Regulatory Projects at (610) 774-4486.

Very truly yours,

A handwritten signature in black ink, appearing to read "Paul E. Russell". The signature is written in a cursive, flowing style with a large initial "P" and "R".

Paul E. Russell

Enclosures

cc: Certificate of Service  
Mr. Thomas Sheets  
Mr. Dennis P. Dougherty  
Mr. Richard E. Wallace  
Mr. Robert A. Rosenthal  
Mr. Robert F. Wilson

Executive Director  
ARIPPA  
2015 Chestnut Street  
Camp Hill, PA 17011

Eric Epstein  
4100 Hillsdale Road  
Harrisburg, PA 17112  
*Pro se*

Daniel Clearfield, Esquire  
Kevin Moody, Esquire  
Wolf, Block, Schorr & Solis  
Locust Court Bldg., Suite 300  
212 Locust Street  
Harrisburg, PA 17101  
*for Mid-Atlantic Power Supply Assoc.*

Dated: September 29, 2006



---

Paul E. Russell

ORIGINAL

RECEIVED

SEP 29 2006

PA PUBLIC UTILITY COMMISSION  
SECRETARY'S BUREAU

DOCUMENT  
FOLDER

PPL ELECTRIC UTILITIES CORPORATION

2006 INTANGIBLE TRANSITION  
CHARGE RECONCILIATION FILING

Docket No.

R-00061832

DOCKETED

OCT 04 2006

September 29, 2006

PPL Electric Utilities Corporation  
2006 Intangible Transition Charge  
Reconciliation Filing Attachments

Attachment

Description

- Introduction
- 1 Computation of ITC Reconciliation Adjustment Ratio and Adjusted Year 2007 ITC Revenues by Rate Class
  - 2 2006 ITC Reconciliation Calculation by Rate Class
  - 3 2006 ITC Reconciliation Calculation Detail by Month
  - 4 Current Year 2007 Sales Forecast
  - 5 Collections Curve for Year 2007
  - 6 Form of Notice for Publication in the Pennsylvania Bulletin

RECEIVED

PPL Electric Utilities Corporation  
Intangible Transition Charge  
Reconciliation Filing

SEP 29 2006

PA PUBLIC UTILITY COMMISSION  
SECRETARY'S BUREAU

Introduction

In its order granting the petition of PPL Electric Utilities Corporation ("PPL Electric") for a Supplemental Qualified Rate Order ("QRO"), the Public Utility Commission ("PUC") established procedures for the annual reconciliation of PPL Electric's Intangible Transition Charges ("ITCs"). Petition of PP&L, Inc. for Issuance of a Supplemental Qualified Rate Order Under Sections 2808 and 2812 of the Public Utility Code, Docket No. R-00994637, Order entered May 21, 1999, p. 21, Exhibit B.

*These annual procedures can be summarized as follows:*

- October 1 – PPL Electric files a schedule of actual ITC over/under collections for the nine months ended August 31 and an estimate of ITC over/under collections for the three months ending November 30. PPL Electric also files a reforecast of sales, uncollectibles, payment lags and adjusted transition expenses for the next calendar year.
- October 15 – PPL Electric files actual ITC over/under collections for the month of September.
- November 15 – PPL Electric files actual ITC over/under collections for the month of October.
- December 15 – PPL Electric files actual ITC over/under collections for the month of November. PPL Electric also submits a tariff

supplement and supporting data setting forth ITC rates to become effective on January 1.

- January 1 – New ITC rates become effective.

The PUC also has established separate procedures for the annual reconciliation of PPL Electric's Competitive Transition Charges.

PPL Electric has incorporated the ITC reconciliation procedures summarized above into its Tariff - Electric Pa. P.U.C. No. 201. This filing is being submitted pursuant to the Commission's May 21, 1999 order and the associated provisions in PPL Electric's tariff.

Pursuant to these ITC reconciliation procedures, PPL Electric is including the following information in this filing – the current 2007 sales forecast (Attachment 4) and a collections curve for 2007 (Attachment 5). This information does not affect reconciliation of the 2006 ITCs, but will be reflected in the 2007 ITCs that PPL Electric will file by December 15, 2006.

**RECEIVED**

**SEP 29 2006**

**PA PUBLIC UTILITY COMMISSION  
SECRETARY'S BUREAU**

**ATTACHMENT 1**

PPL Electric Utilities Corporation  
 Computation of ITC Reconciliation Adjustment Factor Ratio and  
 Adjusted ITC Revenues for the  
 Application Period January 1, 2007 through December 31, 2007

Residential Class

	(A)	(B) (A)*.941	(C)	(E) (C)/(B)	(F) (B)*(1-(E))	(G) (F)*1.062699
Rate Schedule	Projected Application Period ITC Revenues Including GRT 1/	Projected Application Period ITC Revenues Excluding GRT	2006 Rate Class Over/(Under) Collection	Over/(Under) Collection Adjustment Factor Ratio	Adjusted Application Period ITC Revenues Excluding GRT	Adjusted Application Period ITC Revenues Including GRT
RS	\$ 132,456,288	\$ 124,641,367			\$ 126,290,896	\$ 134,209,209
RTS	3,094,186	2,911,629			2,950,162	3,135,134
RTD	61,588	57,954			58,721	62,403
<b>TOTAL</b>	<u>\$ 135,612,062</u>	<u>\$ 127,610,950</u>	<u>\$ (1,688,829)</u>	<u>(0.013234)</u>	<u>\$ 129,299,779</u>	<u>\$ 137,406,746</u>

PPL Electric Utilities Corporation  
 Computation of ITC Reconciliation Adjustment Factor Ratio and  
 Adjusted ITC Revenues for the  
 Application Period January 1, 2007 through December 31, 2007

**Small Commercial and Industrial Class**

	(A)	(B) (A)*.941	(C)	(E) (C)/(B)	(F) (B)*(1-(E))	(G) (F)*1.062699
Rate Schedule	Projected Application Period ITC Revenues Including GRT 1/	Projected Application Period ITC Revenues Excluding GRT	2005 Rate Class Over/(Under) Collection	Over/(Under) Collection Adjustment Factor Ratio	Adjusted Application Period ITC Revenues Excluding GRT	Adjusted Application Period ITC Revenues Including GRT
GS-1	\$ 23,972,438	\$ 22,558,064			\$ 22,804,096	\$ 24,233,890
GS-3	90,895,078	85,532,268			86,465,140	91,886,418
IS-1	56,717	53,371			53,953	57,336
BL	61,145	57,537			58,165	61,812
SA	262,335	246,857			249,549	265,195
SM	68,679	64,627			65,332	69,428
SHS	600,170	564,760			570,920	606,716
SE	105,080	98,880			99,958	106,225
TS	4,929	4,638			4,689	4,983
SI-1	1,846	1,737			1,756	1,866
GH-1	6,526,506	6,141,442			6,208,425	6,597,687
GH-2	1,427,060	1,342,863			1,357,509	1,442,623
<b>TOTAL</b>	<b>\$ 123,981,983</b>	<b>\$ 116,667,044</b>	<b>\$ (1,272,448)</b>	<b>(0.010907)</b>	<b>\$ 117,939,492</b>	<b>\$ 125,334,179</b>

PPL Electric Utilities Corporation  
 Computation of ITC Reconciliation Adjustment Factor Ratio and  
 Adjusted ITC Revenues for the  
 Application Period January 1, 2007 through December 31, 2007

Large Commercial and Industrial Class

	(A)	(B)	(C)	(E)	(F)	(G)
		(A)*.941		(C)/(B)	(B)*(1-(E))	(F)*1.062699
Rate Schedule	Projected Application Period ITC Revenues Including GRT 1/	Projected Application Period ITC Revenues Excluding GRT	2005 Rate Class Over/(Under) Collection	Over/(Under) Collection Adjustment Factor Ratio	Adjusted Application Period ITC Revenues Excluding GRT	Adjusted Application Period ITC Revenues Including GRT
LP-4	\$ 47,016,379	\$ 44,242,413			\$ 44,758,014	\$ 47,564,297
IS-P	3,024,507	2,846,061			2,879,229	3,059,754
LP-5	26,178,833	24,634,282			24,921,370	26,483,915
IS-T	13,959,768	13,136,142			13,289,231	14,122,452
LP-6	5,689,479	5,353,800			5,416,193	5,755,783
LPEP	1,619,143	1,523,614			1,541,370	1,638,012
ISM	2,474,698	2,328,691			2,355,830	2,503,538
Standby	251,863	237,003			239,765	254,798
<b>TOTAL</b>	<b>\$ 100,214,670</b>	<b>\$ 94,302,006</b>	<b>\$ (1,098,996)</b>	<b>(0.011654)</b>	<b>\$ 95,401,002</b>	<b>\$ 101,382,549</b>

RECEIVED

SEP 29 2006

PA PUBLIC UTILITY COMMISSION  
GLORVANT BUILDING

ATTACHMENT 2

**PPL Electric Utilities Corporation  
Intangible Transition Cost Recovery  
2006 Reconciliation**

	Dec-05 Actual	Jan-06 Actual	Feb-06 Actual	Mar-06 Actual	Apr-06 Actual	May-06 Actual
<b>Residential Class</b>						
<u>Actual (a)</u>						
ITC Revenue Billed	\$ 12,847,030	\$ 14,900,895	\$ 12,604,868	\$ 13,676,584	\$ 10,733,486	\$ 8,582,428
ITC Revenue Billed (without GRT)	\$ 12,089,055	\$ 14,021,742	\$ 11,861,181	\$ 12,869,666	\$ 10,100,210	\$ 8,076,064
<u>Projected</u>						
ITC Revenue (without GRT)	\$ 12,413,333	\$ 14,463,145	\$ 13,520,683	\$ 12,772,176	\$ 10,746,838	\$ 8,604,486
<u>Actual vs. Projected</u>						
Over/(Under) Collection	\$ (324,278)	\$ (441,403)	\$ (1,659,502)	\$ 97,490	\$ (646,628)	\$ (528,422)
<b>Small Commercial and Industrial Class</b>						
<u>Actual (a)</u>						
ITC Revenue Billed	\$ 11,035,135	\$ 11,344,328	\$ 10,269,464	\$ 11,058,086	\$ 10,044,158	\$ 9,727,230
ITC Revenue Billed (without GRT)	\$ 10,384,062	\$ 10,675,013	\$ 9,663,566	\$ 10,405,657	\$ 9,451,553	\$ 9,153,324
<u>Projected</u>						
ITC Revenue (without GRT)	\$ 10,649,497	\$ 10,707,466	\$ 9,928,847	\$ 10,186,396	\$ 9,847,817	\$ 9,412,470
<u>Actual vs. Projected</u>						
Over/(Under) Collection	\$ (265,435)	\$ (32,453)	\$ (265,281)	\$ 219,261	\$ (396,264)	\$ (259,146)
<b>Large Commercial and Industrial Class</b>						
<u>Actual (a)</u>						
ITC Revenue Billed	\$ 8,322,568	\$ 8,544,217	\$ 7,936,272	\$ 8,478,405	\$ 8,077,324	\$ 8,447,875
ITC Revenue Billed (without GRT)	\$ 7,831,537	\$ 8,040,108	\$ 7,468,032	\$ 7,978,181	\$ 7,600,762	\$ 7,949,451
<u>Projected</u>						
ITC Revenue (without GRT)	\$ 8,226,688	\$ 7,996,084	\$ 7,827,572	\$ 7,998,399	\$ 7,910,310	\$ 7,780,839
<u>Actual vs. Projected</u>						
Over/(Under) Collection	\$ (395,151)	\$ 44,024	\$ (359,540)	\$ (20,218)	\$ (309,548)	\$ 168,612
<b>TOTAL</b>						
<u>Actual (a)</u>						
ITC Revenue Billed	\$ 32,204,733	\$ 34,789,440	\$ 30,810,604	\$ 33,213,075	\$ 28,854,968	\$ 26,757,533
ITC Revenue Billed (without GRT)	\$ 30,304,654	\$ 32,736,863	\$ 28,992,779	\$ 31,253,504	\$ 27,152,525	\$ 25,178,839
<u>Projected</u>						
ITC Revenue (without GRT)	\$ 31,289,518	\$ 33,166,695	\$ 31,277,102	\$ 30,956,971	\$ 28,504,965	\$ 25,797,795
<u>Actual vs. Projected</u>						
Over/(Under) Collection	\$ (984,864)	\$ (429,832)	\$ (2,284,323)	\$ 296,533	\$ (1,352,440)	\$ (618,956)

(a) September 2006 through November 2006 are estimates that will be replaced with actual data by December 15, 2006.

**PPL Electric Utilities Corporation**  
**Intangible Transition Cost Recovery**  
**2006 Reconciliation**

	Jun-06 Actual	Jul-06 Actual	Aug-06 Actual	Sep-06 Estimate	Oct-06 Estimate	Nov-06 Estimate	Total
<b>Residential Class</b>							
<u>Actual (a)</u>							
ITC Revenue Billed	\$ 9,261,745	\$ 11,285,767	\$ 12,828,614	\$ 9,846,331	\$ 9,286,818	\$ 10,674,993	\$ 136,529,559
ITC Revenue Billed (without GRT)	\$ 8,715,302	\$ 10,619,906	\$ 12,071,726	\$ 9,265,399	\$ 8,738,898	\$ 10,045,171	\$ 128,474,320
<u>Projected</u>							
ITC Revenue (without GRT)	\$ 8,681,768	\$ 10,210,127	\$ 10,701,125	\$ 9,265,399	\$ 8,738,898	\$ 10,045,171	\$ 130,163,149
<u>Actual vs. Projected</u>							
Over/(Under) Collection	\$ 33,534	\$ 409,779	\$ 1,370,601	\$ -	\$ -	\$ -	\$ (1,688,829)
<b>Small Commercial and Industrial Class</b>							
<u>Actual (a)</u>							
ITC Revenue Billed	\$ 10,412,028	\$ 11,075,126	\$ 11,715,203	\$ 10,891,406	\$ 10,501,532	\$ 10,355,708	\$ 128,429,404
ITC Revenue Billed (without GRT)	\$ 9,797,718	\$ 10,421,693	\$ 11,024,007	\$ 10,248,817	\$ 9,881,944	\$ 9,744,724	\$ 120,852,078
<u>Projected</u>							
ITC Revenue (without GRT)	\$ 9,924,047	\$ 10,631,308	\$ 10,961,193	\$ 10,248,817	\$ 9,881,944	\$ 9,744,724	\$ 122,124,526
<u>Actual vs. Projected</u>							
Over/(Under) Collection	\$ (126,329)	\$ (209,615)	\$ 62,814	\$ -	\$ -	\$ -	\$ (1,272,448)
<b>Large Commercial and Industrial Class</b>							
<u>Actual (a)</u>							
ITC Revenue Billed	\$ 8,544,667	\$ 8,367,774	\$ 9,567,375	\$ 8,760,518	\$ 8,516,410	\$ 8,356,579	\$ 101,921,984
ITC Revenue Billed (without GRT)	\$ 8,040,532	\$ 7,874,076	\$ 9,002,899	\$ 8,243,650	\$ 8,013,943	\$ 7,865,425	\$ 85,908,596
<u>Projected</u>							
ITC Revenue (without GRT)	\$ 8,090,285	\$ 8,446,440	\$ 8,607,957	\$ 8,243,650	\$ 8,013,943	\$ 7,865,425	\$ 97,007,592
<u>Actual vs. Projected</u>							
Over/(Under) Collection	\$ (49,753)	\$ (572,364)	\$ 394,942	\$ -	\$ -	\$ -	\$ (1,098,996)
<b>TOTAL</b>							
<u>Actual (a)</u>							
ITC Revenue Billed	\$ 28,218,440	\$ 30,728,667	\$ 34,111,192	\$ 29,498,255	\$ 28,304,760	\$ 29,389,280	\$ 366,880,947
ITC Revenue Billed (without GRT)	\$ 26,553,552	\$ 28,915,675	\$ 32,098,632	\$ 27,757,868	\$ 26,634,785	\$ 27,655,320	\$ 345,234,994
<u>Projected</u>							
ITC Revenue (without GRT)	\$ 26,896,100	\$ 29,287,875	\$ 30,270,275	\$ 27,757,866	\$ 26,634,785	\$ 27,655,320	\$ 349,295,267
<u>Actual vs. Projected</u>							
Over/(Under) Collection	\$ (142,548)	\$ (372,200)	\$ 1,828,357	\$ -	\$ -	\$ -	\$ (4,060,273)

(a) September 2006 through November 2006 are estimates that will be replaced with actual data by December 15, 2006.

RECEIVED

SEP 29 2006

PA PUBLIC UTILITY COMMISSION  
SECRETARY'S OFFICE

ATTACHMENT 3

**RESIDENTIAL**

**PPL Electric Utilities Corporation  
Intangible Transition Cost Recovery  
2006 Reconciliation  
Residential Class  
Rate Schedule RS**

	Dec-05 Actual	Jan-06 Actual	Feb-06 Actual	Mar-06 Actual	Apr-06 Actual	May-06 Actual
<b>Rate Schedule RS</b>						
<u>Actual (a)</u>						
kWh Sales (Thousands)	1,300,545	1,506,188	1,246,286	1,357,556	1,052,386	830,745
ITC Revenue Billed	\$ 12,524,860	\$ 14,516,818	\$ 12,284,850	\$ 13,323,263	\$ 10,485,954	\$ 8,410,404
ITC Revenue Billed (without GRT)	\$ 11,785,894	\$ 13,660,326	\$ 11,560,044	\$ 12,537,191	\$ 9,867,283	\$ 7,914,190
<u>Projected</u>						
kWh Sales (Thousands)	1,316,791	1,505,165	1,406,651	1,330,327	1,121,771	901,224
ITC Revenue (without GRT)	\$ 12,089,185	\$ 14,062,412	\$ 13,142,018	\$ 12,428,941	\$ 10,480,450	\$ 8,419,929
<u>Actual vs. Projected</u>						
Over/(Under) Collection	\$ (303,291)	\$ (402,086)	\$ (1,581,974)	\$ 108,250	\$ (613,167)	\$ (505,739)

(a) September 2006 through November 2006 are estimates that will be replaced with actual data by December 15, 2006.

**PPL Electric Utilities Corporation**  
**Intangible Transition Cost Recovery**  
**2006 Reconciliation**  
**Residential Class**  
**Rate Schedule RS**

	Jun-06 Actual	Jul-06 Actual	Aug-06 Actual	Sep-06 Estimate	Oct-06 Estimate	Nov-06 Estimate	Total
<b>Rate Schedule RS</b>							
<u>Actual (a)</u>							
kWh Sales (Thousands)	902,338	1,115,549	1,278,073	-	-	-	10,589,666
ITC Revenue Billed	\$ 9,096,084	\$ 11,102,843	\$ 12,629,140	\$ 9,667,780	\$ 9,096,372	\$ 10,418,398	\$ 133,556,766
ITC Revenue Billed (without GRT)	\$ 8,559,415	\$ 10,447,775	\$ 11,884,021	\$ 9,097,383	\$ 8,559,688	\$ 9,803,715	\$ 125,676,925
<u>Projected</u>							
kWh Sales (Thousands)	911,876	1,073,105	1,124,727	973,735	916,183	1,049,337	13,630,892
ITC Revenue (without GRT)	\$ 8,519,449	\$ 10,025,774	\$ 10,508,067	\$ 9,097,383	\$ 8,559,688	\$ 9,803,715	\$ 127,137,011
<u>Actual vs. Projected</u>							
Over/(Under) Collection	\$ 39,966	\$ 422,001	\$ 1,375,954	\$ -	\$ -	\$ -	\$ (1,460,086)

(a) September 2006 through November 2006 are estimates that will be replaced with actual data by December 15, 2006.

**PPL Electric Utilities Corporation**  
**Intangible Transition Cost Recovery**  
**2006 Reconciliation**  
**Residential Class**  
**Rate Schedule RTS**

	Dec-05 Actual	Jan-06 Actual	Feb-06 Actual	Mar-06 Actual	Apr-06 Actual	May-06 Actual
<b>Rate Schedule RTS</b>						
<u>Actual (a)</u>						
kWh Sales (Thousands)	42,448	50,009	41,018	45,302	31,703	21,998
ITC Revenue Billed	\$ 316,240	\$ 376,768	\$ 314,144	\$ 347,014	\$ 242,855	\$ 168,506
ITC Revenue Billed (without GRT)	\$ 297,581	\$ 354,538	\$ 295,609	\$ 326,540	\$ 228,526	\$ 158,564
<u>Projected</u>						
kWh Sales (Thousands)	45,224	54,638	51,632	46,790	36,295	25,120
ITC Revenue (without GRT)	\$ 318,074	\$ 393,368	\$ 371,726	\$ 336,866	\$ 261,307	\$ 180,852
<u>Actual vs. Projected</u>						
Over/(Under) Collection	\$ (20,493)	\$ (38,830)	\$ (76,117)	\$ (10,326)	\$ (32,781)	\$ (22,288)

(a) September 2006 through November 2006 are estimates that will be replaced with actual data by December 15, 2006.

**PPL Electric Utilities Corporation  
Intangible Transition Cost Recovery  
2006 Reconciliation  
Residential Class  
Rate Schedule RTS**

	Jun-06 Actual	Jul-06 Actual	Aug-06 Actual	Sep-06 Estimate	Oct-06 Estimate	Nov-06 Estimate	Total
<b>Rate Schedule RTS</b>							
<u>Actual (a)</u>							
kWh Sales (Thousands)	21,152	23,309	25,394	-	-	-	302,333
ITC Revenue Billed	\$ 162,036	\$ 178,545	\$ 194,513	\$ 174,709	\$ 186,545	\$ 251,647	\$ 2,913,522
ITC Revenue Billed (without GRT)	\$ 152,476	\$ 168,011	\$ 183,037	\$ 164,401	\$ 175,539	\$ 236,800	\$ 2,741,622
<u>Projected</u>							
kWh Sales (Thousands)	22,067	25,056	26,237	22,835	24,382	32,891	413,167
ITC Revenue (without GRT)	\$ 158,872	\$ 180,391	\$ 188,894	\$ 164,401	\$ 175,539	\$ 236,800	\$ 2,967,090
<u>Actual vs. Projected</u>							
Over/(Under) Collection	\$ (6,396)	\$ (12,380)	\$ (5,857)	\$ -	\$ -	\$ -	\$ (225,468)

(a) September 2006 through November 2006 are estimates that will be replaced with actual data by December 15, 2006.

**PPL Electric Utilities Corporation  
Intangible Transition Cost Recovery  
2006 Reconciliation  
Residential Class  
Rate Schedule RTD**

	Dec-05 Actual	Jan-06 Actual	Feb-06 Actual	Mar-06 Actual	Apr-06 Actual	May-06 Actual
<b>Rate Schedule RTD</b>						
<u>Actual (a)</u>						
kWh Sales (Thousands)	521	616	496	541	398	297
ITC Revenue Billed	\$ 5,930	\$ 7,309	\$ 5,874	\$ 6,307	\$ 4,677	\$ 3,518
ITC Revenue Billed (without GRT)	\$ 5,580	\$ 6,878	\$ 5,528	\$ 5,935	\$ 4,401	\$ 3,310
<u>Projected</u>						
kWh Sales (Thousands)	556	658	620	569	454	331
ITC Revenue (without GRT)	\$ 6,074	\$ 7,365	\$ 6,939	\$ 6,369	\$ 5,081	\$ 3,705
<u>Actual vs. Projected</u>						
Over/(Under) Collection	\$ (494)	\$ (487)	\$ (1,411)	\$ (434)	\$ (680)	\$ (395)

(a) September 2006 through November 2006 are estimates that will be replaced with actual data by December 15, 2006.

**PPL Electric Utilities Corporation  
Intangible Transition Cost Recovery  
2006 Reconciliation  
Residential Class  
Rate Schedule RTD**

	Jun-06 Actual	Jul-06 Actual	Aug-06 Actual	Sep-06 Estimate	Oct-06 Estimate	Nov-06 Estimate	Total
<b>Rate Schedule RTD</b>							
<u>Actual (a)</u>							
kWh Sales (Thousands)	302	356	392	-	-	-	3,919
ITC Revenue Billed	\$ 3,625	\$ 4,379	\$ 4,961	\$ 3,842	\$ 3,901	\$ 4,948	\$ 59,271
ITC Revenue Billed (without GRT)	\$ 3,411	\$ 4,120	\$ 4,668	\$ 3,615	\$ 3,671	\$ 4,656	\$ 55,773
<u>Projected</u>							
kWh Sales (Thousands)	308	354	372	323	328	416	5,289
ITC Revenue (without GRT)	\$ 3,447	\$ 3,962	\$ 4,164	\$ 3,615	\$ 3,671	\$ 4,656	\$ 59,048
<u>Actual vs. Projected</u>							
Over/(Under) Collection	\$ (36)	\$ 158	\$ 504	\$ -	\$ -	\$ -	\$ (3,275)

(a) September 2006 through November 2006 are estimates that will be replaced with actual data by December 15, 2006.

**SMALL COMMERCIAL AND INDUSTRIAL**

**PPL Electric Utilities Corporation  
Intangible Transition Cost Recovery  
2006 Reconciliation  
Small Commercial and Industrial Class  
Rate Schedule GS-1**

	Dec-05 Actual	Jan-06 Actual	Feb-06 Actual	Mar-06 Actual	Apr-06 Actual	May-06 Actual
<b>Rate Schedule GS-1</b>						
<u>Actual (a)</u>						
kWh Sales (Thousands)	158,846	180,521	159,459	170,411	143,706	139,407
ITC Revenue Billed	\$ 2,081,882	\$ 2,312,102	\$ 2,027,203	\$ 2,151,477	\$ 1,837,140	\$ 1,787,007
ITC Revenue Billed (without GRT)	\$ 1,959,051	\$ 2,175,688	\$ 1,907,598	\$ 2,024,540	\$ 1,728,749	\$ 1,681,574
<u>Projected</u>						
kWh Sales (Thousands)	167,158	175,049	161,107	165,105	159,117	151,336
ITC Revenue (without GRT)	\$ 2,069,588	\$ 2,091,642	\$ 1,925,051	\$ 1,972,823	\$ 1,901,273	\$ 1,808,298
<u>Actual vs. Projected</u>						
Over/(Under) Collection	\$ (110,537)	\$ 84,046	\$ (17,453)	\$ 51,717	\$ (172,524)	\$ (126,724)

(a) September 2006 through November 2006 are estimates that will be replaced with actual data by December 15, 2006.

**PPL Electric Utilities Corporation  
Intangible Transition Cost Recovery  
2006 Reconciliation  
Small Commercial and Industrial Class  
Rate Schedule GS-1**

	Jun-06 Actual	Jul-06 Actual	Aug-06 Actual	Sep-06 Estimate	Oct-06 Estimate	Nov-06 Estimate	Total
<b>Rate Schedule GS-1</b>							
<u>Actual (a)</u>							
kWh Sales (Thousands)	149,097	170,874	182,919	-	-	-	1,455,240
ITC Revenue Billed	\$ 1,912,365	\$ 2,163,934	\$ 2,298,083	\$ 2,098,523	\$ 2,015,820	\$ 1,990,742	\$ 24,676,278
ITC Revenue Billed (without GRT)	\$ 1,799,535	\$ 2,036,262	\$ 2,162,497	\$ 1,974,711	\$ 1,896,887	\$ 1,873,288	\$ 23,220,380
<u>Projected</u>							
kWh Sales (Thousands)	160,117	172,219	177,822	165,263	158,750	156,775	1,969,818
ITC Revenue (without GRT)	\$ 1,913,222	\$ 2,057,827	\$ 2,124,777	\$ 1,974,711	\$ 1,896,887	\$ 1,873,288	\$ 23,609,387
<u>Actual vs. Projected</u>							
Over/(Under) Collection	\$ (113,687)	\$ (21,565)	\$ 37,720	\$ -	\$ -	\$ -	\$ (389,007)

(a) September 2006 through November 2006 are estimates that will be replaced with actual data by December 15, 2006.

**PPL Electric Utilities Corporation  
Intangible Transition Cost Recovery  
2006 Reconciliation  
Small Commercial and Industrial Class  
Rate Schedule GS-3**

	Dec-05 Actual	Jan-06 Actual	Feb-06 Actual	Mar-06 Actual	Apr-06 Actual	May-06 Actual
<b>Rate Schedule GS-3</b>						
<u>Actual (a)</u>						
kWh Sales (Thousands)	718,015	726,150	665,776	725,881	678,123	667,557
ITC Revenue Billed	\$ 8,082,315	\$ 8,046,031	\$ 7,337,763	\$ 7,931,840	\$ 7,471,686	\$ 7,356,962
ITC Revenue Billed (without GRT)	\$ 7,605,459	\$ 7,571,315	\$ 6,904,835	\$ 7,463,862	\$ 7,030,856	\$ 6,922,901
<u>Projected</u>						
kWh Sales (Thousands)	731,391	757,676	705,088	723,686	701,268	671,170
ITC Revenue (without GRT)	\$ 7,779,295	\$ 7,812,334	\$ 7,270,104	\$ 7,461,866	\$ 7,230,716	\$ 6,920,378
<u>Actual vs. Projected</u>						
Over/(Under) Collection	\$ (173,836)	\$ (241,019)	\$ (365,269)	\$ 1,996	\$ (199,860)	\$ 2,523

(a) September 2006 through November 2006 are estimates that will be replaced with actual data by December 15, 2006.

**PPL Electric Utilities Corporation  
Intangible Transition Cost Recovery  
2006 Reconciliation  
Small Commercial and Industrial Class  
Rate Schedule GS-3**

	Jun-06 Actual	Jul-06 Actual	Aug-06 Actual	Sep-06 Estimate	Oct-06 Estimate	Nov-06 Estimate	Total
<b>Rate Schedule GS-3</b>							
<u>Actual (a)</u>							
kWh Sales (Thousands)	717,348	760,974	806,512	-	-	-	6,466,336
ITC Revenue Billed	\$ 7,917,911	\$ 8,325,291	\$ 8,811,117	\$ 7,995,385	\$ 7,701,913	\$ 7,586,685	\$ 94,564,899
ITC Revenue Billed (without GRT)	\$ 7,450,754	\$ 7,834,099	\$ 8,291,261	\$ 7,523,660	\$ 7,247,502	\$ 7,139,073	\$ 88,985,577
<u>Projected</u>							
kWh Sales (Thousands)	708,071	757,547	780,131	729,679	702,896	692,380	8,660,983
ITC Revenue (without GRT)	\$ 7,300,861	\$ 7,811,004	\$ 8,043,866	\$ 7,523,660	\$ 7,247,502	\$ 7,139,073	\$ 89,540,659
<u>Actual vs. Projected</u>							
Over/(Under) Collection	\$ 149,893	\$ 23,095	\$ 247,395	\$ -	\$ -	\$ -	\$ (555,082)

(a) September 2006 through November 2006 are estimates that will be replaced with actual data by December 15, 2006.

**PPL Electric Utilities Corporation  
Intangible Transition Cost Recovery  
2006 Reconciliation  
Small Commercial and Industrial Class  
Rate Schedule IS-1**

	Dec-05 Actual	Jan-06 Actual	Feb-06 Actual	Mar-06 Actual	Apr-06 Actual	May-06 Actual
<b>Rate Schedule IS-1</b>						
<u>Actual (a)</u>						
kWh Sales (Thousands)	206	262	198	169	109	85
ITC Revenue Billed	\$ 7,486	\$ 9,168	\$ 6,936	\$ 5,999	\$ 4,144	\$ 3,340
ITC Revenue Billed (without GRT)	\$ 7,045	\$ 8,627	\$ 6,527	\$ 5,645	\$ 3,899	\$ 3,143
<u>Projected</u>						
kWh Sales (Thousands)	134	140	128	132	127	120
ITC Revenue (without GRT)	\$ 4,886	\$ 4,962	\$ 4,536	\$ 4,678	\$ 4,501	\$ 4,253
<u>Actual vs. Projected</u>						
Over/(Under) Collection	\$ 2,159	\$ 3,665	\$ 1,991	\$ 967	\$ (602)	\$ (1,110)

(a) September 2006 through November 2006 are estimates that will be replaced with actual data by December 15, 2006.

**PPL Electric Utilities Corporation  
Intangible Transition Cost Recovery  
2006 Reconciliation  
Small Commercial and Industrial Class  
Rate Schedule IS-1**

	Jun-06 Actual	Jul-06 Actual	Aug-06 Actual	Sep-06 Estimate	Oct-06 Estimate	Nov-06 Estimate	Total
<b>Rate Schedule IS-1</b>							
<u>Actual (a)</u>							
kWh Sales (Thousands)	71	66	66	-	-	-	1,232
ITC Revenue Billed	\$ 2,881	\$ 2,755	\$ 2,773	\$ 4,971	\$ 4,783	\$ 4,708	\$ 59,944
ITC Revenue Billed (without GRT)	\$ 2,711	\$ 2,592	\$ 2,610	\$ 4,678	\$ 4,501	\$ 4,430	\$ 56,408
<u>Projected</u>							
kWh Sales (Thousands)	127	138	142	132	127	125	1,572
ITC Revenue (without GRT)	\$ 4,501	\$ 4,891	\$ 5,032	\$ 4,678	\$ 4,501	\$ 4,430	\$ 55,849
<u>Actual vs. Projected</u>							
Over/(Under) Collection	\$ (1,790)	\$ (2,299)	\$ (2,422)	\$ -	\$ -	\$ -	\$ 559

(a) September 2006 through November 2006 are estimates that will be replaced with actual data by December 15, 2006.

**PPL Electric Utilities Corporation  
Intangible Transition Cost Recovery  
2006 Reconciliation  
Small Commercial and Industrial Class  
Rate Schedule BL**

	Dec-05 Actual	Jan-06 Actual	Feb-06 Actual	Mar-06 Actual	Apr-06 Actual	May-06 Actual
<b>Rate Schedule BL</b>						
<u>Actual (a)</u>						
kWh Sales (Thousands)	1,306	539	598	563	530	433
ITC Revenue Billed	\$ 13,891	\$ 5,538	\$ 6,069	\$ 5,717	\$ 5,389	\$ 4,414
ITC Revenue Billed (without GRT)	\$ 13,071	\$ 5,211	\$ 5,711	\$ 5,379	\$ 5,071	\$ 4,153
<u>Projected</u>						
kWh Sales (Thousands)	530	540	540	540	540	540
ITC Revenue (without GRT)	\$ 5,304	\$ 5,120	\$ 5,120	\$ 5,120	\$ 5,120	\$ 5,120
<u>Actual vs. Projected</u>						
Over/(Under) Collection	\$ 7,767	\$ 91	\$ 591	\$ 259	\$ (49)	\$ (967)

(a) September 2006 through November 2006  
are estimates that will be replaced with  
actual data by December 15, 2006.

**PPL Electric Utilities Corporation  
Intangible Transition Cost Recovery  
2006 Reconciliation  
Small Commercial and Industrial Class  
Rate Schedule BL**

	Jun-06 Actual	Jul-06 Actual	Aug-06 Actual	Sep-06 Estimate	Oct-06 Estimate	Nov-06 Estimate	Total
<b>Rate Schedule BL</b>							
<u>Actual (a)</u>							
kWh Sales (Thousands)	449	417	503	-	-	-	5,338
ITC Revenue Billed	\$ 4,573	\$ 4,230	\$ 5,118	\$ 5,441	\$ 5,441	\$ 5,441	\$ 71,262
ITC Revenue Billed (without GRT)	\$ 4,303	\$ 3,981	\$ 4,816	\$ 5,120	\$ 5,120	\$ 5,120	\$ 67,056
<u>Projected</u>							
kWh Sales (Thousands)	540	540	540	540	540	540	6,470
ITC Revenue (without GRT)	\$ 5,120	\$ 5,120	\$ 5,120	\$ 5,120	\$ 5,120	\$ 5,120	\$ 61,624
<u>Actual vs. Projected</u>							
Over/(Under) Collection	\$ (817)	\$ (1,139)	\$ (304)	\$ -	\$ -	\$ -	\$ 5,432

(a) September 2006 through November 2006 are estimates that will be replaced with actual data by December 15, 2006.

**PPL Electric Utilities Corporation  
Intangible Transition Cost Recovery  
2006 Reconciliation  
Small Commercial and Industrial Class  
Rate Schedule SA**

	Dec-05 Actual	Jan-06 Actual	Feb-06 Actual	Mar-06 Actual	Apr-06 Actual	May-06 Actual
<b>Rate Schedule SA</b>						
<u>Actual (a)</u>						
kWh Sales (Thousands)	2,366	2,448	2,088	2,070	1,823	1,650
ITC Revenue Billed	\$ 22,901	\$ 23,082	\$ 22,813	\$ 22,889	\$ 22,971	\$ 22,955
ITC Revenue Billed (without GRT)	\$ 21,550	\$ 21,721	\$ 21,467	\$ 21,538	\$ 21,615	\$ 21,601
<u>Projected</u>						
kWh Sales (Thousands)	2,451	2,364	1,996	1,996	1,686	1,647
ITC Revenue (without GRT)	\$ 27,543	\$ 26,213	\$ 22,133	\$ 22,133	\$ 18,695	\$ 18,263
<u>Actual vs. Projected</u>						
Over/(Under) Collection	\$ (5,993)	\$ (4,492)	\$ (666)	\$ (595)	\$ 2,920	\$ 3,338

(a) September 2006 through November 2006 are estimates that will be replaced with actual data by December 15, 2006.

**PPL Electric Utilities Corporation  
Intangible Transition Cost Recovery  
2006 Reconciliation  
Small Commercial and Industrial Class  
Rate Schedule SA**

	Jun-06 Actual	Jul-06 Actual	Aug-06 Actual	Sep-06 Estimate	Oct-06 Estimate	Nov-06 Estimate	Total
<b>Rate Schedule SA</b>							
<u>Actual (a)</u>							
kWh Sales (Thousands)	1,564	1,503	1,562	-	-	-	17,074
ITC Revenue Billed	\$ 23,062	\$ 22,909	\$ 22,655	\$ 22,377	\$ 25,582	\$ 26,725	\$ 280,921
ITC Revenue Billed (without GRT)	\$ 21,701	\$ 21,557	\$ 21,319	\$ 21,057	\$ 24,073	\$ 25,149	\$ 264,348
<u>Projected</u>							
kWh Sales (Thousands)	1,454	1,570	1,764	1,899	2,171	2,268	23,266
ITC Revenue (without GRT)	\$ 16,123	\$ 17,409	\$ 19,560	\$ 21,057	\$ 24,073	\$ 25,149	\$ 258,351
<u>Actual vs. Projected</u>							
Over/(Under) Collection	\$ 5,578	\$ 4,148	\$ 1,759	- \$	- \$	- \$	5,997

(a) September 2006 through November 2006  
are estimates that will be replaced with  
actual data by December 15, 2006.

**PPL Electric Utilities Corporation  
Intangible Transition Cost Recovery  
2006 Reconciliation  
Small Commercial and Industrial Class  
Rate Schedule SM**

	Dec-05 Actual	Jan-06 Actual	Feb-06 Actual	Mar-06 Actual	Apr-06 Actual	May-06 Actual
<b>Rate Schedule SM</b>						
<u>Actual (a)</u>						
kWh Sales (Thousands)	472	528	428	427	396	337
ITC Revenue Billed	\$ 5,704	\$ 5,609	\$ 5,846	\$ 5,837	\$ 5,836	\$ 5,850
ITC Revenue Billed (without GRT)	\$ 5,367	\$ 5,278	\$ 5,502	\$ 5,492	\$ 5,492	\$ 5,505
<u>Projected</u>						
kWh Sales (Thousands)	538	521	440	440	372	363
ITC Revenue (without GRT)	\$ 7,221	\$ 6,871	\$ 5,802	\$ 5,802	\$ 4,906	\$ 4,787
<u>Actual vs. Projected</u>						
Over/(Under) Collection	\$ (1,854)	\$ (1,593)	\$ (300)	\$ (310)	\$ 586	\$ 718

(a) September 2006 through November 2006 are estimates that will be replaced with actual data by December 15, 2006.

**PPL Electric Utilities Corporation  
Intangible Transition Cost Recovery  
2006 Reconciliation  
Small Commercial and Industrial Class  
Rate Schedule SM**

	Jun-06 Actual	Jul-06 Actual	Aug-06 Actual	Sep-06 Estimate	Oct-06 Estimate	Nov-06 Estimate	Total
<b>Rate Schedule SM</b>							
<u>Actual (a)</u>							
kWh Sales (Thousands)	305	289	294	-	-	-	3,476
ITC Revenue Billed	\$ 5,578	\$ 5,563	\$ 5,564	\$ 5,872	\$ 6,713	\$ 6,993	70,965
ITC Revenue Billed (without GRT)	\$ 5,249	\$ 5,235	\$ 5,235	\$ 5,525	\$ 6,317	\$ 6,580	66,777
<u>Projected</u>							
kWh Sales (Thousands)	320	346	389	419	479	499	5,126
ITC Revenue (without GRT)	\$ 4,220	\$ 4,563	\$ 5,130	\$ 5,525	\$ 6,317	\$ 6,580	67,724
<u>Actual vs. Projected</u>							
Over/(Under) Collection	\$ 1,029	\$ 672	\$ 105	\$ -	\$ -	\$ -	(947)

(a) September 2006 through November 2006 are estimates that will be replaced with actual data by December 15, 2006.

**PPL Electric Utilities Corporation  
Intangible Transition Cost Recovery  
2006 Reconciliation  
Small Commercial and Industrial Class  
Rate Schedule SHS**

	Dec-05 Actual	Jan-06 Actual	Feb-06 Actual	Mar-06 Actual	Apr-06 Actual	May-06 Actual
<b>Rate Schedule SHS</b>						
<u>Actual (a)</u>						
kWh Sales (Thousands)	5,709	6,234	4,710	4,371	4,088	3,511
ITC Revenue Billed	\$ 48,767	\$ 46,792	\$ 53,144	\$ 49,167	\$ 50,427	\$ 50,452
ITC Revenue Billed (without GRT)	\$ 45,890	\$ 44,032	\$ 50,008	\$ 46,266	\$ 47,452	\$ 47,475
<u>Projected</u>						
kWh Sales (Thousands)	6,648	6,471	5,464	5,464	4,615	4,509
ITC Revenue (without GRT)	\$ 63,064	\$ 60,047	\$ 50,702	\$ 50,702	\$ 42,824	\$ 41,840
<u>Actual vs. Projected</u>						
Over/(Under) Collection	\$ (17,174)	\$ (16,015)	\$ (694)	\$ (4,436)	\$ 4,628	\$ 5,635

(a) September 2006 through November 2006  
are estimates that will be replaced with  
actual data by December 15, 2006.

**PPL Electric Utilities Corporation  
Intangible Transition Cost Recovery  
2006 Reconciliation  
Small Commercial and Industrial Class  
Rate Schedule SHS**

	Jun-06 Actual	Jul-06 Actual	Aug-06 Actual	Sep-06 Estimate	Oct-06 Estimate	Nov-06 Estimate	Total
<b>Rate Schedule SHS</b>							
<u>Actual (a)</u>							
kWh Sales (Thousands)	3,316	3,158	3,243	-	-	-	38,340
ITC Revenue Billed	\$ 50,637	\$ 50,774	\$ 50,592	\$ 51,268	\$ 58,585	\$ 61,208	\$ 621,813
ITC Revenue Billed (without GRT)	\$ 47,650	\$ 47,778	\$ 47,607	\$ 48,243	\$ 55,128	\$ 57,597	\$ 585,126
<u>Projected</u>							
kWh Sales (Thousands)	3,979	4,297	4,827	5,199	5,941	6,207	63,621
ITC Revenue (without GRT)	\$ 36,922	\$ 39,873	\$ 44,791	\$ 48,243	\$ 55,128	\$ 57,597	\$ 591,733
<u>Actual vs. Projected</u>							
Over/(Under) Collection	\$ 10,728	\$ 7,905	\$ 2,816	\$ -	\$ -	\$ -	\$ (6,607)

(a) September 2006 through November 2006 are estimates that will be replaced with actual data by December 15, 2006.

**PPL Electric Utilities Corporation  
Intangible Transition Cost Recovery  
2006 Reconciliation  
Small Commercial and Industrial Class  
Rate Schedule SE**

	Dec-05 Actual	Jan-06 Actual	Feb-06 Actual	Mar-06 Actual	Apr-06 Actual	May-06 Actual
<b>Rate Schedule SE</b>						
<u>Actual (a)</u>						
kWh Sales (Thousands)	2,518	3,038	2,869	2,875	3,725	2,582
ITC Revenue Billed	\$ 12,886	\$ 15,878	\$ 8,637	\$ 8,729	\$ 11,604	\$ 7,882
ITC Revenue Billed (without GRT)	\$ 12,126	\$ 14,941	\$ 8,127	\$ 8,214	\$ 10,919	\$ 7,417
<u>Projected</u>						
kWh Sales (Thousands)	2,079	2,023	1,708	1,708	1,442	1,409
ITC Revenue (without GRT)	\$ 9,113	\$ 10,444	\$ 8,817	\$ 8,817	\$ 7,444	\$ 7,274
<u>Actual vs. Projected</u>						
Over/(Under) Collection	\$ 3,013	\$ 4,497	\$ (690)	\$ (603)	\$ 3,475	\$ 143

(a) September 2006 through November 2006 are estimates that will be replaced with actual data by December 15, 2006.

**PPL Electric Utilities Corporation**  
**Intangible Transition Cost Recovery**  
**2006 Reconciliation**  
**Small Commercial and Industrial Class**  
**Rate Schedule SE**

	Jun-06 Actual	Jul-06 Actual	Aug-06 Actual	Sep-06 Estimate	Oct-06 Estimate	Nov-06 Estimate	Total
<b>Rate Schedule SE</b>							
<u>Actual (a)</u>							
kWh Sales (Thousands)	2,465	2,323	2,374	-	-	-	24,769
ITC Revenue Billed	\$ 7,522	\$ 7,084	\$ 7,245	\$ 8,915	\$ 10,188	\$ 10,643	\$ 117,213
ITC Revenue Billed (without GRT)	\$ 7,078	\$ 6,666	\$ 6,817	\$ 8,389	\$ 9,587	\$ 10,015	\$ 110,296
<u>Projected</u>							
kWh Sales (Thousands)	1,243	1,343	1,509	1,625	1,857	1,940	19,886
ITC Revenue (without GRT)	\$ 6,417	\$ 6,933	\$ 7,790	\$ 8,389	\$ 9,587	\$ 10,015	\$ 101,040
<u>Actual vs. Projected</u>							
Over/(Under) Collection	\$ 661	\$ (267)	\$ (973)	\$ -	\$ -	\$ -	\$ 9,256

(a) September 2006 through November 2006 are estimates that will be replaced with actual data by December 15, 2006.

**PPL Electric Utilities Corporation  
Intangible Transition Cost Recovery  
2006 Reconciliation  
Small Commercial and Industrial Class  
Rate Schedule TS**

<b>Rate Schedule TS</b>	Dec-05 Actual	Jan-06 Actual	Feb-06 Actual	Mar-06 Actual	Apr-06 Actual	May-06 Actual
<u>Actual (a)</u>						
kWh Sales (Thousands)	27	27	27	26	27	27
ITC Revenue Billed	\$ 395	\$ 395	\$ 429	\$ 429	\$ 429	\$ 429
ITC Revenue Billed (without GRT)	\$ 371	\$ 371	\$ 404	\$ 404	\$ 404	\$ 404
<u>Projected</u>						
kWh Sales (Thousands)	30	30	27	30	29	30
ITC Revenue (without GRT)	\$ 417	\$ 412	\$ 371	\$ 412	\$ 398	\$ 412
<u>Actual vs. Projected</u>						
Over/(Under) Collection	\$ (46)	\$ (41)	\$ 33	\$ (8)	\$ 6	\$ (8)

(a) September 2006 through November 2006  
are estimates that will be replaced with  
actual data by December 15, 2006.

**PPL Electric Utilities Corporation**  
**Intangible Transition Cost Recovery**  
**2006 Reconciliation**  
**Small Commercial and Industrial Class**  
**Rate Schedule TS**

	Jun-06 Actual	Jul-06 Actual	Aug-06 Actual	Sep-06 Estimate	Oct-06 Estimate	Nov-06 Estimate	Total
<b>Rate Schedule TS</b>							
<u>Actual (a)</u>							
kWh Sales (Thousands)	27	27	27	-	-	-	242
ITC Revenue Billed	\$ 429	\$ 429	\$ 429	\$ 423	\$ 438	\$ 423	5,077
ITC Revenue Billed (without GRT)	\$ 404	\$ 404	\$ 404	\$ 398	\$ 412	\$ 398	4,778
<u>Projected</u>							
kWh Sales (Thousands)	29	30	30	29	30	29	353
ITC Revenue (without GRT)	\$ 398	\$ 412	\$ 412	\$ 398	\$ 412	\$ 398	4,852
<u>Actual vs. Projected</u>							
Over/(Under) Collection	\$ 6	\$ (8)	\$ (8)	\$ -	\$ -	\$ -	(74)

(a) September 2006 through November 2006 are estimates that will be replaced with actual data by December 15, 2006.

**PPL Electric Utilities Corporation  
Intangible Transition Cost Recovery  
2006 Reconciliation  
Small Commercial and Industrial Class  
Rate Schedule SI-1**

	Dec-05 Actual	Jan-06 Actual	Feb-06 Actual	Mar-06 Actual	Apr-06 Actual	May-06 Actual
<b>Rate Schedule SI-1</b>						
<u>Actual (a)</u>						
kWh Sales (Thousands)	8	9	8	7	7	6
ITC Revenue Billed	\$ 142	\$ 142	\$ 161	\$ 161	\$ 160	\$ 160
ITC Revenue Billed (without GRT)	\$ 134	\$ 134	\$ 151	\$ 151	\$ 151	\$ 151
<u>Projected</u>						
kWh Sales (Thousands)	10	10	8	8	7	7
ITC Revenue (without GRT)	\$ 195	\$ 191	\$ 153	\$ 153	\$ 134	\$ 134
<u>Actual vs. Projected</u>						
Over/(Under) Collection	\$ (61)	\$ (57)	\$ (2)	\$ (2)	\$ 17	\$ 17

(a) September 2006 through November 2006 are estimates that will be replaced with actual data by December 15, 2006.

**PPL Electric Utilities Corporation  
Intangible Transition Cost Recovery  
2006 Reconciliation  
Small Commercial and Industrial Class  
Rate Schedule SI-1**

	Jun-06 Actual	Jul-06 Actual	Aug-06 Actual	Sep-06 Estimate	Oct-06 Estimate	Nov-06 Estimate	Total
<b>Rate Schedule SI-1</b>							
<u>Actual (a)</u>							
kWh Sales (Thousands)	6	5	5	-	-	-	61
ITC Revenue Billed	\$ 160	\$ 160	\$ 160	\$ 163	\$ 183	\$ 183	1,935
ITC Revenue Billed (without GRT)	\$ 151	\$ 151	\$ 151	\$ 153	\$ 172	\$ 172	1,822
<u>Projected</u>							
kWh Sales (Thousands)	6	6	7	8	9	9	95
ITC Revenue (without GRT)	\$ 115	\$ 115	\$ 134	\$ 153	\$ 172	\$ 172	1,821
<u>Actual vs. Projected</u>							
Over/(Under) Collection	\$ 36	\$ 36	\$ 17	\$ -	\$ -	\$ -	1

(a) September 2006 through November 2006  
are estimates that will be replaced with  
actual data by December 15, 2006.

**PPL Electric Utilities Corporation  
Intangible Transition Cost Recovery  
2006 Reconciliation  
Small Commercial and Industrial Class  
Rate Schedule GH-1**

	Dec-05 Actual	Jan-06 Actual	Feb-06 Actual	Mar-06 Actual	Apr-06 Actual	May-06 Actual
<b>Rate Schedule GH-1</b>						
<u>Actual (a)</u>						
kWh Sales (Thousands)	29,534	32,622	29,045	31,510	23,249	18,717
ITC Revenue Billed	\$ 608,345	\$ 692,529	\$ 642,237	\$ 695,916	\$ 516,464	\$ 417,299
ITC Revenue Billed (without GRT)	\$ 572,452	\$ 651,669	\$ 604,345	\$ 654,857	\$ 485,993	\$ 392,678
<u>Projected</u>						
kWh Sales (Thousands)	28,691	27,082	25,013	25,714	24,853	23,679
ITC Revenue (without GRT)	\$ 560,052	\$ 565,041	\$ 521,873	\$ 536,499	\$ 518,535	\$ 494,040
<u>Actual vs. Projected</u>						
Over/(Under) Collection	\$ 12,400	\$ 86,628	\$ 82,472	\$ 118,358	\$ (32,542)	\$ (101,362)

(a) September 2006 through November 2006 are estimates that will be replaced with actual data by December 15, 2006.

**PPL Electric Utilities Corporation  
Intangible Transition Cost Recovery  
2006 Reconciliation  
Small Commercial and Industrial Class  
Rate Schedule GH-1**

	Jun-06 Actual	Jul-06 Actual	Aug-06 Actual	Sep-06 Estimate	Oct-06 Estimate	Nov-06 Estimate	Total
<b>Rate Schedule GH-1</b>							
<u>Actual (a)</u>							
kWh Sales (Thousands)	18,533	18,313	18,615	-	-	-	220,138
ITC Revenue Billed	\$ 413,283	\$ 408,704	\$ 415,387	\$ 572,886	\$ 551,534	\$ 543,330	\$ 6,477,914
ITC Revenue Billed (without GRT)	\$ 388,899	\$ 384,590	\$ 390,879	\$ 539,086	\$ 518,994	\$ 511,274	\$ 6,095,716
<u>Projected</u>							
kWh Sales (Thousands)	25,029	26,867	27,704	25,838	24,875	24,505	309,850
ITC Revenue (without GRT)	\$ 522,207	\$ 560,555	\$ 578,018	\$ 539,086	\$ 518,994	\$ 511,274	\$ 6,426,174
<u>Actual vs. Projected</u>							
Over/(Under) Collection	\$ (133,308)	\$ (175,965)	\$ (187,139)	- \$	- \$	- \$	(330,458)

(a) September 2006 through November 2006 are estimates that will be replaced with actual data by December 15, 2006.

**PPL Electric Utilities Corporation  
Intangible Transition Cost Recovery  
2006 Reconciliation  
Small Commercial and Industrial Class  
Rate Schedule GH-2**

	Dec-05 Actual	Jan-06 Actual	Feb-06 Actual	Mar-06 Actual	Apr-06 Actual	May-06 Actual
<b>Rate Schedule GH-2</b>						
<u>Actual (a)</u>						
kWh Sales (Thousands)	7,094	8,604	7,210	8,134	5,482	3,428
ITC Revenue Billed	\$ 150,421	\$ 187,062	\$ 158,226	\$ 179,925	\$ 117,908	\$ 70,480
ITC Revenue Billed (without GRT)	\$ 141,546	\$ 176,026	\$ 148,891	\$ 169,309	\$ 110,952	\$ 66,322
<u>Projected</u>						
kWh Sales (Thousands)	6,225	6,120	5,627	5,785	5,582	5,306
ITC Revenue (without GRT)	\$ 122,819	\$ 124,189	\$ 114,185	\$ 117,391	\$ 113,271	\$ 107,671
<u>Actual vs. Projected</u>						
Over/(Under) Collection	\$ 18,727	\$ 51,837	\$ 34,706	\$ 51,918	\$ (2,319)	\$ (41,349)

(a) September through November 2006 are estimates that will be replaced with actual data by December 15, 2006.

**PPL Electric Utilities Corporation  
Intangible Transition Cost Recovery  
2006 Reconciliation  
Small Commercial and Industrial Class  
Rate Schedule GH-2**

	Jun-06 Actual	Jul-06 Actual	Aug-06 Actual	Sep-06 Estimate	Oct-06 Estimate	Nov-06 Estimate	Total
<b>Rate Schedule GH-2</b>							
<u>Actual (a)</u>							
kWh Sales (Thousands)	3,567	3,968	4,512	-	-	-	51,999
ITC Revenue Billed	\$ 73,627	\$ 83,293	\$ 96,080	\$ 125,182	\$ 120,352	\$ 118,627	\$ 1,481,183
ITC Revenue Billed (without GRT)	\$ 69,283	\$ 78,378	\$ 90,411	\$ 117,797	\$ 113,251	\$ 111,628	\$ 1,393,794
<u>Projected</u>							
kWh Sales (Thousands)	5,615	6,042	6,237	5,805	5,581	5,501	69,426
ITC Revenue (without GRT)	\$ 113,941	\$ 122,606	\$ 126,563	\$ 117,797	\$ 113,251	\$ 111,628	\$ 1,405,312
<u>Actual vs. Projected</u>							
Over/(Under) Collection	\$ (44,658)	\$ (44,228)	\$ (36,152)	- \$	- \$	- \$	(11,518)

(a) September through November 2006 are estimates that will be replaced with actual data by December 15, 2006.

**LARGE COMMERCIAL AND INDUSTRIAL**

**PPL Electric Utilities Corporation  
Intangible Transition Cost Recovery  
2006 Reconciliation  
Large Commercial and Industrial Class  
Rate Schedule LP-4**

	Dec-05 Actual	Jan-06 Actual	Feb-06 Actual	Mar-06 Actual	Apr-06 Actual	May-06 Actual
<b>Rate Schedule LP-4</b>						
<u>Actual (a)</u>						
kWh Sales (Thousands)	473,875	465,214	445,990	478,767	452,549	464,211
ITC Revenue Billed	\$ 4,194,804	\$ 3,985,803	\$ 3,752,886	\$ 3,957,731	\$ 3,769,272	\$ 3,903,727
ITC Revenue Billed (without GRT)	\$ 3,947,311	\$ 3,750,640	\$ 3,531,466	\$ 3,724,225	\$ 3,546,885	\$ 3,673,408
<u>Projected</u>						
kWh Sales (Thousands)	471,054	489,295	471,943	481,934	473,032	461,988
ITC Revenue (without GRT)	\$ 3,903,487	\$ 3,818,579	\$ 3,683,160	\$ 3,761,132	\$ 3,691,659	\$ 3,605,469
<u>Actual vs. Projected</u>						
Over/(Under) Collection	\$ 43,824	\$ (67,939)	\$ (151,694)	\$ (36,907)	\$ (144,774)	\$ 67,939

(a) September 2006 through November 2006  
are estimates that will be replaced with  
actual data by December 15, 2006.

**PPL Electric Utilities Corporation  
Intangible Transition Cost Recovery  
2006 Reconciliation  
Large Commercial and Industrial Class  
Rate Schedule LP-4**

	Jun-06 Actual	Jul-06 Actual	Aug-06 Actual	Sep-06 Estimate	Oct-06 Estimate	Nov-06 Estimate	Total
<b>Rate Schedule LP-4</b>							
<u>Actual (a)</u>							
kWh Sales (Thousands)	490,929	516,999	537,102	-	-	-	4,325,636
ITC Revenue Billed	\$ 4,123,648	\$ 4,298,209	\$ 4,465,302	\$ 4,096,416	\$ 3,962,301	\$ 3,897,097	\$ 48,407,196
ITC Revenue Billed (without GRT)	\$ 3,880,353	\$ 4,044,615	\$ 4,201,849	\$ 3,854,728	\$ 3,728,526	\$ 3,667,169	\$ 45,551,175
<u>Projected</u>							
kWh Sales (Thousands)	483,055	508,746	520,497	493,927	477,756	469,894	5,803,121
ITC Revenue (without GRT)	\$ 3,769,881	\$ 3,970,380	\$ 4,062,087	\$ 3,854,728	\$ 3,728,526	\$ 3,667,169	\$ 45,516,257
<u>Actual vs. Projected</u>							
Over/(Under) Collection	\$ 110,472	\$ 74,235	\$ 139,762	\$ -	\$ -	\$ -	\$ 34,918

(a) September 2006 through November 2006 are estimates that will be replaced with actual data by December 15, 2006.

**PPL Electric Utilities Corporation  
Intangible Transition Cost Recovery  
2006 Reconciliation  
Large Commercial and Industrial Class  
Rate Schedule IS-P**

	Dec-05 Actual	Jan-06 Actual	Feb-06 Actual	Mar-06 Actual	Apr-06 Actual	May-06 Actual
<b>Rate Schedule IS-P</b>						
<u>Actual (a)</u>						
kWh Sales (Thousands)	26,871	25,068	26,818	27,449	26,897	26,913
ITC Revenue Billed	\$ 228,168	\$ 219,300	\$ 229,971	\$ 235,269	\$ 230,997	\$ 231,373
ITC Revenue Billed (without GRT)	\$ 214,706	\$ 206,361	\$ 216,403	\$ 221,388	\$ 217,369	\$ 217,722
<u>Projected</u>						
kWh Sales (Thousands)	30,353	28,833	29,037	29,870	29,885	29,679
ITC Revenue (without GRT)	\$ 243,734	\$ 232,607	\$ 234,253	\$ 240,973	\$ 241,094	\$ 239,432
<u>Actual vs. Projected</u>						
Over/(Under) Collection	\$ (29,028)	\$ (26,246)	\$ (17,850)	\$ (19,585)	\$ (23,725)	\$ (21,710)

(a) September 2006 through November 2006 are estimates that will be replaced with actual data by December 15, 2006.

**PPL Electric Utilities Corporation  
Intangible Transition Cost Recovery  
2006 Reconciliation  
Large Commercial and Industrial Class  
Rate Schedule IS-P**

	Jun-06 Actual	Jul-06 Actual	Aug-06 Actual	Sep-06 Estimate	Oct-06 Estimate	Nov-06 Estimate	Total
<b>Rate Schedule IS-P</b>							
<u>Actual (a)</u>							
kWh Sales (Thousands)	28,060	26,026	27,733	-	-	-	241,835
ITC Revenue Billed	\$ 240,226	\$ 225,340	\$ 239,679	\$ 265,958	\$ 261,423	\$ 254,710	\$ 2,862,414
ITC Revenue Billed (without GRT)	\$ 226,053	\$ 212,044	\$ 225,538	\$ 250,267	\$ 245,999	\$ 239,682	\$ 2,693,532
<u>Projected</u>							
kWh Sales (Thousands)	30,685	31,513	31,973	31,022	30,493	29,710	363,053
ITC Revenue (without GRT)	\$ 247,548	\$ 254,228	\$ 257,939	\$ 250,267	\$ 245,999	\$ 239,682	\$ 2,927,756
<u>Actual vs. Projected</u>							
Over/(Under) Collection	\$ (21,495)	\$ (42,184)	\$ (32,401)	\$ -	\$ -	\$ -	\$ (234,224)

(a) September 2006 through November 2006 are estimates that will be replaced with actual data by December 15, 2006.

**PPL Electric Utilities Corporation  
Intangible Transition Cost Recovery  
2006 Reconciliation  
Large Commercial and Industrial Class  
Rate Schedule LP-5**

	Dec-05 Actual	Jan-06 Actual	Feb-06 Actual	Mar-06 Actual	Apr-06 Actual	May-06 Actual
<b>Rate Schedule LP-5</b>						
<u>Actual (a)</u>						
kWh Sales (Thousands)	259,061	258,266	251,968	256,660	239,292	248,688
ITC Revenue Billed	\$ 2,196,569	\$ 2,128,442	\$ 2,096,534	\$ 2,088,179	\$ 1,978,362	\$ 2,056,290
ITC Revenue Billed (without GRT)	\$ 2,066,972	\$ 2,002,864	\$ 1,972,838	\$ 1,964,977	\$ 1,861,638	\$ 1,934,969
<u>Projected</u>						
kWh Sales (Thousands)	269,817	262,798	259,985	266,121	264,684	261,676
ITC Revenue (without GRT)	\$ 2,126,448	\$ 2,054,252	\$ 2,032,263	\$ 2,080,227	\$ 2,068,995	\$ 2,045,482
<u>Actual vs. Projected</u>						
Over/(Under) Collection	\$ (59,476)	\$ (51,388)	\$ (59,425)	\$ (115,250)	\$ (207,357)	\$ (110,513)

(a) September 2006 through November 2006  
are estimates that will be replaced with  
actual data by December 15, 2006.

**PPL Electric Utilities Corporation  
Intangible Transition Cost Recovery  
2006 Reconciliation  
Large Commercial and Industrial Class  
Rate Schedule LP-5**

	Jun-06 Actual	Jul-06 Actual	Aug-06 Actual	Sep-06 Estimate	Oct-06 Estimate	Nov-06 Estimate	Total
<b>Rate Schedule LP-5</b>							
<u>Actual (a)</u>							
kWh Sales (Thousands)	257,906	262,139	265,317	-	-	-	2,299,297
ITC Revenue Billed	\$ 2,114,034	\$ 2,160,063	\$ 2,183,515	\$ 2,302,746	\$ 2,236,565	\$ 2,187,454	\$ 25,728,753
ITC Revenue Billed (without GRT)	\$ 1,989,306	\$ 2,032,620	\$ 2,054,687	\$ 2,166,885	\$ 2,104,608	\$ 2,058,395	\$ 24,210,759
<u>Projected</u>							
kWh Sales (Thousands)	272,018	283,683	288,638	277,207	269,240	263,328	3,239,195
ITC Revenue (without GRT)	\$ 2,126,323	\$ 2,217,507	\$ 2,256,239	\$ 2,166,885	\$ 2,104,608	\$ 2,058,395	\$ 25,337,624
<u>Actual vs. Projected</u>							
Over/(Under) Collection	\$ (137,017)	\$ (184,887)	\$ (201,552)	\$ -	\$ -	\$ -	\$ (1,126,865)

(a) September 2006 through November 2006  
are estimates that will be replaced with  
actual data by December 15, 2006.

**PPL Electric Utilities Corporation  
Intangible Transition Cost Recovery  
2006 Reconciliation  
Large Commercial and Industrial Class  
Rate Schedule IS-T**

	Dec-05 Actual	Jan-06 Actual	Feb-06 Actual	Mar-06 Actual	Apr-06 Actual	May-06 Actual
<b>Rate Schedule IS-T</b>						
<u>Actual (a)</u>						
kWh Sales (Thousands)	96,644	221,186	146,453	161,542	145,905	169,093
ITC Revenue Billed	\$ 799,562	\$ 1,520,528	\$ 1,060,091	\$ 1,138,743	\$ 1,042,647	\$ 1,198,403
ITC Revenue Billed (without GRT)	\$ 752,388	\$ 1,430,817	\$ 997,545	\$ 1,071,557	\$ 981,130	\$ 1,127,697
<u>Projected</u>						
kWh Sales (Thousands)	158,849	156,531	158,199	161,758	162,201	161,884
ITC Revenue (without GRT)	\$ 1,123,449	\$ 1,072,436	\$ 1,083,864	\$ 1,108,248	\$ 1,111,283	\$ 1,109,111
<u>Actual vs. Projected</u>						
Over/(Under) Collection	\$ (371,061)	\$ 358,381	\$ (86,319)	\$ (36,691)	\$ (130,153)	\$ 18,586

(a) September 2006 through November 2006 are estimates that will be replaced with actual data by December 15, 2006.

**PPL Electric Utilities Corporation  
Intangible Transition Cost Recovery  
2006 Reconciliation  
Large Commercial and Industrial Class  
Rate Schedule IS-T**

	Jun-06 Actual	Jul-06 Actual	Aug-06 Actual	Sep-06 Estimate	Oct-06 Estimate	Nov-06 Estimate	Total
<b>Rate Schedule IS-T</b>							
<u>Actual (a)</u>							
kWh Sales (Thousands)	145,766	70,796	237,260	-	-	-	1,394,645
ITC Revenue Billed	\$ 1,033,902	\$ 530,501	\$ 1,639,538	\$ 1,229,792	\$ 1,205,052	\$ 1,177,952	\$ 13,576,711
ITC Revenue Billed (without GRT)	\$ 972,902	\$ 499,202	\$ 1,542,805	\$ 1,157,234	\$ 1,133,954	\$ 1,108,453	\$ 12,775,684
<u>Projected</u>							
kWh Sales (Thousands)	166,865	171,483	173,608	168,908	165,510	161,788	1,967,584
ITC Revenue (without GRT)	\$ 1,143,237	\$ 1,174,876	\$ 1,189,435	\$ 1,157,234	\$ 1,133,954	\$ 1,108,453	\$ 13,515,580
<u>Actual vs. Projected</u>							
Over/(Under) Collection	\$ (170,335)	\$ (675,674)	\$ 353,370	\$ -	\$ -	\$ -	\$ (739,896)

(a) September 2006 through November 2006 are estimates that will be replaced with actual data by December 15, 2006.

**PPL Electric Utilities Corporation  
Intangible Transition Cost Recovery  
2006 Reconciliation  
Large Commercial and Industrial Class  
Rate Schedule LP-6**

	Dec-05 Actual	Jan-06 Actual	Feb-06 Actual	Mar-06 Actual	Apr-06 Actual	May-06 Actual
<b>Rate Schedule LP-6</b>						
<u>Actual (a)</u>						
kWh Sales (Thousands)	27,505	22,893	21,525	34,164	39,715	37,394
ITC Revenue Billed	\$ 383,168	\$ 447,634	\$ 469,795	\$ 696,979	\$ 756,186	\$ 731,083
ITC Revenue Billed (without GRT)	\$ 360,561	\$ 421,224	\$ 442,077	\$ 655,858	\$ 711,571	\$ 687,949
<u>Projected</u>						
kWh Sales (Thousands)	32,729	25,002	23,807	24,516	23,993	23,195
ITC Revenue (without GRT)	\$ 469,888	\$ 467,062	\$ 444,738	\$ 457,983	\$ 448,213	\$ 433,305
<u>Actual vs. Projected</u>						
Over/(Under) Collection	\$ (109,327)	\$ (45,838)	\$ (2,661)	\$ 197,875	\$ 263,358	\$ 254,644

(a) September 2006 through November 2006 are estimates that will be replaced with actual data by December 15, 2006.

**PPL Electric Utilities Corporation  
Intangible Transition Cost Recovery  
2006 Reconciliation  
Large Commercial and Industrial Class  
Rate Schedule LP-6**

	Jun-06 Actual	Jul-06 Actual	Aug-06 Actual	Sep-06 Estimate	Oct-06 Estimate	Nov-06 Estimate	Total
<b>Rate Schedule LP-6</b>							
<u>Actual (a)</u>							
kWh Sales (Thousands)	37,635	41,397	39,655	-	-	-	301,883
ITC Revenue Billed	\$ 757,070	\$ 805,983	\$ 789,937	\$ 493,805	\$ 480,147	\$ 470,717	\$ 7,282,504
ITC Revenue Billed (without GRT)	\$ 712,403	\$ 758,430	\$ 743,331	\$ 464,671	\$ 451,818	\$ 442,945	\$ 6,852,838
<u>Projected</u>							
kWh Sales (Thousands)	24,309	25,625	26,274	24,874	24,186	23,711	302,221
ITC Revenue (without GRT)	\$ 454,116	\$ 478,700	\$ 490,824	\$ 464,671	\$ 451,818	\$ 442,945	\$ 5,504,263
<u>Actual vs. Projected</u>							
Over/(Under) Collection	\$ 258,287	\$ 279,730	\$ 252,507	\$ -	\$ -	\$ -	\$ 1,348,575

(a) September 2006 through November 2006 are estimates that will be replaced with actual data by December 15, 2006.

**PPL Electric Utilities Corporation  
Intangible Transition Cost Recovery  
2006 Reconciliation  
Large Commercial and Industrial Class  
Rate Schedule LPEP**

	Dec-05 Actual	Jan-06 Actual	Feb-06 Actual	Mar-06 Actual	Apr-06 Actual	May-06 Actual
<b>Rate Schedule LPEP</b>						
<u>Actual (a)</u>						
kWh Sales (Thousands)	1,688	1,482	5,293	5,021	4,169	4,204
ITC Revenue Billed	\$ 61,237	\$ 58,626	\$ 134,333	\$ 131,205	\$ 108,973	\$ 108,401
ITC Revenue Billed (without GRT)	\$ 57,624	\$ 55,167	\$ 126,408	\$ 123,464	\$ 102,544	\$ 102,005
<u>Projected</u>						
kWh Sales (Thousands)	6,000	6,000	6,000	6,000	6,000	6,000
ITC Revenue (without GRT)	\$ 133,164	\$ 130,246	\$ 130,246	\$ 130,246	\$ 130,246	\$ 130,246
<u>Actual vs. Projected</u>						
Over/(Under) Collection	\$ (75,540)	\$ (75,079)	\$ (3,838)	\$ (6,782)	\$ (27,702)	\$ (28,241)

(a) September 2006 through November 2006 are estimates that will be replaced with actual data by December 15, 2006.

**PPL Electric Utilities Corporation  
Intangible Transition Cost Recovery  
2006 Reconciliation  
Large Commercial and Industrial Class  
Rate Schedule LPEP**

	Jun-06 Actual	Jul-06 Actual	Aug-06 Actual	Sep-06 Estimate	Oct-06 Estimate	Nov-06 Estimate	Total
<b>Rate Schedule LPEP</b>							
<u>Actual (a)</u>							
kWh Sales (Thousands)	4,325	5,933	4,405	-	-	-	36,520
ITC Revenue Billed	\$ 110,420	\$ 159,754	\$ 129,040	\$ 138,412	\$ 138,412	\$ 138,412	\$ 1,417,225
ITC Revenue Billed (without GRT)	\$ 103,905	\$ 150,328	\$ 121,427	\$ 130,246	\$ 130,246	\$ 130,246	\$ 1,333,610
<u>Projected</u>							
kWh Sales (Thousands)	6,000	6,000	6,000	6,000	6,000	6,000	72,000
ITC Revenue (without GRT)	\$ 130,246	\$ 130,246	\$ 130,246	\$ 130,246	\$ 130,246	\$ 130,246	\$ 1,565,870
<u>Actual vs. Projected</u>							
Over/(Under) Collection	\$ (26,341)	\$ 20,082	\$ (8,819)	\$ -	\$ -	\$ -	\$ (232,260)

(a) September 2006 through November 2006 are estimates that will be replaced with actual data by December 15, 2006.

**PPL Electric Utilities Corporation  
Intangible Transition Cost Recovery  
2006 Reconciliation  
Large Commercial and Industrial Class  
Rate Schedule ISM**

	Dec-05 Actual	Jan-06 Actual	Feb-06 Actual	Mar-06 Actual	Apr-06 Actual	May-06 Actual
<b>Rate Schedule ISM</b>						
<u>Actual (a)</u>						
kWh Sales (Thousands)	33,765	38,356	36,572	40,835	33,806	37,900
ITC Revenue Billed	\$ 410,464	\$ 153,841	\$ 191,938	\$ 225,808	\$ 186,070	\$ 209,166
ITC Revenue Billed (without GRT)	\$ 386,246	\$ 144,765	\$ 180,614	\$ 212,486	\$ 175,092	\$ 196,826
<u>Projected</u>						
kWh Sales (Thousands)	20,786	34,090	34,090	34,090	34,090	34,090
ITC Revenue (without GRT)	\$ 205,037	\$ 199,231	\$ 199,231	\$ 199,231	\$ 199,231	\$ 199,231
<u>Actual vs. Projected</u>						
Over/(Under) Collection	\$ 181,209	\$ (54,466)	\$ (18,617)	\$ 13,255	\$ (24,139)	\$ (2,405)

(a) September 2006 through November 2006 are estimates that will be replaced with actual data by December 15, 2006.

**PPL Electric Utilities Corporation  
Intangible Transition Cost Recovery  
2006 Reconciliation  
Large Commercial and Industrial Class  
Rate Schedule ISM**

	Jun-06 Actual	Jul-06 Actual	Aug-06 Actual	Sep-06 Estimate	Oct-06 Estimate	Nov-06 Estimate	Total
<b>Rate Schedule ISM</b>							
<u>Actual (a)</u>							
kWh Sales (Thousands)	37,707	35,432	26,351	-	-	-	320,724
ITC Revenue Billed	\$ 154,480	\$ 186,115	\$ 96,633	\$ 211,723	\$ 211,723	\$ 211,723	\$ 2,449,684
ITC Revenue Billed (without GRT)	\$ 145,366	\$ 175,134	\$ 90,931	\$ 199,231	\$ 199,231	\$ 199,231	\$ 2,305,153
<u>Projected</u>							
kWh Sales (Thousands)	34,090	34,090	34,090	34,090	34,090	34,090	395,776
ITC Revenue (without GRT)	\$ 199,231	\$ 199,231	\$ 199,231	\$ 199,231	\$ 199,231	\$ 199,231	\$ 2,396,578
<u>Actual vs. Projected</u>							
Over/(Under) Collection	\$ (53,865)	\$ (24,097)	\$ (108,300)	- \$	- \$	- \$	(91,425)

(a) September 2006 through November 2006  
are estimates that will be replaced with  
actual data by December 15, 2006.

**PPL Electric Utilities Corporation  
Intangible Transition Cost Recovery  
2006 Reconciliation  
Large Commercial and Industrial Class  
Rate Schedule Standby**

	Dec-05 Actual	Jan-06 Actual	Feb-06 Actual	Mar-06 Actual	Apr-06 Actual	May-06 Actual
<b>Rate Schedule Standby</b>						
<u>Actual (a)</u>						
kWh Sales (Thousands)	1,478	981	16	108	143	296
ITC Revenue Billed	\$ 48,596	\$ 30,043	\$ 724	\$ 4,491	\$ 4,817	\$ 9,432
ITC Revenue Billed (without GRT)	\$ 45,729	\$ 28,270	\$ 681	\$ 4,226	\$ 4,533	\$ 8,875
<u>Projected</u>						
kWh Sales (Thousands)	682	760	695	714	687	651
ITC Revenue (without GRT)	\$ 21,481	\$ 21,671	\$ 19,817	\$ 20,359	\$ 19,589	\$ 18,563
<u>Actual vs. Projected</u>						
Over/(Under) Collection	\$ 24,248	\$ 6,599	\$ (19,136)	\$ (16,133)	\$ (15,056)	\$ (9,688)

(a) September 2006 through November 2006 are estimates that will be replaced with actual data by December 15, 2006.

**PPL Electric Utilities Corporation  
Intangible Transition Cost Recovery  
2006 Reconciliation  
Large Commercial and Industrial Class  
Rate Schedule Standby**

	Jun-06 Actual	Jul-06 Actual	Aug-06 Actual	Sep-06 Estimate	Oct-06 Estimate	Nov-06 Estimate	Total
<b>Rate Schedule Standby</b>							
<u>Actual (a)</u>							
kWh Sales (Thousands)	307	33	741	-	-	-	4,103
ITC Revenue Billed	\$ 10,887	\$ 1,809	\$ 23,731	\$ 21,666	\$ 20,787	\$ 20,514	\$ 197,497
ITC Revenue Billed (without GRT)	\$ 10,244	\$ 1,703	\$ 22,331	\$ 20,388	\$ 19,561	\$ 19,304	\$ 185,845
<u>Projected</u>							
kWh Sales (Thousands)	691	746	770	715	686	677	8,474
ITC Revenue (without GRT)	\$ 19,703	\$ 21,272	\$ 21,956	\$ 20,388	\$ 19,561	\$ 19,304	\$ 243,664
<u>Actual vs. Projected</u>							
Over/(Under) Collection	\$ (9,459)	\$ (19,569)	\$ 375	\$ -	\$ -	\$ -	\$ (57,819)

(a) September 2006 through November 2006 are estimates that will be replaced with actual data by December 15, 2006.

**RECEIVED**

SEP 29 2006

PA PUBLIC UTILITY COMMISSION  
SECRETARY'S BUREAU

**ATTACHMENT 4**

## Summary of Changes Reflected in Current Year 2007 Sales Forecast

The Year 2007 sales forecast, which is dated October 2006, reflects PPL Electric Utilities Corporation's ("PPL Electric") most recent projection of retail customer sales for the 12 months ending December 31, 2007. The sales forecast has been reviewed for internal consistency and will form the basis for PPL Electric's operating budget for the Year 2007. It reflects an additional 7 years of sales experience not contained in the Year 2007 sales forecast dated December 1999 and used in PPL Electric's compliance filing at Docket No. R-00994875.

The current Year 2007 sales forecast for the Residential Class is higher by 8.8% from the prior forecast. The increase in air conditioning use, the increase in appliances, such as computers, and an increase in the average size of new homes account for most of this change. The impact of these factors has increased the projected Year 2007 sales forecast for the Residential Class by approximately 1.141 billion kWh.

The current Year 2007 sales forecast for the Small Commercial and Industrial Class is approximately 669 million kWh lower than the previous sales forecast.

The current Year 2007 sales forecast for the Large Commercial and Industrial Class has decreased by approximately 233 million kWh.

The changes in the Year 2007 sales projections for all three Customer Classes yield a net increase in total retail customer sales of approximately 239 million kWh.

## PPL Electric Utilities Corporation

MWH Sales Forecast for the Application Period  
January 1, 2007 through December 31, 2007

Rate Class	January	February	March	April	May	June	July	August	September	October	November	December	Total
Residential	1,627,151	1,438,521	1,406,391	1,148,502	911,856	938,317	1,113,135	1,167,809	1,102,607	958,142	1,031,778	1,329,384	14,173,593
Small Commercial and Industrial	986,353	907,722	941,343	892,908	869,006	906,346	969,261	966,724	967,940	865,808	882,372	951,052	11,106,835
Large Commercial and Industrial	1,021,412	996,399	1,021,110	998,847	994,245	1,024,838	1,068,181	1,066,711	1,064,632	991,388	993,702	1,014,086	12,255,551
Total	3,634,916	3,342,642	3,368,844	3,040,257	2,775,107	2,869,501	3,150,577	3,201,244	3,135,179	2,815,338	2,907,852	3,294,522	37,535,979

**PPL Electric Utilities Corporation**  
**MWH Sales Forecast for the Application Period**  
 January 1, 2007 through December 31, 2007

Rate Schedule	January	February	March	April	May	June	July	August	September	October	November	December	Total
RS	1,574,198	1,390,417	1,361,148	1,113,795	888,131	916,546	1,089,555	1,143,647	1,076,699	934,477	1,003,269	1,289,096	13,782,978
RTS	52,311	47,526	44,693	34,275	23,414	21,473	23,245	23,815	23,571	23,348	28,143	39,788	385,602
RTD	642	578	550	432	311	298	335	347	337	317	366	500	5,013
GS-1	174,868	159,620	165,697	156,213	151,531	158,612	170,579	170,066	170,114	150,501	154,029	167,890	1,949,520
GS-3	768,012	709,296	735,970	699,414	681,570	711,540	760,708	758,427	758,815	678,032	690,283	741,851	8,693,918
LP-4	499,113	478,379	491,445	475,312	470,466	487,497	512,977	512,113	511,053	467,864	472,045	490,395	5,868,659
ISP	27,731	27,788	28,559	28,295	28,395	29,078	29,820	29,707	29,903	28,343	28,195	28,007	343,821
LP-5	262,368	258,284	264,794	260,628	260,259	268,512	280,008	279,869	278,468	260,091	259,291	261,991	3,194,563
IST	159,295	160,383	163,661	162,963	163,860	167,488	171,702	171,503	171,440	163,947	162,800	161,235	1,980,277
LP-6	30,813	29,528	30,591	29,622	29,255	30,228	31,597	31,444	31,693	29,136	29,352	30,391	363,650
LPEP	6,000	6,000	6,000	6,000	6,000	6,000	6,000	6,000	6,000	6,000	6,000	6,000	72,000
ISM	35,500	35,500	35,500	35,500	35,500	35,500	35,500	35,500	35,500	35,500	35,500	35,500	426,000
IS-1	130	118	123	116	112	118	127	126	126	112	114	125	1,447
BL	539	539	539	539	539	539	539	539	539	539	539	539	6,468
SA	2,391	2,194	2,034	1,814	1,639	1,516	1,484	1,567	1,774	2,012	2,109	2,344	22,878
SM	627	508	502	461	435	385	370	388	423	506	516	578	5,699
SHS	5,330	4,326	4,263	3,920	3,699	3,269	3,152	3,302	3,594	4,313	4,402	4,926	48,496
SE	3,942	3,160	3,135	2,891	2,737	2,411	2,322	2,430	2,634	3,179	3,234	3,624	35,899
TS	37	29	29	27	26	22	22	23	25	30	30	34	334
SI-1	9	8	7	7	7	6	6	6	6	8	8	9	87
GH-1	24,712	22,672	23,578	22,341	21,705	22,688	24,317	24,234	24,269	21,596	22,021	23,804	277,937
GH-2	5,756	5,252	5,466	5,165	5,006	5,240	5,635	5,615	5,621	4,980	5,087	5,528	64,352
Standby	592	537	560	527	510	535	577	575	575	507	519	567	6,581
<b>TOTAL</b>	<b>3,634,916</b>	<b>3,342,642</b>	<b>3,368,844</b>	<b>3,040,257</b>	<b>2,775,107</b>	<b>2,869,501</b>	<b>3,150,577</b>	<b>3,201,244</b>	<b>3,135,179</b>	<b>2,815,338</b>	<b>2,907,852</b>	<b>3,294,522</b>	<b>37,535,979</b>

**PPL Electric Utilities Corporation**

**MWH Sales Forecast for the Application Period  
January 1, 2007 through December 31, 2007**

<b>Rate Class</b>	<b>January</b>	<b>February</b>	<b>March</b>	<b>April</b>	<b>May</b>	<b>June</b>	<b>July</b>	<b>August</b>	<b>September</b>	<b>October</b>	<b>November</b>	<b>December</b>	<b>Total</b>
<b>Residential</b>	1,498,624	1,325,281	1,295,144	1,056,983	838,045	861,572	1,021,418	1,071,414	1,011,923	880,206	948,759	1,223,486	13,032,856
<b>Small Commercial and Industrial</b>	1,045,829	962,529	998,072	946,740	921,362	960,808	1,027,363	1,024,718	1,026,137	918,215	935,749	1,008,494	11,776,015
<b>Large Commercial and Industrial</b>	1,037,751	1,015,163	1,039,995	1,019,053	1,015,180	1,045,248	1,087,256	1,085,671	1,084,093	1,012,598	1,014,116	1,032,066	12,488,191
<b>Total</b>	3,582,204	3,302,973	3,333,211	3,022,775	2,774,587	2,867,628	3,136,038	3,181,804	3,122,152	2,811,019	2,898,625	3,264,046	37,297,061

## PPL Electric Utilities Corporation

### MWH Sales Forecast for the Application Period

January 1, 2007 through December 31, 2007

Rate Schedule	January	February	March	April	May	June	July	August	September	October	November	December	Total
RS	1,434,502	1,267,030	1,240,358	1,014,955	809,317	835,211	992,867	1,042,158	982,974	851,550	914,238	1,174,700	12,559,860
RTS	63,375	57,578	54,146	41,524	28,366	28,015	28,161	28,852	28,556	28,286	34,095	48,203	467,157
RTD	748	673	641	503	362	347	390	404	393	369	426	582	5,840
GS-1	167,110	152,538	158,346	149,282	144,808	151,575	163,011	162,521	162,567	143,824	147,195	160,250	1,863,026
GS-3	820,066	757,371	785,852	746,819	727,765	759,767	812,267	809,832	810,246	723,988	737,069	792,132	9,263,173
LP-4	430,466	412,584	423,853	409,939	405,759	420,448	442,423	441,678	440,764	403,515	407,121	422,947	5,061,496
ISP	40,972	41,056	42,195	41,805	41,953	42,962	44,058	43,891	44,181	41,876	41,657	41,380	507,987
LP-5	246,507	242,670	248,787	244,873	244,526	252,280	263,081	262,951	261,634	244,368	243,617	246,153	3,001,447
IST	211,957	213,404	217,766	216,837	218,031	222,858	228,465	228,201	228,117	218,147	216,620	214,538	2,634,942
LP-6	55,252	52,948	54,854	53,116	52,458	54,203	56,658	56,383	56,830	52,245	52,632	54,495	652,072
LPEP	5,666	5,666	5,666	5,666	5,666	5,666	5,666	5,666	5,666	5,666	5,666	5,666	67,985
ISM	45,891	45,891	45,891	45,891	45,891	45,891	45,891	45,891	45,891	45,891	45,891	45,891	550,689
IS-1	518	470	490	462	446	470	508	502	502	446	454	498	5,787
BL	396	396	396	396	396	396	396	396	396	396	396	396	4,751
SA	3,510	3,220	2,986	2,663	2,406	2,225	2,178	2,300	2,604	2,953	3,096	3,441	33,581
SM	988	784	775	712	672	594	571	599	653	781	797	892	8,799
SHS	8,453	6,860	6,761	6,217	5,866	5,184	4,999	5,237	5,700	6,840	6,981	7,812	76,908
SE	1,477	1,184	1,174	1,083	1,025	903	870	910	987	1,191	1,211	1,357	13,372
TS	70	55	55	51	49	42	42	43	47	57	57	64	631
SI-1	24	22	19	19	19	16	16	16	16	22	22	24	236
GH-1	35,438	32,513	33,812	32,038	31,126	32,536	34,872	34,753	34,803	30,970	31,579	34,136	398,578
GH-2	7,799	7,116	7,406	6,998	6,783	7,100	7,635	7,609	7,616	6,747	6,892	7,490	87,191
Standby	1,041	944	985	927	897	941	1,015	1,011	1,011	892	913	997	11,572
<b>TOTAL</b>	<b>3,582,204</b>	<b>3,302,973</b>	<b>3,333,211</b>	<b>3,022,775</b>	<b>2,774,587</b>	<b>2,867,628</b>	<b>3,136,038</b>	<b>3,181,804</b>	<b>3,122,152</b>	<b>2,811,019</b>	<b>2,898,625</b>	<b>3,264,046</b>	<b>37,297,061</b>

RECEIVED

SEP 29 2006

PA PUBLIC UTILITY COMMISSION  
SECRETARY'S BUREAU

ATTACHMENT 5

**Collections Curve**  
**For the Application Period**  
**January 1, 2007 Through December 31, 2007**

The collections curve that will be applied to retail customer ITC billings during 2007 reflects current customer payment patterns. The collections curve represents the estimated pattern of customers' monthly payments prior to any write-offs for uncollectible amounts. For residential customers, the estimated pattern of monthly payments to be used for 2007 ITC billings is as follows:

Month 1	—	43.81%
Month 2	—	44.94
Month 3	—	4.71
Month 4	—	1.92
Month 5	—	0.97
Month 6	—	0.60
Month 7	—	<u>0.40</u>
Subtotal		97.35
Write-Offs		<u>2.65</u>
Total		<u>100.00%</u>

For non-residential customers, the estimated pattern of monthly payments to be used for 2007 ITC billings is as follows:

Month 1	—	45.81%
Month 2	—	44.41
Month 3	—	4.78
Month 4	—	2.26
Month 5	—	1.15
Month 6	—	0.73
Month 7	—	<u>0.41</u>
Subtotal		99.55
Write-Offs		<u>0.45</u>
Total		<u>100.00%</u>

RECEIVED

SEP 29 2006

PA PUBLIC UTILITY COMMISSION  
REGULATORY BUREAU

**ATTACHMENT 6**

NOTICE

On September 29, 2006, PPL Electric Utilities Corporation ("PPL Electric") submitted its annual Intangible Transition Charge Reconciliation Filing to the Pennsylvania Public Utility Commission ("PUC"). The Customer Choice Act and orders issued by the PUC to implement that Act provide for annual reconciliation of PPL Electric's Intangible Transition Charges ("ITCs"). This reconciliation filing is subject to review and approval by the PUC. Any under-collection or over-collection of ITCs during 2006 will be reflected in the ITCs for calendar year 2007, which will become effective on January 1, 2007.

Copies of the reconciliation filing are available upon request from PPL Electric by writing to: PPL Electric Utilities Corporation, Office of General Counsel, Two North Ninth Street, Allentown, PA 18101, or by calling 1-800-342-5775.

You may intervene in any formal PUC proceeding by filing a petition to intervene with the Pennsylvania Public Utility Commission, Commonwealth Keystone Building, 400 North Street, P.O. Box 3265, Harrisburg, Pennsylvania 17105-3265. Interventions must be received no later than twenty (20) days from publication of this Notice. Include on any correspondence or petition to intervene the docket number for the proceeding which is \_\_\_\_\_.

BEFORE THE  
PENNSYLVANIA PUBLIC UTILITY COMMISSION

PPL Electric Utilities Corporation  
2006 Intangible Transition Charge  
Reconciliation Filing

:  
:  
:

Docket No. R- 00061832

RECEIVED

SEP 29 2006

CERTIFICATION OF SERVICE

PA PUBLIC UTILITY COMMISSION  
SECRETARY'S BUREAU

I hereby certify that I have this day served a true copy of the foregoing documents upon the participant(s), listed below, in accordance with the requirements of §1.54 (relating to service by a participant):

Via Federal Express

Active Participants in 2005 ITC Reconciliation (Letter and Enclosures):

J. Edward Simms, Esquire  
Office Of Trial Staff  
Pennsylvania Public Utility Commission  
Commonwealth Keystone Building  
400 North Street, 3rd Floor West  
Harrisburg, PA 17120

William R. Lloyd, Esquire  
Office Of Small Business Advocate  
Suite 1102, Commerce Building  
300 North Second Street  
Harrisburg, PA 17101

David M. Kleppinger, Esquire  
McNees, Wallace & Nurick  
100 Pine Street  
Harrisburg, PA 17108  
*for PPLICA*

James A. Mullins, Esquire  
Assistant Consumer Advocate  
Office Of Consumer Advocate  
555 Walnut Street  
5<sup>th</sup> Flr Forum Place  
Harrisburg, PA 17101-1923

Paul E. Russell  
Associate General Counsel

**PPL**  
Two North Ninth Street  
Allentown, PA 18101-1179  
Tel. 610.774.4254 Fax 610.774.6726  
perussell@pplweb.com



**FEDERAL EXPRESS**

October 13, 2006

DOCUMENT  
FOLDER

RECEIVED

OCT 13 2006

James J. McNulty, Esquire  
Secretary  
Pennsylvania Public Utility Commission  
Commonwealth Keystone Building  
400 North Street  
Harrisburg, Pennsylvania 17120

PA PUBLIC UTILITY COMMISSION  
SECRETARY'S BUREAU

**Re: PPL Electric Utilities Corporation  
2006 Intangible Transition Charge  
Reconciliation Filing  
Docket No. R-00061832**

---

Dear Mr. McNulty:

Enclosed for filing on behalf of PPL Electric Utilities Corporation ("PPL Electric") are eight (8) copies of PPL Electric's 2006 Intangible Transition Charge Reconciliation Filing. This filing sets forth over/under collections for the period ended September 30, as well as an estimate of over/under collections for the two months ending November 30, 2006.

PPL Electric is submitting this reconciliation filing pursuant to the procedures established by the Public Utility Commission ("PUC") in its Supplemental Qualified Rate Order, entered on May 21, 1999, at Docket No. R-00994637, and the associated provisions in PPL Electric's Tariff - Electric Pa. P.U.C. No. 201.

Attached is a certificate of service evidencing service of this cover letter (with enclosures) upon all active participants in PPL Electric's 2005 Intangible Transition Charge Reconciliation Filing.

Pursuant to 52 Pa. Code § 1.11, the enclosed document is to be deemed filed on October 13, 2006, which is the date it was deposited with an overnight express delivery service as shown on the delivery receipt attached to the mailing envelope.

134

In addition, please date and time-stamp the enclosed extra copy of this letter and return it to me in the envelope provided.

If you have any questions regarding the enclosed document, please call me or Joseph M. Kleha, PPL Electric's Manager-Regulatory Projects at (610) 774-4486.

Very truly yours,

A handwritten signature in black ink, appearing to read "Paul E. Russell". The signature is written in a cursive, flowing style with a large initial "P".

Paul E. Russell

Enclosures

cc: Certificate of Service  
Mr. Thomas Sheets  
Mr. Dennis P. Dougherty  
Mr. Richard E. Wallace  
Mr. Robert A. Rosenthal  
Mr. Robert F. Wilson

ORIGINAL

DOCUMENT  
FOLDER

RECEIVED

OCT 13 2006

PA PUBLIC UTILITY COMMISSION  
SECRETARY'S BUREAU

PPL ELECTRIC UTILITIES CORPORATION

2006 INTANGIBLE TRANSITION  
CHARGE RECONCILIATION FILING

Docket No. R-00061832

DOCKETED

OCT 18 2006

October 13, 2006

**PPL Electric Utilities Corporation  
2006 Intangible Transition Charge  
Reconciliation Filing Attachments**

**Attachment**

**Description**

- Introduction
- 1 Computation of ITC Reconciliation Adjustment Ratio and Adjusted Year 2007 ITC Revenues by Rate Class
  - 2 2006 ITC Reconciliation Calculation by Rate Class
  - 3 2006 ITC Reconciliation Calculation Detail by Month

**RECEIVED**

OCT 13 2006

PA PUBLIC UTILITY COMMISSION  
SECRETARY'S BUREAU

**ATTACHMENT 1**

PPL Electric Utilities Corporation  
 Computation of ITC Reconciliation Adjustment Factor Ratio and  
 Adjusted ITC Revenues for the  
 Application Period January 1, 2007 through December 31, 2007

**Residential Class**

	(A)	(B) (A)*.941	(C)	(E) (C)/(B)	(F) (B)*(1-(E))	(G) (F)*1.062699
Rate Schedule	Projected Application Period ITC Revenues Including GRT 1/	Projected Application Period ITC Revenues Excluding GRT	2006 Rate Class Over/(Under) Collection	Over/(Under) Collection Adjustment Factor Ratio	Adjusted Application Period ITC Revenues Excluding GRT	Adjusted Application Period ITC Revenues Including GRT
RS	\$ 132,456,288	\$ 124,641,367			\$ 125,376,217	\$ 133,237,180
RTS	\$ 3,094,186	2,911,629			2,928,795	3,112,428
RTD	\$ 61,588	57,954			58,296	61,951
<b>TOTAL</b>	<b>\$ 135,612,062</b>	<b>\$ 127,610,950</b>	<b>\$ (752,358)</b>	<b>(0.005896)</b>	<b>\$ 128,363,308</b>	<b>\$ 136,411,559</b>

1/Per PPL Electric's December 1, 1999 revised ITC revenue requirements filing at Docket No. R-00994637

PPL Electric Utilities Corporation  
 Computation of ITC Reconciliation Adjustment Factor Ratio and  
 Adjusted ITC Revenues for the  
 Application Period January 1, 2007 through December 31, 2007

**Small Commercial and Industrial Class**

	(A)	(B) (A)*.941	(C)	(E) (C)/(B)	(F) (B)*(1-(E))	(G) (F)*1.062699
Rate Schedule	Projected Application Period ITC Revenues Including GRT 1/	Projected Application Period ITC Revenues Excluding GRT	2006 Rate Class Over/(Under) Collection	Over/(Under) Collection Adjustment Factor Ratio	Adjusted Application Period ITC Revenues Excluding GRT	Adjusted Application Period ITC Revenues Including GRT
GS-1	\$ 23,972,438	\$ 22,558,064			\$ 22,689,160	\$ 24,111,748
GS-3	\$ 90,895,078	\$ 85,532,268			86,029,339	91,423,293
IS-1	\$ 56,717	\$ 53,371			53,681	57,047
BL	\$ 61,145	\$ 57,537			57,871	61,499
SA	\$ 262,335	\$ 246,857			248,292	263,860
SM	\$ 68,679	\$ 64,627			65,003	69,079
SHS	\$ 600,170	\$ 564,760			568,042	603,658
SE	\$ 105,080	\$ 98,880			99,455	105,691
TS	\$ 4,929	\$ 4,638			4,665	4,957
SI-1	\$ 1,846	\$ 1,737			1,747	1,857
GH-1	\$ 6,526,506	\$ 6,141,442			6,177,133	6,564,433
GH-2	\$ 1,427,060	\$ 1,342,863			1,350,667	1,435,352
<b>TOTAL</b>	<b>\$ 123,981,983</b>	<b>\$ 116,667,044</b>	<b>\$ (678,011)</b>	<b>(0.005812)</b>	<b>\$ 117,345,055</b>	<b>\$ 124,702,474</b>

1/Per PPL Electric's December 1, 1999 revised ITC revenue requirements filing at Docket No. R-00994637

PPL Electric Utilities Corporation  
 Computation of ITC Reconciliation Adjustment Factor Ratio and  
 Adjusted ITC Revenues for the  
 Application Period January 1, 2007 through December 31, 2007

**Large Commercial and Industrial Class**

	(A)	(B) (A)*.941	(C)	(E) (C)/(B)	(F) (B)*(1-(E))	(G) (F)*1.062699
Rate Schedule	Projected Application Period ITC Revenues Including GRT 1/	Projected Application Period ITC Revenues Excluding GRT	2006 Rate Class Over/(Under) Collection	Over/(Under) Collection Adjustment Factor Ratio	Adjusted Application Period ITC Revenues Excluding GRT	Adjusted Application Period ITC Revenues Including GRT
LP-4	\$ 47,016,379	\$ 44,242,413			\$ 44,580,730	\$ 47,375,897
IS-P	\$ 3,024,507	\$ 2,846,061			2,867,824	3,047,634
LP-5	\$ 26,178,833	\$ 24,634,282			24,822,658	26,379,014
IS-T	\$ 13,959,768	\$ 13,136,142			13,236,592	14,066,513
LP-6	\$ 5,689,479	\$ 5,353,800			5,394,740	5,732,985
LPEP	\$ 1,619,143	\$ 1,523,614			1,535,265	1,631,525
ISM	\$ 2,474,698	\$ 2,328,691			2,346,498	2,493,621
Standby	\$ 251,863	\$ 237,003			238,815	253,788
<b>TOTAL</b>	<b>\$ 100,214,670</b>	<b>\$ 94,302,006</b>	<b>\$ (721,116)</b>	<b>(0.007647)</b>	<b>\$ 95,023,122</b>	<b>\$ 100,980,977</b>

1/Per PPL Electric's December 1, 1999 revised ITC revenue requirements filing at Docket No. R-00994637

**RECEIVED**

OCT 10 2006

PA PUBLIC UTILITY COMMISSION  
SECRETARY'S BUREAU

**ATTACHMENT 2**

**PPL Electric Utilities Corporation**  
**Intangible Transition Cost Recovery**  
**2006 Reconciliation**

	Dec-05	Jan-06	Feb-06	Mar-06	Apr-06	May-06
	Actual	Actual	Actual	Actual	Actual	Actual
<b>Residential Class</b>						
<u>Actual (a)</u>						
ITC Revenue Billed	\$ 12,847,030	\$ 14,900,895	\$ 12,604,868	\$ 13,676,584	\$ 10,733,486	\$ 8,582,428
ITC Revenue Billed (without GRT)	\$ 12,089,055	\$ 14,021,742	\$ 11,861,181	\$ 12,869,666	\$ 10,100,210	\$ 8,076,064
<u>Projected</u>						
ITC Revenue (without GRT)	\$ 12,413,333	\$ 14,463,145	\$ 13,520,683	\$ 12,772,176	\$ 10,746,838	\$ 8,604,486
<u>Actual vs. Projected</u>						
Over/(Under) Collection	\$ (324,278)	\$ (441,403)	\$ (1,659,502)	\$ 97,490	\$ (646,628)	\$ (528,422)
<b>Small Commercial and Industrial Class</b>						
<u>Actual (a)</u>						
ITC Revenue Billed	\$ 11,035,135	\$ 11,344,328	\$ 10,269,464	\$ 11,058,086	\$ 10,044,158	\$ 9,727,230
ITC Revenue Billed (without GRT)	\$ 10,384,062	\$ 10,675,013	\$ 9,863,566	\$ 10,405,657	\$ 9,451,553	\$ 9,153,324
<u>Projected</u>						
ITC Revenue (without GRT)	\$ 10,649,497	\$ 10,707,466	\$ 9,928,847	\$ 10,186,396	\$ 9,847,817	\$ 9,412,470
<u>Actual vs. Projected</u>						
Over/(Under) Collection	\$ (265,435)	\$ (32,453)	\$ (265,281)	\$ 219,261	\$ (396,264)	\$ (259,146)
<b>Large Commercial and Industrial Class</b>						
<u>Actual (a)</u>						
ITC Revenue Billed	\$ 8,322,568	\$ 8,544,217	\$ 7,936,272	\$ 8,478,405	\$ 8,077,324	\$ 8,447,875
ITC Revenue Billed (without GRT)	\$ 7,831,537	\$ 8,040,108	\$ 7,468,032	\$ 7,978,181	\$ 7,600,762	\$ 7,949,451
<u>Projected</u>						
ITC Revenue (without GRT)	\$ 8,226,688	\$ 7,996,084	\$ 7,827,572	\$ 7,998,399	\$ 7,910,310	\$ 7,780,839
<u>Actual vs. Projected</u>						
Over/(Under) Collection	\$ (395,151)	\$ 44,024	\$ (359,540)	\$ (20,218)	\$ (309,548)	\$ 168,612
<b>TOTAL</b>						
<u>Actual (a)</u>						
ITC Revenue Billed	\$ 32,204,733	\$ 34,789,440	\$ 30,810,604	\$ 33,213,075	\$ 28,854,968	\$ 26,757,533
ITC Revenue Billed (without GRT)	\$ 30,304,654	\$ 32,736,863	\$ 28,992,779	\$ 31,253,504	\$ 27,152,525	\$ 25,178,839
<u>Projected</u>						
ITC Revenue (without GRT)	\$ 31,289,518	\$ 33,166,695	\$ 31,277,102	\$ 30,956,971	\$ 28,504,965	\$ 25,797,795
<u>Actual vs. Projected</u>						
Over/(Under) Collection	\$ (984,864)	\$ (429,832)	\$ (2,284,323)	\$ 296,533	\$ (1,352,440)	\$ (618,956)

(a) October 2006 through November 2006 are estimates that will be replaced with actual data by December 15, 2006.

**PPL Electric Utilities Corporation  
Intangible Transition Cost Recovery  
2006 Reconciliation**

	Jun-06 Actual	Jul-06 Actual	Aug-06 Actual	Sep-06 Actual	Oct-06 Estimate	Nov-06 Estimate	Total
<b>Residential Class</b>							
<u>Actual (a)</u>							
ITC Revenue Billed	\$ 9,261,745	\$ 11,285,767	\$ 12,828,614	\$ 10,841,520	\$ 9,286,818	\$ 10,674,993	\$ 137,524,748
ITC Revenue Billed (without GRT)	\$ 8,715,302	\$ 10,619,906	\$ 12,071,726	\$ 10,201,870	\$ 8,738,898	\$ 10,045,171	\$ 129,410,791
<u>Projected</u>							
ITC Revenue (without GRT)	\$ 8,681,768	\$ 10,210,127	\$ 10,701,125	\$ 9,265,399	\$ 8,738,898	\$ 10,045,171	\$ 130,163,149
<u>Actual vs. Projected</u>							
Over/(Under) Collection	\$ 33,534	\$ 409,779	\$ 1,370,601	\$ 936,471	\$ -	\$ -	\$ (752,358)
<b>Small Commercial and Industrial Class</b>							
<u>Actual (a)</u>							
ITC Revenue Billed	\$ 10,412,028	\$ 11,075,126	\$ 11,715,203	\$ 11,523,117	\$ 10,501,532	\$ 10,355,708	\$ 129,061,115
ITC Revenue Billed (without GRT)	\$ 9,797,718	\$ 10,421,693	\$ 11,024,007	\$ 10,843,254	\$ 9,881,944	\$ 9,744,724	\$ 121,446,515
<u>Projected</u>							
ITC Revenue (without GRT)	\$ 9,924,047	\$ 10,631,308	\$ 10,961,193	\$ 10,248,817	\$ 9,881,944	\$ 9,744,724	\$ 122,124,526
<u>Actual vs. Projected</u>							
Over/(Under) Collection	\$ (126,329)	\$ (209,615)	\$ 62,814	\$ 594,437	\$ -	\$ -	\$ (678,011)
<b>Large Commercial and Industrial Class</b>							
<u>Actual (a)</u>							
ITC Revenue Billed	\$ 8,544,667	\$ 8,367,774	\$ 9,567,375	\$ 9,162,094	\$ 8,516,410	\$ 8,358,579	\$ 102,323,560
ITC Revenue Billed (without GRT)	\$ 8,040,532	\$ 7,874,076	\$ 9,002,899	\$ 8,621,530	\$ 8,013,943	\$ 7,865,425	\$ 96,266,476
<u>Projected</u>							
ITC Revenue (without GRT)	\$ 8,090,285	\$ 8,446,440	\$ 8,607,957	\$ 8,243,650	\$ 8,013,943	\$ 7,865,425	\$ 97,007,592
<u>Actual vs. Projected</u>							
Over/(Under) Collection	\$ (49,753)	\$ (572,364)	\$ 394,942	\$ 377,880	\$ -	\$ -	\$ (721,116)
<b>TOTAL</b>							
<u>Actual (a)</u>							
ITC Revenue Billed	\$ 28,218,440	\$ 30,728,667	\$ 34,111,192	\$ 31,526,731	\$ 28,304,760	\$ 29,389,280	\$ 368,909,423
ITC Revenue Billed (without GRT)	\$ 26,553,552	\$ 28,915,675	\$ 32,098,632	\$ 29,666,654	\$ 26,634,785	\$ 27,655,320	\$ 347,143,782
<u>Projected</u>							
ITC Revenue (without GRT)	\$ 26,696,100	\$ 29,287,875	\$ 30,270,275	\$ 27,757,866	\$ 26,634,785	\$ 27,655,320	\$ 349,295,267
<u>Actual vs. Projected</u>							
Over/(Under) Collection	\$ (142,548)	\$ (372,200)	\$ 1,828,357	\$ 1,908,788	\$ -	\$ -	\$ (2,151,485)

(a) October 2006 through November 2006 are estimates that will be replaced with actual data by December 15, 2006.

**RECEIVED**

OCT 13 2006

PA PUBLIC UTILITY COMMISSION  
SECRETARY'S BUREAU

**ATTACHMENT 3**

**RESIDENTIAL**

**PPL Electric Utilities Corporation  
Intangible Transition Cost Recovery  
2006 Reconciliation  
Residential Class  
Rate Schedule RS**

	Dec-05 Actual	Jan-06 Actual	Feb-06 Actual	Mar-06 Actual	Apr-06 Actual	May-06 Actual
<b>Rate Schedule RS</b>						
<u>Actual (a)</u>						
kWh Sales (Thousands)	1,300,545	1,506,188	1,246,286	1,357,556	1,052,386	830,745
ITC Revenue Billed	\$ 12,524,860	\$ 14,516,818	\$ 12,284,850	\$ 13,323,263	\$ 10,485,954	\$ 8,410,404
ITC Revenue Billed (without GRT)	\$ 11,785,894	\$ 13,660,326	\$ 11,560,044	\$ 12,537,191	\$ 9,867,283	\$ 7,914,190
<u>Projected</u>						
kWh Sales (Thousands)	1,316,791	1,505,165	1,406,651	1,330,327	1,121,771	901,224
ITC Revenue (without GRT)	\$ 12,089,185	\$ 14,062,412	\$ 13,142,018	\$ 12,428,941	\$ 10,480,450	\$ 8,419,929
<u>Actual vs. Projected</u>						
Over/(Under) Collection	\$ (303,291)	\$ (402,086)	\$ (1,581,974)	\$ 108,250	\$ (613,167)	\$ (505,739)

(a) October 2006 through November 2006 are estimates that will be replaced with actual data by December 15, 2006.

**PPL Electric Utilities Corporation  
Intangible Transition Cost Recovery  
2006 Reconciliation  
Residential Class  
Rate Schedule RS**

	Jun-06 Actual	Jul-06 Actual	Aug-06 Actual	Sep-06 Actual	Oct-06 Estimate	Nov-06 Estimate	Total
<b>Rate Schedule RS</b>							
<u>Actual (a)</u>							
kWh Sales (Thousands)	902,338	1,115,549	1,278,073	1,068,357	-	-	11,658,023
ITC Revenue Billed	\$ 9,096,084	\$ 11,102,843	\$ 12,629,140	\$ 10,664,642	\$ 9,096,372	\$ 10,418,398	\$ 134,553,628
ITC Revenue Billed (without GRT)	\$ 8,559,415	\$ 10,447,775	\$ 11,884,021	\$ 10,035,428	\$ 8,559,688	\$ 9,803,715	\$ 126,614,970
<u>Projected</u>							
kWh Sales (Thousands)	911,876	1,073,105	1,124,727	973,735	916,183	1,049,337	13,630,892
ITC Revenue (without GRT)	\$ 8,519,449	\$ 10,025,774	\$ 10,508,067	\$ 9,097,383	\$ 8,559,688	\$ 9,803,715	\$ 127,137,011
<u>Actual vs. Projected</u>							
Over/(Under) Collection	\$ 39,966	\$ 422,001	\$ 1,375,954	\$ 938,045	\$ -	\$ -	\$ (522,041)

(a) October 2006 through November 2006 are estimates that will be replaced with actual data by December 15, 2006.

**PPL Electric Utilities Corporation  
Intangible Transition Cost Recovery  
2006 Reconciliation  
Residential Class  
Rate Schedule RTS**

	Dec-05 Actual	Jan-06 Actual	Feb-06 Actual	Mar-06 Actual	Apr-06 Actual	May-06 Actual
<b>Rate Schedule RTS</b>						
<u>Actual (a)</u>						
kWh Sales (Thousands)	42,448	50,009	41,018	45,302	31,703	21,998
ITC Revenue Billed	\$ 316,240	\$ 376,768	\$ 314,144	\$ 347,014	\$ 242,855	\$ 168,506
ITC Revenue Billed (without GRT)	\$ 297,581	\$ 354,538	\$ 295,609	\$ 326,540	\$ 228,526	\$ 158,564
<u>Projected</u>						
kWh Sales (Thousands)	45,224	54,638	51,632	46,790	36,295	25,120
ITC Revenue (without GRT)	\$ 318,074	\$ 393,368	\$ 371,726	\$ 336,866	\$ 261,307	\$ 180,852
<u>Actual vs. Projected</u>						
Over/(Under) Collection	\$ (20,493)	\$ (38,830)	\$ (76,117)	\$ (10,326)	\$ (32,781)	\$ (22,288)

(a) October 2006 through November 2006 are estimates that will be replaced with actual data by December 15, 2006.

**PPL Electric Utilities Corporation  
Intangible Transition Cost Recovery  
2006 Reconciliation  
Residential Class  
Rate Schedule RTS**

	Jun-06 Actual	Jul-06 Actual	Aug-06 Actual	Sep-06 Actual	Oct-06 Estimate	Nov-06 Estimate	Total
<b>Rate Schedule RTS</b>							
<u>Actual (a)</u>							
kWh Sales (Thousands)	21,152	23,309	25,394	22,590	-	-	324,923
ITC Revenue Billed	\$ 162,036	\$ 178,545	\$ 194,513	\$ 173,043	\$ 186,545	\$ 251,647	\$ 2,911,856
ITC Revenue Billed (without GRT)	\$ 152,476	\$ 168,011	\$ 183,037	\$ 162,833	\$ 175,539	\$ 236,800	\$ 2,740,054
<u>Projected</u>							
kWh Sales (Thousands)	22,067	25,056	26,237	22,835	24,382	32,891	413,167
ITC Revenue (without GRT)	\$ 158,872	\$ 180,391	\$ 188,894	\$ 164,401	\$ 175,539	\$ 236,800	\$ 2,967,090
<u>Actual vs. Projected</u>							
Over/(Under) Collection	\$ (6,396)	\$ (12,380)	\$ (5,857)	\$ (1,568)	\$ -	\$ -	\$ (227,036)

(a) October 2006 through November 2006 are estimates that will be replaced with actual data by December 15, 2006.

**PPL Electric Utilities Corporation**  
**Intangible Transition Cost Recovery**  
**2006 Reconciliation**  
**Residential Class**  
**Rate Schedule RTD**

	Dec-05 Actual	Jan-06 Actual	Feb-06 Actual	Mar-06 Actual	Apr-06 Actual	May-06 Actual
<b>Rate Schedule RTD</b>						
<u>Actual (a)</u>						
kWh Sales (Thousands)	521	616	496	541	398	297
ITC Revenue Billed	\$ 5,930	\$ 7,309	\$ 5,874	\$ 6,307	\$ 4,677	\$ 3,518
ITC Revenue Billed (without GRT)	\$ 5,580	\$ 6,878	\$ 5,528	\$ 5,935	\$ 4,401	\$ 3,310
<u>Projected</u>						
kWh Sales (Thousands)	556	658	620	569	454	331
ITC Revenue (without GRT)	\$ 6,074	\$ 7,365	\$ 6,939	\$ 6,369	\$ 5,081	\$ 3,705
<u>Actual vs. Projected</u>						
Over/(Under) Collection	\$ (494)	\$ (487)	\$ (1,411)	\$ (434)	\$ (680)	\$ (395)

(a) October 2006 through November 2006 are estimates that will be replaced with actual data by December 15, 2006.

**PPL Electric Utilities Corporation  
Intangible Transition Cost Recovery  
2006 Reconciliation  
Residential Class  
Rate Schedule RTD**

	Jun-06 Actual	Jul-06 Actual	Aug-06 Actual	Sep-06 Actual	Oct-06 Estimate	Nov-06 Estimate	Total
<b>Rate Schedule RTD</b>							
<u>Actual (a)</u>							
kWh Sales (Thousands)	302	356	392	312	-	-	4,231
ITC Revenue Billed	\$ 3,625	\$ 4,379	\$ 4,961	\$ 3,835	\$ 3,901	\$ 4,948	\$ 59,264
ITC Revenue Billed (without GRT)	\$ 3,411	\$ 4,120	\$ 4,668	\$ 3,609	\$ 3,671	\$ 4,656	\$ 55,767
<u>Projected</u>							
kWh Sales (Thousands)	308	354	372	323	328	416	5,289
ITC Revenue (without GRT)	\$ 3,447	\$ 3,962	\$ 4,164	\$ 3,615	\$ 3,671	\$ 4,656	\$ 59,048
<u>Actual vs. Projected</u>							
Over/(Under) Collection	\$ (36)	\$ 158	\$ 504	\$ (6)	\$ -	\$ -	\$ (3,281)

(a) October 2006 through November 2006 are estimates that will be replaced with actual data by December 15, 2006.

**SMALL COMMERCIAL AND INDUSTRIAL**

**PPL Electric Utilities Corporation  
Intangible Transition Cost Recovery  
2006 Reconciliation  
Small Commercial and Industrial Class  
Rate Schedule GS-1**

	Dec-05 Actual	Jan-06 Actual	Feb-06 Actual	Mar-06 Actual	Apr-06 Actual	May-06 Actual
<b>Rate Schedule GS-1</b>						
<u>Actual (a)</u>						
kWh Sales (Thousands)	158,846	180,521	159,459	170,411	143,706	139,407
ITC Revenue Billed	\$ 2,081,882	\$ 2,312,102	\$ 2,027,203	\$ 2,151,477	\$ 1,837,140	\$ 1,787,007
ITC Revenue Billed (without GRT)	\$ 1,959,051	\$ 2,175,688	\$ 1,907,598	\$ 2,024,540	\$ 1,728,749	\$ 1,681,574
<u>Projected</u>						
kWh Sales (Thousands)	167,158	175,049	161,107	165,105	159,117	151,336
ITC Revenue (without GRT)	\$ 2,069,588	\$ 2,091,642	\$ 1,925,051	\$ 1,972,823	\$ 1,901,273	\$ 1,808,298
<u>Actual vs. Projected</u>						
Over/(Under) Collection	\$ (110,537)	\$ 84,046	\$ (17,453)	\$ 51,717	\$ (172,524)	\$ (126,724)

(a) October 2006 through November 2006 are estimates that will be replaced with actual data by December 15, 2006.

**PPL Electric Utilities Corporation  
Intangible Transition Cost Recovery  
2006 Reconciliation  
Small Commercial and Industrial Class  
Rate Schedule GS-1**

	Jun-06 Actual	Jul-06 Actual	Aug-06 Actual	Sep-06 Actual	Oct-06 Estimate	Nov-06 Estimate	Total
<b>Rate Schedule GS-1</b>							
<u>Actual (a)</u>							
kWh Sales (Thousands)	149,097	170,874	182,919	173,795	-	-	1,629,035
ITC Revenue Billed	\$ 1,912,365	\$ 2,163,934	\$ 2,298,083	\$ 2,193,383	\$ 2,015,820	\$ 1,990,742	\$ 24,771,138
ITC Revenue Billed (without GRT)	\$ 1,799,535	\$ 2,036,262	\$ 2,162,497	\$ 2,063,973	\$ 1,896,887	\$ 1,873,288	\$ 23,309,642
<u>Projected</u>							
kWh Sales (Thousands)	160,117	172,219	177,822	165,263	158,750	156,775	1,969,818
ITC Revenue (without GRT)	\$ 1,913,222	\$ 2,057,827	\$ 2,124,777	\$ 1,974,711	\$ 1,896,887	\$ 1,873,288	\$ 23,609,387
<u>Actual vs. Projected</u>							
Over/(Under) Collection	\$ (113,687)	\$ (21,565)	\$ 37,720	\$ 89,262	\$ -	\$ -	\$ (299,745)

(a) October 2006 through November 2006 are estimates that will be replaced with actual data by December 15, 2006.

**PPL Electric Utilities Corporation  
Intangible Transition Cost Recovery  
2006 Reconciliation  
Small Commercial and Industrial Class  
Rate Schedule GS-3**

	Dec-05 Actual	Jan-06 Actual	Feb-06 Actual	Mar-06 Actual	Apr-06 Actual	May-06 Actual
<b>Rate Schedule GS-3</b>						
<u>Actual (a)</u>						
kWh Sales (Thousands)	718,015	726,150	665,776	725,881	678,123	667,557
ITC Revenue Billed	\$ 8,082,315	\$ 8,046,031	\$ 7,337,763	\$ 7,931,840	\$ 7,471,686	\$ 7,356,962
ITC Revenue Billed (without GRT)	\$ 7,605,459	\$ 7,571,315	\$ 6,904,835	\$ 7,463,862	\$ 7,030,856	\$ 6,922,901
<u>Projected</u>						
kWh Sales (Thousands)	731,391	757,676	705,088	723,686	701,268	671,170
ITC Revenue (without GRT)	\$ 7,779,295	\$ 7,812,334	\$ 7,270,104	\$ 7,461,866	\$ 7,230,716	\$ 6,920,378
<u>Actual vs. Projected</u>						
Over/(Under) Collection	\$ (173,836)	\$ (241,019)	\$ (365,269)	\$ 1,996	\$ (199,860)	\$ 2,523

(a) October 2006 through November 2006 are estimates that will be replaced with actual data by December 15, 2006.

**PPL Electric Utilities Corporation  
Intangible Transition Cost Recovery  
2006 Reconciliation  
Small Commercial and Industrial Class  
Rate Schedule GS-3**

	Jun-06 Actual	Jul-06 Actual	Aug-06 Actual	Sep-06 Actual	Oct-06 Estimate	Nov-06 Estimate	Total
<b>Rate Schedule GS-3</b>							
<u>Actual (a)</u>							
kWh Sales (Thousands)	717,348	760,974	806,512	799,860	-	-	7,266,196
ITC Revenue Billed	\$ 7,917,911	\$ 8,325,291	\$ 8,811,117	\$ 8,707,933	\$ 7,701,913	\$ 7,586,685	\$ 95,277,447
ITC Revenue Billed (without GRT)	\$ 7,450,754	\$ 7,834,099	\$ 8,291,261	\$ 8,194,165	\$ 7,247,502	\$ 7,139,073	\$ 89,656,082
<u>Projected</u>							
kWh Sales (Thousands)	708,071	757,547	780,131	729,679	702,896	692,380	8,660,983
ITC Revenue (without GRT)	\$ 7,300,861	\$ 7,811,004	\$ 8,043,866	\$ 7,523,660	\$ 7,247,502	\$ 7,139,073	\$ 89,540,659
<u>Actual vs. Projected</u>							
Over/(Under) Collection	\$ 149,893	\$ 23,095	\$ 247,395	\$ 670,505	\$ -	\$ -	\$ 115,423

(a) October 2006 through November 2006 are estimates that will be replaced with actual data by December 15, 2006.

**PPL Electric Utilities Corporation  
Intangible Transition Cost Recovery  
2006 Reconciliation  
Small Commercial and Industrial Class  
Rate Schedule IS-1**

	Dec-05 Actual	Jan-06 Actual	Feb-06 Actual	Mar-06 Actual	Apr-06 Actual	May-06 Actual
<b>Rate Schedule IS-1</b>						
<u>Actual (a)</u>						
kWh Sales (Thousands)	206	262	198	169	109	85
ITC Revenue Billed	\$ 7,486	\$ 9,168	\$ 6,936	\$ 5,999	\$ 4,144	\$ 3,340
ITC Revenue Billed (without GRT)	\$ 7,045	\$ 8,627	\$ 6,527	\$ 5,645	\$ 3,899	\$ 3,143
<u>Projected</u>						
kWh Sales (Thousands)	134	140	128	132	127	120
ITC Revenue (without GRT)	\$ 4,886	\$ 4,962	\$ 4,536	\$ 4,678	\$ 4,501	\$ 4,253
<u>Actual vs. Projected</u>						
Over/(Under) Collection	\$ 2,159	\$ 3,665	\$ 1,991	\$ 967	\$ (602)	\$ (1,110)

(a) October 2006 through November 2006 are estimates that will be replaced with actual data by December 15, 2006.

**PPL Electric Utilities Corporation**  
**Intangible Transition Cost Recovery**  
**2006 Reconciliation**  
**Small Commercial and Industrial Class**  
**Rate Schedule IS-1**

	Jun-06 Actual	Jul-06 Actual	Aug-06 Actual	Sep-06 Actual	Oct-06 Estimate	Nov-06 Estimate	Total
<b>Rate Schedule IS-1</b>							
<u>Actual (a)</u>							
kWh Sales (Thousands)	71	66	66	103	-	-	1,335
ITC Revenue Billed	\$ 2,881	\$ 2,755	\$ 2,773	\$ 3,869	\$ 4,783	\$ 4,708	\$ 58,842
ITC Revenue Billed (without GRT)	\$ 2,711	\$ 2,592	\$ 2,610	\$ 3,640	\$ 4,501	\$ 4,430	\$ 55,370
<u>Projected</u>							
kWh Sales (Thousands)	127	138	142	132	127	125	1,572
ITC Revenue (without GRT)	\$ 4,501	\$ 4,891	\$ 5,032	\$ 4,678	\$ 4,501	\$ 4,430	\$ 55,849
<u>Actual vs. Projected</u>							
Over/(Under) Collection	\$ (1,790)	\$ (2,299)	\$ (2,422)	\$ (1,038)	\$ -	\$ -	\$ (479)

(a) October 2006 through November 2006 are estimates that will be replaced with actual data by December 15, 2006.

**PPL Electric Utilities Corporation  
Intangible Transition Cost Recovery  
2006 Reconciliation  
Small Commercial and Industrial Class  
Rate Schedule BL**

	Dec-05 Actual	Jan-06 Actual	Feb-06 Actual	Mar-06 Actual	Apr-06 Actual	May-06 Actual
<b>Rate Schedule BL</b>						
<u>Actual (a)</u>						
kWh Sales (Thousands)	1,306	539	598	563	530	433
ITC Revenue Billed	\$ 13,891	\$ 5,538	\$ 6,069	\$ 5,717	\$ 5,389	\$ 4,414
ITC Revenue Billed (without GRT)	\$ 13,071	\$ 5,211	\$ 5,711	\$ 5,379	\$ 5,071	\$ 4,153
<u>Projected</u>						
kWh Sales (Thousands)	530	540	540	540	540	540
ITC Revenue (without GRT)	\$ 5,304	\$ 5,120	\$ 5,120	\$ 5,120	\$ 5,120	\$ 5,120
<u>Actual vs. Projected</u>						
Over/(Under) Collection	\$ 7,767	\$ 91	\$ 591	\$ 259	\$ (49)	\$ (967)

(a) October 2006 through November 2006 are estimates that will be replaced with actual data by December 15, 2006.

**PPL Electric Utilities Corporation  
Intangible Transition Cost Recovery  
2006 Reconciliation  
Small Commercial and Industrial Class  
Rate Schedule BL**

	Jun-06 Actual	Jul-06 Actual	Aug-06 Actual	Sep-06 Actual	Oct-06 Estimate	Nov-06 Estimate	Total
<b>Rate Schedule BL</b>							
<u>Actual (a)</u>							
kWh Sales (Thousands)	449	417	503	597	-	-	5,935
ITC Revenue Billed	\$ 4,573	\$ 4,230	\$ 5,118	\$ 6,079	\$ 5,441	\$ 5,441	\$ 71,900
ITC Revenue Billed (without GRT)	\$ 4,303	\$ 3,981	\$ 4,816	\$ 5,720	\$ 5,120	\$ 5,120	\$ 67,656
<u>Projected</u>							
kWh Sales (Thousands)	540	540	540	540	540	540	6,470
ITC Revenue (without GRT)	\$ 5,120	\$ 5,120	\$ 5,120	\$ 5,120	\$ 5,120	\$ 5,120	\$ 61,624
<u>Actual vs. Projected</u>							
Over/(Under) Collection	\$ (817)	\$ (1,139)	\$ (304)	\$ 600	\$ -	\$ -	\$ 6,032

(a) October 2006 through November 2006 are estimates that will be replaced with actual data by December 15, 2006.

**PPL Electric Utilities Corporation  
Intangible Transition Cost Recovery  
2006 Reconciliation  
Small Commercial and Industrial Class  
Rate Schedule SA**

	Dec-05 Actual	Jan-06 Actual	Feb-06 Actual	Mar-06 Actual	Apr-06 Actual	May-06 Actual
<b>Rate Schedule SA</b>						
<u>Actual (a)</u>						
kWh Sales (Thousands)	2,366	2,448	2,088	2,070	1,823	1,650
ITC Revenue Billed	\$ 22,901	\$ 23,082	\$ 22,813	\$ 22,889	\$ 22,971	\$ 22,955
ITC Revenue Billed (without GRT)	\$ 21,550	\$ 21,721	\$ 21,467	\$ 21,538	\$ 21,615	\$ 21,601
<u>Projected</u>						
kWh Sales (Thousands)	2,451	2,364	1,996	1,996	1,686	1,647
ITC Revenue (without GRT)	\$ 27,543	\$ 26,213	\$ 22,133	\$ 22,133	\$ 18,695	\$ 18,263
<u>Actual vs. Projected</u>						
Over/(Under) Collection	\$ (5,993)	\$ (4,492)	\$ (666)	\$ (595)	\$ 2,920	\$ 3,338

(a) October 2006 through November 2006 are estimates that will be replaced with actual data by December 15, 2006.

**PPL Electric Utilities Corporation  
Intangible Transition Cost Recovery  
2006 Reconciliation  
Small Commercial and Industrial Class  
Rate Schedule SA**

	Jun-06 Actual	Jul-06 Actual	Aug-06 Actual	Sep-06 Actual	Oct-06 Estimate	Nov-06 Estimate	Total
<b>Rate Schedule SA</b>							
<u>Actual (a)</u>							
kWh Sales (Thousands)	1,564	1,503	1,562	1,886	-	-	18,960
ITC Revenue Billed	\$ 23,062	\$ 22,909	\$ 22,655	\$ 22,794	\$ 25,582	\$ 26,725	\$ 281,338
ITC Revenue Billed (without GRT)	\$ 21,701	\$ 21,557	\$ 21,319	\$ 21,449	\$ 24,073	\$ 25,149	\$ 264,740
<u>Projected</u>							
kWh Sales (Thousands)	1,454	1,570	1,764	1,899	2,171	2,268	23,266
ITC Revenue (without GRT)	\$ 16,123	\$ 17,409	\$ 19,560	\$ 21,057	\$ 24,073	\$ 25,149	\$ 258,351
<u>Actual vs. Projected</u>							
Over/(Under) Collection	\$ 5,578	\$ 4,148	\$ 1,759	\$ 392	\$ -	\$ -	\$ 6,389

(a) October 2006 through November 2006 are estimates that will be replaced with actual data by December 15, 2006.

**PPL Electric Utilities Corporation  
Intangible Transition Cost Recovery  
2006 Reconciliation  
Small Commercial and Industrial Class  
Rate Schedule SM**

	Dec-05 Actual	Jan-06 Actual	Feb-06 Actual	Mar-06 Actual	Apr-06 Actual	May-06 Actual
<b>Rate Schedule SM</b>						
<u>Actual (a)</u>						
kWh Sales (Thousands)	472	528	428	427	396	337
ITC Revenue Billed	\$ 5,704	\$ 5,609	\$ 5,846	\$ 5,837	\$ 5,836	\$ 5,850
ITC Revenue Billed (without GRT)	\$ 5,367	\$ 5,278	\$ 5,502	\$ 5,492	\$ 5,492	\$ 5,505
<u>Projected</u>						
kWh Sales (Thousands)	538	521	440	440	372	363
ITC Revenue (without GRT)	\$ 7,221	\$ 6,871	\$ 5,802	\$ 5,802	\$ 4,906	\$ 4,787
<u>Actual vs. Projected</u>						
Over/(Under) Collection	\$ (1,854)	\$ (1,593)	\$ (300)	\$ (310)	\$ 586	\$ 718

(a) October 2006 through November 2006 are estimates that will be replaced with actual data by December 15, 2006.

**PPL Electric Utilities Corporation  
Intangible Transition Cost Recovery  
2006 Reconciliation  
Small Commercial and Industrial Class  
Rate Schedule SM**

	Jun-06 Actual	Jul-06 Actual	Aug-06 Actual	Sep-06 Actual	Oct-06 Estimate	Nov-06 Estimate	Total
<b>Rate Schedule SM</b>							
<u>Actual (a)</u>							
kWh Sales (Thousands)	305	289	294	328	-	-	3,804
ITC Revenue Billed	\$ 5,578	\$ 5,563	\$ 5,564	\$ 5,447	\$ 6,713	\$ 6,993	\$ 70,540
ITC Revenue Billed (without GRT)	\$ 5,249	\$ 5,235	\$ 5,235	\$ 5,126	\$ 6,317	\$ 6,580	\$ 66,378
<u>Projected</u>							
kWh Sales (Thousands)	320	346	389	419	479	499	5,126
ITC Revenue (without GRT)	\$ 4,220	\$ 4,563	\$ 5,130	\$ 5,525	\$ 6,317	\$ 6,580	\$ 67,724
<u>Actual vs. Projected</u>							
Over/(Under) Collection	\$ 1,029	\$ 672	\$ 105	\$ (399)	\$ -	\$ -	\$ (1,346)

(a) October 2006 through November 2006 are estimates that will be replaced with actual data by December 15, 2006.

**PPL Electric Utilities Corporation  
Intangible Transition Cost Recovery  
2006 Reconciliation  
Small Commercial and Industrial Class  
Rate Schedule SHS**

	Dec-05 Actual	Jan-06 Actual	Feb-06 Actual	Mar-06 Actual	Apr-06 Actual	May-06 Actual
<b>Rate Schedule SHS</b>						
<u>Actual (a)</u>						
kWh Sales (Thousands)	5,709	6,234	4,710	4,371	4,088	3,511
ITC Revenue Billed	\$ 48,767	\$ 46,792	\$ 53,144	\$ 49,167	\$ 50,427	\$ 50,452
ITC Revenue Billed (without GRT)	\$ 45,890	\$ 44,032	\$ 50,008	\$ 46,266	\$ 47,452	\$ 47,475
<u>Projected</u>						
kWh Sales (Thousands)	6,648	6,471	5,464	5,464	4,615	4,509
ITC Revenue (without GRT)	\$ 63,064	\$ 60,047	\$ 50,702	\$ 50,702	\$ 42,824	\$ 41,840
<u>Actual vs. Projected</u>						
Over/(Under) Collection	\$ (17,174)	\$ (16,015)	\$ (694)	\$ (4,436)	\$ 4,628	\$ 5,635

(a) October 2006 through November 2006 are estimates that will be replaced with actual data by December 15, 2006.

**PPL Electric Utilities Corporation**  
**Intangible Transition Cost Recovery**  
**2006 Reconciliation**  
**Small Commercial and Industrial Class**  
**Rate Schedule SHS**

	Jun-06 Actual	Jul-06 Actual	Aug-06 Actual	Sep-06 Actual	Oct-06 Estimate	Nov-06 Estimate	Total
<b>Rate Schedule SHS</b>							
<u>Actual (a)</u>							
kWh Sales (Thousands)	3,316	3,158	3,243	3,598	-	-	41,938
ITC Revenue Billed	\$ 50,637	\$ 50,774	\$ 50,592	\$ 50,594	\$ 58,585	\$ 61,208	\$ 621,139
ITC Revenue Billed (without GRT)	\$ 47,650	\$ 47,778	\$ 47,607	\$ 47,609	\$ 55,128	\$ 57,597	\$ 584,492
<u>Projected</u>							
kWh Sales (Thousands)	3,979	4,297	4,827	5,199	5,941	6,207	63,621
ITC Revenue (without GRT)	\$ 36,922	\$ 39,873	\$ 44,791	\$ 48,243	\$ 55,128	\$ 57,597	\$ 591,733
<u>Actual vs. Projected</u>							
Over/(Under) Collection	\$ 10,728	\$ 7,905	\$ 2,816	\$ (634)	\$ -	\$ -	\$ (7,241)

(a) October 2006 through November 2006  
are estimates that will be replaced with  
actual data by December 15, 2006.

**PPL Electric Utilities Corporation  
Intangible Transition Cost Recovery  
2006 Reconciliation  
Small Commercial and Industrial Class  
Rate Schedule SE**

	Dec-05 Actual	Jan-06 Actual	Feb-06 Actual	Mar-06 Actual	Apr-06 Actual	May-06 Actual
<b>Rate Schedule SE</b>						
<u>Actual (a)</u>						
kWh Sales (Thousands)	2,518	3,038	2,869	2,875	3,725	2,582
ITC Revenue Billed	\$ 12,886	\$ 15,878	\$ 8,637	\$ 8,729	\$ 11,604	\$ 7,882
ITC Revenue Billed (without GRT)	\$ 12,126	\$ 14,941	\$ 8,127	\$ 8,214	\$ 10,919	\$ 7,417
<u>Projected</u>						
kWh Sales (Thousands)	2,079	2,023	1,708	1,708	1,442	1,409
ITC Revenue (without GRT)	\$ 9,113	\$ 10,444	\$ 8,817	\$ 8,817	\$ 7,444	\$ 7,274
<u>Actual vs. Projected</u>						
Over/(Under) Collection	\$ 3,013	\$ 4,497	\$ (690)	\$ (603)	\$ 3,475	\$ 143

(a) October 2006 through November 2006 are estimates that will be replaced with actual data by December 15, 2006.

**PPL Electric Utilities Corporation  
Intangible Transition Cost Recovery  
2006 Reconciliation  
Small Commercial and Industrial Class  
Rate Schedule SE**

	Jun-06 Actual	Jul-06 Actual	Aug-06 Actual	Sep-06 Actual	Oct-06 Estimate	Nov-06 Estimate	Total
<b>Rate Schedule SE</b>							
<u>Actual (a)</u>							
kWh Sales (Thousands)	2,465	2,323	2,374	2,645	-	-	27,414
ITC Revenue Billed	\$ 7,522	\$ 7,084	\$ 7,245	\$ 8,070	\$ 10,188	\$ 10,643	116,368
ITC Revenue Billed (without GRT)	\$ 7,078	\$ 6,666	\$ 6,817	\$ 7,594	\$ 9,587	\$ 10,015	109,501
<u>Projected</u>							
kWh Sales (Thousands)	1,243	1,343	1,509	1,625	1,857	1,940	19,886
ITC Revenue (without GRT)	\$ 6,417	\$ 6,933	\$ 7,790	\$ 8,389	\$ 9,587	\$ 10,015	101,040
<u>Actual vs. Projected</u>							
Over/(Under) Collection	\$ 661	\$ (267)	\$ (973)	\$ (795)	\$ -	\$ -	8,461

(a) October 2006 through November 2006 are estimates that will be replaced with actual data by December 15, 2006.

**PPL Electric Utilities Corporation  
Intangible Transition Cost Recovery  
2006 Reconciliation  
Small Commercial and Industrial Class  
Rate Schedule TS**

	Dec-05 Actual	Jan-06 Actual	Feb-06 Actual	Mar-06 Actual	Apr-06 Actual	May-06 Actual
<b>Rate Schedule TS</b>						
<u>Actual (a)</u>						
kWh Sales (Thousands)	27	27	27	26	27	27
ITC Revenue Billed	\$ 395	\$ 395	\$ 429	\$ 429	\$ 429	\$ 429
ITC Revenue Billed (without GRT)	\$ 371	\$ 371	\$ 404	\$ 404	\$ 404	\$ 404
<u>Projected</u>						
kWh Sales (Thousands)	30	30	27	30	29	30
ITC Revenue (without GRT)	\$ 417	\$ 412	\$ 371	\$ 412	\$ 398	\$ 412
<u>Actual vs. Projected</u>						
Over/(Under) Collection	\$ (46)	\$ (41)	\$ 33	\$ (8)	\$ 6	\$ (8)

(a) October 2006 through November 2006 are estimates that will be replaced with actual data by December 15, 2006.

**PPL Electric Utilities Corporation  
Intangible Transition Cost Recovery  
2006 Reconciliation  
Small Commercial and Industrial Class  
Rate Schedule TS**

	Jun-06 Actual	Jul-06 Actual	Aug-06 Actual	Sep-06 Actual	Oct-06 Estimate	Nov-06 Estimate	Total
<b>Rate Schedule TS</b>							
<u>Actual (a)</u>							
kWh Sales (Thousands)	27	27	27	27	-	-	269
ITC Revenue Billed	\$ 429	\$ 429	\$ 429	\$ 429	\$ 438	\$ 423	5,083
ITC Revenue Billed (without GRT)	\$ 404	\$ 404	\$ 404	\$ 404	\$ 412	\$ 398	4,784
<u>Projected</u>							
kWh Sales (Thousands)	29	30	30	29	30	29	353
ITC Revenue (without GRT)	\$ 398	\$ 412	\$ 412	\$ 398	\$ 412	\$ 398	4,852
<u>Actual vs. Projected</u>							
Over/(Under) Collection	\$ 6	\$ (8)	\$ (8)	\$ 6	\$ -	\$ -	(68)

(a) October 2006 through November 2006 are estimates that will be replaced with actual data by December 15, 2006.

**PPL Electric Utilities Corporation  
Intangible Transition Cost Recovery  
2006 Reconciliation  
Small Commercial and Industrial Class  
Rate Schedule SI-1**

	Dec-05 Actual	Jan-06 Actual	Feb-06 Actual	Mar-06 Actual	Apr-06 Actual	May-06 Actual
<b>Rate Schedule SI-1</b>						
<u>Actual (a)</u>						
kWh Sales (Thousands)	8	9	8	7	7	6
ITC Revenue Billed	\$ 142	\$ 142	\$ 161	\$ 161	\$ 160	\$ 160
ITC Revenue Billed (without GRT)	\$ 134	\$ 134	\$ 151	\$ 151	\$ 151	\$ 151
<u>Projected</u>						
kWh Sales (Thousands)	10	10	8	8	7	7
ITC Revenue (without GRT)	\$ 195	\$ 191	\$ 153	\$ 153	\$ 134	\$ 134
<u>Actual vs. Projected</u>						
Over/(Under) Collection	\$ (61)	\$ (57)	\$ (2)	\$ (2)	\$ 17	\$ 17

(a) October 2006 through November 2006 are estimates that will be replaced with actual data by December 15, 2006.

**PPL Electric Utilities Corporation**  
**Intangible Transition Cost Recovery**  
**2006 Reconciliation**  
**Small Commercial and Industrial Class**  
**Rate Schedule SI-1**

	Jun-06 Actual	Jul-06 Actual	Aug-06 Actual	Sep-06 Actual	Oct-06 Estimate	Nov-06 Estimate	Total
<b>Rate Schedule SI-1</b>							
<u>Actual (a)</u>							
kWh Sales (Thousands)	6	5	5	6	-	-	67
ITC Revenue Billed	\$ 160	\$ 160	\$ 160	\$ 160	\$ 183	\$ 183	1,932
ITC Revenue Billed (without GRT)	\$ 151	\$ 151	\$ 151	\$ 151	\$ 172	\$ 172	1,820
<u>Projected</u>							
kWh Sales (Thousands)	6	6	7	8	9	9	95
ITC Revenue (without GRT)	\$ 115	\$ 115	\$ 134	\$ 153	\$ 172	\$ 172	1,821
<u>Actual vs. Projected</u>							
Over/(Under) Collection	\$ 36	\$ 36	\$ 17	\$ (2)	\$ -	\$ -	(1)

(a) October 2006 through November 2006 are estimates that will be replaced with actual data by December 15, 2006.

**PPL Electric Utilities Corporation  
Intangible Transition Cost Recovery  
2006 Reconciliation  
Small Commercial and Industrial Class  
Rate Schedule GH-1**

	Dec-05 Actual	Jan-06 Actual	Feb-06 Actual	Mar-06 Actual	Apr-06 Actual	May-06 Actual
<b>Rate Schedule GH-1</b>						
<u>Actual (a)</u>						
kWh Sales (Thousands)	29,534	32,622	29,045	31,510	23,249	18,717
ITC Revenue Billed	\$ 608,345	\$ 692,529	\$ 642,237	\$ 695,916	\$ 516,464	\$ 417,299
ITC Revenue Billed (without GRT)	\$ 572,452	\$ 651,669	\$ 604,345	\$ 654,857	\$ 485,993	\$ 392,678
<u>Projected</u>						
kWh Sales (Thousands)	28,691	27,082	25,013	25,714	24,853	23,679
ITC Revenue (without GRT)	\$ 560,052	\$ 565,041	\$ 521,873	\$ 536,499	\$ 518,535	\$ 494,040
<u>Actual vs. Projected</u>						
Over/(Under) Collection	\$ 12,400	\$ 86,628	\$ 82,472	\$ 118,358	\$ (32,542)	\$ (101,362)

(a) October 2006 through November 2006 are estimates that will be replaced with actual data by December 15, 2006.

**PPL Electric Utilities Corporation**  
**Intangible Transition Cost Recovery**  
**2006 Reconciliation**  
**Small Commercial and Industrial Class**  
**Rate Schedule GH-1**

	Jun-06 Actual	Jul-06 Actual	Aug-06 Actual	Sep-06 Actual	Oct-06 Estimate	Nov-06 Estimate	Total
<b>Rate Schedule GH-1</b>							
<u>Actual (a)</u>							
kWh Sales (Thousands)	18,533	18,313	18,615	19,919	-	-	240,057
ITC Revenue Billed	\$ 413,283	\$ 408,704	\$ 415,387	\$ 443,383	\$ 551,534	\$ 543,330	\$ 6,348,411
ITC Revenue Billed (without GRT)	\$ 388,899	\$ 384,590	\$ 390,879	\$ 417,224	\$ 518,994	\$ 511,274	\$ 5,973,854
<u>Projected</u>							
kWh Sales (Thousands)	25,029	26,867	27,704	25,838	24,875	24,505	309,850
ITC Revenue (without GRT)	\$ 522,207	\$ 560,555	\$ 578,018	\$ 539,086	\$ 518,994	\$ 511,274	\$ 6,426,174
<u>Actual vs. Projected</u>							
Over/(Under) Collection	\$ (133,308)	\$ (175,965)	\$ (187,139)	\$ (121,862)	\$ -	\$ -	\$ (452,320)

(a) October 2006 through November 2006 are estimates that will be replaced with actual data by December 15, 2006.

**PPL Electric Utilities Corporation  
Intangible Transition Cost Recovery  
2006 Reconciliation  
Small Commercial and Industrial Class  
Rate Schedule GH-2**

	Dec-05 Actual	Jan-06 Actual	Feb-06 Actual	Mar-06 Actual	Apr-06 Actual	May-06 Actual
<b>Rate Schedule GH-2</b>						
<u>Actual (a)</u>						
kWh Sales (Thousands)	7,094	8,604	7,210	8,134	5,482	3,428
ITC Revenue Billed	\$ 150,421	\$ 187,062	\$ 158,226	\$ 179,925	\$ 117,908	\$ 70,480
ITC Revenue Billed (without GRT)	\$ 141,546	\$ 176,026	\$ 148,891	\$ 169,309	\$ 110,952	\$ 66,322
<u>Projected</u>						
kWh Sales (Thousands)	6,225	6,120	5,627	5,785	5,582	5,306
ITC Revenue (without GRT)	\$ 122,819	\$ 124,189	\$ 114,185	\$ 117,391	\$ 113,271	\$ 107,671
<u>Actual vs. Projected</u>						
Over/(Under) Collection	\$ 18,727	\$ 51,837	\$ 34,706	\$ 51,918	\$ (2,319)	\$ (41,349)

(a) October through November 2006 are estimates that will be replaced with actual data by December 15, 2006.

**PPL Electric Utilities Corporation  
Intangible Transition Cost Recovery  
2006 Reconciliation  
Small Commercial and Industrial Class  
Rate Schedule GH-2**

	Jun-06 Actual	Jul-06 Actual	Aug-06 Actual	Sep-06 Actual	Oct-06 Estimate	Nov-06 Estimate	Total
<b>Rate Schedule GH-2</b>							
<u>Actual (a)</u>							
kWh Sales (Thousands)	3,567	3,968	4,512	3,871	-	-	55,870
ITC Revenue Billed	\$ 73,627	\$ 83,293	\$ 96,080	\$ 80,976	\$ 120,352	\$ 118,627	\$ 1,436,977
ITC Revenue Billed (without GRT)	\$ 69,283	\$ 78,378	\$ 90,411	\$ 76,199	\$ 113,251	\$ 111,628	\$ 1,352,196
<u>Projected</u>							
kWh Sales (Thousands)	5,615	6,042	6,237	5,805	5,581	5,501	69,426
ITC Revenue (without GRT)	\$ 113,941	\$ 122,606	\$ 126,563	\$ 117,797	\$ 113,251	\$ 111,628	\$ 1,405,312
<u>Actual vs. Projected</u>							
Over/(Under) Collection	\$ (44,658)	\$ (44,228)	\$ (36,152)	\$ (41,598)	\$ -	\$ -	\$ (53,116)

(a) October through November 2006 are estimates that will be replaced with actual data by December 15, 2006.

**LARGE COMMERCIAL AND INDUSTRIAL**

**PPL Electric Utilities Corporation  
Intangible Transition Cost Recovery  
2006 Reconciliation  
Large Commercial and Industrial Class  
Rate Schedule LP-4**

	Dec-05 Actual	Jan-06 Actual	Feb-06 Actual	Mar-06 Actual	Apr-06 Actual	May-06 Actual
<b>Rate Schedule LP-4</b>						
<u>Actual (a)</u>						
kWh Sales (Thousands)	473,875	465,214	445,990	478,767	452,549	464,211
ITC Revenue Billed	\$ 4,194,804	\$ 3,985,803	\$ 3,752,886	\$ 3,957,731	\$ 3,769,272	\$ 3,903,727
ITC Revenue Billed (without GRT)	\$ 3,947,311	\$ 3,750,640	\$ 3,531,466	\$ 3,724,225	\$ 3,546,885	\$ 3,673,408
<u>Projected</u>						
kWh Sales (Thousands)	471,054	489,295	471,943	481,934	473,032	461,988
ITC Revenue (without GRT)	\$ 3,903,487	\$ 3,818,579	\$ 3,683,160	\$ 3,761,132	\$ 3,691,659	\$ 3,605,469
<u>Actual vs. Projected</u>						
Over/(Under) Collection	\$ 43,824	\$ (67,939)	\$ (151,694)	\$ (36,907)	\$ (144,774)	\$ 67,939

(a) October 2006 through November 2006 are estimates that will be replaced with actual data by December 15, 2006.

**PPL Electric Utilities Corporation  
Intangible Transition Cost Recovery  
2006 Reconciliation  
Large Commercial and Industrial Class  
Rate Schedule LP-4**

	Jun-06 Actual	Jul-06 Actual	Aug-06 Actual	Sep-06 Actual	Oct-06 Estimate	Nov-06 Estimate	Total
<b>Rate Schedule LP-4</b>							
<u>Actual (a)</u>							
kWh Sales (Thousands)	490,929	516,999	537,102	553,674	-	-	4,879,310
ITC Revenue Billed	\$ 4,123,648	\$ 4,298,209	\$ 4,465,302	\$ 4,520,987	\$ 3,962,301	\$ 3,897,097	\$ 48,831,767
ITC Revenue Billed (without GRT)	\$ 3,880,353	\$ 4,044,615	\$ 4,201,849	\$ 4,254,249	\$ 3,728,526	\$ 3,667,169	\$ 45,950,696
<u>Projected</u>							
kWh Sales (Thousands)	483,055	508,746	520,497	493,927	477,756	469,894	5,803,121
ITC Revenue (without GRT)	\$ 3,769,881	\$ 3,970,380	\$ 4,062,087	\$ 3,854,728	\$ 3,728,526	\$ 3,667,169	\$ 45,516,257
<u>Actual vs. Projected</u>							
Over/(Under) Collection	\$ 110,472	\$ 74,235	\$ 139,762	\$ 399,521	\$ -	\$ -	\$ 434,439

(a) October 2006 through November 2006 are estimates that will be replaced with actual data by December 15, 2006.

**PPL Electric Utilities Corporation  
Intangible Transition Cost Recovery  
2006 Reconciliation  
Large Commercial and Industrial Class  
Rate Schedule IS-P**

	Dec-05 Actual	Jan-06 Actual	Feb-06 Actual	Mar-06 Actual	Apr-06 Actual	May-06 Actual
<b>Rate Schedule IS-P</b>						
<u>Actual (a)</u>						
kWh Sales (Thousands)	26,871	25,068	26,818	27,449	26,897	26,913
ITC Revenue Billed	\$ 228,168	\$ 219,300	\$ 229,971	\$ 235,269	\$ 230,997	\$ 231,373
ITC Revenue Billed (without GRT)	\$ 214,706	\$ 206,361	\$ 216,403	\$ 221,388	\$ 217,369	\$ 217,722
<u>Projected</u>						
kWh Sales (Thousands)	30,353	28,833	29,037	29,870	29,885	29,679
ITC Revenue (without GRT)	\$ 243,734	\$ 232,607	\$ 234,253	\$ 240,973	\$ 241,094	\$ 239,432
<u>Actual vs. Projected</u>						
Over/(Under) Collection	\$ (29,028)	\$ (26,246)	\$ (17,850)	\$ (19,585)	\$ (23,725)	\$ (21,710)

(a) October 2006 through November 2006 are estimates that will be replaced with actual data by December 15, 2006.

**PPL Electric Utilities Corporation  
Intangible Transition Cost Recovery  
2006 Reconciliation  
Large Commercial and Industrial Class  
Rate Schedule IS-P**

	Jun-06 Actual	Jul-06 Actual	Aug-06 Actual	Sep-06 Actual	Oct-06 Estimate	Nov-06 Estimate	Total
<b>Rate Schedule IS-P</b>							
<u>Actual (a)</u>							
kWh Sales (Thousands)	28,060	26,026	27,733	29,252	-	-	271,087
ITC Revenue Billed	\$ 240,226	\$ 225,340	\$ 239,679	\$ 250,617	\$ 261,423	\$ 254,710	\$ 2,847,073
ITC Revenue Billed (without GRT)	\$ 226,053	\$ 212,044	\$ 225,538	\$ 235,830	\$ 245,999	\$ 239,682	\$ 2,679,095
<u>Projected</u>							
kWh Sales (Thousands)	30,685	31,513	31,973	31,022	30,493	29,710	363,053
ITC Revenue (without GRT)	\$ 247,548	\$ 254,228	\$ 257,939	\$ 250,267	\$ 245,999	\$ 239,682	\$ 2,927,756
<u>Actual vs. Projected</u>							
Over/(Under) Collection	\$ (21,495)	\$ (42,184)	\$ (32,401)	\$ (14,437)	\$ -	\$ -	\$ (248,661)

(a) October 2006 through November 2006 are estimates that will be replaced with actual data by December 15, 2006.

**PPL Electric Utilities Corporation  
Intangible Transition Cost Recovery  
2006 Reconciliation  
Large Commercial and Industrial Class  
Rate Schedule LP-5**

	Dec-05 Actual	Jan-06 Actual	Feb-06 Actual	Mar-06 Actual	Apr-06 Actual	May-06 Actual
<b>Rate Schedule LP-5</b>						
<u>Actual (a)</u>						
kWh Sales (Thousands)	259,061	258,266	251,968	256,660	239,292	248,688
ITC Revenue Billed	\$ 2,196,569	\$ 2,128,442	\$ 2,096,534	\$ 2,088,179	\$ 1,978,362	\$ 2,056,290
ITC Revenue Billed (without GRT)	\$ 2,066,972	\$ 2,002,864	\$ 1,972,838	\$ 1,964,977	\$ 1,861,638	\$ 1,934,969
<u>Projected</u>						
kWh Sales (Thousands)	269,817	262,798	259,985	266,121	264,684	261,676
ITC Revenue (without GRT)	\$ 2,126,448	\$ 2,054,252	\$ 2,032,263	\$ 2,080,227	\$ 2,068,995	\$ 2,045,482
<u>Actual vs. Projected</u>						
Over/(Under) Collection	\$ (59,476)	\$ (51,388)	\$ (59,425)	\$ (115,250)	\$ (207,357)	\$ (110,513)

(a) October 2006 through November 2006 are estimates that will be replaced with actual data by December 15, 2006.

**PPL Electric Utilities Corporation**  
**Intangible Transition Cost Recovery**  
**2006 Reconciliation**  
**Large Commercial and Industrial Class**  
**Rate Schedule LP-5**

	Jun-06 Actual	Jul-06 Actual	Aug-06 Actual	Sep-06 Actual	Oct-06 Estimate	Nov-06 Estimate	Total
<b>Rate Schedule LP-5</b>							
<u>Actual (a)</u>							
kWh Sales (Thousands)	257,906	262,139	265,317	278,602	-	-	2,577,899
ITC Revenue Billed	\$ 2,114,034	\$ 2,160,063	\$ 2,183,515	\$ 2,237,902	\$ 2,236,565	\$ 2,187,454	\$ 25,663,909
ITC Revenue Billed (without GRT)	\$ 1,989,306	\$ 2,032,620	\$ 2,054,687	\$ 2,105,865	\$ 2,104,608	\$ 2,058,395	\$ 24,149,739
<u>Projected</u>							
kWh Sales (Thousands)	272,018	283,683	288,638	277,207	269,240	263,328	3,239,195
ITC Revenue (without GRT)	\$ 2,126,323	\$ 2,217,507	\$ 2,256,239	\$ 2,166,885	\$ 2,104,608	\$ 2,058,395	\$ 25,337,624
<u>Actual vs. Projected</u>							
Over/(Under) Collection	\$ (137,017)	\$ (184,887)	\$ (201,552)	\$ (61,020)	\$ -	\$ -	\$ (1,187,885)

(a) October 2006 through November 2006 are estimates that will be replaced with actual data by December 15, 2006.

**PPL Electric Utilities Corporation  
Intangible Transition Cost Recovery  
2006 Reconciliation  
Large Commercial and Industrial Class  
Rate Schedule IS-T**

	Dec-05 Actual	Jan-06 Actual	Feb-06 Actual	Mar-06 Actual	Apr-06 Actual	May-06 Actual
<b>Rate Schedule IS-T</b>						
<u>Actual (a)</u>						
kWh Sales (Thousands)	96,644	221,186	146,453	161,542	145,905	169,093
ITC Revenue Billed	\$ 799,562	\$ 1,520,528	\$ 1,060,091	\$ 1,138,743	\$ 1,042,647	\$ 1,198,403
ITC Revenue Billed (without GRT)	\$ 752,388	\$ 1,430,817	\$ 997,545	\$ 1,071,557	\$ 981,130	\$ 1,127,697
<u>Projected</u>						
kWh Sales (Thousands)	158,849	156,531	158,199	161,758	162,201	161,884
ITC Revenue (without GRT)	\$ 1,123,449	\$ 1,072,436	\$ 1,083,864	\$ 1,108,248	\$ 1,111,283	\$ 1,109,111
<u>Actual vs. Projected</u>						
Over/(Under) Collection	\$ (371,061)	\$ 358,381	\$ (86,319)	\$ (36,691)	\$ (130,153)	\$ 18,586

(a) October 2006 through November 2006 are estimates that will be replaced with actual data by December 15, 2006.

**PPL Electric Utilities Corporation  
Intangible Transition Cost Recovery  
2006 Reconciliation  
Large Commercial and Industrial Class  
Rate Schedule IS-T**

	Jun-06 Actual	Jul-06 Actual	Aug-06 Actual	Sep-06 Actual	Oct-06 Estimate	Nov-06 Estimate	Total
<b>Rate Schedule IS-T</b>							
<u>Actual (a)</u>							
kWh Sales (Thousands)	145,766	70,796	237,260	145,775	-	-	1,540,420
ITC Revenue Billed	\$ 1,033,902	\$ 530,501	\$ 1,639,538	\$ 1,018,609	\$ 1,205,052	\$ 1,177,952	\$ 13,365,528
ITC Revenue Billed (without GRT)	\$ 972,902	\$ 499,202	\$ 1,542,805	\$ 958,511	\$ 1,133,954	\$ 1,108,453	\$ 12,576,961
<u>Projected</u>							
kWh Sales (Thousands)	166,865	171,483	173,608	168,908	165,510	161,788	1,967,584
ITC Revenue (without GRT)	\$ 1,143,237	\$ 1,174,876	\$ 1,189,435	\$ 1,157,234	\$ 1,133,954	\$ 1,108,453	\$ 13,515,580
<u>Actual vs. Projected</u>							
Over/(Under) Collection	\$ (170,335)	\$ (675,674)	\$ 353,370	\$ (198,723)	\$ -	\$ -	\$ (938,619)

(a) October 2006 through November 2006 are estimates that will be replaced with actual data by December 15, 2006.

**PPL Electric Utilities Corporation  
Intangible Transition Cost Recovery  
2006 Reconciliation  
Large Commercial and Industrial Class  
Rate Schedule LP-6**

	Dec-05 Actual	Jan-06 Actual	Feb-06 Actual	Mar-06 Actual	Apr-06 Actual	May-06 Actual
<b>Rate Schedule LP-6</b>						
<u>Actual (a)</u>						
kWh Sales (Thousands)	27,505	22,893	21,525	34,164	39,715	37,394
ITC Revenue Billed	\$ 383,168	\$ 447,634	\$ 469,795	\$ 696,979	\$ 756,186	\$ 731,083
ITC Revenue Billed (without GRT)	\$ 360,561	\$ 421,224	\$ 442,077	\$ 655,858	\$ 711,571	\$ 687,949
<u>Projected</u>						
kWh Sales (Thousands)	32,729	25,002	23,807	24,516	23,993	23,195
ITC Revenue (without GRT)	\$ 469,888	\$ 467,062	\$ 444,738	\$ 457,983	\$ 448,213	\$ 433,305
<u>Actual vs. Projected</u>						
Over/(Under) Collection	\$ (109,327)	\$ (45,838)	\$ (2,661)	\$ 197,875	\$ 263,358	\$ 254,644

(a) October 2006 through November 2006 are estimates that will be replaced with actual data by December 15, 2006.

**PPL Electric Utilities Corporation**  
**Intangible Transition Cost Recovery**  
**2006 Reconciliation**  
**Large Commercial and Industrial Class**  
**Rate Schedule LP-6**

	Jun-06 Actual	Jul-06 Actual	Aug-06 Actual	Sep-06 Actual	Oct-06 Estimate	Nov-06 Estimate	Total
<b>Rate Schedule LP-6</b>							
<u>Actual (a)</u>							
kWh Sales (Thousands)	37,635	41,397	39,655	39,849	-	-	341,732
ITC Revenue Billed	\$ 757,070	\$ 805,983	\$ 789,937	\$ 776,058	\$ 480,147	\$ 470,717	\$ 7,564,757
ITC Revenue Billed (without GRT)	\$ 712,403	\$ 758,430	\$ 743,331	\$ 730,271	\$ 451,818	\$ 442,945	\$ 7,118,438
<u>Projected</u>							
kWh Sales (Thousands)	24,309	25,625	26,274	24,874	24,186	23,711	302,221
ITC Revenue (without GRT)	\$ 454,116	\$ 478,700	\$ 490,824	\$ 464,671	\$ 451,818	\$ 442,945	\$ 5,504,263
<u>Actual vs. Projected</u>							
Over/(Under) Collection	\$ 258,287	\$ 279,730	\$ 252,507	\$ 265,600	\$ -	\$ -	\$ 1,614,175

(a) October 2006 through November 2006 are estimates that will be replaced with actual data by December 15, 2006.

**PPL Electric Utilities Corporation  
Intangible Transition Cost Recovery  
2006 Reconciliation  
Large Commercial and Industrial Class  
Rate Schedule LPEP**

	Dec-05 Actual	Jan-06 Actual	Feb-06 Actual	Mar-06 Actual	Apr-06 Actual	May-06 Actual
<b>Rate Schedule LPEP</b>						
<u>Actual (a)</u>						
kWh Sales (Thousands)	1,688	1,482	5,293	5,021	4,169	4,204
ITC Revenue Billed	\$ 61,237	\$ 58,626	\$ 134,333	\$ 131,205	\$ 108,973	\$ 108,401
ITC Revenue Billed (without GRT)	\$ 57,624	\$ 55,167	\$ 126,408	\$ 123,464	\$ 102,544	\$ 102,005
<u>Projected</u>						
kWh Sales (Thousands)	6,000	6,000	6,000	6,000	6,000	6,000
ITC Revenue (without GRT)	\$ 133,164	\$ 130,246	\$ 130,246	\$ 130,246	\$ 130,246	\$ 130,246
<u>Actual vs. Projected</u>						
Over/(Under) Collection	\$ (75,540)	\$ (75,079)	\$ (3,838)	\$ (6,782)	\$ (27,702)	\$ (28,241)

(a) October 2006 through November 2006 are estimates that will be replaced with actual data by December 15, 2006.

**PPL Electric Utilities Corporation  
Intangible Transition Cost Recovery  
2006 Reconciliation  
Large Commercial and Industrial Class  
Rate Schedule LPEP**

	Jun-06 Actual	Jul-06 Actual	Aug-06 Actual	Sep-06 Actual	Oct-06 Estimate	Nov-06 Estimate	Total
<b>Rate Schedule LPEP</b>							
<u>Actual (a)</u>							
kWh Sales (Thousands)	4,325	5,933	4,405	4,578	-	-	41,098
ITC Revenue Billed	\$ 110,420	\$ 159,754	\$ 129,040	\$ 130,873	\$ 138,412	\$ 138,412	\$ 1,409,686
ITC Revenue Billed (without GRT)	\$ 103,905	\$ 150,328	\$ 121,427	\$ 123,151	\$ 130,246	\$ 130,246	\$ 1,326,515
<u>Projected</u>							
kWh Sales (Thousands)	6,000	6,000	6,000	6,000	6,000	6,000	72,000
ITC Revenue (without GRT)	\$ 130,246	\$ 130,246	\$ 130,246	\$ 130,246	\$ 130,246	\$ 130,246	\$ 1,565,870
<u>Actual vs. Projected</u>							
Over/(Under) Collection	\$ (26,341)	\$ 20,082	\$ (8,819)	\$ (7,095)	\$ -	\$ -	\$ (239,355)

(a) October 2006 through November 2006 are estimates that will be replaced with actual data by December 15, 2006.

**PPL Electric Utilities Corporation**  
**Intangible Transition Cost Recovery**  
**2006 Reconciliation**  
**Large Commercial and Industrial Class**  
**Rate Schedule ISM**

	Dec-05 Actual	Jan-06 Actual	Feb-06 Actual	Mar-06 Actual	Apr-06 Actual	May-06 Actual
<b>Rate Schedule ISM</b>						
<u>Actual (a)</u>						
kWh Sales (Thousands)	33,765	38,356	36,572	40,835	33,806	37,900
ITC Revenue Billed	\$ 410,464	\$ 153,841	\$ 191,938	\$ 225,808	\$ 186,070	\$ 209,166
ITC Revenue Billed (without GRT)	\$ 386,246	\$ 144,765	\$ 180,614	\$ 212,486	\$ 175,092	\$ 196,826
<u>Projected</u>						
kWh Sales (Thousands)	20,786	34,090	34,090	34,090	34,090	34,090
ITC Revenue (without GRT)	\$ 205,037	\$ 199,231	\$ 199,231	\$ 199,231	\$ 199,231	\$ 199,231
<u>Actual vs. Projected</u>						
Over/(Under) Collection	\$ 181,209	\$ (54,466)	\$ (18,617)	\$ 13,255	\$ (24,139)	\$ (2,405)

(a) October 2006 through November 2006  
are estimates that will be replaced with  
actual data by December 15, 2006.

**PPL Electric Utilities Corporation  
Intangible Transition Cost Recovery  
2006 Reconciliation  
Large Commercial and Industrial Class  
Rate Schedule ISM**

	Jun-06 Actual	Jul-06 Actual	Aug-06 Actual	Sep-06 Actual	Oct-06 Estimate	Nov-06 Estimate	Total
<b>Rate Schedule ISM</b>							
<u>Actual (a)</u>							
kWh Sales (Thousands)	37,707	35,432	26,351	38,240	-	-	358,964
ITC Revenue Billed	\$ 154,480	\$ 186,115	\$ 96,633	\$ 195,115	\$ 211,723	\$ 211,723	\$ 2,433,076
ITC Revenue Billed (without GRT)	\$ 145,366	\$ 175,134	\$ 90,931	\$ 183,604	\$ 199,231	\$ 199,231	\$ 2,289,526
<u>Projected</u>							
kWh Sales (Thousands)	34,090	34,090	34,090	34,090	34,090	34,090	395,776
ITC Revenue (without GRT)	\$ 199,231	\$ 199,231	\$ 199,231	\$ 199,231	\$ 199,231	\$ 199,231	\$ 2,396,578
<u>Actual vs. Projected</u>							
Over/(Under) Collection	\$ (53,865)	\$ (24,097)	\$ (108,300)	\$ (15,627)	\$ -	\$ -	\$ (107,052)

(a) October 2006 through November 2006 are estimates that will be replaced with actual data by December 15, 2006.

**PPL Electric Utilities Corporation  
Intangible Transition Cost Recovery  
2006 Reconciliation  
Large Commercial and Industrial Class  
Rate Schedule Standby**

	Dec-05 Actual	Jan-06 Actual	Feb-06 Actual	Mar-06 Actual	Apr-06 Actual	May-06 Actual
<b>Rate Schedule Standby</b>						
<u>Actual (a)</u>						
kWh Sales (Thousands)	1,478	981	16	108	143	296
ITC Revenue Billed	\$ 48,596	\$ 30,043	\$ 724	\$ 4,491	\$ 4,817	\$ 9,432
ITC Revenue Billed (without GRT)	\$ 45,729	\$ 28,270	\$ 681	\$ 4,226	\$ 4,533	\$ 8,875
<u>Projected</u>						
kWh Sales (Thousands)	682	760	695	714	687	651
ITC Revenue (without GRT)	\$ 21,481	\$ 21,671	\$ 19,817	\$ 20,359	\$ 19,589	\$ 18,563
<u>Actual vs. Projected</u>						
Over/(Under) Collection	\$ 24,248	\$ 6,599	\$ (19,136)	\$ (16,133)	\$ (15,056)	\$ (9,688)

(a) October 2006 through November 2006 are estimates that will be replaced with actual data by December 15, 2006.

**PPL Electric Utilities Corporation  
Intangible Transition Cost Recovery  
2006 Reconciliation  
Large Commercial and Industrial Class  
Rate Schedule Standby**

	Jun-06 Actual	Jul-06 Actual	Aug-06 Actual	Sep-06 Actual	Oct-06 Estimate	Nov-06 Estimate	Total
<b>Rate Schedule Standby</b>							
<u>Actual (a)</u>							
kWh Sales (Thousands)	307	33	741	1,056	-	-	5,159
ITC Revenue Billed	\$ 10,887	\$ 1,809	\$ 23,731	\$ 31,933	\$ 20,787	\$ 20,514	\$ 207,764
ITC Revenue Billed (without GRT)	\$ 10,244	\$ 1,703	\$ 22,331	\$ 30,049	\$ 19,561	\$ 19,304	\$ 195,506
<u>Projected</u>							
kWh Sales (Thousands)	691	746	770	715	686	677	8,474
ITC Revenue (without GRT)	\$ 19,703	\$ 21,272	\$ 21,956	\$ 20,388	\$ 19,561	\$ 19,304	\$ 243,664
<u>Actual vs. Projected</u>							
Over/(Under) Collection	\$ (9,459)	\$ (19,569)	\$ 375	\$ 9,661	\$ -	\$ -	\$ (48,158)

(a) October 2006 through November 2006 are estimates that will be replaced with actual data by December 15, 2006.

**BEFORE THE  
PENNSYLVANIA PUBLIC UTILITY COMMISSION**

---

PPL Electric Utilities Corporation :  
2006 Intangible Transition Charge : Docket No. R-00061832  
Reconciliation Filing :

**RECEIVED**

OCT 13 2006

---

**CERTIFICATION OF SERVICE**

---

**PA PUBLIC UTILITY COMMISSION  
SECRETARY'S BUREAU**

I hereby certify that I have this day served a true copy of the foregoing documents upon the participant(s), listed below, in accordance with the requirements of §1.54 (relating to service by a participant):

**Via Federal Express**

**Active Participants in 2005 ITC Reconciliation (Letter and Enclosures):**

J. Edward Simms, Esquire  
Office Of Trial Staff  
Pennsylvania Public Utility Commission  
Commonwealth Keystone Building  
400 North Street, 3rd Floor West  
Harrisburg, PA 17120

William R. Lloyd, Esquire  
Office Of Small Business Advocate  
Suite 1102, Commerce Building  
300 North Second Street  
Harrisburg, PA 17101

David M. Kleppinger, Esquire  
McNees, Wallace & Nurick  
100 Pine Street  
Harrisburg, PA 17108  
*for PPLICA*

James A. Mullins, Esquire  
Assistant Consumer Advocate  
Office Of Consumer Advocate  
555 Walnut Street  
5<sup>th</sup> Flr Forum Place  
Harrisburg, PA 17101-1923

Executive Director  
ARIPPA  
2015 Chestnut Street  
Camp Hill, PA 17011

Eric Epstein  
4100 Hillsdale Road  
Harrisburg, PA 17112  
*Pro se*

Daniel Clearfield, Esquire  
Kevin Moody, Esquire  
Wolf, Block, Schorr & Solis  
Locust Court Bldg., Suite 300  
212 Locust Street  
Harrisburg, PA 17101  
*for Mid-Atlantic Power Supply Assoc.*

Dated: October 13, 2006

A handwritten signature in black ink, appearing to read "Paul E. Russell", written over a horizontal line.

Paul E. Russell

**Zeiders, Wanda**

---

**From:** Shelley, Annette  
**Sent:** Monday, November 05, 2007 9:14 AM  
**To:** Zeiders, Wanda; Strawser, Melissa  
**Subject:** Audits Old Case List

Please be advised I sent e-mails to close the case for the following two cases on September 5th and October 2nd. They have remained open and continue to be on our active case list we receive monthly from MIS. Please close as soon as possible.

R-00061831 and R-00061832

Below is another case that should be closed. Thank you. als

R-00061906

**REPORT  
FOLDER**

**DOCKETED**  
NOV 5 2007

ORIGINAL

**Paul E. Russell**  
Associate General Counsel  
**PPL**  
Two North Ninth Street  
Allentown, PA 18101-1179  
Tel. 610.774.4254 Fax 610.774.6726  
perussell@pplweb.com



**FEDERAL EXPRESS**

November 15, 2006

DOCUMENT  
FOLDER

James J. McNulty, Esquire  
Secretary  
Pennsylvania Public Utility Commission  
Commonwealth Keystone Building  
400 North Street  
Harrisburg, Pennsylvania 17120

RECEIVED

NOV 15 2006

PA PUBLIC UTILITY COMMISSION  
SECRETARY'S BUREAU

**Re: PPL Electric Utilities Corporation  
2006 Intangible Transition Charge  
Reconciliation Filing  
Docket No. R-00061832**

Dear Mr. McNulty:

Enclosed for filing on behalf of PPL Electric Utilities Corporation ("PPL Electric") are eight (8) copies of PPL Electric's 2006 Intangible Transition Charge Reconciliation Filing. This filing sets forth over/under collections for the period ended October 31, as well as an estimate of over/under collections for the month ending November 30, 2006.

PPL Electric is submitting this reconciliation filing pursuant to the procedures established by the Public Utility Commission ("PUC") in its Supplemental Qualified Rate Order, entered on May 21, 1999, at Docket No. R-00994637, and the associated provisions in PPL Electric's Tariff - Electric Pa. P.U.C. No. 201.

Attached is a certificate of service evidencing service of this cover letter (with enclosures) upon all active participants in PPL Electric's 2005 Intangible Transition Charge Reconciliation Filing.

Pursuant to 52 Pa. Code § 1.11, the enclosed document is to be deemed filed on November 15, 2006, which is the date it was deposited with an over-night express delivery service as shown on the delivery receipt attached to the mailing envelope.

55 KJR

In addition, please date and time-stamp the enclosed extra copy of this letter and return it to me in the envelope provided.

If you have any questions regarding the enclosed document, please call me or Joseph M. Kleha, PPL Electric's Manager-Regulatory Projects at (610) 774-4486.

Very truly yours,

A handwritten signature in black ink, appearing to read "Paul E. Russell". The signature is written in a cursive, flowing style with a large initial "P".

Paul E. Russell

Enclosures

cc: Certificate of Service  
Mr. Thomas Sheets  
Mr. Dennis P. Dougherty  
Mr. Richard E. Wallace  
Mr. Robert A. Rosenthal  
Mr. Robert F. Wilson

**ORIGINAL RECEIVED**

NOV 15 2006

PA PUBLIC UTILITY COMMISSION  
SECRETARY'S BUREAU

**DOCUMENT  
FOLDER**

**PPL ELECTRIC UTILITIES CORPORATION**

**2006 INTANGIBLE TRANSITION  
CHARGE RECONCILIATION FILING**

**Docket No. R-00061832**

**DOCKETED**

NOV 17 2006

November 15, 2006

**PPL Electric Utilities Corporation  
2006 Intangible Transition Charge  
Reconciliation Filing Attachments**

**Attachment**

**Description**

- Introduction
- 1 Computation of ITC Reconciliation Adjustment Ratio and Adjusted Year 2007 ITC Revenues by Rate Class
  - 2 2006 ITC Reconciliation Calculation by Rate Class
  - 3 *2006 ITC Reconciliation Calculation Detail by Month*

**ATTACHMENT 1**

PPL Electric Utilities Corporation  
 Computation of ITC Reconciliation Adjustment Factor Ratio and  
 Adjusted ITC Revenues for the  
 Application Period January 1, 2007 through December 31, 2007

**Residential Class**

	(A)	(B) (A)*.941	(C)	(E) (C)/(B)	(F) (B)*(1-(E))	(G) (F)*1.062699
Rate Schedule	Projected Application Period ITC Revenues Including GRT 1/	Projected Application Period ITC Revenues Excluding GRT	2006 Rate Class Over/(Under) Collection	Over/(Under) Collection Adjustment Factor Ratio	Adjusted Application Period ITC Revenues Excluding GRT	Adjusted Application Period ITC Revenues Including GRT
RS	\$ 132,456,288	\$ 124,641,367			\$ 126,014,976	\$ 133,915,989
RTS	3,094,186	2,911,629			2,943,717	3,128,285
RTD	61,588	57,954			58,593	62,267
<b>TOTAL</b>	<u>\$ 135,612,062</u>	<u>\$ 127,610,950</u>	<u>\$ (1,406,336)</u>	<u>(0.011020)</u>	<u>\$ 129,017,286</u>	<u>\$ 137,106,541</u>

1/Per PPL Electric's December 1, 1999 Revised ITC revenue requirements filing  
 at Docket No. R-00994637

PPL Electric Utilities Corporation  
 Computation of ITC Reconciliation Adjustment Factor Ratio and  
 Adjusted ITC Revenues for the  
 Application Period January 1, 2007 through December 31, 2007

**Small Commercial and Industrial Class**

	(A)	(B)	(C)	(E)	(F)	(G)
		(A)*.941		(C)/(B)	(B)*(1-(E))	(F)*1.062699
Rate Schedule	Projected Application Period ITC Revenues Including GRT 1/	Projected Application Period ITC Revenues Excluding GRT	2006 Rate Class Over/(Under) Collection	Over/(Under) Collection Adjustment Factor Ratio	Adjusted Application Period ITC Revenues Excluding GRT	Adjusted Application Period ITC Revenues Including GRT
GS-1	\$ 23,972,438	\$ 22,558,064			\$ 22,799,449	\$ 24,228,952
GS-3	90,895,078	85,532,268			86,447,516	91,867,689
IS-1	56,717	53,371			53,942	57,324
BL	61,145	57,537			58,153	61,799
SA	262,335	246,857			249,499	265,142
SM	68,679	64,627			65,319	69,414
SHS	600,170	564,760			570,803	606,592
SE	105,080	98,880			99,938	106,204
TS	4,929	4,638			4,688	4,982
SI-1	1,846	1,737			1,756	1,866
GH-1	6,526,506	6,141,442			6,207,159	6,596,342
GH-2	1,427,060	1,342,863			1,357,232	1,442,329
<b>TOTAL</b>	<b>\$ 123,981,983</b>	<b>\$ 116,667,044</b>	<b>\$ (1,248,410)</b>	<b>(0.010701)</b>	<b>\$ 117,915,454</b>	<b>\$ 125,308,635</b>

1/Per PPL Electric's December 1, 1999 Revised ITC revenue requirements filing at Docket No. R-00994637

PPL Electric Utilities Corporation  
 Computation of ITC Reconciliation Adjustment Factor Ratio and  
 Adjusted ITC Revenues for the  
 Application Period January 1, 2007 through December 31, 2007

**Large Commercial and Industrial Class**

	(A)	(B) (A)*.941	(C)	(E) (C)/(B)	(F) (B)*(1-(E))	(G) (F)*1.062699
Rate Schedule	Projected Application Period ITC Revenues Including GRT 1/	Projected Application Period ITC Revenues Excluding GRT	2006 Rate Class Over/(Under) Collection	Over/(Under) Collection Adjustment Factor Ratio	Adjusted Application Period ITC Revenues Excluding GRT	Adjusted Application Period ITC Revenues Including GRT
LP-4	\$ 47,016,379	\$ 44,242,413			\$ 44,431,518	\$ 47,217,330
IS-P	3,024,507	2,846,061			2,858,226	3,037,434
LP-5	26,178,833	24,634,282			24,739,576	26,290,723
IS-T	13,959,768	13,136,142			13,192,290	14,019,433
LP-6	5,689,479	5,353,800			5,376,684	5,713,797
LPEP	1,619,143	1,523,614			1,530,126	1,626,063
ISM	2,474,698	2,328,691			2,338,645	2,485,276
Standby	251,863	237,003			238,016	252,939
<b>TOTAL</b>	<b>\$ 100,214,670</b>	<b>\$ 94,302,006</b>	<b>\$ (403,075)</b>	<b>(0.004274)</b>	<b>\$ 94,705,081</b>	<b>\$ 100,642,995</b>

1/Per PPL Electric's December 1, 1999 Revised ITC revenue requirements filing  
 at Docket No. R-00994637

**ATTACHMENT 2**

**PPL Electric Utilities Corporation**  
**Intangible Transition Cost Recovery**  
**2006 Reconciliation**

	Dec-05	Jan-06	Feb-06	Mar-06	Apr-06	May-06
	Actual	Actual	Actual	Actual	Actual	Actual
<b>Residential Class</b>						
<u>Actual (a)</u>						
ITC Revenue Billed	\$ 12,847,030	\$ 14,900,895	\$ 12,604,868	\$ 13,678,584	\$ 10,733,486	\$ 8,582,428
ITC Revenue Billed (without GRT)	\$ 12,089,086	\$ 14,021,742	\$ 11,861,181	\$ 12,869,868	\$ 10,100,210	\$ 8,078,084
<u>Projected</u>						
ITC Revenue (without GRT)	\$ 12,413,333	\$ 14,463,145	\$ 13,520,683	\$ 12,772,176	\$ 10,746,838	\$ 8,604,486
<u>Actual vs. Projected</u>						
Over/(Under) Collection	\$ (324,278)	\$ (441,403)	\$ (1,659,502)	\$ 97,490	\$ (646,628)	\$ (528,422)
<b>Small Commercial and Industrial Class</b>						
<u>Actual (a)</u>						
ITC Revenue Billed	\$ 11,035,135	\$ 11,344,328	\$ 10,269,464	\$ 11,058,086	\$ 10,044,158	\$ 9,727,230
ITC Revenue Billed (without GRT)	\$ 10,384,062	\$ 10,875,013	\$ 9,663,566	\$ 10,405,657	\$ 9,451,553	\$ 9,153,324
<u>Projected</u>						
ITC Revenue (without GRT)	\$ 10,649,497	\$ 10,707,466	\$ 9,928,847	\$ 10,186,396	\$ 9,847,817	\$ 9,412,470
<u>Actual vs. Projected</u>						
Over/(Under) Collection	\$ (265,435)	\$ (32,453)	\$ (265,281)	\$ 219,261	\$ (396,264)	\$ (259,146)
<b>Large Commercial and Industrial Class</b>						
<u>Actual (a)</u>						
ITC Revenue Billed	\$ 8,322,568	\$ 8,544,217	\$ 7,936,272	\$ 8,478,405	\$ 8,077,324	\$ 8,447,875
ITC Revenue Billed (without GRT)	\$ 7,831,537	\$ 8,040,108	\$ 7,468,032	\$ 7,978,181	\$ 7,600,762	\$ 7,949,451
<u>Projected</u>						
ITC Revenue (without GRT)	\$ 8,226,888	\$ 7,996,084	\$ 7,827,572	\$ 7,998,399	\$ 7,910,310	\$ 7,780,839
<u>Actual vs. Projected</u>						
Over/(Under) Collection	\$ (395,151)	\$ 44,024	\$ (359,540)	\$ (20,218)	\$ (308,548)	\$ 168,612
<b>TOTAL</b>						
<u>Actual (a)</u>						
ITC Revenue Billed	\$ 32,204,733	\$ 34,789,440	\$ 30,810,604	\$ 33,213,075	\$ 28,854,968	\$ 26,757,533
ITC Revenue Billed (without GRT)	\$ 30,304,654	\$ 32,736,863	\$ 28,992,779	\$ 31,253,504	\$ 27,152,525	\$ 25,178,839
<u>Projected</u>						
ITC Revenue (without GRT)	\$ 31,289,518	\$ 33,166,695	\$ 31,277,102	\$ 30,956,971	\$ 28,504,965	\$ 25,797,795
<u>Actual vs. Projected</u>						
Over/(Under) Collection	\$ (984,864)	\$ (429,832)	\$ (2,284,323)	\$ 296,533	\$ (1,352,440)	\$ (618,956)

(a) November 2006 is an estimate that will be replaced with actual data by December 15, 2006.

**PPL Electric Utilities Corporation**  
**Intangible Transition Cost Recovery**  
**2006 Reconciliation**

	Jun-06	Jul-06	Aug-06	Sep-06	Oct-06	Nov-06	Total
	Actual	Actual	Actual	Actual	Actual	Estimate	
<b>Residential Class</b>							
<u>Actual (a)</u>							
ITC Revenue Billed	\$ 9,261,745	\$ 11,285,767	\$ 12,828,614	\$ 10,841,520	\$ 8,591,838	\$ 10,674,993	\$ 136,829,768
ITC Revenue Billed (without GRT)	\$ 8,715,302	\$ 10,619,906	\$ 12,071,726	\$ 10,201,870	\$ 8,084,920	\$ 10,045,171	\$ 128,756,813
<u>Projected</u>							
ITC Revenue (without GRT)	\$ 8,681,768	\$ 10,210,127	\$ 10,701,125	\$ 9,265,399	\$ 8,738,898	\$ 10,045,171	\$ 130,163,149
<u>Actual vs. Projected</u>							
Over/(Under) Collection	\$ 33,534	\$ 409,779	\$ 1,370,601	\$ 936,471	\$ (653,978)	\$ -	\$ (1,406,336)
<b>Small Commercial and Industrial Class</b>							
<u>Actual (a)</u>							
ITC Revenue Billed	\$ 10,412,028	\$ 11,075,126	\$ 11,715,203	\$ 11,523,117	\$ 9,895,372	\$ 10,355,708	\$ 128,454,955
ITC Revenue Billed (without GRT)	\$ 9,797,718	\$ 10,421,693	\$ 11,024,007	\$ 10,843,254	\$ 9,311,545	\$ 9,744,724	\$ 120,876,116
<u>Projected</u>							
ITC Revenue (without GRT)	\$ 9,924,047	\$ 10,631,308	\$ 10,981,193	\$ 10,248,817	\$ 9,881,944	\$ 9,744,724	\$ 122,124,526
<u>Actual vs. Projected</u>							
Over/(Under) Collection	\$ (126,329)	\$ (209,615)	\$ 62,814	\$ 594,437	\$ (570,399)	\$ -	\$ (1,248,410)
<b>Large Commercial and Industrial Class</b>							
<u>Actual (a)</u>							
ITC Revenue Billed	\$ 8,544,667	\$ 8,367,774	\$ 9,567,375	\$ 9,162,094	\$ 8,854,394	\$ 8,358,578	\$ 102,661,544
ITC Revenue Billed (without GRT)	\$ 8,040,532	\$ 7,874,076	\$ 9,002,899	\$ 8,621,530	\$ 8,331,984	\$ 7,865,425	\$ 96,604,517
<u>Projected</u>							
ITC Revenue (without GRT)	\$ 8,090,285	\$ 8,446,440	\$ 8,607,957	\$ 8,243,650	\$ 8,013,943	\$ 7,865,425	\$ 97,007,592
<u>Actual vs. Projected</u>							
Over/(Under) Collection	\$ (49,753)	\$ (572,364)	\$ 394,942	\$ 377,880	\$ 318,041	\$ -	\$ (403,075)
<b>TOTAL</b>							
<u>Actual (a)</u>							
ITC Revenue Billed	\$ 28,218,440	\$ 30,728,667	\$ 34,111,192	\$ 31,526,731	\$ 27,341,604	\$ 29,389,280	\$ 367,946,267
ITC Revenue Billed (without GRT)	\$ 26,553,552	\$ 28,915,675	\$ 32,098,632	\$ 29,666,654	\$ 25,728,449	\$ 27,655,320	\$ 346,237,446
<u>Projected</u>							
ITC Revenue (without GRT)	\$ 26,696,100	\$ 29,287,875	\$ 30,270,275	\$ 27,757,866	\$ 26,634,785	\$ 27,655,320	\$ 349,295,267
<u>Actual vs. Projected</u>							
Over/(Under) Collection	\$ (142,548)	\$ (372,200)	\$ 1,828,357	\$ 1,908,788	\$ (906,338)	\$ -	\$ (3,057,821)

(a) November 2006 is an estimate that will be replaced with actual data by December 15, 2006.

**ATTACHMENT 3**

**RESIDENTIAL**

**PPL Electric Utilities Corporation  
Intangible Transition Cost Recovery  
2006 Reconciliation  
Residential Class  
Rate Schedule RS**

	Dec-05 Actual	Jan-06 Actual	Feb-06 Actual	Mar-06 Actual	Apr-06 Actual	May-06 Actual
<b>Rate Schedule RS</b>						
<u>Actual (a)</u>						
kWh Sales (Thousands)	1,300,545	1,506,188	1,246,286	1,357,556	1,052,386	830,745
ITC Revenue Billed	\$ 12,524,860	\$ 14,516,818	\$ 12,284,850	\$ 13,323,263	\$ 10,485,954	\$ 8,410,404
ITC Revenue Billed (without GRT)	\$ 11,785,894	\$ 13,660,326	\$ 11,560,044	\$ 12,537,191	\$ 9,867,283	\$ 7,914,190
<u>Projected</u>						
kWh Sales (Thousands)	1,316,791	1,505,165	1,406,651	1,330,327	1,121,771	901,224
ITC Revenue (without GRT)	\$ 12,089,185	\$ 14,062,412	\$ 13,142,018	\$ 12,428,941	\$ 10,480,450	\$ 8,419,929
<u>Actual vs. Projected</u>						
Over/(Under) Collection	\$ (303,291)	\$ (402,086)	\$ (1,581,974)	\$ 108,250	\$ (613,167)	\$ (505,739)

(a) November 2006 is an estimate that will be replaced with actual data by December 15, 2006.

**PPL Electric Utilities Corporation  
Intangible Transition Cost Recovery  
2006 Reconciliation  
Residential Class  
Rate Schedule RS**

	Jun-06 Actual	Jul-06 Actual	Aug-06 Actual	Sep-06 Actual	Oct-06 Actual	Nov-06 Estimate	Total
<b>Rate Schedule RS</b>							
<u>Actual (a)</u>							
kWh Sales (Thousands)	902,338	1,115,549	1,278,073	1,068,357	832,737	-	12,490,760
ITC Revenue Billed	\$ 9,096,084	\$ 11,102,843	\$ 12,629,140	\$ 10,664,642	\$ 8,438,568	\$ 10,418,398	\$ 133,895,824
ITC Revenue Billed (without GRT)	\$ 8,559,415	\$ 10,447,775	\$ 11,884,021	\$ 10,035,428	\$ 7,940,692	\$ 9,803,715	\$ 125,995,974
<u>Projected</u>							
kWh Sales (Thousands)	911,876	1,073,105	1,124,727	973,735	916,183	1,049,337	13,630,892
ITC Revenue (without GRT)	\$ 8,519,449	\$ 10,025,774	\$ 10,508,067	\$ 9,097,383	\$ 8,559,688	\$ 9,803,715	\$ 127,137,011
<u>Actual vs. Projected</u>							
Over/(Under) Collection	\$ 39,966	\$ 422,001	\$ 1,375,954	\$ 938,045	\$ (618,996)	\$ -	\$ (1,141,037)

(a) November 2006 is an estimate that will be replaced with actual data by December 15, 2006.

**PPL Electric Utilities Corporation  
Intangible Transition Cost Recovery  
2006 Reconciliation  
Residential Class  
Rate Schedule RTS**

	Dec-05 Actual	Jan-06 Actual	Feb-06 Actual	Mar-06 Actual	Apr-06 Actual	May-06 Actual
<b>Rate Schedule RTS</b>						
<u>Actual (a)</u>						
kWh Sales (Thousands)	42,448	50,009	41,018	45,302	31,703	21,998
ITC Revenue Billed	\$ 316,240	\$ 376,768	\$ 314,144	\$ 347,014	\$ 242,855	\$ 168,506
ITC Revenue Billed (without GRT)	\$ 297,581	\$ 354,538	\$ 295,609	\$ 326,540	\$ 228,526	\$ 158,564
<u>Projected</u>						
kWh Sales (Thousands)	45,224	54,638	51,632	46,790	36,295	25,120
ITC Revenue (without GRT)	\$ 318,074	\$ 393,368	\$ 371,726	\$ 336,866	\$ 261,307	\$ 180,852
<u>Actual vs. Projected</u>						
Over/(Under) Collection	\$ (20,493)	\$ (38,830)	\$ (76,117)	\$ (10,326)	\$ (32,781)	\$ (22,288)

(a) November 2006 is an estimate that will be replaced with actual data by December 15, 2006.

**PPL Electric Utilities Corporation  
Intangible Transition Cost Recovery  
2006 Reconciliation  
Residential Class  
Rate Schedule RTS**

	Jun-06 Actual	Jul-06 Actual	Aug-06 Actual	Sep-06 Actual	Oct-06 Actual	Nov-06 Estimate	Total
<b>Rate Schedule RTS</b>							
<u>Actual (a)</u>							
kWh Sales (Thousands)	21,152	23,309	25,394	22,590	19,583	-	344,506
ITC Revenue Billed	\$ 162,036	\$ 178,545	\$ 194,513	\$ 173,043	\$ 150,002	\$ 251,647	\$ 2,875,313
ITC Revenue Billed (without GRT)	\$ 152,476	\$ 168,011	\$ 183,037	\$ 162,833	\$ 141,152	\$ 236,800	\$ 2,705,667
<u>Projected</u>							
kWh Sales (Thousands)	22,067	25,056	26,237	22,835	24,382	32,891	413,167
ITC Revenue (without GRT)	\$ 158,872	\$ 180,391	\$ 188,894	\$ 164,401	\$ 175,539	\$ 236,800	\$ 2,967,090
<u>Actual vs. Projected</u>							
Over/(Under) Collection	\$ (6,396)	\$ (12,380)	\$ (5,857)	\$ (1,568)	\$ (34,387)	\$ -	\$ (261,423)

(a) November 2006 is an estimate that will be replaced with actual data by December 15, 2006.

**PPL Electric Utilities Corporation  
Intangible Transition Cost Recovery  
2006 Reconciliation  
Residential Class  
Rate Schedule RTD**

	Dec-05 Actual	Jan-06 Actual	Feb-06 Actual	Mar-06 Actual	Apr-06 Actual	May-06 Actual
<b>Rate Schedule RTD</b>						
<u>Actual (a)</u>						
kWh Sales (Thousands)	521	616	496	541	398	297
ITC Revenue Billed	\$ 5,930	\$ 7,309	\$ 5,874	\$ 6,307	\$ 4,677	\$ 3,518
ITC Revenue Billed (without GRT)	\$ 5,580	\$ 6,878	\$ 5,528	\$ 5,935	\$ 4,401	\$ 3,310
<u>Projected</u>						
kWh Sales (Thousands)	556	658	620	569	454	331
ITC Revenue (without GRT)	\$ 6,074	\$ 7,365	\$ 6,939	\$ 6,369	\$ 5,081	\$ 3,705
<u>Actual vs. Projected</u>						
Over/(Under) Collection	\$ (494)	\$ (487)	\$ (1,411)	\$ (434)	\$ (680)	\$ (395)

(a) November 2006 is an estimate that will be replaced with actual data by December 15, 2006.

**PPL Electric Utilities Corporation  
Intangible Transition Cost Recovery  
2006 Reconciliation  
Residential Class  
Rate Schedule RTD**

	Jun-06 Actual	Jul-06 Actual	Aug-06 Actual	Sep-06 Actual	Oct-06 Actual	Nov-06 Estimate	Total
<b>Rate Schedule RTD</b>							
<u>Actual (a)</u>							
kWh Sales (Thousands)	302	356	392	312	273	-	4,504
ITC Revenue Billed	\$ 3,625	\$ 4,379	\$ 4,961	\$ 3,835	\$ 3,268	\$ 4,948	\$ 58,631
ITC Revenue Billed (without GRT)	\$ 3,411	\$ 4,120	\$ 4,668	\$ 3,609	\$ 3,076	\$ 4,656	\$ 55,172
<u>Projected</u>							
kWh Sales (Thousands)	308	354	372	323	328	416	5,289
ITC Revenue (without GRT)	\$ 3,447	\$ 3,962	\$ 4,164	\$ 3,615	\$ 3,671	\$ 4,656	\$ 59,048
<u>Actual vs. Projected</u>							
Over/(Under) Collection	\$ (36)	\$ 158	\$ 504	\$ (6)	\$ (595)	\$ -	\$ (3,876)

(a) November 2006 is an estimate that will be replaced with actual data by December 15, 2006.

**SMALL COMMERCIAL AND INDUSTRIAL**

**PPL Electric Utilities Corporation  
Intangible Transition Cost Recovery  
2006 Reconciliation  
Small Commercial and Industrial Class  
Rate Schedule GS-1**

	Dec-05 Actual	Jan-06 Actual	Feb-06 Actual	Mar-06 Actual	Apr-06 Actual	May-06 Actual
<b>Rate Schedule GS-1</b>						
<u>Actual (a)</u>						
kWh Sales (Thousands)	158,846	180,521	159,459	170,411	143,706	139,407
ITC Revenue Billed	\$ 2,081,882	\$ 2,312,102	\$ 2,027,203	\$ 2,151,477	\$ 1,837,140	\$ 1,787,007
ITC Revenue Billed (without GRT)	\$ 1,959,051	\$ 2,175,688	\$ 1,907,598	\$ 2,024,540	\$ 1,728,749	\$ 1,681,574
<u>Projected</u>						
kWh Sales (Thousands)	167,158	175,049	161,107	165,105	159,117	151,336
ITC Revenue (without GRT)	\$ 2,069,588	\$ 2,091,642	\$ 1,925,051	\$ 1,972,823	\$ 1,901,273	\$ 1,808,298
<u>Actual vs. Projected</u>						
Over/(Under) Collection	\$ (110,537)	\$ 84,046	\$ (17,453)	\$ 51,717	\$ (172,524)	\$ (126,724)

(a) November 2006 is an estimate that will be replaced with actual data by December 15, 2006.

**PPL Electric Utilities Corporation  
Intangible Transition Cost Recovery  
2006 Reconciliation  
Small Commercial and Industrial Class  
Rate Schedule GS-1**

	Jun-06 Actual	Jul-06 Actual	Aug-06 Actual	Sep-06 Actual	Oct-06 Actual	Nov-06 Estimate	Total
<b>Rate Schedule GS-1</b>							
<u>Actual (a)</u>							
kWh Sales (Thousands)	149,097	170,874	182,919	173,795	139,723	-	1,768,758
ITC Revenue Billed	\$ 1,912,365	\$ 2,163,934	\$ 2,298,083	\$ 2,193,383	\$ 1,796,771	\$ 1,990,742	\$ 24,552,089
ITC Revenue Billed (without GRT)	\$ 1,799,535	\$ 2,036,262	\$ 2,162,497	\$ 2,063,973	\$ 1,690,761	\$ 1,873,288	\$ 23,103,516
<u>Projected</u>							
kWh Sales (Thousands)	160,117	172,219	177,822	165,263	158,750	156,775	1,969,818
ITC Revenue (without GRT)	\$ 1,913,222	\$ 2,057,827	\$ 2,124,777	\$ 1,974,711	\$ 1,896,887	\$ 1,873,288	\$ 23,609,387
<u>Actual vs. Projected</u>							
Over/(Under) Collection	\$ (113,687)	\$ (21,565)	\$ 37,720	\$ 89,262	\$ (206,126)	\$ -	\$ (505,871)

(a) November 2006 is an estimate that will be replaced with actual data by December 15, 2006.

**PPL Electric Utilities Corporation  
Intangible Transition Cost Recovery  
2006 Reconciliation  
Small Commercial and Industrial Class  
Rate Schedule GS-3**

	Dec-05 Actual	Jan-06 Actual	Feb-06 Actual	Mar-06 Actual	Apr-06 Actual	May-06 Actual
<b>Rate Schedule GS-3</b>						
<u>Actual (a)</u>						
kWh Sales (Thousands)	718,015	726,150	665,776	725,881	678,123	667,557
ITC Revenue Billed	\$ 8,082,315	\$ 8,046,031	\$ 7,337,763	\$ 7,931,840	\$ 7,471,686	\$ 7,356,962
ITC Revenue Billed (without GRT)	\$ 7,605,459	\$ 7,571,315	\$ 6,904,835	\$ 7,463,862	\$ 7,030,856	\$ 6,922,901
<u>Projected</u>						
kWh Sales (Thousands)	731,391	757,676	705,088	723,686	701,268	671,170
ITC Revenue (without GRT)	\$ 7,779,295	\$ 7,812,334	\$ 7,270,104	\$ 7,461,866	\$ 7,230,716	\$ 6,920,378
<u>Actual vs. Projected</u>						
Over/(Under) Collection	\$ (173,836)	\$ (241,019)	\$ (365,269)	\$ 1,996	\$ (199,860)	\$ 2,523

(a) November 2006 is an estimate that will be replaced with actual data by December 15, 2006.

**PPL Electric Utilities Corporation  
Intangible Transition Cost Recovery  
2006 Reconciliation  
Small Commercial and Industrial Class  
Rate Schedule GS-3**

	Jun-06 Actual	Jul-06 Actual	Aug-06 Actual	Sep-06 Actual	Oct-06 Actual	Nov-06 Estimate	Total
<b>Rate Schedule GS-3</b>							
<u>Actual (a)</u>							
kWh Sales (Thousands)	717,348	760,974	806,512	799,860	682,489	-	7,948,685
ITC Revenue Billed	\$ 7,917,911	\$ 8,325,291	\$ 8,811,117	\$ 8,707,933	\$ 7,529,841	\$ 7,586,685	\$ 95,105,375
ITC Revenue Billed (without GRT)	\$ 7,450,754	\$ 7,834,099	\$ 8,291,261	\$ 8,194,165	\$ 7,085,580	\$ 7,139,073	\$ 89,494,160
<u>Projected</u>							
kWh Sales (Thousands)	708,071	757,547	780,131	729,679	702,896	692,380	8,660,983
ITC Revenue (without GRT)	\$ 7,300,861	\$ 7,811,004	\$ 8,043,866	\$ 7,523,660	\$ 7,247,502	\$ 7,139,073	\$ 89,540,659
<u>Actual vs. Projected</u>							
Over/(Under) Collection	\$ 149,893	\$ 23,095	\$ 247,395	\$ 670,505	\$ (161,922)	\$ -	\$ (46,499)

(a) November 2006 is an estimate that will be replaced with actual data by December 15, 2006.

**PPL Electric Utilities Corporation  
Intangible Transition Cost Recovery  
2006 Reconciliation  
Small Commercial and Industrial Class  
Rate Schedule IS-1**

	Dec-05 Actual	Jan-06 Actual	Feb-06 Actual	Mar-06 Actual	Apr-06 Actual	May-06 Actual
<b>Rate Schedule IS-1</b>						
<u>Actual (a)</u>						
kWh Sales (Thousands)	206	262	198	169	109	85
ITC Revenue Billed	\$ 7,486	\$ 9,168	\$ 6,936	\$ 5,999	\$ 4,144	\$ 3,340
ITC Revenue Billed (without GRT)	\$ 7,045	\$ 8,627	\$ 6,527	\$ 5,645	\$ 3,899	\$ 3,143
<u>Projected</u>						
kWh Sales (Thousands)	134	140	128	132	127	120
ITC Revenue (without GRT)	\$ 4,886	\$ 4,962	\$ 4,536	\$ 4,678	\$ 4,501	\$ 4,253
<u>Actual vs. Projected</u>						
Over/(Under) Collection	\$ 2,159	\$ 3,665	\$ 1,991	\$ 967	\$ (602)	\$ (1,110)

(a) November 2006 is an estimate that will be replaced with actual data by December 15, 2006.

**PPL Electric Utilities Corporation  
Intangible Transition Cost Recovery  
2006 Reconciliation  
Small Commercial and Industrial Class  
Rate Schedule IS-1**

	Jun-06 Actual	Jul-06 Actual	Aug-06 Actual	Sep-06 Actual	Oct-06 Actual	Nov-06 Estimate	Total
<b>Rate Schedule IS-1</b>							
<u>Actual (a)</u>							
kWh Sales (Thousands)	71	66	66	103	134	-	1,469
ITC Revenue Billed	\$ 2,881	\$ 2,755	\$ 2,773	\$ 3,869	\$ 4,940	\$ 4,708	\$ 58,999
ITC Revenue Billed (without GRT)	\$ 2,711	\$ 2,592	\$ 2,610	\$ 3,640	\$ 4,648	\$ 4,430	\$ 55,517
<u>Projected</u>							
kWh Sales (Thousands)	127	138	142	132	127	125	1,572
ITC Revenue (without GRT)	\$ 4,501	\$ 4,891	\$ 5,032	\$ 4,678	\$ 4,501	\$ 4,430	\$ 55,849
<u>Actual vs. Projected</u>							
Over/(Under) Collection	\$ (1,790)	\$ (2,299)	\$ (2,422)	\$ (1,038)	\$ 147	\$ -	\$ (332)

(a) November 2006 is an estimate that will be replaced with actual data by December 15, 2006.

**PPL Electric Utilities Corporation  
Intangible Transition Cost Recovery  
2006 Reconciliation  
Small Commercial and Industrial Class  
Rate Schedule BL**

	Dec-05 Actual	Jan-06 Actual	Feb-06 Actual	Mar-06 Actual	Apr-06 Actual	May-06 Actual
<b>Rate Schedule BL</b>						
<u>Actual (a)</u>						
kWh Sales (Thousands)	1,306	539	598	563	530	433
ITC Revenue Billed	\$ 13,891	\$ 5,538	\$ 6,069	\$ 5,717	\$ 5,389	\$ 4,414
ITC Revenue Billed (without GRT)	\$ 13,071	\$ 5,211	\$ 5,711	\$ 5,379	\$ 5,071	\$ 4,153
<u>Projected</u>						
kWh Sales (Thousands)	530	540	540	540	540	540
ITC Revenue (without GRT)	\$ 5,304	\$ 5,120	\$ 5,120	\$ 5,120	\$ 5,120	\$ 5,120
<u>Actual vs. Projected</u>						
Over/(Under) Collection	\$ 7,767	\$ 91	\$ 591	\$ 259	\$ (49)	\$ (967)

(a) November 2006 is an estimate that will be replaced with actual data by December 15, 2006.

**PPL Electric Utilities Corporation**  
**Intangible Transition Cost Recovery**  
**2006 Reconciliation**  
**Small Commercial and Industrial Class**  
**Rate Schedule BL**

	Jun-06 Actual	Jul-06 Actual	Aug-06 Actual	Sep-06 Actual	Oct-06 Actual	Nov-06 Estimate	Total
<b>Rate Schedule BL</b>							
<u>Actual (a)</u>							
kWh Sales (Thousands)	449	417	503	597	462	-	6,397
ITC Revenue Billed	\$ 4,573	\$ 4,230	\$ 5,118	\$ 6,079	\$ 4,708	\$ 5,441	\$ 71,167
ITC Revenue Billed (without GRT)	\$ 4,303	\$ 3,981	\$ 4,816	\$ 5,720	\$ 4,430	\$ 5,120	\$ 66,966
<u>Projected</u>							
kWh Sales (Thousands)	540	540	540	540	540	540	6,470
ITC Revenue (without GRT)	\$ 5,120	\$ 5,120	\$ 5,120	\$ 5,120	\$ 5,120	\$ 5,120	\$ 61,624
<u>Actual vs. Projected</u>							
Over/(Under) Collection	\$ (817)	\$ (1,139)	\$ (304)	\$ 600	\$ (690)	\$ -	\$ 5,342

(a) November 2006 is an estimate that will be replaced with actual data by December 15, 2006.

**PPL Electric Utilities Corporation  
Intangible Transition Cost Recovery  
2006 Reconciliation  
Small Commercial and Industrial Class  
Rate Schedule SA**

	Dec-06 Actual	Jan-06 Actual	Feb-06 Actual	Mar-06 Actual	Apr-06 Actual	May-06 Actual
<b>Rate Schedule SA</b>						
<u>Actual (a)</u>						
kWh Sales (Thousands)	2,366	2,448	2,088	2,070	1,823	1,650
ITC Revenue Billed	\$ 22,901	\$ 23,082	\$ 22,813	\$ 22,889	\$ 22,971	\$ 22,955
ITC Revenue Billed (without GRT)	\$ 21,550	\$ 21,721	\$ 21,467	\$ 21,538	\$ 21,615	\$ 21,601
<u>Projected</u>						
kWh Sales (Thousands)	2,451	2,364	1,996	1,996	1,686	1,647
ITC Revenue (without GRT)	\$ 27,543	\$ 26,213	\$ 22,133	\$ 22,133	\$ 18,695	\$ 18,263
<u>Actual vs. Projected</u>						
Over/(Under) Collection	\$ (5,993)	\$ (4,492)	\$ (666)	\$ (595)	\$ 2,920	\$ 3,338

(a) November 2006 is an estimate that will be replaced with actual data by December 15, 2006.

**PPL Electric Utilities Corporation  
Intangible Transition Cost Recovery  
2006 Reconciliation  
Small Commercial and Industrial Class  
Rate Schedule SA**

	Jun-06 Actual	Jul-06 Actual	Aug-06 Actual	Sep-06 Actual	Oct-06 Actual	Nov-06 Estimate	Total
<b>Rate Schedule SA</b>							
<u>Actual (a)</u>							
kWh Sales (Thousands)	1,564	1,503	1,562	1,886	1,948	-	20,908
ITC Revenue Billed	\$ 23,062	\$ 22,909	\$ 22,655	\$ 22,794	\$ 22,845	\$ 26,725	\$ 278,601
ITC Revenue Billed (without GRT)	\$ 21,701	\$ 21,557	\$ 21,319	\$ 21,449	\$ 21,497	\$ 25,149	\$ 262,164
<u>Projected</u>							
kWh Sales (Thousands)	1,454	1,570	1,764	1,899	2,171	2,268	23,266
ITC Revenue (without GRT)	\$ 16,123	\$ 17,409	\$ 19,560	\$ 21,057	\$ 24,073	\$ 25,149	\$ 258,351
<u>Actual vs. Projected</u>							
Over/(Under) Collection	\$ 5,578	\$ 4,148	\$ 1,759	\$ 392	\$ (2,576)	\$ -	\$ 3,813

(a) November 2006 is an estimate that will be replaced with actual data by December 15, 2006.

**PPL Electric Utilities Corporation  
Intangible Transition Cost Recovery  
2006 Reconciliation  
Small Commercial and Industrial Class  
Rate Schedule SM**

	Dec-05 Actual	Jan-06 Actual	Feb-06 Actual	Mar-06 Actual	Apr-06 Actual	May-06 Actual
<b>Rate Schedule SM</b>						
<u>Actual (a)</u>						
kWh Sales (Thousands)	472	528	428	427	396	337
ITC Revenue Billed	\$ 5,704	\$ 5,609	\$ 5,846	\$ 5,837	\$ 5,836	\$ 5,850
ITC Revenue Billed (without GRT)	\$ 5,367	\$ 5,278	\$ 5,502	\$ 5,492	\$ 5,492	\$ 5,505
<u>Projected</u>						
kWh Sales (Thousands)	538	521	440	440	372	363
ITC Revenue (without GRT)	\$ 7,221	\$ 6,871	\$ 5,802	\$ 5,802	\$ 4,906	\$ 4,787
<u>Actual vs. Projected</u>						
Over/(Under) Collection	\$ (1,854)	\$ (1,593)	\$ (300)	\$ (310)	\$ 586	\$ 718

(a) November 2006 is an estimate that will be replaced with actual data by December 15, 2006.

**PPL Electric Utilities Corporation  
Intangible Transition Cost Recovery  
2006 Reconciliation  
Small Commercial and Industrial Class  
Rate Schedule SM**

	Jun-06 Actual	Jul-06 Actual	Aug-06 Actual	Sep-06 Actual	Oct-06 Actual	Nov-06 Estimate	Total
<b>Rate Schedule SM</b>							
<u>Actual (a)</u>							
kWh Sales (Thousands)	305	289	294	328	383	-	4,187
ITC Revenue Billed	\$ 5,578	\$ 5,563	\$ 5,564	\$ 5,447	\$ 5,045	\$ 6,993	\$ 68,872
ITC Revenue Billed (without GRT)	\$ 5,249	\$ 5,235	\$ 5,235	\$ 5,126	\$ 4,747	\$ 6,580	\$ 64,808
<u>Projected</u>							
kWh Sales (Thousands)	320	346	389	419	479	499	5,126
ITC Revenue (without GRT)	\$ 4,220	\$ 4,563	\$ 5,130	\$ 5,525	\$ 6,317	\$ 6,580	\$ 67,724
<u>Actual vs. Projected</u>							
Over/(Under) Collection	\$ 1,029	\$ 672	\$ 105	\$ (399)	\$ (1,570)	\$ -	\$ (2,916)

(a) November 2006 is an estimate that will be replaced with actual data by December 15, 2006.

**PPL Electric Utilities Corporation  
Intangible Transition Cost Recovery  
2006 Reconciliation  
Small Commercial and Industrial Class  
Rate Schedule SHS**

	Dec-05 Actual	Jan-06 Actual	Feb-06 Actual	Mar-06 Actual	Apr-06 Actual	May-06 Actual
<b>Rate Schedule SHS</b>						
<u>Actual (a)</u>						
kWh Sales (Thousands)	5,709	6,234	4,710	4,371	4,088	3,511
ITC Revenue Billed	\$ 48,767	\$ 46,792	\$ 53,144	\$ 49,167	\$ 50,427	\$ 50,452
ITC Revenue Billed (without GRT)	\$ 45,890	\$ 44,032	\$ 50,008	\$ 46,266	\$ 47,452	\$ 47,475
<u>Projected</u>						
kWh Sales (Thousands)	6,648	6,471	5,464	5,464	4,615	4,509
ITC Revenue (without GRT)	\$ 63,064	\$ 60,047	\$ 50,702	\$ 50,702	\$ 42,824	\$ 41,840
<u>Actual vs. Projected</u>						
Over/(Under) Collection	\$ (17,174)	\$ (16,015)	\$ (694)	\$ (4,436)	\$ 4,628	\$ 5,635

(a) November 2006 is an estimate that will be replaced with actual data by December 15, 2006.

**PPL Electric Utilities Corporation  
Intangible Transition Cost Recovery  
2006 Reconciliation  
Small Commercial and Industrial Class  
Rate Schedule SHS**

	Jun-06 Actual	Jul-06 Actual	Aug-06 Actual	Sep-06 Actual	Oct-06 Actual	Nov-06 Estimate	Total
<b>Rate Schedule SHS</b>							
<u>Actual (a)</u>							
kWh Sales (Thousands)	3,316	3,158	3,243	3,598	4,287	-	46,225
ITC Revenue Billed	\$ 50,637	\$ 50,774	\$ 50,592	\$ 50,594	\$ 50,827	\$ 61,208	\$ 613,381
ITC Revenue Billed (without GRT)	\$ 47,650	\$ 47,778	\$ 47,607	\$ 47,609	\$ 47,829	\$ 57,597	\$ 577,193
<u>Projected</u>							
kWh Sales (Thousands)	3,979	4,297	4,827	5,199	5,941	6,207	63,621
ITC Revenue (without GRT)	\$ 36,922	\$ 39,873	\$ 44,791	\$ 48,243	\$ 55,128	\$ 57,597	\$ 591,733
<u>Actual vs. Projected</u>							
Over/(Under) Collection	\$ 10,728	\$ 7,905	\$ 2,816	\$ (634)	\$ (7,299)	\$ -	\$ (14,540)

(a) November 2006 is an estimate that will be replaced with actual data by December 15, 2006.

**PPL Electric Utilities Corporation  
Intangible Transition Cost Recovery  
2006 Reconciliation  
Small Commercial and Industrial Class  
Rate Schedule SE**

	Dec-05 Actual	Jan-06 Actual	Feb-06 Actual	Mar-06 Actual	Apr-06 Actual	May-06 Actual
<b>Rate Schedule SE</b>						
<u>Actual (a)</u>						
kWh Sales (Thousands)	2,518	3,038	2,869	2,875	3,725	2,582
ITC Revenue Billed	\$ 12,886	\$ 15,878	\$ 8,637	\$ 8,729	\$ 11,604	\$ 7,882
ITC Revenue Billed (without GRT)	\$ 12,126	\$ 14,941	\$ 8,127	\$ 8,214	\$ 10,919	\$ 7,417
<u>Projected</u>						
kWh Sales (Thousands)	2,079	2,023	1,708	1,708	1,442	1,409
ITC Revenue (without GRT)	\$ 9,113	\$ 10,444	\$ 8,817	\$ 8,817	\$ 7,444	\$ 7,274
<u>Actual vs. Projected</u>						
Over/(Under) Collection	\$ 3,013	\$ 4,497	\$ (690)	\$ (603)	\$ 3,475	\$ 143

(a) November 2006 is an estimate that will be replaced with actual data by December 15, 2006.

**PPL Electric Utilities Corporation  
Intangible Transition Cost Recovery  
2006 Reconciliation  
Small Commercial and Industrial Class  
Rate Schedule SE**

	Jun-06 Actual	Jul-06 Actual	Aug-06 Actual	Sep-06 Actual	Oct-06 Actual	Nov-06 Estimate	Total
<b>Rate Schedule SE</b>							
<u>Actual (a)</u>							
kWh Sales (Thousands)	2,465	2,323	2,374	2,645	3,175	-	30,589
ITC Revenue Billed	\$ 7,522	\$ 7,084	\$ 7,245	\$ 8,070	\$ 9,681	\$ 10,643	\$ 115,861
ITC Revenue Billed (without GRT)	\$ 7,078	\$ 6,666	\$ 6,817	\$ 7,594	\$ 9,110	\$ 10,015	\$ 109,024
<u>Projected</u>							
kWh Sales (Thousands)	1,243	1,343	1,509	1,625	1,857	1,940	19,886
ITC Revenue (without GRT)	\$ 6,417	\$ 6,933	\$ 7,790	\$ 8,389	\$ 9,587	\$ 10,015	\$ 101,040
<u>Actual vs. Projected</u>							
Over/(Under) Collection	\$ 661	\$ (267)	\$ (973)	\$ (795)	\$ (477)	\$ -	\$ 7,984

(a) November 2006 is an estimate that will be replaced with actual data by December 15, 2006.

**PPL Electric Utilities Corporation  
Intangible Transition Cost Recovery  
2006 Reconciliation  
Small Commercial and Industrial Class  
Rate Schedule TS**

	Dec-05 Actual	Jan-06 Actual	Feb-06 Actual	Mar-06 Actual	Apr-06 Actual	May-06 Actual
<b>Rate Schedule TS</b>						
<u>Actual (a)</u>						
kWh Sales (Thousands)	27	27	27	26	27	27
ITC Revenue Billed	\$ 395	\$ 395	\$ 429	\$ 429	\$ 429	\$ 429
ITC Revenue Billed (without GRT)	\$ 371	\$ 371	\$ 404	\$ 404	\$ 404	\$ 404
<u>Projected</u>						
kWh Sales (Thousands)	30	30	27	30	29	30
ITC Revenue (without GRT)	\$ 417	\$ 412	\$ 371	\$ 412	\$ 398	\$ 412
<u>Actual vs. Projected</u>						
Over/(Under) Collection	\$ (46)	\$ (41)	\$ 33	\$ (8)	\$ 6	\$ (8)

(a) November 2006 is an estimate that will be replaced with actual data by December 15, 2006.

**PPL Electric Utilities Corporation  
Intangible Transition Cost Recovery  
2006 Reconciliation  
Small Commercial and Industrial Class  
Rate Schedule TS**

	Jun-06 Actual	Jul-06 Actual	Aug-06 Actual	Sep-06 Actual	Oct-06 Actual	Nov-06 Estimate	Total
<b>Rate Schedule TS</b>							
<u>Actual (a)</u>							
kWh Sales (Thousands)	27	27	27	27	27	-	296
ITC Revenue Billed	\$ 429	\$ 429	\$ 429	\$ 429	\$ 429	\$ 423	\$ 5,074
ITC Revenue Billed (without GRT)	\$ 404	\$ 404	\$ 404	\$ 404	\$ 404	\$ 398	\$ 4,776
<u>Projected</u>							
kWh Sales (Thousands)	29	30	30	29	30	29	353
ITC Revenue (without GRT)	\$ 398	\$ 412	\$ 412	\$ 398	\$ 412	\$ 398	\$ 4,852
<u>Actual vs. Projected</u>							
Over/(Under) Collection	\$ 6	\$ (8)	\$ (8)	\$ 6	\$ (8)	\$ -	\$ (76)

(a) November 2006 is an estimate that will be replaced with actual data by December 15, 2006.

**PPL Electric Utilities Corporation  
Intangible Transition Cost Recovery  
2006 Reconciliation  
Small Commercial and Industrial Class  
Rate Schedule SI-1**

	Dec-05 Actual	Jan-06 Actual	Feb-06 Actual	Mar-06 Actual	Apr-06 Actual	May-06 Actual
<b>Rate Schedule SI-1</b>						
<u>Actual (a)</u>						
kWh Sales (Thousands)	8	9	8	7	7	6
ITC Revenue Billed	\$ 142	\$ 142	\$ 161	\$ 161	\$ 160	\$ 160
ITC Revenue Billed (without GRT)	\$ 134	\$ 134	\$ 151	\$ 151	\$ 151	\$ 151
<u>Projected</u>						
kWh Sales (Thousands)	10	10	8	8	7	7
ITC Revenue (without GRT)	\$ 195	\$ 191	\$ 153	\$ 153	\$ 134	\$ 134
<u>Actual vs. Projected</u>						
Over/(Under) Collection	\$ (61)	\$ (57)	\$ (2)	\$ (2)	\$ 17	\$ 17

(a) November 2006 is an estimate that will be replaced with actual data by December 15, 2006.

**PPL Electric Utilities Corporation  
Intangible Transition Cost Recovery  
2006 Reconciliation  
Small Commercial and Industrial Class  
Rate Schedule SI-1**

	Jun-06 Actual	Jul-06 Actual	Aug-06 Actual	Sep-06 Actual	Oct-06 Actual	Nov-06 Estimate	Total
<b>Rate Schedule SI-1</b>							
<u>Actual (a)</u>							
kWh Sales (Thousands)	6	5	5	6	7	-	74
ITC Revenue Billed	\$ 160	\$ 160	\$ 160	\$ 160	\$ 160	\$ 183	\$ 1,909
ITC Revenue Billed (without GRT)	\$ 151	\$ 151	\$ 151	\$ 151	\$ 151	\$ 172	\$ 1,799
<u>Projected</u>							
kWh Sales (Thousands)	6	6	7	8	9	9	95
ITC Revenue (without GRT)	\$ 115	\$ 115	\$ 134	\$ 153	\$ 172	\$ 172	\$ 1,821
<u>Actual vs. Projected</u>							
Over/(Under) Collection	\$ 36	\$ 36	\$ 17	\$ (2)	\$ (21)	\$ -	\$ (22)

(a) November 2006 is an estimate that will be replaced with actual data by December 15, 2006.

**PPL Electric Utilities Corporation  
Intangible Transition Cost Recovery  
2006 Reconciliation  
Small Commercial and Industrial Class  
Rate Schedule GH-1**

	Dec-05 Actual	Jan-06 Actual	Feb-06 Actual	Mar-06 Actual	Apr-06 Actual	May-06 Actual
<b>Rate Schedule GH-1</b>						
<u>Actual (a)</u>						
kWh Sales (Thousands)	29,534	32,622	29,045	31,510	23,249	18,717
ITC Revenue Billed	\$ 608,345	\$ 692,529	\$ 642,237	\$ 695,916	\$ 516,464	\$ 417,299
ITC Revenue Billed (without GRT)	\$ 572,452	\$ 651,669	\$ 604,345	\$ 654,857	\$ 485,993	\$ 392,678
<u>Projected</u>						
kWh Sales (Thousands)	28,691	27,082	25,013	25,714	24,853	23,679
ITC Revenue (without GRT)	\$ 560,052	\$ 565,041	\$ 521,873	\$ 536,499	\$ 518,535	\$ 494,040
<u>Actual vs. Projected</u>						
Over/(Under) Collection	\$ 12,400	\$ 86,628	\$ 82,472	\$ 118,358	\$ (32,542)	\$ (101,362)

(a) November 2006 is an estimate that will be replaced with actual data by December 15, 2006.

**PPL Electric Utilities Corporation  
Intangible Transition Cost Recovery  
2006 Reconciliation  
Small Commercial and Industrial Class  
Rate Schedule GH-1**

	Jun-06 Actual	Jul-06 Actual	Aug-06 Actual	Sep-06 Actual	Oct-06 Actual	Nov-06 Estimate	Total
<b>Rate Schedule GH-1</b>							
<u>Actual (a)</u>							
kWh Sales (Thousands)	18,533	18,313	18,615	19,919	18,187	-	258,244
ITC Revenue Billed	\$ 413,283	\$ 408,704	\$ 415,387	\$ 443,383	\$ 405,514	\$ 543,330	\$ 6,202,391
ITC Revenue Billed (without GRT)	\$ 388,899	\$ 384,590	\$ 390,879	\$ 417,224	\$ 381,589	\$ 511,274	\$ 5,836,449
<u>Projected</u>							
kWh Sales (Thousands)	25,029	26,867	27,704	25,838	24,875	24,505	309,850
ITC Revenue (without GRT)	\$ 522,207	\$ 560,555	\$ 578,018	\$ 539,086	\$ 518,994	\$ 511,274	\$ 6,426,174
<u>Actual vs. Projected</u>							
Over/(Under) Collection	\$ (133,308)	\$ (175,965)	\$ (187,139)	\$ (121,862)	\$ (137,405)	\$ -	\$ (589,725)

(a) November 2006 is an estimate that will be replaced with actual data by December 15, 2006.

**PPL Electric Utilities Corporation  
Intangible Transition Cost Recovery  
2006 Reconciliation  
Small Commercial and Industrial Class  
Rate Schedule GH-2**

	Dec-05 Actual	Jan-06 Actual	Feb-06 Actual	Mar-06 Actual	Apr-06 Actual	May-06 Actual
<b>Rate Schedule GH-2</b>						
<u>Actual (a)</u>						
kWh Sales (Thousands)	7,094	8,604	7,210	8,134	5,482	3,428
ITC Revenue Billed	\$ 150,421	\$ 187,062	\$ 158,226	\$ 179,925	\$ 117,908	\$ 70,480
ITC Revenue Billed (without GRT)	\$ 141,546	\$ 176,026	\$ 148,891	\$ 169,309	\$ 110,952	\$ 66,322
<u>Projected</u>						
kWh Sales (Thousands)	6,225	6,120	5,627	5,785	5,582	5,306
ITC Revenue (without GRT)	\$ 122,819	\$ 124,189	\$ 114,185	\$ 117,391	\$ 113,271	\$ 107,671
<u>Actual vs. Projected</u>						
Over/(Under) Collection	\$ 18,727	\$ 51,837	\$ 34,706	\$ 51,918	\$ (2,319)	\$ (41,349)

(a) November 2006 is an estimate that will be replaced with actual data by December 15, 2006.

**PPL Electric Utilities Corporation  
Intangible Transition Cost Recovery  
2006 Reconciliation  
Small Commercial and Industrial Class  
Rate Schedule GH-2**

	Jun-06 Actual	Jul-06 Actual	Aug-06 Actual	Sep-06 Actual	Oct-06 Actual	Nov-06 Estimate	Total
<b>Rate Schedule GH-2</b>							
<u>Actual (a)</u>							
kWh Sales (Thousands)	3,567	3,968	4,512	3,871	3,175	-	59,045
ITC Revenue Billed	\$ 73,627	\$ 83,293	\$ 96,080	\$ 80,976	\$ 64,611	\$ 118,627	\$ 1,381,236
ITC Revenue Billed (without GRT)	\$ 69,283	\$ 78,378	\$ 90,411	\$ 76,199	\$ 60,799	\$ 111,628	\$ 1,299,744
<u>Projected</u>							
kWh Sales (Thousands)	5,615	6,042	6,237	5,805	5,581	5,501	69,426
ITC Revenue (without GRT)	\$ 113,941	\$ 122,606	\$ 126,563	\$ 117,797	\$ 113,251	\$ 111,628	\$ 1,405,312
<u>Actual vs. Projected</u>							
Over/(Under) Collection	\$ (44,658)	\$ (44,228)	\$ (36,152)	\$ (41,598)	\$ (52,452)	\$ -	\$ (105,568)

(a) November 2006 is an estimate that will be replaced with actual data by December 15, 2006.

**LARGE COMMERCIAL AND INDUSTRIAL**

**PPL Electric Utilities Corporation  
Intangible Transition Cost Recovery  
2006 Reconciliation  
Large Commercial and Industrial Class  
Rate Schedule LP-4**

	Dec-05 Actual	Jan-06 Actual	Feb-06 Actual	Mar-06 Actual	Apr-06 Actual	May-06 Actual
<b>Rate Schedule LP-4</b>						
<u>Actual (a)</u>						
kWh Sales (Thousands)	473,875	465,214	445,990	478,767	452,549	464,211
ITC Revenue Billed	\$ 4,194,804	\$ 3,985,803	\$ 3,752,886	\$ 3,957,731	\$ 3,769,272	\$ 3,903,727
ITC Revenue Billed (without GRT)	\$ 3,947,311	\$ 3,750,640	\$ 3,531,466	\$ 3,724,225	\$ 3,546,885	\$ 3,673,408
<u>Projected</u>						
kWh Sales (Thousands)	471,054	489,295	471,943	481,934	473,032	461,988
ITC Revenue (without GRT)	\$ 3,903,487	\$ 3,818,579	\$ 3,683,160	\$ 3,761,132	\$ 3,691,659	\$ 3,605,469
<u>Actual vs. Projected</u>						
Over/(Under) Collection	\$ 43,824	\$ (67,939)	\$ (151,694)	\$ (36,907)	\$ (144,774)	\$ 67,939

(a) November 2006 is an estimate that will be replaced with actual data by December 15, 2006.

**PPL Electric Utilities Corporation  
Intangible Transition Cost Recovery  
2006 Reconciliation  
Large Commercial and Industrial Class  
Rate Schedule LP-4**

	Jun-06 Actual	Jul-06 Actual	Aug-06 Actual	Sep-06 Actual	Oct-06 Actual	Nov-06 Estimate	Total
<b>Rate Schedule LP-4</b>							
<u>Actual (a)</u>							
kWh Sales (Thousands)	490,929	516,999	537,102	553,674	479,621	-	5,358,931
ITC Revenue Billed	\$ 4,123,648	\$ 4,298,209	\$ 4,465,302	\$ 4,520,987	\$ 4,049,908	\$ 3,897,097	\$ 48,919,374
ITC Revenue Billed (without GRT)	\$ 3,880,353	\$ 4,044,615	\$ 4,201,849	\$ 4,254,249	\$ 3,810,963	\$ 3,667,169	\$ 46,033,133
<u>Projected</u>							
kWh Sales (Thousands)	483,055	508,746	520,497	493,927	477,756	469,894	5,803,121
ITC Revenue (without GRT)	\$ 3,769,881	\$ 3,970,380	\$ 4,062,087	\$ 3,854,728	\$ 3,728,526	\$ 3,667,169	\$ 45,516,257
<u>Actual vs. Projected</u>							
Over/(Under) Collection	\$ 110,472	\$ 74,235	\$ 139,762	\$ 399,521	\$ 82,437	\$ -	\$ 516,876

(a) November 2006 is an estimate that will be replaced with actual data by December 15, 2006.

**PPL Electric Utilities Corporation  
Intangible Transition Cost Recovery  
2006 Reconciliation  
Large Commercial and Industrial Class  
Rate Schedule IS-P**

	Dec-05 Actual	Jan-06 Actual	Feb-06 Actual	Mar-06 Actual	Apr-06 Actual	May-06 Actual
<b>Rate Schedule IS-P</b>						
<u>Actual (a)</u>						
kWh Sales (Thousands)	26,871	25,068	26,818	27,449	26,897	26,913
ITC Revenue Billed	\$ 228,168	\$ 219,300	\$ 229,971	\$ 235,269	\$ 230,997	\$ 231,373
ITC Revenue Billed (without GRT)	\$ 214,706	\$ 206,361	\$ 216,403	\$ 221,388	\$ 217,369	\$ 217,722
<u>Projected</u>						
kWh Sales (Thousands)	30,353	28,833	29,037	29,870	29,885	29,679
ITC Revenue (without GRT)	\$ 243,734	\$ 232,607	\$ 234,253	\$ 240,973	\$ 241,094	\$ 239,432
<u>Actual vs. Projected</u>						
Over/(Under) Collection	\$ (29,028)	\$ (26,246)	\$ (17,850)	\$ (19,585)	\$ (23,725)	\$ (21,710)

(a) November 2006 is an estimate that will be replaced with actual data by December 15, 2006.

**PPL Electric Utilities Corporation  
Intangible Transition Cost Recovery  
2006 Reconciliation  
Large Commercial and Industrial Class  
Rate Schedule IS-P**

	Jun-06 Actual	Jul-06 Actual	Aug-06 Actual	Sep-06 Actual	Oct-06 Actual	Nov-06 Estimate	Total
<b>Rate Schedule IS-P</b>							
<u>Actual (a)</u>							
kWh Sales (Thousands)	28,060	26,026	27,733	29,252	25,942	-	297,029
ITC Revenue Billed	\$ 240,226	\$ 225,340	\$ 239,679	\$ 250,617	\$ 225,206	\$ 254,710	\$ 2,810,856
ITC Revenue Billed (without GRT)	\$ 226,053	\$ 212,044	\$ 225,538	\$ 235,830	\$ 211,919	\$ 239,682	\$ 2,645,015
<u>Projected</u>							
kWh Sales (Thousands)	30,685	31,513	31,973	31,022	30,493	29,710	363,053
ITC Revenue (without GRT)	\$ 247,548	\$ 254,228	\$ 257,939	\$ 250,267	\$ 245,999	\$ 239,682	\$ 2,927,756
<u>Actual vs. Projected</u>							
Over/(Under) Collection	\$ (21,495)	\$ (42,184)	\$ (32,401)	\$ (14,437)	\$ (34,080)	\$ -	\$ (282,741)

(a) November 2006 is an estimate that will be replaced with actual data by December 15, 2006.

**PPL Electric Utilities Corporation  
Intangible Transition Cost Recovery  
2006 Reconciliation  
Large Commercial and Industrial Class  
Rate Schedule LP-5**

	Dec-05 Actual	Jan-06 Actual	Feb-06 Actual	Mar-06 Actual	Apr-06 Actual	May-06 Actual
<b>Rate Schedule LP-5</b>						
<u>Actual (a)</u>						
kWh Sales (Thousands)	259,061	258,266	251,968	256,660	239,292	248,688
ITC Revenue Billed	\$ 2,196,569	\$ 2,128,442	\$ 2,096,534	\$ 2,088,179	\$ 1,978,362	\$ 2,056,290
ITC Revenue Billed (without GRT)	\$ 2,066,972	\$ 2,002,864	\$ 1,972,838	\$ 1,964,977	\$ 1,861,638	\$ 1,934,969
<u>Projected</u>						
kWh Sales (Thousands)	269,817	262,798	259,985	266,121	264,684	261,676
ITC Revenue (without GRT)	\$ 2,126,448	\$ 2,054,252	\$ 2,032,263	\$ 2,080,227	\$ 2,068,995	\$ 2,045,482
<u>Actual vs. Projected</u>						
Over/(Under) Collection	\$ (59,476)	\$ (51,388)	\$ (59,425)	\$ (115,250)	\$ (207,357)	\$ (110,513)

(a) November 2006 is an estimate that will be replaced with actual data by December 15, 2006.

**PPL Electric Utilities Corporation  
Intangible Transition Cost Recovery  
2006 Reconciliation  
Large Commercial and Industrial Class  
Rate Schedule LP-5**

	Jun-06 Actual	Jul-06 Actual	Aug-06 Actual	Sep-06 Actual	Oct-06 Actual	Nov-06 Estimate	Total
<b>Rate Schedule LP-5</b>							
<u>Actual (a)</u>							
kWh Sales (Thousands)	257,906	262,139	265,317	278,602	247,589	-	2,825,488
ITC Revenue Billed	\$ 2,114,034	\$ 2,160,063	\$ 2,183,515	\$ 2,237,902	\$ 2,068,543	\$ 2,187,454	\$ 25,495,887
ITC Revenue Billed (without GRT)	\$ 1,989,306	\$ 2,032,620	\$ 2,054,687	\$ 2,105,865	\$ 1,946,499	\$ 2,058,395	\$ 23,991,630
<u>Projected</u>							
kWh Sales (Thousands)	272,018	283,683	288,638	277,207	269,240	263,328	3,239,195
ITC Revenue (without GRT)	\$ 2,126,323	\$ 2,217,507	\$ 2,256,239	\$ 2,166,885	\$ 2,104,608	\$ 2,058,395	\$ 25,337,624
<u>Actual vs. Projected</u>							
Over/(Under) Collection	\$ (137,017)	\$ (184,887)	\$ (201,552)	\$ (61,020)	\$ (158,109)	\$ -	\$ (1,345,994)

(a) November 2006 is an estimate that will be replaced with actual data by December 15, 2006.

**PPL Electric Utilities Corporation  
Intangible Transition Cost Recovery  
2006 Reconciliation  
Large Commercial and Industrial Class  
Rate Schedule IS-T**

	Dec-05 Actual	Jan-06 Actual	Feb-06 Actual	Mar-06 Actual	Apr-06 Actual	May-06 Actual
<b>Rate Schedule IS-T</b>						
<u>Actual (a)</u>						
kWh Sales (Thousands)	96,644	221,186	146,453	161,542	145,905	169,093
ITC Revenue Billed	\$ 799,562	\$ 1,520,528	\$ 1,060,091	\$ 1,138,743	\$ 1,042,647	\$ 1,198,403
ITC Revenue Billed (without GRT)	\$ 752,388	\$ 1,430,817	\$ 997,545	\$ 1,071,557	\$ 981,130	\$ 1,127,697
<u>Projected</u>						
kWh Sales (Thousands)	158,849	156,531	158,199	161,758	162,201	161,884
ITC Revenue (without GRT)	\$ 1,123,449	\$ 1,072,436	\$ 1,083,864	\$ 1,108,248	\$ 1,111,283	\$ 1,109,111
<u>Actual vs. Projected</u>						
Over/(Under) Collection	\$ (371,061)	\$ 358,381	\$ (86,319)	\$ (36,691)	\$ (130,153)	\$ 18,586

(a) November 2006 is an estimate that will be replaced with actual data by December 15, 2006.

**PPL Electric Utilities Corporation  
Intangible Transition Cost Recovery  
2006 Reconciliation  
Large Commercial and Industrial Class  
Rate Schedule IS-T**

	Jun-06 Actual	Jul-06 Actual	Aug-06 Actual	Sep-06 Actual	Oct-06 Actual	Nov-06 Estimate	Total
<b>Rate Schedule IS-T</b>							
<u>Actual (a)</u>							
kWh Sales (Thousands)	145,766	70,796	237,260	145,775	199,577	-	1,739,997
ITC Revenue Billed	\$ 1,033,902	\$ 530,501	\$ 1,639,538	\$ 1,018,609	\$ 1,410,834	\$ 1,177,952	\$ 13,571,310
ITC Revenue Billed (without GRT)	\$ 972,902	\$ 499,202	\$ 1,542,805	\$ 958,511	\$ 1,327,595	\$ 1,108,453	\$ 12,770,602
<u>Projected</u>							
kWh Sales (Thousands)	166,865	171,483	173,608	168,908	165,510	161,788	1,967,584
ITC Revenue (without GRT)	\$ 1,143,237	\$ 1,174,876	\$ 1,189,435	\$ 1,157,234	\$ 1,133,954	\$ 1,108,453	\$ 13,515,580
<u>Actual vs. Projected</u>							
Over/(Under) Collection	\$ (170,335)	\$ (675,674)	\$ 353,370	\$ (198,723)	\$ 193,641	\$ -	\$ (744,978)

(a) November 2006 is an estimate that will be replaced with actual data by December 15, 2006.

**PPL Electric Utilities Corporation  
Intangible Transition Cost Recovery  
2006 Reconciliation  
Large Commercial and Industrial Class  
Rate Schedule LP-6**

	Dec-05 Actual	Jan-06 Actual	Feb-06 Actual	Mar-06 Actual	Apr-06 Actual	May-06 Actual
<b>Rate Schedule LP-6</b>						
<u>Actual (a)</u>						
kWh Sales (Thousands)	27,505	22,893	21,525	34,164	39,715	37,394
ITC Revenue Billed	\$ 383,168	\$ 447,634	\$ 469,795	\$ 696,979	\$ 756,186	\$ 731,083
ITC Revenue Billed (without GRT)	\$ 360,561	\$ 421,224	\$ 442,077	\$ 655,858	\$ 711,571	\$ 687,949
<u>Projected</u>						
kWh Sales (Thousands)	32,729	25,002	23,807	24,516	23,993	23,195
ITC Revenue (without GRT)	\$ 469,888	\$ 467,062	\$ 444,738	\$ 457,983	\$ 448,213	\$ 433,305
<u>Actual vs. Projected</u>						
Over/(Under) Collection	\$ (109,327)	\$ (45,838)	\$ (2,661)	\$ 197,875	\$ 263,358	\$ 254,644

(a) November 2006 is an estimate that will be replaced with actual data by December 15, 2006.

**PPL Electric Utilities Corporation  
Intangible Transition Cost Recovery  
2006 Reconciliation  
Large Commercial and Industrial Class  
Rate Schedule LP-6**

	Jun-06 Actual	Jul-06 Actual	Aug-06 Actual	Sep-06 Actual	Oct-06 Actual	Nov-06 Estimate	Total
<b>Rate Schedule LP-6</b>							
<u>Actual (a)</u>							
kWh Sales (Thousands)	37,635	41,397	39,655	39,849	36,406	-	378,138
ITC Revenue Billed	\$ 757,070	\$ 805,983	\$ 789,937	\$ 776,058	\$ 733,789	\$ 470,717	\$ 7,818,399
ITC Revenue Billed (without GRT)	\$ 712,403	\$ 758,430	\$ 743,331	\$ 730,271	\$ 690,496	\$ 442,945	\$ 7,357,116
<u>Projected</u>							
kWh Sales (Thousands)	24,309	25,625	26,274	24,874	24,186	23,711	302,221
ITC Revenue (without GRT)	\$ 454,116	\$ 478,700	\$ 490,824	\$ 464,671	\$ 451,818	\$ 442,945	\$ 5,504,263
<u>Actual vs. Projected</u>							
Over/(Under) Collection	\$ 258,287	\$ 279,730	\$ 252,507	\$ 265,600	\$ 238,678	\$ -	\$ 1,852,853

(a) November 2006 is an estimate that will be replaced with actual data by December 15, 2006.

**PPL Electric Utilities Corporation  
Intangible Transition Cost Recovery  
2006 Reconciliation  
Large Commercial and Industrial Class  
Rate Schedule LPEP**

	Dec-05 Actual	Jan-06 Actual	Feb-06 Actual	Mar-06 Actual	Apr-06 Actual	May-06 Actual
<b>Rate Schedule LPEP</b>						
<u>Actual (a)</u>						
kWh Sales (Thousands)	1,688	1,482	5,293	5,021	4,169	4,204
ITC Revenue Billed	\$ 61,237	\$ 58,626	\$ 134,333	\$ 131,205	\$ 108,973	\$ 108,401
ITC Revenue Billed (without GRT)	\$ 57,624	\$ 55,167	\$ 126,408	\$ 123,464	\$ 102,544	\$ 102,005
<u>Projected</u>						
kWh Sales (Thousands)	6,000	6,000	6,000	6,000	6,000	6,000
ITC Revenue (without GRT)	\$ 133,164	\$ 130,246	\$ 130,246	\$ 130,246	\$ 130,246	\$ 130,246
<u>Actual vs. Projected</u>						
Over/(Under) Collection	\$ (75,540)	\$ (75,079)	\$ (3,838)	\$ (6,782)	\$ (27,702)	\$ (28,241)

(a) November 2006 is an estimate that will be replaced with actual data by December 15, 2006.

**PPL Electric Utilities Corporation  
Intangible Transition Cost Recovery  
2006 Reconciliation  
Large Commercial and Industrial Class  
Rate Schedule LPEP**

	Jun-06 Actual	Jul-06 Actual	Aug-06 Actual	Sep-06 Actual	Oct-06 Actual	Nov-06 Estimate	Total
<b>Rate Schedule LPEP</b>							
<u>Actual (a)</u>							
kWh Sales (Thousands)	4,325	5,933	4,405	4,578	4,555	-	45,653
ITC Revenue Billed	\$ 110,420	\$ 159,754	\$ 129,040	\$ 130,873	\$ 131,359	\$ 138,412	\$ 1,402,633
ITC Revenue Billed (without GRT)	\$ 103,905	\$ 150,328	\$ 121,427	\$ 123,151	\$ 123,608	\$ 130,246	\$ 1,319,877
<u>Projected</u>							
kWh Sales (Thousands)	6,000	6,000	6,000	6,000	6,000	6,000	72,000
ITC Revenue (without GRT)	\$ 130,246	\$ 130,246	\$ 130,246	\$ 130,246	\$ 130,246	\$ 130,246	\$ 1,565,870
<u>Actual vs. Projected</u>							
Over/(Under) Collection	\$ (26,341)	\$ 20,082	\$ (8,819)	\$ (7,095)	\$ (6,638)	\$ -	\$ (245,993)

(a) November 2006 is an estimate that will be replaced with actual data by December 15, 2006.

**PPL Electric Utilities Corporation  
Intangible Transition Cost Recovery  
2006 Reconciliation  
Large Commercial and Industrial Class  
Rate Schedule ISM**

	Dec-05 Actual	Jan-06 Actual	Feb-06 Actual	Mar-06 Actual	Apr-06 Actual	May-06 Actual
<b>Rate Schedule ISM</b>						
<u>Actual (a)</u>						
kWh Sales (Thousands)	33,765	38,356	36,572	40,835	33,806	37,900
ITC Revenue Billed	\$ 410,464	\$ 153,841	\$ 191,938	\$ 225,808	\$ 186,070	\$ 209,166
ITC Revenue Billed (without GRT)	\$ 386,246	\$ 144,765	\$ 180,614	\$ 212,486	\$ 175,092	\$ 196,826
<u>Projected</u>						
kWh Sales (Thousands)	20,786	34,090	34,090	34,090	34,090	34,090
ITC Revenue (without GRT)	\$ 205,037	\$ 199,231	\$ 199,231	\$ 199,231	\$ 199,231	\$ 199,231
<u>Actual vs. Projected</u>						
Over/(Under) Collection	\$ 181,209	\$ (54,466)	\$ (18,617)	\$ 13,255	\$ (24,139)	\$ (2,405)

(a) November 2006 is an estimate that will be replaced with actual data by December 15, 2006.

**PPL Electric Utilities Corporation  
Intangible Transition Cost Recovery  
2006 Reconciliation  
Large Commercial and Industrial Class  
Rate Schedule ISM**

	Jun-06 Actual	Jul-06 Actual	Aug-06 Actual	Sep-06 Actual	Oct-06 Actual	Nov-06 Estimate	Total
<b>Rate Schedule ISM</b>							
<u>Actual (a)</u>							
kWh Sales (Thousands)	37,707	35,432	26,351	38,240	41,724	-	400,688
ITC Revenue Billed	\$ 154,480	\$ 186,115	\$ 96,633	\$ 195,115	\$ 215,180	\$ 211,723	\$ 2,436,533
ITC Revenue Billed (without GRT)	\$ 145,366	\$ 175,134	\$ 90,931	\$ 183,604	\$ 202,484	\$ 199,231	\$ 2,292,779
<u>Projected</u>							
kWh Sales (Thousands)	34,090	34,090	34,090	34,090	34,090	34,090	395,776
ITC Revenue (without GRT)	\$ 199,231	\$ 199,231	\$ 199,231	\$ 199,231	\$ 199,231	\$ 199,231	\$ 2,396,578
<u>Actual vs. Projected</u>							
Over/(Under) Collection	\$ (53,865)	\$ (24,097)	\$ (108,300)	\$ (15,627)	\$ 3,253	\$ -	\$ (103,799)

(a) November 2006 is an estimate that will be replaced with actual data by December 15, 2006.

**PPL Electric Utilities Corporation  
Intangible Transition Cost Recovery  
2006 Reconciliation  
Large Commercial and Industrial Class  
Rate Schedule Standby**

	Dec-05 Actual	Jan-06 Actual	Feb-06 Actual	Mar-06 Actual	Apr-06 Actual	May-06 Actual
<b>Rate Schedule Standby</b>						
<u>Actual (a)</u>						
kWh Sales (Thousands)	1,478	981	16	108	143	296
ITC Revenue Billed	\$ 48,596	\$ 30,043	\$ 724	\$ 4,491	\$ 4,817	\$ 9,432
ITC Revenue Billed (without GRT)	\$ 45,729	\$ 28,270	\$ 681	\$ 4,226	\$ 4,533	\$ 8,875
<u>Projected</u>						
kWh Sales (Thousands)	682	760	695	714	687	651
ITC Revenue (without GRT)	\$ 21,481	\$ 21,671	\$ 19,817	\$ 20,359	\$ 19,589	\$ 18,563
<u>Actual vs. Projected</u>						
Over/(Under) Collection	\$ 24,248	\$ 6,599	\$ (19,136)	\$ (16,133)	\$ (15,056)	\$ (9,688)

(a) November 2006 is an estimate that will be replaced with actual data by December 15, 2006.

**PPL Electric Utilities Corporation  
Intangible Transition Cost Recovery  
2006 Reconciliation  
Large Commercial and Industrial Class  
Rate Schedule Standby**

	Jun-06 Actual	Jul-06 Actual	Aug-06 Actual	Sep-06 Actual	Oct-06 Actual	Nov-06 Estimate	Total
<b>Rate Schedule Standby</b>							
<u>Actual (a)</u>							
kWh Sales (Thousands)	307	33	741	1,056	658	-	5,817
ITC Revenue Billed	\$ 10,887	\$ 1,809	\$ 23,731	\$ 31,933	\$ 19,575	\$ 20,514	\$ 206,552
ITC Revenue Billed (without GRT)	\$ 10,244	\$ 1,703	\$ 22,331	\$ 30,049	\$ 18,420	\$ 19,304	\$ 194,365
<u>Projected</u>							
kWh Sales (Thousands)	691	746	770	715	686	677	8,474
ITC Revenue (without GRT)	\$ 19,703	\$ 21,272	\$ 21,956	\$ 20,388	\$ 19,561	\$ 19,304	\$ 243,664
<u>Actual vs. Projected</u>							
Over/(Under) Collection	\$ (9,459)	\$ (19,569)	\$ 375	\$ 9,661	\$ (1,141)	\$ -	\$ (49,299)

(a) November 2006 is an estimate that will be replaced with actual data by December 15, 2006.

BEFORE THE  
PENNSYLVANIA PUBLIC UTILITY COMMISSION

RECEIVED

NOV 15 2006

PA PUBLIC UTILITY COMMISSION  
SECRETARY'S BUREAU

\_\_\_\_\_  
PPL Electric Utilities Corporation :  
2006 Intangible Transition Charge : Docket No. R-00061832  
Reconciliation Filing :

\_\_\_\_\_  
**CERTIFICATION OF SERVICE**  
\_\_\_\_\_

I hereby certify that I have this day served a true copy of the foregoing documents upon the participant(s), listed below, in accordance with the requirements of §1.54 (relating to service by a participant):

**Via Federal Express**

**Active Participants in 2005 ITC Reconciliation (Letter and Enclosures):**

J. Edward Simms, Esquire  
Office Of Trial Staff  
Pennsylvania Public Utility Commission  
Commonwealth Keystone Building  
400 North Street, 3rd Floor West  
Harrisburg, PA 17120

William R. Lloyd, Esquire  
Office Of Small Business Advocate  
Suite 1102, Commerce Building  
300 North Second Street  
Harrisburg, PA 17101

David M. Kleppinger, Esquire  
McNees, Wallace & Nurick  
100 Pine Street  
Harrisburg, PA 17108  
*for PPLICA*

James A. Mullins, Esquire  
Assistant Consumer Advocate  
Office Of Consumer Advocate  
555 Walnut Street  
5<sup>th</sup> Flr Forum Place  
Harrisburg, PA 17101-1923

Executive Director  
ARIPPA  
2015 Chestnut Street  
Camp Hill, PA 17011

Eric Epstein  
4100 Hillsdale Road  
Harrisburg, PA 17112  
*Pro se*

Daniel Clearfield, Esquire  
Kevin Moody, Esquire  
Wolf, Block, Schorr & Solis  
Locust Court Bldg., Suite 300  
212 Locust Street  
Harrisburg, PA 17101  
*for Mid-Atlantic Power Supply Assoc.*

Dated: November 15, 2006

A handwritten signature in black ink, appearing to read "Paul E. Russell", written over a horizontal line.

Paul E. Russell

**ORIGINAL** Paul E. Russell  
Associate General Counsel

**PPL**  
Two North Ninth Street  
Allentown, PA 18101-1179  
Tel. 610.774.4254 Fax 610.774.6726  
perussell@pplweb.com



**FEDERAL EXPRESS**

December 11, 2006

**DOCUMENT  
FOLDER**

James J. McNulty, Esquire  
Secretary  
Pennsylvania Public Utility Commission  
Commonwealth Keystone Building  
400 North Street  
Harrisburg, Pennsylvania 17120

**RECEIVED**

DEC 11 2006

**PA PUBLIC UTILITY COMMISSION  
SECRETARY'S BUREAU**

**Re: PPL Electric Utilities Corporation  
2006 Intangible Transition Charge  
Reconciliation Filing  
Docket No. R-00061832**

---

Dear Mr. McNulty:

Enclosed for filing on behalf of PPL Electric Utilities Corporation ("PPL Electric") are eight (8) copies of PPL Electric's 2006 Intangible Transition Charge Reconciliation Filing. This filing sets forth over/under collections for the period ended November 30, 2006. It also contains an adjustment for the net earnings accrued on the ITC subaccounts.

PPL Electric is submitting this reconciliation filing pursuant to the procedures established by the Public Utility Commission ("PUC") in its Supplemental Qualified Rate Order, entered on May 21, 1999, at Docket No. R-00994637, and the associated provisions in PPL Electric's Tariff - Electric Pa. P.U.C. No. 201.

Attached is a certificate of service evidencing service of this cover letter (with enclosures) upon all active participants in PPL Electric's 2005 Intangible Transition Charge Reconciliation Filing.

Pursuant to 52 Pa. Code § 1.11, the enclosed document is to be deemed filed on December 11, 2006, which is the date it was deposited with an overnight express delivery service as shown on the delivery receipt attached to the mailing envelope.

137-...

James J. McNulty, Esquire

- 2 -

December 11, 2006

In addition, please date and time-stamp the enclosed extra copy of this letter and return it to me in the envelope provided.

If you have any questions regarding the enclosed document, please call me or Joseph M. Kleha, PPL Electric's Manager-Regulatory Projects at (610) 774-4486.

Very truly yours,

A handwritten signature in black ink, appearing to read "Paul E. Russell". The signature is written in a cursive, flowing style.

Paul E. Russell

Enclosures

cc: Certificate of Service  
Mr. Thomas Sheets  
Mr. Dennis P. Dougherty  
Mr. Richard E. Wallace  
Mr. Robert A. Rosenthal  
Mr. Robert F. Wilson

ORIGINAL

DOCUMENT  
FOLDER

PPL ELECTRIC UTILITIES CORPORATION

2006 INTANGIBLE TRANSITION  
CHARGE RECONCILIATION FILING

Docket No. R-00061832

**DOCKETED**

DEC 15 2006

**RECEIVED**

DEC 11 2006

PA PUBLIC UTILITY COMMISSION  
SECRETARY'S BUREAU

December 11, 2006

**PPL Electric Utilities Corporation  
2006 Intangible Transition Charge  
Reconciliation Filing Attachments**

**Attachment**

**Description**

- Introduction
- 1 Computation of ITC Reconciliation Adjustment Ratio and  
Adjusted Year 2007 ITC Revenues by Rate Class
  - 2 2006 ITC Reconciliation Calculation by Rate Class
  - 3 2006 ITC Reconciliation Calculation Detail by Month

**ATTACHMENT 1**

PPL Electric Utilities Corporation  
 Computation of ITC Reconciliation Adjustment Factor Ratio and  
 Adjusted ITC Revenues for the  
 Application Period January 1, 2007 through December 31, 2007

**Residential Class**

	(A)	(B) (A)*.941	(C)	(E) (C)/(B)	(F) (B)*(1-(E))	(G) (F)*1.062699
Rate Schedule	Projected Application Period ITC Revenues Including GRT 1/	Projected Application Period ITC Revenues Excluding GRT	2006 Rate Class Over/(Under) Collection	Over/(Under) Collection Adjustment Factor Ratio	Adjusted Application Period ITC Revenues Excluding GRT	Adjusted Application Period ITC Revenues Including GRT
RS	\$ 132,456,288	\$ 124,641,367			\$ 125,712,354	\$ 133,594,393
RTS	3,094,186	2,911,629			2,936,647	3,120,772
RTD	61,588	57,954			58,452	62,117
<b>TOTAL</b>	<b>\$ 135,612,062</b>	<b>\$ 127,610,950</b>	<b>\$ (1,096,503)</b>	<b>(0.008593)</b>	<b>\$ 128,707,453</b>	<b>\$ 136,777,282</b>

1/Per PPL Electric's December 1, 1999 revised ITC revenue requirements filing  
 at Docket No. R-00994637

PPL Electric Utilities Corporation  
 Computation of ITC Reconciliation Adjustment Factor Ratio and  
 Adjusted ITC Revenues for the  
 Application Period January 1, 2007 through December 31, 2007

**Small Commercial and Industrial Class**

	(A)	(B) (A)*.941	(C)	(E) (C)/(B)	(F) (B)*(1-(E))	(G) (F)*1.062699
Rate Schedule	Projected Application Period ITC Revenues Including GRT 1/	Projected Application Period ITC Revenues Excluding GRT	2006 Rate Class Over/(Under) Collection	Over/(Under) Collection Adjustment Factor Ratio	Adjusted Application Period ITC Revenues Excluding GRT	Adjusted Application Period ITC Revenues Including GRT
GS-1	\$ 23,972,438	\$ 22,558,064			\$ 22,705,999	\$ 24,129,642
GS-3	90,895,078	85,532,268			86,093,184	91,491,141
IS-1	56,717	53,371			53,721	57,089
BL	61,145	57,537			57,914	61,545
SA	262,335	246,857			248,476	264,055
SM	68,679	64,627			65,051	69,130
SHS	600,170	564,760			568,464	604,106
SE	105,080	98,880			99,529	105,769
TS	4,929	4,638			4,668	4,961
SI-1	1,846	1,737			1,748	1,858
GH-1	6,526,506	6,141,442			6,181,717	6,569,304
GH-2	1,427,060	1,342,863			1,351,669	1,436,417
<b>TOTAL</b>	<b>\$ 123,981,983</b>	<b>\$ 116,667,044</b>	<b>\$ (765,096)</b>	<b>(0.006558)</b>	<b>\$ 117,432,140</b>	<b>\$ 124,795,017</b>

1/Per PPL Electric's December 1, 1999 revised ITC revenue requirements filing  
 at Docket No. R-00994637

PPL Electric Utilities Corporation  
 Computation of ITC Reconciliation Adjustment Factor Ratio and  
 Adjusted ITC Revenues for the  
 Application Period January 1, 2007 through December 31, 2007

**Large Commercial and Industrial Class**

	(A)	(B) (A)*.941	(C)	(E) (C)/(B)	(F) (B)*(1-(E))	(G) (F)*1.062699
Rate Schedule	Projected Application Period ITC Revenues Including GRT <sup>1/</sup>	Projected Application Period ITC Revenues Excluding GRT	2006 Rate Class Over/(Under) Collection	Over/(Under) Collection Adjustment Factor Ratio	Adjusted Application Period ITC Revenues Excluding GRT	Adjusted Application Period ITC Revenues Including GRT
LP-4	\$ 47,016,379	\$ 44,242,413			\$ 44,111,702	\$ 46,877,462
IS-P	3,024,507	2,846,061			2,837,652	3,015,570
LP-5	26,178,833	24,634,282			24,561,501	26,101,483
IS-T	13,959,768	13,136,142			13,097,332	13,918,522
LP-6	5,689,479	5,353,800			5,337,982	5,672,668
LPEP	1,619,143	1,523,614			1,519,113	1,614,360
ISM	2,474,698	2,328,691			2,321,811	2,467,386
Standby	251,863	237,003			236,303	251,119
<b>TOTAL</b>	<b>\$ 100,214,670</b>	<b>\$ 94,302,006</b>	<b>\$ 278,610</b>	<b>0.002954</b>	<b>\$ 94,023,396</b>	<b>\$ 99,918,570</b>

<sup>1/</sup>Per PPL Electric's December 1, 1999 revised ITC revenue requirements filing at Docket No. R-00994637

**ATTACHMENT 2**

**PPL Electric Utilities Corporation**  
**Reconciliation of 2006 Intangible Transition Cost Recovery Amounts**

Rate Class	2006 ITC Over/(Under) Collection	Adjustment for Net Earnings on ITC Subaccounts	Net 2006 ITC Over/(Under) Collection
Residential	\$ (2,076,381)	\$ 979,878	\$ (1,096,503)
Small Commercial & Industrial	(1,661,801)	896,705	(765,096)
Large Commercial & Industrial	(443,953)	722,563	278,610
<b>Total</b>	<b>\$ (4,182,135)</b>	<b>\$ 2,599,146</b>	<b>\$ (1,582,989)</b>

**PPL Electric Utilities Corporation**  
**Intangible Transition Cost Recovery**  
**2006 Reconciliation**

	Dec-05 Actual	Jan-06 Actual	Feb-06 Actual	Mar-06 Actual	Apr-06 Actual	May-06 Actual
<b>Residential Class</b>						
<u>Actual (a)</u>						
ITC Revenue Billed	\$ 12,847,030	\$ 14,900,895	\$ 12,604,868	\$ 13,676,584	\$ 10,733,486	\$ 8,582,428
ITC Revenue Billed (without GRT)	\$ 12,089,055	\$ 14,021,742	\$ 11,861,181	\$ 12,869,666	\$ 10,100,210	\$ 8,076,064
<u>Projected</u>						
ITC Revenue (without GRT)	\$ 12,413,333	\$ 14,463,145	\$ 13,520,683	\$ 12,772,176	\$ 10,746,838	\$ 8,604,486
<u>Actual vs. Projected</u>						
Over/(Under) Collection	\$ (324,278)	\$ (441,403)	\$ (1,659,502)	\$ 97,490	\$ (646,628)	\$ (528,422)
<b>Small Commercial and Industrial Class</b>						
<u>Actual (a)</u>						
ITC Revenue Billed	\$ 11,035,135	\$ 11,344,328	\$ 10,269,464	\$ 11,058,086	\$ 10,044,158	\$ 9,727,230
ITC Revenue Billed (without GRT)	\$ 10,384,062	\$ 10,675,013	\$ 9,663,566	\$ 10,405,657	\$ 9,451,553	\$ 9,153,324
<u>Projected</u>						
ITC Revenue (without GRT)	\$ 10,649,497	\$ 10,707,466	\$ 9,928,847	\$ 10,186,396	\$ 9,847,817	\$ 9,412,470
<u>Actual vs. Projected</u>						
Over/(Under) Collection	\$ (265,435)	\$ (32,453)	\$ (265,281)	\$ 219,261	\$ (396,264)	\$ (259,146)
<b>Large Commercial and Industrial Class</b>						
<u>Actual (a)</u>						
ITC Revenue Billed	\$ 8,322,568	\$ 8,544,217	\$ 7,936,272	\$ 8,478,405	\$ 8,077,324	\$ 8,447,875
ITC Revenue Billed (without GRT)	\$ 7,831,537	\$ 8,040,108	\$ 7,468,032	\$ 7,978,181	\$ 7,600,762	\$ 7,949,451
<u>Projected</u>						
ITC Revenue (without GRT)	\$ 8,226,688	\$ 7,996,084	\$ 7,827,572	\$ 7,998,399	\$ 7,910,310	\$ 7,780,839
<u>Actual vs. Projected</u>						
Over/(Under) Collection	\$ (395,151)	\$ 44,024	\$ (359,540)	\$ (20,218)	\$ (309,548)	\$ 168,612
<b>TOTAL</b>						
<u>Actual (a)</u>						
ITC Revenue Billed	\$ 32,204,733	\$ 34,789,440	\$ 30,810,604	\$ 33,213,075	\$ 28,854,968	\$ 26,757,533
ITC Revenue Billed (without GRT)	\$ 30,304,654	\$ 32,736,863	\$ 28,992,779	\$ 31,253,504	\$ 27,152,525	\$ 25,178,839
<u>Projected</u>						
ITC Revenue (without GRT)	\$ 31,289,518	\$ 33,166,695	\$ 31,277,102	\$ 30,956,971	\$ 28,504,965	\$ 25,797,795
<u>Actual vs. Projected</u>						
Over/(Under) Collection	\$ (984,864)	\$ (429,832)	\$ (2,284,323)	\$ 296,533	\$ (1,352,440)	\$ (618,956)

**PPL Electric Utilities Corporation  
Intangible Transition Cost Recovery  
2006 Reconciliation**

	Jun-06	Jul-06	Aug-06	Sep-06	Oct-06	Nov-06	Total
	Actual	Actual	Actual	Actual	Actual	Actual	
<b>Residential Class</b>							
<u>Actual (a)</u>							
ITC Revenue Billed	\$ 9,261,745	\$ 11,285,767	\$ 12,828,614	\$ 10,841,520	\$ 8,591,838	\$ 9,962,939	\$ 136,117,714
ITC Revenue Billed (without GRT)	\$ 8,715,302	\$ 10,619,906	\$ 12,071,726	\$ 10,201,870	\$ 8,084,920	\$ 9,375,126	\$ 128,086,788
<u>Projected</u>							
ITC Revenue (without GRT)	\$ 8,681,768	\$ 10,210,127	\$ 10,701,125	\$ 9,265,399	\$ 8,738,898	\$ 10,045,171	\$ 130,163,149
<u>Actual vs. Projected</u>							
Over/(Under) Collection	\$ 33,534	\$ 409,779	\$ 1,370,601	\$ 936,471	\$ (653,978)	\$ (670,045)	\$ (2,076,381)
<b>Small Commercial and Industrial Class</b>							
<u>Actual (a)</u>							
ITC Revenue Billed	\$ 10,412,028	\$ 11,075,126	\$ 11,715,203	\$ 11,523,117	\$ 9,895,372	\$ 9,916,399	\$ 128,015,646
ITC Revenue Billed (without GRT)	\$ 9,797,718	\$ 10,421,693	\$ 11,024,007	\$ 10,843,254	\$ 9,311,545	\$ 9,331,333	\$ 120,462,725
<u>Projected</u>							
ITC Revenue (without GRT)	\$ 9,924,047	\$ 10,631,308	\$ 10,961,193	\$ 10,248,817	\$ 9,881,944	\$ 9,744,724	\$ 122,124,526
<u>Actual vs. Projected</u>							
Over/(Under) Collection	\$ (126,329)	\$ (209,615)	\$ 62,814	\$ 594,437	\$ (570,399)	\$ (413,391)	\$ (1,661,801)
<b>Large Commercial and Industrial Class</b>							
<u>Actual (a)</u>							
ITC Revenue Billed	\$ 8,544,667	\$ 8,367,774	\$ 9,567,375	\$ 9,162,094	\$ 8,854,394	\$ 8,315,142	\$ 102,618,107
ITC Revenue Billed (without GRT)	\$ 8,040,532	\$ 7,874,076	\$ 9,002,899	\$ 8,621,530	\$ 8,331,984	\$ 7,824,547	\$ 96,563,639
<u>Projected</u>							
ITC Revenue (without GRT)	\$ 8,090,285	\$ 8,446,440	\$ 8,607,957	\$ 8,243,650	\$ 8,013,943	\$ 7,865,425	\$ 97,007,592
<u>Actual vs. Projected</u>							
Over/(Under) Collection	\$ (49,753)	\$ (572,364)	\$ 394,942	\$ 377,880	\$ 318,041	\$ (40,878)	\$ (443,953)
<b>TOTAL</b>							
<u>Actual (a)</u>							
ITC Revenue Billed	\$ 28,218,440	\$ 30,728,667	\$ 34,111,192	\$ 31,526,731	\$ 27,341,604	\$ 28,194,480	\$ 366,751,467
ITC Revenue Billed (without GRT)	\$ 26,553,552	\$ 28,915,675	\$ 32,098,632	\$ 29,666,654	\$ 25,728,449	\$ 26,531,006	\$ 345,113,132
<u>Projected</u>							
ITC Revenue (without GRT)	\$ 26,696,100	\$ 29,287,875	\$ 30,270,275	\$ 27,757,866	\$ 26,634,785	\$ 27,655,320	\$ 349,295,267
<u>Actual vs. Projected</u>							
Over/(Under) Collection	\$ (142,548)	\$ (372,200)	\$ 1,828,357	\$ 1,908,788	\$ (906,336)	\$ (1,124,314)	\$ (4,182,135)

**PPL Electric Utilities Corporation**  
**Reconciliation of Transition Bond Annual Fees and Expenses**  
**and Earnings on ITC Subaccounts**  
**For the Year Ended December 31, 2006**

<u>Annual Fees and Expenses</u>	Actual Amounts	Estimated Amounts 1/	Difference
Trustee Fees	\$22,500	\$23,000	(\$500)
Independent Manager Fees	3,504	4,000	(496)
Servicer Fees	1,250,000	1,250,000	0
Administrative Fees	100,000	100,000	(0)
Issuer Operating Expenses	17,575	50,000	(32,425)
Credit Enhancement	50,694	55,000	(4,306)
Rating Agency Fees	20,004	100,000	(79,996)
Unused Debt Issuance Expenses	-	0	0
Increase in Overcollateralization Account	1,308,108	1,308,000	108
Interest Adjustment on Bonds	(101,467)	0	(101,467)
BONY Accounts(Expenses)	112,359	0	112,359
Capital Stock Taxes	22,113	0	22,113
<b>Subtotal</b>	<u>2,805,390</u>	<u>2,890,000</u>	<u>(84,610)</u>
<u>Earnings on Subaccounts</u>			
Income on Overcollateralization Account	(449,709)	(353,000)	(96,709)
Income on Reserve Account	(412,181)	0	(412,181)
Income on Temporary Investments	-	0	0
Income on General Subaccount	(2,005,646)	0	(2,005,646)
<b>Subtotal</b>	<u>(2,867,536)</u>	<u>(353,000)</u>	<u>(2,514,536)</u>
<b>Total</b>	<u><u>(\$62,146)</u></u>	<u><u>\$2,537,000</u></u>	<u><u>(\$2,599,146)</u></u>

1/See PPL Electric's 1999 Intangible Transition Charge Reconciliation Filing submitted on December 1, 1999 at Docket No. R-00994875

**ATTACHMENT 3**

**RESIDENTIAL**

**PPL Electric Utilities Corporation  
Intangible Transition Cost Recovery  
2006 Reconciliation  
Residential Class  
Rate Schedule RS**

	Dec-05 Actual	Jan-06 Actual	Feb-06 Actual	Mar-06 Actual	Apr-06 Actual	May-06 Actual
<b>Rate Schedule RS</b>						
<u>Actual (a)</u>						
kWh Sales (Thousands)	1,300,545	1,506,188	1,246,286	1,357,556	1,052,386	830,745
ITC Revenue Billed	\$ 12,524,860	\$ 14,516,818	\$ 12,284,850	\$ 13,323,263	\$ 10,485,954	\$ 8,410,404
ITC Revenue Billed (without GRT)	\$ 11,785,894	\$ 13,660,326	\$ 11,560,044	\$ 12,537,191	\$ 9,867,283	\$ 7,914,190
<u>Projected</u>						
kWh Sales (Thousands)	1,316,791	1,505,165	1,406,651	1,330,327	1,121,771	901,224
ITC Revenue (without GRT)	\$ 12,089,185	\$ 14,062,412	\$ 13,142,018	\$ 12,428,941	\$ 10,480,450	\$ 8,419,929
<u>Actual vs. Projected</u>						
Over/(Under) Collection	\$ (303,291)	\$ (402,086)	\$ (1,581,974)	\$ 108,250	\$ (613,167)	\$ (505,739)

**PPL Electric Utilities Corporation  
Intangible Transition Cost Recovery  
2006 Reconciliation  
Residential Class  
Rate Schedule RS**

	Jun-06 Actual	Jul-06 Actual	Aug-06 Actual	Sep-06 Actual	Oct-06 Actual	Nov-06 Actual	Total
<b>Rate Schedule RS</b>							
<u>Actual (a)</u>							
kWh Sales (Thousands)	902,338	1,115,549	1,278,073	1,068,357	832,737	972,445	13,463,205
ITC Revenue Billed	\$ 9,096,084	\$ 11,102,843	\$ 12,629,140	\$ 10,664,642	\$ 8,438,568	\$ 9,752,680	\$ 133,230,106
ITC Revenue Billed (without GRT)	\$ 8,559,415	\$ 10,447,775	\$ 11,884,021	\$ 10,035,428	\$ 7,940,692	\$ 9,177,272	\$ 125,369,531
<u>Projected</u>							
kWh Sales (Thousands)	911,876	1,073,105	1,124,727	973,735	916,183	1,049,337	13,630,892
ITC Revenue (without GRT)	\$ 8,519,449	\$ 10,025,774	\$ 10,508,067	\$ 9,097,383	\$ 8,559,688	\$ 9,803,715	\$ 127,137,011
<u>Actual vs. Projected</u>							
Over/(Under) Collection	\$ 39,966	\$ 422,001	\$ 1,375,954	\$ 938,045	\$ (618,996)	\$ (626,443)	\$ (1,767,480)

**PPL Electric Utilities Corporation  
Intangible Transition Cost Recovery  
2006 Reconciliation  
Residential Class  
Rate Schedule RTS**

	Dec-05 Actual	Jan-06 Actual	Feb-06 Actual	Mar-06 Actual	Apr-06 Actual	May-06 Actual
<b>Rate Schedule RTS</b>						
<u>Actual (a)</u>						
kWh Sales (Thousands)	42,448	50,009	41,018	45,302	31,703	21,998
ITC Revenue Billed	\$ 316,240	\$ 376,768	\$ 314,144	\$ 347,014	\$ 242,855	\$ 168,506
ITC Revenue Billed (without GRT)	\$ 297,581	\$ 354,538	\$ 295,609	\$ 326,540	\$ 228,526	\$ 158,564
<u>Projected</u>						
kWh Sales (Thousands)	45,224	54,638	51,632	46,790	36,295	25,120
ITC Revenue (without GRT)	\$ 318,074	\$ 393,368	\$ 371,726	\$ 336,866	\$ 261,307	\$ 180,852
<u>Actual vs. Projected</u>						
Over/(Under) Collection	\$ (20,493)	\$ (38,830)	\$ (76,117)	\$ (10,326)	\$ (32,781)	\$ (22,288)

**PPL Electric Utilities Corporation  
Intangible Transition Cost Recovery  
2006 Reconciliation  
Residential Class  
Rate Schedule RTS**

	Jun-06 Actual	Jul-06 Actual	Aug-06 Actual	Sep-06 Actual	Oct-06 Actual	Nov-06 Actual	Total
<b>Rate Schedule RTS</b>							
<u>Actual (a)</u>							
kWh Sales (Thousands)	21,152	23,309	25,394	22,590	19,583	26,924	371,430
ITC Revenue Billed	\$ 162,036	\$ 178,545	\$ 194,513	\$ 173,043	\$ 150,002	\$ 206,233	\$ 2,829,899
ITC Revenue Billed (without GRT)	\$ 152,476	\$ 168,011	\$ 183,037	\$ 162,833	\$ 141,152	\$ 194,066	\$ 2,662,933
<u>Projected</u>							
kWh Sales (Thousands)	22,067	25,056	26,237	22,835	24,382	32,891	413,167
ITC Revenue (without GRT)	\$ 158,872	\$ 180,391	\$ 188,894	\$ 164,401	\$ 175,539	\$ 236,800	\$ 2,967,090
<u>Actual vs. Projected</u>							
Over/(Under) Collection	\$ (6,396)	\$ (12,380)	\$ (5,857)	\$ (1,568)	\$ (34,387)	\$ (42,734)	\$ (304,157)

**PPL Electric Utilities Corporation**  
**Intangible Transition Cost Recovery**  
**2006 Reconciliation**  
**Residential Class**  
**Rate Schedule RTD**

	Dec-05 Actual	Jan-06 Actual	Feb-06 Actual	Mar-06 Actual	Apr-06 Actual	May-06 Actual
<b>Rate Schedule RTD</b>						
<u>Actual (a)</u>						
kWh Sales (Thousands)	521	616	496	541	398	297
ITC Revenue Billed	\$ 5,930	\$ 7,309	\$ 5,874	\$ 6,307	\$ 4,677	\$ 3,518
ITC Revenue Billed (without GRT)	\$ 5,580	\$ 6,878	\$ 5,528	\$ 5,935	\$ 4,401	\$ 3,310
<u>Projected</u>						
kWh Sales (Thousands)	556	658	620	569	454	331
ITC Revenue (without GRT)	\$ 6,074	\$ 7,365	\$ 6,939	\$ 6,369	\$ 5,081	\$ 3,705
<u>Actual vs. Projected</u>						
Over/(Under) Collection	\$ (494)	\$ (487)	\$ (1,411)	\$ (434)	\$ (680)	\$ (395)

**PPL Electric Utilities Corporation**  
**Intangible Transition Cost Recovery**  
**2006 Reconciliation**  
**Residential Class**  
**Rate Schedule RTD**

	Jun-06 Actual	Jul-06 Actual	Aug-06 Actual	Sep-06 Actual	Oct-06 Actual	Nov-06 Actual	Total
<b>Rate Schedule RTD</b>							
<u>Actual (a)</u>							
kWh Sales (Thousands)	302	356	392	312	273	343	4,847
ITC Revenue Billed	\$ 3,625	\$ 4,379	\$ 4,961	\$ 3,835	\$ 3,268	\$ 4,026	\$ 57,709
ITC Revenue Billed (without GRT)	\$ 3,411	\$ 4,120	\$ 4,668	\$ 3,609	\$ 3,076	\$ 3,788	\$ 54,304
<u>Projected</u>							
kWh Sales (Thousands)	308	354	372	323	328	416	5,289
ITC Revenue (without GRT)	\$ 3,447	\$ 3,962	\$ 4,164	\$ 3,615	\$ 3,671	\$ 4,656	\$ 59,048
<u>Actual vs. Projected</u>							
Over/(Under) Collection	\$ (36)	\$ 158	\$ 504	\$ (6)	\$ (595)	\$ (868)	\$ (4,744)

**SMALL COMMERCIAL AND INDUSTRIAL**

**PPL Electric Utilities Corporation  
Intangible Transition Cost Recovery  
2006 Reconciliation  
Small Commercial and Industrial Class  
Rate Schedule GS-1**

	Dec-05 Actual	Jan-06 Actual	Feb-06 Actual	Mar-06 Actual	Apr-06 Actual	May-06 Actual
<b>Rate Schedule GS-1</b>						
<u>Actual (a)</u>						
kWh Sales (Thousands)	158,846	180,521	159,459	170,411	143,706	139,407
ITC Revenue Billed	\$ 2,081,882	\$ 2,312,102	\$ 2,027,203	\$ 2,151,477	\$ 1,837,140	\$ 1,787,007
ITC Revenue Billed (without GRT)	\$ 1,959,051	\$ 2,175,688	\$ 1,907,598	\$ 2,024,540	\$ 1,728,749	\$ 1,681,574
<u>Projected</u>						
kWh Sales (Thousands)	167,158	175,049	161,107	165,105	159,117	151,336
ITC Revenue (without GRT)	\$ 2,069,588	\$ 2,091,642	\$ 1,925,051	\$ 1,972,823	\$ 1,901,273	\$ 1,808,298
<u>Actual vs. Projected</u>						
Over/(Under) Collection	\$ (110,537)	\$ 84,046	\$ (17,453)	\$ 51,717	\$ (172,524)	\$ (126,724)

**PPL Electric Utilities Corporation  
Intangible Transition Cost Recovery  
2006 Reconciliation  
Small Commercial and Industrial Class  
Rate Schedule GS-1**

	Jun-06 Actual	Jul-06 Actual	Aug-06 Actual	Sep-06 Actual	Oct-06 Actual	Nov-06 Actual	Total
<b>Rate Schedule GS-1</b>							
<u>Actual (a)</u>							
kWh Sales (Thousands)	149,097	170,874	182,919	173,795	139,723	147,053	1,915,811
ITC Revenue Billed	\$ 1,912,365	\$ 2,163,934	\$ 2,298,083	\$ 2,193,383	\$ 1,796,771	\$ 1,882,468	\$ 24,443,815
ITC Revenue Billed (without GRT)	\$ 1,799,535	\$ 2,036,262	\$ 2,162,497	\$ 2,063,973	\$ 1,690,761	\$ 1,771,403	\$ 23,001,631
<u>Projected</u>							
kWh Sales (Thousands)	160,117	172,219	177,822	165,263	158,750	156,775	1,969,818
ITC Revenue (without GRT)	\$ 1,913,222	\$ 2,057,827	\$ 2,124,777	\$ 1,974,711	\$ 1,896,887	\$ 1,873,288	\$ 23,609,387
<u>Actual vs. Projected</u>							
Over/(Under) Collection	\$ (113,687)	\$ (21,565)	\$ 37,720	\$ 89,262	\$ (206,126)	\$ (101,885)	\$ (607,756)

**PPL Electric Utilities Corporation  
Intangible Transition Cost Recovery  
2006 Reconciliation  
Small Commercial and Industrial Class  
Rate Schedule GS-3**

	Dec-05 Actual	Jan-06 Actual	Feb-06 Actual	Mar-06 Actual	Apr-06 Actual	May-06 Actual
<b>Rate Schedule GS-3</b>						
<u>Actual (a)</u>						
kWh Sales (Thousands)	718,015	726,150	665,776	725,881	678,123	667,557
ITC Revenue Billed	\$ 8,082,315	\$ 8,046,031	\$ 7,337,763	\$ 7,931,840	\$ 7,471,686	\$ 7,356,962
ITC Revenue Billed (without GRT)	\$ 7,605,459	\$ 7,571,315	\$ 6,904,835	\$ 7,463,862	\$ 7,030,856	\$ 6,922,901
<u>Projected</u>						
kWh Sales (Thousands)	731,391	757,676	705,088	723,686	701,268	671,170
ITC Revenue (without GRT)	\$ 7,779,295	\$ 7,812,334	\$ 7,270,104	\$ 7,461,866	\$ 7,230,716	\$ 6,920,378
<u>Actual vs. Projected</u>						
Over/(Under) Collection	\$ (173,836)	\$ (241,019)	\$ (365,269)	\$ 1,996	\$ (199,860)	\$ 2,523

**PPL Electric Utilities Corporation  
Intangible Transition Cost Recovery  
2006 Reconciliation  
Small Commercial and Industrial Class  
Rate Schedule GS-3**

	Jun-06 Actual	Jul-06 Actual	Aug-06 Actual	Sep-06 Actual	Oct-06 Actual	Nov-06 Actual	Total
<b>Rate Schedule GS-3</b>							
<u>Actual (a)</u>							
kWh Sales (Thousands)	717,348	760,974	806,512	799,860	682,489	665,882	8,614,567
ITC Revenue Billed	\$ 7,917,911	\$ 8,325,291	\$ 8,811,117	\$ 8,707,933	\$ 7,529,841	\$ 7,371,681	\$ 94,890,371
ITC Revenue Billed (without GRT)	\$ 7,450,754	\$ 7,834,099	\$ 8,291,261	\$ 8,194,165	\$ 7,085,580	\$ 6,936,752	\$ 89,291,839
<u>Projected</u>							
kWh Sales (Thousands)	708,071	757,547	780,131	729,679	702,896	692,380	8,660,983
ITC Revenue (without GRT)	\$ 7,300,861	\$ 7,811,004	\$ 8,043,866	\$ 7,523,660	\$ 7,247,502	\$ 7,139,073	\$ 89,540,659
<u>Actual vs. Projected</u>							
Over/(Under) Collection	\$ 149,893	\$ 23,095	\$ 247,395	\$ 670,505	\$ (161,922)	\$ (202,321)	\$ (248,820)

**PPL Electric Utilities Corporation  
Intangible Transition Cost Recovery  
2006 Reconciliation  
Small Commercial and Industrial Class  
Rate Schedule IS-1**

	Dec-05 Actual	Jan-06 Actual	Feb-06 Actual	Mar-06 Actual	Apr-06 Actual	May-06 Actual
<b>Rate Schedule IS-1</b>						
<u>Actual (a)</u>						
kWh Sales (Thousands)	206	262	198	169	109	85
ITC Revenue Billed	\$ 7,486	\$ 9,168	\$ 6,936	\$ 5,999	\$ 4,144	\$ 3,340
ITC Revenue Billed (without GRT)	\$ 7,045	\$ 8,627	\$ 6,527	\$ 5,645	\$ 3,899	\$ 3,143
<u>Projected</u>						
kWh Sales (Thousands)	134	140	128	132	127	120
ITC Revenue (without GRT)	\$ 4,886	\$ 4,962	\$ 4,536	\$ 4,678	\$ 4,501	\$ 4,253
<u>Actual vs. Projected</u>						
Over/(Under) Collection	\$ 2,159	\$ 3,665	\$ 1,991	\$ 967	\$ (602)	\$ (1,110)

**PPL Electric Utilities Corporation  
Intangible Transition Cost Recovery  
2006 Reconciliation  
Small Commercial and Industrial Class  
Rate Schedule IS-1**

	Jun-06 Actual	Jul-06 Actual	Aug-06 Actual	Sep-06 Actual	Oct-06 Actual	Nov-06 Actual	Total
<b>Rate Schedule IS-1</b>							
<u>Actual (a)</u>							
kWh Sales (Thousands)	71	66	66	103	134	191	1,660
ITC Revenue Billed	\$ 2,881	\$ 2,755	\$ 2,773	\$ 3,869	\$ 4,940	\$ 6,759	\$ 61,050
ITC Revenue Billed (without GRT)	\$ 2,711	\$ 2,592	\$ 2,610	\$ 3,640	\$ 4,648	\$ 6,360	\$ 57,447
<u>Projected</u>							
kWh Sales (Thousands)	127	138	142	132	127	125	1,572
ITC Revenue (without GRT)	\$ 4,501	\$ 4,891	\$ 5,032	\$ 4,678	\$ 4,501	\$ 4,430	\$ 55,849
<u>Actual vs. Projected</u>							
Over/(Under) Collection	\$ (1,790)	\$ (2,299)	\$ (2,422)	\$ (1,038)	\$ 147	\$ 1,930	\$ 1,598

**PPL Electric Utilities Corporation  
Intangible Transition Cost Recovery  
2006 Reconciliation  
Small Commercial and Industrial Class  
Rate Schedule BL**

	Dec-05 Actual	Jan-06 Actual	Feb-06 Actual	Mar-06 Actual	Apr-06 Actual	May-06 Actual
<b>Rate Schedule BL</b>						
<u>Actual (a)</u>						
kWh Sales (Thousands)	1,306	539	598	563	530	433
ITC Revenue Billed	\$ 13,891	\$ 5,538	\$ 6,069	\$ 5,717	\$ 5,389	\$ 4,414
ITC Revenue Billed (without GRT)	\$ 13,071	\$ 5,211	\$ 5,711	\$ 5,379	\$ 5,071	\$ 4,153
<u>Projected</u>						
kWh Sales (Thousands)	530	540	540	540	540	540
ITC Revenue (without GRT)	\$ 5,304	\$ 5,120	\$ 5,120	\$ 5,120	\$ 5,120	\$ 5,120
<u>Actual vs. Projected</u>						
Over/(Under) Collection	\$ 7,767	\$ 91	\$ 591	\$ 259	\$ (49)	\$ (967)

**PPL Electric Utilities Corporation  
Intangible Transition Cost Recovery  
2006 Reconciliation  
Small Commercial and Industrial Class  
Rate Schedule BL**

	Jun-06 Actual	Jul-06 Actual	Aug-06 Actual	Sep-06 Actual	Oct-06 Actual	Nov-06 Actual	Total
<b>Rate Schedule BL</b>							
<u>Actual (a)</u>							
kWh Sales (Thousands)	449	417	503	597	462	433	6,830
ITC Revenue Billed	\$ 4,573	\$ 4,230	\$ 5,118	\$ 6,079	\$ 4,708	\$ 4,400	\$ 70,126
ITC Revenue Billed (without GRT)	\$ 4,303	\$ 3,981	\$ 4,816	\$ 5,720	\$ 4,430	\$ 4,140	\$ 65,986
<u>Projected</u>							
kWh Sales (Thousands)	540	540	540	540	540	540	6,470
ITC Revenue (without GRT)	\$ 5,120	\$ 5,120	\$ 5,120	\$ 5,120	\$ 5,120	\$ 5,120	\$ 61,624
<u>Actual vs. Projected</u>							
Over/(Under) Collection	\$ (817)	\$ (1,139)	\$ (304)	\$ 600	\$ (690)	\$ (980)	\$ 4,362

**PPL Electric Utilities Corporation  
Intangible Transition Cost Recovery  
2006 Reconciliation  
Small Commercial and Industrial Class  
Rate Schedule SA**

	Dec-05 Actual	Jan-06 Actual	Feb-06 Actual	Mar-06 Actual	Apr-06 Actual	May-06 Actual
<b>Rate Schedule SA</b>						
<u>Actual (a)</u>						
kWh Sales (Thousands)	2,366	2,448	2,088	2,070	1,823	1,650
ITC Revenue Billed	\$ 22,901	\$ 23,082	\$ 22,813	\$ 22,889	\$ 22,971	\$ 22,955
ITC Revenue Billed (without GRT)	\$ 21,550	\$ 21,721	\$ 21,467	\$ 21,538	\$ 21,615	\$ 21,601
<u>Projected</u>						
kWh Sales (Thousands)	2,451	2,364	1,996	1,996	1,686	1,647
ITC Revenue (without GRT)	\$ 27,543	\$ 26,213	\$ 22,133	\$ 22,133	\$ 18,695	\$ 18,263
<u>Actual vs. Projected</u>						
Over/(Under) Collection	\$ (5,993)	\$ (4,492)	\$ (666)	\$ (595)	\$ 2,920	\$ 3,338

**PPL Electric Utilities Corporation  
Intangible Transition Cost Recovery  
2006 Reconciliation  
Small Commercial and Industrial Class  
Rate Schedule SA**

	Jun-06 Actual	Jul-06 Actual	Aug-06 Actual	Sep-06 Actual	Oct-06 Actual	Nov-06 Actual	Total
<b>Rate Schedule SA</b>							
<u>Actual (a)</u>							
kWh Sales (Thousands)	1,564	1,503	1,562	1,886	1,948	2,125	23,033
ITC Revenue Billed	\$ 23,062	\$ 22,909	\$ 22,655	\$ 22,794	\$ 22,845	\$ 22,594	\$ 274,470
ITC Revenue Billed (without GRT)	\$ 21,701	\$ 21,557	\$ 21,319	\$ 21,449	\$ 21,497	\$ 21,261	\$ 258,276
<u>Projected</u>							
kWh Sales (Thousands)	1,454	1,570	1,764	1,899	2,171	2,268	23,266
ITC Revenue (without GRT)	\$ 16,123	\$ 17,409	\$ 19,560	\$ 21,057	\$ 24,073	\$ 25,149	\$ 258,351
<u>Actual vs. Projected</u>							
Over/(Under) Collection	\$ 5,578	\$ 4,148	\$ 1,759	\$ 392	\$ (2,576)	\$ (3,888)	\$ (75)

**PPL Electric Utilities Corporation  
Intangible Transition Cost Recovery  
2006 Reconciliation  
Small Commercial and Industrial Class  
Rate Schedule SM**

	Dec-05	Jan-06	Feb-06	Mar-06	Apr-06	May-06
	Actual	Actual	Actual	Actual	Actual	Actual
<b>Rate Schedule SM</b>						
<u>Actual (a)</u>						
kWh Sales (Thousands)	472	528	428	427	396	337
ITC Revenue Billed	\$ 5,704	\$ 5,609	\$ 5,846	\$ 5,837	\$ 5,836	\$ 5,850
ITC Revenue Billed (without GRT)	\$ 5,367	\$ 5,278	\$ 5,502	\$ 5,492	\$ 5,492	\$ 5,505
<u>Projected</u>						
kWh Sales (Thousands)	538	521	440	440	372	363
ITC Revenue (without GRT)	\$ 7,221	\$ 6,871	\$ 5,802	\$ 5,802	\$ 4,906	\$ 4,787
<u>Actual vs. Projected</u>						
Over/(Under) Collection	\$ (1,854)	\$ (1,593)	\$ (300)	\$ (310)	\$ 586	\$ 718

**PPL Electric Utilities Corporation  
Intangible Transition Cost Recovery  
2006 Reconciliation  
Small Commercial and Industrial Class  
Rate Schedule SM**

	Jun-06 Actual	Jul-06 Actual	Aug-06 Actual	Sep-06 Actual	Oct-06 Actual	Nov-06 Actual	Total
<b>Rate Schedule SM</b>							
<u>Actual (a)</u>							
kWh Sales (Thousands)	305	289	294	328	383	386	4,573
ITC Revenue Billed	\$ 5,578	\$ 5,563	\$ 5,564	\$ 5,447	\$ 5,045	\$ 5,483	\$ 67,362
ITC Revenue Billed (without GRT)	\$ 5,249	\$ 5,235	\$ 5,235	\$ 5,126	\$ 4,747	\$ 5,160	\$ 63,388
<u>Projected</u>							
kWh Sales (Thousands)	320	346	389	419	479	499	5,126
ITC Revenue (without GRT)	\$ 4,220	\$ 4,563	\$ 5,130	\$ 5,525	\$ 6,317	\$ 6,580	\$ 67,724
<u>Actual vs. Projected</u>							
Over/(Under) Collection	\$ 1,029	\$ 672	\$ 105	\$ (399)	\$ (1,570)	\$ (1,420)	\$ (4,336)

**PPL Electric Utilities Corporation  
Intangible Transition Cost Recovery  
2006 Reconciliation  
Small Commercial and Industrial Class  
Rate Schedule SHS**

	Dec-05 Actual	Jan-06 Actual	Feb-06 Actual	Mar-06 Actual	Apr-06 Actual	May-06 Actual
<b>Rate Schedule SHS</b>						
<u>Actual (a)</u>						
kWh Sales (Thousands)	5,709	6,234	4,710	4,371	4,088	3,511
ITC Revenue Billed	\$ 48,767	\$ 46,792	\$ 53,144	\$ 49,167	\$ 50,427	\$ 50,452
ITC Revenue Billed (without GRT)	\$ 45,890	\$ 44,032	\$ 50,008	\$ 46,266	\$ 47,452	\$ 47,475
<u>Projected</u>						
kWh Sales (Thousands)	6,648	6,471	5,464	5,464	4,615	4,509
ITC Revenue (without GRT)	\$ 63,064	\$ 60,047	\$ 50,702	\$ 50,702	\$ 42,824	\$ 41,840
<u>Actual vs. Projected</u>						
Over/(Under) Collection	\$ (17,174)	\$ (16,015)	\$ (694)	\$ (4,436)	\$ 4,628	\$ 5,635

**PPL Electric Utilities Corporation  
Intangible Transition Cost Recovery  
2006 Reconciliation  
Small Commercial and Industrial Class  
Rate Schedule SHS**

	Jun-06 Actual	Jul-06 Actual	Aug-06 Actual	Sep-06 Actual	Oct-06 Actual	Nov-06 Actual	Total
<b>Rate Schedule SHS</b>							
<u>Actual (a)</u>							
kWh Sales (Thousands)	3,316	3,158	3,243	3,598	4,287	4,281	50,506
ITC Revenue Billed	\$ 50,637	\$ 50,774	\$ 50,592	\$ 50,594	\$ 50,827	\$ 50,770	\$ 602,943
ITC Revenue Billed (without GRT)	\$ 47,650	\$ 47,778	\$ 47,607	\$ 47,609	\$ 47,829	\$ 47,775	\$ 567,371
<u>Projected</u>							
kWh Sales (Thousands)	3,979	4,297	4,827	5,199	5,941	6,207	63,621
ITC Revenue (without GRT)	\$ 36,922	\$ 39,873	\$ 44,791	\$ 48,243	\$ 55,128	\$ 57,597	\$ 591,733
<u>Actual vs. Projected</u>							
Over/(Under) Collection	\$ 10,728	\$ 7,905	\$ 2,816	\$ (634)	\$ (7,299)	\$ (9,822)	\$ (24,362)

**PPL Electric Utilities Corporation  
Intangible Transition Cost Recovery  
2006 Reconciliation  
Small Commercial and Industrial Class  
Rate Schedule SE**

	Dec-05 Actual	Jan-06 Actual	Feb-06 Actual	Mar-06 Actual	Apr-06 Actual	May-06 Actual
<b>Rate Schedule SE</b>						
<u>Actual (a)</u>						
kWh Sales (Thousands)	2,518	3,038	2,869	2,875	3,725	2,582
ITC Revenue Billed	\$ 12,886	\$ 15,878	\$ 8,637	\$ 8,729	\$ 11,604	\$ 7,882
ITC Revenue Billed (without GRT)	\$ 12,126	\$ 14,941	\$ 8,127	\$ 8,214	\$ 10,919	\$ 7,417
<u>Projected</u>						
kWh Sales (Thousands)	2,079	2,023	1,708	1,708	1,442	1,409
ITC Revenue (without GRT)	\$ 9,113	\$ 10,444	\$ 8,817	\$ 8,817	\$ 7,444	\$ 7,274
<u>Actual vs. Projected</u>						
Over/(Under) Collection	\$ 3,013	\$ 4,497	(690)	(603)	\$ 3,475	143

**PPL Electric Utilities Corporation  
Intangible Transition Cost Recovery  
2006 Reconciliation  
Small Commercial and Industrial Class  
Rate Schedule SE**

	Jun-06 Actual	Jul-06 Actual	Aug-06 Actual	Sep-06 Actual	Oct-06 Actual	Nov-06 Actual	Total
<b>Rate Schedule SE</b>							
<u>Actual (a)</u>							
kWh Sales (Thousands)	2,465	2,323	2,374	2,645	3,175	3,144	33,733
ITC Revenue Billed	\$ 7,522	\$ 7,084	\$ 7,245	\$ 8,070	\$ 9,681	\$ 9,589	114,807
ITC Revenue Billed (without GRT)	\$ 7,078	\$ 6,666	\$ 6,817	\$ 7,594	\$ 9,110	\$ 9,024	108,033
<u>Projected</u>							
kWh Sales (Thousands)	1,243	1,343	1,509	1,625	1,857	1,940	19,886
ITC Revenue (without GRT)	\$ 6,417	\$ 6,933	\$ 7,790	\$ 8,389	\$ 9,587	\$ 10,015	101,040
<u>Actual vs. Projected</u>							
Over/(Under) Collection	\$ 661	\$ (267)	\$ (973)	\$ (795)	\$ (477)	\$ (991)	6,993

**PPL Electric Utilities Corporation**  
**Intangible Transition Cost Recovery**  
**2006 Reconciliation**  
**Small Commercial and Industrial Class**  
**Rate Schedule TS**

	Dec-05 Actual	Jan-06 Actual	Feb-06 Actual	Mar-06 Actual	Apr-06 Actual	May-06 Actual
<b>Rate Schedule TS</b>						
<u>Actual (a)</u>						
kWh Sales (Thousands)	27	27	27	26	27	27
ITC Revenue Billed	\$ 395	\$ 395	\$ 429	\$ 429	\$ 429	\$ 429
ITC Revenue Billed (without GRT)	\$ 371	\$ 371	\$ 404	\$ 404	\$ 404	\$ 404
<u>Projected</u>						
kWh Sales (Thousands)	30	30	27	30	29	30
ITC Revenue (without GRT)	\$ 417	\$ 412	\$ 371	\$ 412	\$ 398	\$ 412
<u>Actual vs. Projected</u>						
Over/(Under) Collection	\$ (46)	\$ (41)	\$ 33	\$ (8)	\$ 6	\$ (8)

**PPL Electric Utilities Corporation  
Intangible Transition Cost Recovery  
2006 Reconciliation  
Small Commercial and Industrial Class  
Rate Schedule TS**

	Jun-06 Actual	Jul-06 Actual	Aug-06 Actual	Sep-06 Actual	Oct-06 Actual	Nov-06 Actual	Total
<b>Rate Schedule TS</b>							
<u>Actual (a)</u>							
kWh Sales (Thousands)	27	27	27	27	27	27	323
ITC Revenue Billed	\$ 429	\$ 429	\$ 429	\$ 429	\$ 429	\$ 429	5,080
ITC Revenue Billed (without GRT)	\$ 404	\$ 404	\$ 404	\$ 404	\$ 404	\$ 404	4,782
<u>Projected</u>							
kWh Sales (Thousands)	29	30	30	29	30	29	353
ITC Revenue (without GRT)	\$ 398	\$ 412	\$ 412	\$ 398	\$ 412	\$ 398	4,852
<u>Actual vs. Projected</u>							
Over/(Under) Collection	\$ 6	\$ (8)	\$ (8)	\$ 6	\$ (8)	\$ 6	(70)

**PPL Electric Utilities Corporation  
Intangible Transition Cost Recovery  
2006 Reconciliation  
Small Commercial and Industrial Class  
Rate Schedule SI-1**

	Dec-05 Actual	Jan-06 Actual	Feb-06 Actual	Mar-06 Actual	Apr-06 Actual	May-06 Actual
<b>Rate Schedule SI-1</b>						
<u>Actual (a)</u>						
kWh Sales (Thousands)	8	9	8	7	7	6
ITC Revenue Billed	\$ 142	\$ 142	\$ 161	\$ 161	\$ 160	\$ 160
ITC Revenue Billed (without GRT)	\$ 134	\$ 134	\$ 151	\$ 151	\$ 151	\$ 151
<u>Projected</u>						
kWh Sales (Thousands)	10	10	8	8	7	7
ITC Revenue (without GRT)	\$ 195	\$ 191	\$ 153	\$ 153	\$ 134	\$ 134
<u>Actual vs. Projected</u>						
Over/(Under) Collection	\$ (61)	\$ (57)	\$ (2)	\$ (2)	\$ 17	\$ 17

**PPL Electric Utilities Corporation  
Intangible Transition Cost Recovery  
2006 Reconciliation  
Small Commercial and Industrial Class  
Rate Schedule SI-1**

	Jun-06 Actual	Jul-06 Actual	Aug-06 Actual	Sep-06 Actual	Oct-06 Actual	Nov-06 Actual	Total
<b>Rate Schedule SI-1</b>							
<u>Actual (a)</u>							
kWh Sales (Thousands)	6	5	5	6	7	7	81
ITC Revenue Billed	\$ 160	\$ 160	\$ 160	\$ 160	\$ 160	\$ 160	1,886
ITC Revenue Billed (without GRT)	\$ 151	\$ 151	\$ 151	\$ 151	\$ 151	\$ 151	1,778
<u>Projected</u>							
kWh Sales (Thousands)	6	6	7	8	9	9	95
ITC Revenue (without GRT)	\$ 115	\$ 115	\$ 134	\$ 153	\$ 172	\$ 172	1,821
<u>Actual vs. Projected</u>							
Over/(Under) Collection	\$ 36	\$ 36	\$ 17	\$ (2)	\$ (21)	\$ (21)	(43)

**PPL Electric Utilities Corporation  
Intangible Transition Cost Recovery  
2006 Reconciliation  
Small Commercial and Industrial Class  
Rate Schedule GH-1**

	Dec-05 Actual	Jan-06 Actual	Feb-06 Actual	Mar-06 Actual	Apr-06 Actual	May-06 Actual
<b>Rate Schedule GH-1</b>						
<u>Actual (a)</u>						
kWh Sales (Thousands)	29,534	32,622	29,045	31,510	23,249	18,717
ITC Revenue Billed	\$ 608,345	\$ 692,529	\$ 642,237	\$ 695,916	\$ 516,464	\$ 417,299
ITC Revenue Billed (without GRT)	\$ 572,452	\$ 651,669	\$ 604,345	\$ 654,857	\$ 485,993	\$ 392,678
<u>Projected</u>						
kWh Sales (Thousands)	28,691	27,082	25,013	25,714	24,853	23,679
ITC Revenue (without GRT)	\$ 560,052	\$ 565,041	\$ 521,873	\$ 536,499	\$ 518,535	\$ 494,040
<u>Actual vs. Projected</u>						
Over/(Under) Collection	\$ 12,400	\$ 86,628	\$ 82,472	\$ 118,358	\$ (32,542)	\$ (101,362)

**PPL Electric Utilities Corporation  
Intangible Transition Cost Recovery  
2006 Reconciliation  
Small Commercial and Industrial Class  
Rate Schedule GH-1**

	Jun-06 Actual	Jul-06 Actual	Aug-06 Actual	Sep-06 Actual	Oct-06 Actual	Nov-06 Actual	Total
<b>Rate Schedule GH-1</b>							
<u>Actual (a)</u>							
kWh Sales (Thousands)	18,533	18,313	18,615	19,919	18,187	21,231	279,475
ITC Revenue Billed	\$ 413,283	\$ 408,704	\$ 415,387	\$ 443,383	\$ 405,514	\$ 472,228	\$ 6,131,289
ITC Revenue Billed (without GRT)	\$ 388,899	\$ 384,590	\$ 390,879	\$ 417,224	\$ 381,589	\$ 444,366	\$ 5,769,541
<u>Projected</u>							
kWh Sales (Thousands)	25,029	26,867	27,704	25,838	24,875	24,505	309,850
ITC Revenue (without GRT)	\$ 522,207	\$ 560,555	\$ 578,018	\$ 539,086	\$ 518,994	\$ 511,274	\$ 6,426,174
<u>Actual vs. Projected</u>							
Over/(Under) Collection	\$ (133,308)	\$ (175,965)	\$ (187,139)	\$ (121,862)	\$ (137,405)	\$ (66,908)	\$ (656,633)

**PPL Electric Utilities Corporation  
Intangible Transition Cost Recovery  
2006 Reconciliation  
Small Commercial and Industrial Class  
Rate Schedule GH-2**

	Dec-05 Actual	Jan-06 Actual	Feb-06 Actual	Mar-06 Actual	Apr-06 Actual	May-06 Actual
<b>Rate Schedule GH-2</b>						
<u>Actual (a)</u>						
kWh Sales (Thousands)	7,094	8,604	7,210	8,134	5,482	3,428
ITC Revenue Billed	\$ 150,421	\$ 187,062	\$ 158,226	\$ 179,925	\$ 117,908	\$ 70,480
ITC Revenue Billed (without GRT)	\$ 141,546	\$ 176,026	\$ 148,891	\$ 169,309	\$ 110,952	\$ 66,322
<u>Projected</u>						
kWh Sales (Thousands)	6,225	6,120	5,627	5,785	5,582	5,306
ITC Revenue (without GRT)	\$ 122,819	\$ 124,189	\$ 114,185	\$ 117,391	\$ 113,271	\$ 107,671
<u>Actual vs. Projected</u>						
Over/(Under) Collection	\$ 18,727	\$ 51,837	\$ 34,706	\$ 51,918	\$ (2,319)	\$ (41,349)

**PPL Electric Utilities Corporation  
Intangible Transition Cost Recovery  
2006 Reconciliation  
Small Commercial and Industrial Class  
Rate Schedule GH-2**

	Jun-06 Actual	Jul-06 Actual	Aug-06 Actual	Sep-06 Actual	Oct-06 Actual	Nov-06 Actual	Total
<b>Rate Schedule GH-2</b>							
<u>Actual (a)</u>							
kWh Sales (Thousands)	3,567	3,968	4,512	3,871	3,175	4,272	63,317
ITC Revenue Billed	\$ 73,627	\$ 83,293	\$ 96,080	\$ 80,976	\$ 64,611	\$ 89,838	\$ 1,352,447
ITC Revenue Billed (without GRT)	\$ 69,283	\$ 78,378	\$ 90,411	\$ 76,199	\$ 60,799	\$ 84,537	\$ 1,272,653
<u>Projected</u>							
kWh Sales (Thousands)	5,615	6,042	6,237	5,805	5,581	5,501	69,426
ITC Revenue (without GRT)	\$ 113,941	\$ 122,606	\$ 126,563	\$ 117,797	\$ 113,251	\$ 111,628	\$ 1,405,312
<u>Actual vs. Projected</u>							
Over/(Under) Collection	\$ (44,658)	\$ (44,228)	\$ (36,152)	\$ (41,598)	\$ (52,452)	\$ (27,091)	\$ (132,659)

**LARGE COMMERCIAL AND INDUSTRIAL**

**PPL Electric Utilities Corporation  
Intangible Transition Cost Recovery  
2006 Reconciliation  
Large Commercial and Industrial Class  
Rate Schedule LP-4**

	Dec-05 Actual	Jan-06 Actual	Feb-06 Actual	Mar-06 Actual	Apr-06 Actual	May-06 Actual
<b>Rate Schedule LP-4</b>						
<u>Actual (a)</u>						
kWh Sales (Thousands)	473,875	465,214	445,990	478,767	452,549	464,211
ITC Revenue Billed	\$ 4,194,804	\$ 3,985,803	\$ 3,752,886	\$ 3,957,731	\$ 3,769,272	\$ 3,903,727
ITC Revenue Billed (without GRT)	\$ 3,947,311	\$ 3,750,640	\$ 3,531,466	\$ 3,724,225	\$ 3,546,885	\$ 3,673,408
<u>Projected</u>						
kWh Sales (Thousands)	471,054	489,295	471,943	481,934	473,032	461,988
ITC Revenue (without GRT)	\$ 3,903,487	\$ 3,818,579	\$ 3,683,160	\$ 3,761,132	\$ 3,691,659	\$ 3,605,469
<u>Actual vs. Projected</u>						
Over/(Under) Collection	\$ 43,824	\$ (67,939)	\$ (151,694)	\$ (36,907)	\$ (144,774)	\$ 67,939

**PPL Electric Utilities Corporation  
Intangible Transition Cost Recovery  
2006 Reconciliation  
Large Commercial and Industrial Class  
Rate Schedule LP-4**

	Jun-06 Actual	Jul-06 Actual	Aug-06 Actual	Sep-06 Actual	Oct-06 Actual	Nov-06 Actual	Total
<b>Rate Schedule LP-4</b>							
<u>Actual (a)</u>							
kWh Sales (Thousands)	490,929	516,999	537,102	553,674	479,621	471,871	5,830,802
ITC Revenue Billed	\$ 4,123,648	\$ 4,298,209	\$ 4,465,302	\$ 4,520,987	\$ 4,049,908	\$ 3,957,584	\$ 48,979,861
ITC Revenue Billed (without GRT)	\$ 3,880,353	\$ 4,044,615	\$ 4,201,849	\$ 4,254,249	\$ 3,810,963	\$ 3,724,086	\$ 46,090,050
<u>Projected</u>							
kWh Sales (Thousands)	483,055	508,746	520,497	493,927	477,756	469,894	5,803,121
ITC Revenue (without GRT)	\$ 3,769,881	\$ 3,970,380	\$ 4,062,087	\$ 3,854,728	\$ 3,728,526	\$ 3,667,169	\$ 45,516,257
<u>Actual vs. Projected</u>							
Over/(Under) Collection	\$ 110,472	\$ 74,235	\$ 139,762	\$ 399,521	\$ 82,437	\$ 56,917	\$ 573,793

**PPL Electric Utilities Corporation  
Intangible Transition Cost Recovery  
2006 Reconciliation  
Large Commercial and Industrial Class  
Rate Schedule IS-P**

	Dec-05 Actual	Jan-06 Actual	Feb-06 Actual	Mar-06 Actual	Apr-06 Actual	May-06 Actual
<b>Rate Schedule IS-P</b>						
<u>Actual (a)</u>						
kWh Sales (Thousands)	26,871	25,068	26,818	27,449	26,897	26,913
ITC Revenue Billed	\$ 228,168	\$ 219,300	\$ 229,971	\$ 235,269	\$ 230,997	\$ 231,373
ITC Revenue Billed (without GRT)	\$ 214,706	\$ 206,361	\$ 216,403	\$ 221,388	\$ 217,369	\$ 217,722
<u>Projected</u>						
kWh Sales (Thousands)	30,353	28,833	29,037	29,870	29,885	29,679
ITC Revenue (without GRT)	\$ 243,734	\$ 232,607	\$ 234,253	\$ 240,973	\$ 241,094	\$ 239,432
<u>Actual vs. Projected</u>						
Over/(Under) Collection	\$ (29,028)	\$ (26,246)	\$ (17,850)	\$ (19,585)	\$ (23,725)	\$ (21,710)

**PPL Electric Utilities Corporation  
Intangible Transition Cost Recovery  
2006 Reconciliation  
Large Commercial and Industrial Class  
Rate Schedule IS-P**

	Jun-06 Actual	Jul-06 Actual	Aug-06 Actual	Sep-06 Actual	Oct-06 Actual	Nov-06 Actual	Total
<b>Rate Schedule IS-P</b>							
<u>Actual (a)</u>							
kWh Sales (Thousands)	28,060	26,026	27,733	29,252	25,942	25,883	322,912
ITC Revenue Billed	\$ 240,226	\$ 225,340	\$ 239,679	\$ 250,617	\$ 225,206	\$ 224,497	\$ 2,780,643
ITC Revenue Billed (without GRT)	\$ 226,053	\$ 212,044	\$ 225,538	\$ 235,830	\$ 211,919	\$ 211,252	\$ 2,616,585
<u>Projected</u>							
kWh Sales (Thousands)	30,685	31,513	31,973	31,022	30,493	29,710	363,053
ITC Revenue (without GRT)	\$ 247,548	\$ 254,228	\$ 257,939	\$ 250,267	\$ 245,999	\$ 239,682	\$ 2,927,756
<u>Actual vs. Projected</u>							
Over/(Under) Collection	\$ (21,495)	\$ (42,184)	\$ (32,401)	\$ (14,437)	\$ (34,080)	\$ (28,430)	\$ (311,171)

**PPL Electric Utilities Corporation  
Intangible Transition Cost Recovery  
2006 Reconciliation  
Large Commercial and Industrial Class  
Rate Schedule LP-5**

	Dec-05 Actual	Jan-06 Actual	Feb-06 Actual	Mar-06 Actual	Apr-06 Actual	May-06 Actual
<b>Rate Schedule LP-5</b>						
<u>Actual (a)</u>						
kWh Sales (Thousands)	259,061	258,266	251,968	256,660	239,292	248,688
ITC Revenue Billed	\$ 2,196,569	\$ 2,128,442	\$ 2,096,534	\$ 2,088,179	\$ 1,978,362	\$ 2,056,290
ITC Revenue Billed (without GRT)	\$ 2,066,972	\$ 2,002,864	\$ 1,972,838	\$ 1,964,977	\$ 1,861,638	\$ 1,934,969
<u>Projected</u>						
kWh Sales (Thousands)	269,817	262,798	259,985	266,121	264,684	261,676
ITC Revenue (without GRT)	\$ 2,126,448	\$ 2,054,252	\$ 2,032,263	\$ 2,080,227	\$ 2,068,995	\$ 2,045,482
<u>Actual vs. Projected</u>						
Over/(Under) Collection	\$ (59,476)	\$ (51,388)	\$ (59,425)	\$ (115,250)	\$ (207,357)	\$ (110,513)

**PPL Electric Utilities Corporation  
Intangible Transition Cost Recovery  
2006 Reconciliation  
Large Commercial and Industrial Class  
Rate Schedule LP-5**

	Jun-06 Actual	Jul-06 Actual	Aug-06 Actual	Sep-06 Actual	Oct-06 Actual	Nov-06 Actual	Total
<b>Rate Schedule LP-5</b>							
<u>Actual (a)</u>							
kWh Sales (Thousands)	257,906	262,139	265,317	278,602	247,589	240,563	3,066,051
ITC Revenue Billed	\$ 2,114,034	\$ 2,160,063	\$ 2,183,515	\$ 2,237,902	\$ 2,068,543	\$ 1,993,063	\$ 25,301,496
ITC Revenue Billed (without GRT)	\$ 1,989,306	\$ 2,032,620	\$ 2,054,687	\$ 2,105,865	\$ 1,946,499	\$ 1,875,472	\$ 23,808,707
<u>Projected</u>							
kWh Sales (Thousands)	272,018	283,683	288,638	277,207	269,240	263,328	3,239,195
ITC Revenue (without GRT)	\$ 2,126,323	\$ 2,217,507	\$ 2,256,239	\$ 2,166,885	\$ 2,104,608	\$ 2,058,395	\$ 25,337,624
<u>Actual vs. Projected</u>							
Over/(Under) Collection	\$ (137,017)	\$ (184,887)	\$ (201,552)	\$ (61,020)	\$ (158,109)	\$ (182,923)	\$ (1,528,917)

**PPL Electric Utilities Corporation  
Intangible Transition Cost Recovery  
2006 Reconciliation  
Large Commercial and Industrial Class  
Rate Schedule IS-T**

	Dec-05 Actual	Jan-06 Actual	Feb-06 Actual	Mar-06 Actual	Apr-06 Actual	May-06 Actual
<b>Rate Schedule IS-T</b>						
<u>Actual (a)</u>						
kWh Sales (Thousands)	96,644	221,186	146,453	161,542	145,905	169,093
ITC Revenue Billed	\$ 799,562	\$ 1,520,528	\$ 1,060,091	\$ 1,138,743	\$ 1,042,647	\$ 1,198,403
ITC Revenue Billed (without GRT)	\$ 752,388	\$ 1,430,817	\$ 997,545	\$ 1,071,557	\$ 981,130	\$ 1,127,697
<u>Projected</u>						
kWh Sales (Thousands)	158,849	156,531	158,199	161,758	162,201	161,884
ITC Revenue (without GRT)	\$ 1,123,449	\$ 1,072,436	\$ 1,083,864	\$ 1,108,248	\$ 1,111,283	\$ 1,109,111
<u>Actual vs. Projected</u>						
Over/(Under) Collection	\$ (371,061)	\$ 358,381	\$ (86,319)	\$ (36,691)	\$ (130,153)	\$ 18,586

**PPL Electric Utilities Corporation  
Intangible Transition Cost Recovery  
2006 Reconciliation  
Large Commercial and Industrial Class  
Rate Schedule IS-T**

	Jun-06 Actual	Jul-06 Actual	Aug-06 Actual	Sep-06 Actual	Oct-06 Actual	Nov-06 Actual	Total
<b>Rate Schedule IS-T</b>							
<u>Actual (a)</u>							
kWh Sales (Thousands)	145,766	70,796	237,260	145,775	199,577	141,911	1,881,908
ITC Revenue Billed	\$ 1,033,902	\$ 530,501	\$ 1,639,538	\$ 1,018,609	\$ 1,410,834	\$ 1,027,024	\$ 13,420,382
ITC Revenue Billed (without GRT)	\$ 972,902	\$ 499,202	\$ 1,542,805	\$ 958,511	\$ 1,327,595	\$ 966,429	\$ 12,628,578
<u>Projected</u>							
kWh Sales (Thousands)	166,865	171,483	173,608	168,908	165,510	161,788	1,967,584
ITC Revenue (without GRT)	\$ 1,143,237	\$ 1,174,876	\$ 1,189,435	\$ 1,157,234	\$ 1,133,954	\$ 1,108,453	\$ 13,515,580
<u>Actual vs. Projected</u>							
Over/(Under) Collection	\$ (170,335)	\$ (675,674)	\$ 353,370	\$ (198,723)	\$ 193,641	\$ (142,024)	\$ (887,002)

**PPL Electric Utilities Corporation  
Intangible Transition Cost Recovery  
2006 Reconciliation  
Large Commercial and Industrial Class  
Rate Schedule LP-6**

	Dec-05 Actual	Jan-06 Actual	Feb-06 Actual	Mar-06 Actual	Apr-06 Actual	May-06 Actual
<b>Rate Schedule LP-6</b>						
<u>Actual (a)</u>						
kWh Sales (Thousands)	27,505	22,893	21,525	34,164	39,715	37,394
ITC Revenue Billed	\$ 383,168	\$ 447,634	\$ 469,795	\$ 696,979	\$ 756,186	\$ 731,083
ITC Revenue Billed (without GRT)	\$ 360,561	\$ 421,224	\$ 442,077	\$ 655,858	\$ 711,571	\$ 687,949
<u>Projected</u>						
kWh Sales (Thousands)	32,729	25,002	23,807	24,516	23,993	23,195
ITC Revenue (without GRT)	\$ 469,888	\$ 467,062	\$ 444,738	\$ 457,983	\$ 448,213	\$ 433,305
<u>Actual vs. Projected</u>						
Over/(Under) Collection	\$ (109,327)	\$ (45,838)	\$ (2,661)	\$ 197,875	\$ 263,358	\$ 254,644

**PPL Electric Utilities Corporation  
Intangible Transition Cost Recovery  
2006 Reconciliation  
Large Commercial and Industrial Class  
Rate Schedule LPEP**

	Dec-05 Actual	Jan-06 Actual	Feb-06 Actual	Mar-06 Actual	Apr-06 Actual	May-06 Actual
<b>Rate Schedule LPEP</b>						
<u>Actual (a)</u>						
kWh Sales (Thousands)	1,688	1,482	5,293	5,021	4,169	4,204
ITC Revenue Billed	\$ 61,237	\$ 58,626	\$ 134,333	\$ 131,205	\$ 108,973	\$ 108,401
ITC Revenue Billed (without GRT)	\$ 57,624	\$ 55,167	\$ 126,408	\$ 123,464	\$ 102,544	\$ 102,005
<u>Projected</u>						
kWh Sales (Thousands)	6,000	6,000	6,000	6,000	6,000	6,000
ITC Revenue (without GRT)	\$ 133,164	\$ 130,246	\$ 130,246	\$ 130,246	\$ 130,246	\$ 130,246
<u>Actual vs. Projected</u>						
Over/(Under) Collection	\$ (75,540)	\$ (75,079)	\$ (3,838)	\$ (6,782)	\$ (27,702)	\$ (28,241)

**PPL Electric Utilities Corporation  
Intangible Transition Cost Recovery  
2006 Reconciliation  
Large Commercial and Industrial Class  
Rate Schedule LPEP**

	Jun-06 Actual	Jul-06 Actual	Aug-06 Actual	Sep-06 Actual	Oct-06 Actual	Nov-06 Actual	Total
<b>Rate Schedule LPEP</b>							
<u>Actual (a)</u>							
kWh Sales (Thousands)	4,325	5,933	4,405	4,578	4,555	7,080	52,733
ITC Revenue Billed	\$ 110,420	\$ 159,754	\$ 129,040	\$ 130,873	\$ 131,359	\$ 170,060	\$ 1,434,281
ITC Revenue Billed (without GRT)	\$ 103,905	\$ 150,328	\$ 121,427	\$ 123,151	\$ 123,608	\$ 160,026	\$ 1,349,657
<u>Projected</u>							
kWh Sales (Thousands)	6,000	6,000	6,000	6,000	6,000	6,000	72,000
ITC Revenue (without GRT)	\$ 130,246	\$ 130,246	\$ 130,246	\$ 130,246	\$ 130,246	\$ 130,246	\$ 1,565,870
<u>Actual vs. Projected</u>							
Over/(Under) Collection	\$ (26,341)	\$ 20,082	\$ (8,819)	\$ (7,095)	\$ (6,638)	\$ 29,780	\$ (216,213)

**PPL Electric Utilities Corporation  
Intangible Transition Cost Recovery  
2006 Reconciliation  
Large Commercial and Industrial Class  
Rate Schedule ISM**

	Dec-05 Actual	Jan-06 Actual	Feb-06 Actual	Mar-06 Actual	Apr-06 Actual	May-06 Actual
<b>Rate Schedule ISM</b>						
<u>Actual (a)</u>						
kWh Sales (Thousands)	33,765	38,356	36,572	40,835	33,806	37,900
ITC Revenue Billed	\$ 410,464	\$ 153,841	\$ 191,938	\$ 225,808	\$ 186,070	\$ 209,166
ITC Revenue Billed (without GRT)	\$ 386,246	\$ 144,765	\$ 180,614	\$ 212,486	\$ 175,092	\$ 196,826
<u>Projected</u>						
kWh Sales (Thousands)	20,786	34,090	34,090	34,090	34,090	34,090
ITC Revenue (without GRT)	\$ 205,037	\$ 199,231	\$ 199,231	\$ 199,231	\$ 199,231	\$ 199,231
<u>Actual vs. Projected</u>						
Over/(Under) Collection	\$ 181,209	\$ (54,466)	\$ (18,617)	\$ 13,255	\$ (24,139)	\$ (2,405)

**PPL Electric Utilities Corporation  
Intangible Transition Cost Recovery  
2006 Reconciliation  
Large Commercial and Industrial Class  
Rate Schedule ISM**

	Jun-06 Actual	Jul-06 Actual	Aug-06 Actual	Sep-06 Actual	Oct-06 Actual	Nov-06 Actual	Total
<b>Rate Schedule ISM</b>							
<u>Actual (a)</u>							
kWh Sales (Thousands)	37,707	35,432	26,351	38,240	41,724	37,960	438,648
ITC Revenue Billed	\$ 154,480	\$ 186,115	\$ 96,633	\$ 195,115	\$ 215,180	\$ 204,487	\$ 2,429,297
ITC Revenue Billed (without GRT)	\$ 145,366	\$ 175,134	\$ 90,931	\$ 183,604	\$ 202,484	\$ 192,422	\$ 2,285,970
<u>Projected</u>							
kWh Sales (Thousands)	34,090	34,090	34,090	34,090	34,090	34,090	395,776
ITC Revenue (without GRT)	\$ 199,231	\$ 199,231	\$ 199,231	\$ 199,231	\$ 199,231	\$ 199,231	\$ 2,396,578
<u>Actual vs. Projected</u>							
Over/(Under) Collection	\$ (53,865)	\$ (24,097)	\$ (108,300)	\$ (15,627)	\$ 3,253	\$ (6,809)	\$ (110,608)

**PPL Electric Utilities Corporation  
Intangible Transition Cost Recovery  
2006 Reconciliation  
Large Commercial and Industrial Class  
Rate Schedule Standby**

	Dec-05 Actual	Jan-06 Actual	Feb-06 Actual	Mar-06 Actual	Apr-06 Actual	May-06 Actual
<b>Rate Schedule Standby</b>						
<u>Actual (a)</u>						
kWh Sales (Thousands)	1,478	981	16	108	143	296
ITC Revenue Billed	\$ 48,596	\$ 30,043	\$ 724	\$ 4,491	\$ 4,817	\$ 9,432
ITC Revenue Billed (without GRT)	\$ 45,729	\$ 28,270	\$ 681	\$ 4,226	\$ 4,533	\$ 8,875
<u>Projected</u>						
kWh Sales (Thousands)	682	760	695	714	687	651
ITC Revenue (without GRT)	\$ 21,481	\$ 21,671	\$ 19,817	\$ 20,359	\$ 19,589	\$ 18,563
<u>Actual vs. Projected</u>						
Over/(Under) Collection	\$ 24,248	\$ 6,599	\$ (19,136)	\$ (16,133)	\$ (15,056)	\$ (9,688)

**PPL Electric Utilities Corporation  
Intangible Transition Cost Recovery  
2006 Reconciliation  
Large Commercial and Industrial Class  
Rate Schedule Standby**

	Jun-06 Actual	Jul-06 Actual	Aug-06 Actual	Sep-06 Actual	Oct-06 Actual	Nov-06 Actual	Total
<b>Rate Schedule Standby</b>							
<u>Actual (a)</u>							
kWh Sales (Thousands)	307	33	741	1,056	658	32	5,849
ITC Revenue Billed	\$ 10,887	\$ 1,809	\$ 23,731	\$ 31,933	\$ 19,575	\$ 1,441	\$ 187,479
ITC Revenue Billed (without GRT)	\$ 10,244	\$ 1,703	\$ 22,331	\$ 30,049	\$ 18,420	\$ 1,356	\$ 176,417
<u>Projected</u>							
kWh Sales (Thousands)	691	746	770	715	686	677	8,474
ITC Revenue (without GRT)	\$ 19,703	\$ 21,272	\$ 21,956	\$ 20,388	\$ 19,561	\$ 19,304	\$ 243,664
<u>Actual vs. Projected</u>							
Over/(Under) Collection	\$ (9,459)	\$ (19,569)	\$ 375	\$ 9,661	\$ (1,141)	\$ (17,948)	\$ (67,247)

**PPL Electric Utilities Corporation  
Intangible Transition Cost Recovery  
2006 Reconciliation  
Large Commercial and Industrial Class  
Rate Schedule LP-6**

	Jun-06 Actual	Jul-06 Actual	Aug-06 Actual	Sep-06 Actual	Oct-06 Actual	Nov-06 Actual	Total
<b>Rate Schedule LP-6</b>							
<u>Actual (a)</u>							
kWh Sales (Thousands)	37,635	41,397	39,655	39,849	36,406	37,583	415,721
ITC Revenue Billed	\$ 757,070	\$ 805,983	\$ 789,937	\$ 776,058	\$ 733,789	\$ 736,986	\$ 8,084,668
ITC Revenue Billed (without GRT)	\$ 712,403	\$ 758,430	\$ 743,331	\$ 730,271	\$ 690,496	\$ 693,504	\$ 7,607,675
<u>Projected</u>							
kWh Sales (Thousands)	24,309	25,625	26,274	24,874	24,186	23,711	302,221
ITC Revenue (without GRT)	\$ 454,116	\$ 478,700	\$ 490,824	\$ 464,671	\$ 451,818	\$ 442,945	\$ 5,504,263
<u>Actual vs. Projected</u>							
Over/(Under) Collection	\$ 258,287	\$ 279,730	\$ 252,507	\$ 265,600	\$ 238,678	\$ 250,559	\$ 2,103,412

BEFORE THE  
PENNSYLVANIA PUBLIC UTILITY COMMISSION

RECEIVED

DEC 11 2006

PA PUBLIC UTILITY COMMISSION  
SECRETARY'S BUREAU

PPL Electric Utilities Corporation :  
2006 Intangible Transition Charge : Docket No. R-00061832  
Reconciliation Filing :

**CERTIFICATION OF SERVICE**

I hereby certify that I have this day served a true copy of the foregoing documents upon the participant(s), listed below, in accordance with the requirements of §1.54 (relating to service by a participant):

**Via Federal Express**

**Active Participants in 2005 ITC Reconciliation (Letter and Enclosures):**

J. Edward Simms, Esquire  
Office Of Trial Staff  
Pennsylvania Public Utility Commission  
Commonwealth Keystone Building  
400 North Street, 3rd Floor West  
Harrisburg, PA 17120

William R. Lloyd, Esquire  
Office Of Small Business Advocate  
Suite 1102, Commerce Building  
300 North Second Street  
Harrisburg, PA 17101

David M. Kleppinger, Esquire  
McNees, Wallace & Nurick  
100 Pine Street  
Harrisburg, PA 17108  
*for PPLICA*

James A. Mullins, Esquire  
Assistant Consumer Advocate  
Office Of Consumer Advocate  
555 Walnut Street  
5<sup>th</sup> Flr Forum Place  
Harrisburg, PA 17101-1923

Executive Director  
ARIPPA  
2015 Chestnut Street  
Camp Hill, PA 17011

Eric Epstein  
4100 Hillside Road  
Harrisburg, PA 17112  
*Pro se*

Daniel Clearfield, Esquire  
Kevin Moody, Esquire  
Wolf, Block, Schorr & Solis  
Locust Court Bldg., Suite 300  
212 Locust Street  
Harrisburg, PA 17101  
*for Mid-Atlantic Power Supply Assoc.*

Dated: December 11, 2006

A handwritten signature in black ink, appearing to read "Paul E. Russell", written in a cursive style. The signature is positioned above a horizontal line.

Paul E. Russell



McNees Wallace & Nurick LLC  
attorneys at law

PAMELA C. POLACEK  
DIRECT DIAL: (717) 237-5368  
E-MAIL ADDRESS: [PPOLACEK@MWN.COM](mailto:PPOLACEK@MWN.COM)

December 15, 2006

James J. McNulty, Secretary  
Pennsylvania Public Utility Commission  
Commonwealth Keystone Building  
400 North Street, 2nd Floor  
Harrisburg, PA 17120

**VIA HAND DELIVERY**

**Re: PPL Electric Utilities Corporation 2006 Intangible Transition Charge  
Reconciliation Filing; Docket No. R-00061832**


Dear Secretary McNulty:

Enclosed for filing with the Commission are an original and three (3) copies of the Petition to Intervene on behalf of the PP&L Industrial Customer Alliance ("PPLICA") in the above referenced proceeding.

Copies have been served on the parties of record as evidenced on the enclosed Certificate of Service. Kindly date-stamp the extra copy of the Petition and transmittal letter and return it to our messenger for our filing purposes. Thank you.

Very truly yours,

McNEES WALLACE & NURICK LLC

By   
Pamela C. Polacek

Counsel to the PP&L Industrial Customer  
Alliance

ORIGINAL

PCP/nk  
c: Certificate of Service

DOCUMENT  
FOLDER

RECEIVED  
2006 DEC 15 PM 2:56  
SECRETARY'S BUREAU  
PA PUC

BEFORE THE  
PENNSYLVANIA PUBLIC UTILITY COMMISSION

PPL Electric Utilities Corporation :  
2006 Intangible Transition Charge : Docket No. R-00061832  
Reconciliation Filing :

RECEIVED  
2006 DEC 15 PM 2:56  
PA PUC  
SECRETARY'S BUREAU

---

PETITION TO INTERVENE  
OF THE PP&L INDUSTRIAL CUSTOMER ALLIANCE

---

Pursuant to Sections 5.71-5.74 of the Pennsylvania Public Utility Commission's ("PUC" or "Commission") Regulations, 52 Pa. Code §§ 5.71-5.74, the PP&L Industrial Customer Alliance ("PPLICA") hereby submits this Petition to Intervene in the Commission's proceeding regarding PPL Electric Utilities Corporation's ("PPL" or "Company") 2006 Intangible Transition Charge ("ITC") Reconciliation Filing. In support of this request for intervention, PPLICA states as follows:

1. Petitioner is PPLICA, which for purposes of this proceeding includes the companies listed on Attachment "A" to this Petition. The list in Attachment "A" will be updated if necessary during this proceeding.

2. The names and address of PPLICA's attorneys are:

David M. Kleppinger (I.D. No. 32091)  
Pamela C. Polacek (I.D. No. 78276)  
Vasiliki Karandrikas (I.D. No. 89711)  
McNees Wallace & Nurick LLC  
100 Pine Street  
P.O. Box 1166  
Harrisburg, PA 17108  
Tel.: (717) 232-8000  
Fax: (717) 237-5300  
[dkleppin@mwn.com](mailto:dkleppin@mwn.com)  
[ppolacek@mwn.com](mailto:ppolacek@mwn.com)  
[vkandrikas@mwn.com](mailto:vkandrikas@mwn.com)

DOCUMENT  
FOLDER

DOCKETED  
DEC 18 2006

3. On December 11, 2006, PPL submitted to the Commission its final 2006 ITC Reconciliation Filing ("Final 2006 ITC Reconciliation Filing").

4. PPLICA is an ad hoc association of energy-intensive industrial customers receiving electric service in PPL's service territory. PPLICA members purchase service from PPL primarily under Rate Schedules LP-4, LP-5, LP-6, IS-P, and IS-T, as well as available riders. These Rate Schedules and Rate Schedules LPEP, IS-M, and Standby make up the Large Commercial and Industrial Class for purposes of PPL's ITC reconciliation. PPLICA members collectively consume approximately 1.74 billion kWh of electricity annually in manufacturing and other operational processes, and electricity costs comprise a significant portion of their production costs. PPLICA was an active party in PPL's Restructuring Proceeding pursuant to the Electricity Generation Customer Choice and Competition Act, during which the Company's initial ITCs were established. PPLICA has participated in or monitored all of PPL's annual ITC reconciliation proceedings since the Restructuring Proceeding.


5. As a result of PPL's Final 2006 ITC Reconciliation Filing, the ITC rates to be paid by PPLICA members during 2007 will be changed. As PPL's largest retail customers, PPLICA members have an interest in this proceeding that is not represented by any other party of record; consequently, PPLICA satisfies the standards for intervention under Section 5.72 of the Commission's Regulations. See 52 Pa. Code § 5.72.

6. PPLICA is currently in the process of reviewing PPL's Final 2006 ITC Reconciliation Filing. PPLICA reserves the right to raise any issues and improprieties that may be revealed through its analysis of PPL's Final 2006 ITC Reconciliation Filing.

**WHEREFORE**, the PP&L Industrial Customer Alliance respectfully requests that the Commission grant this Petition to Intervene with full party status.

Respectfully submitted,

McNEES WALLACE & NURICK LLC

By   
David M. Kleppinger (I.D. No. 32091)  
Pamela C. Polacek (I.D. No. 78276)  
Vasiliki Karandrikas (I.D. No. 89711)  
100 Pine Street  
P. O. Box 1166  
Harrisburg, PA 17108-1166  
Tel.: (717) 232-8000  
Fax: (717) 237-5300

Counsel to the PP&L Industrial Customer Alliance

Dated: December 15, 2006

ATTACHMENT "A"

**PP&L INDUSTRIAL CUSTOMER ALLIANCE**

Air Products and Chemicals, Inc.  
Alcoa, Inc.  
Binkley & Ober, Inc.  
BOC Gases  
Buckeye Pipe Line Company, L.P.  
CertainTeed Corporation  
Chamberlain Manufacturing Corp.  
Cinram Manufacturing Inc.  
Hercules Cement Company  
Hershey Foods Corporation  
High Industries, Inc.  
*Lafarge Whitehall Cement*  
Magee Rieter Automotive Systems  
Mount Joy Wire Corporation  
Praxair, Inc.  
Stroehmann Bakeries  
TIMET North America  
Wegmans Food Markets, Inc.



**CERTIFICATE OF SERVICE**

I hereby certify that I am this day serving a true copy of the foregoing document upon the participants listed below in accordance with the requirements of 52 Pa. Code Section 1.54 (relating to service by a participant).

**VIA FIRST-CLASS MAIL**


Paul E. Russell, Esq.  
Associate General Counsel  
PPL Electric Utilities Corporation  
Two North Ninth Street  
Allentown, PA 18101-1179

J. Edward Simms, Esq.  
Office of Trial Staff  
Pennsylvania Public Utility Commission  
Commonwealth Keystone Building  
400 North Street, 3<sup>rd</sup> Floor West  
Harrisburg, PA 17120

William R. Lloyd, Esq.  
Office of Small Business Advocate  
Suite 1102, Commerce Building  
300 North Second Street  
Harrisburg, PA 17101

Irwin A. Popowsky, Esq.  
Assistant Consumer Advocate  
Office of Consumer Advocate  
555 Walnut Street  
5<sup>th</sup> Floor Forum Place  
Harrisburg, PA 17101-1923

Eric Epstein  
4100 Hillsdale Road  
Harrisburg, PA 17112



Pamela C. Polacek

Counsel to the PP&L Industrial Customer Alliance

Dated this 15<sup>th</sup> day of December, 2006, at Harrisburg, Pennsylvania.

RECEIVED  
2006 DEC 15 PM 2:56  
PA PUC  
SECRETARY'S BUREAU

DATE: December 18, 2006

SUBJECT: R-00061832

TO: Bureau of Audits

FROM: James J. McNulty, Secretary *KB*

PPL Electric Utilities Corporation 2006 Intangible Transition  
Charge

---

Attached is a copy of a Petition to Intervene  
filed by PP&L Industrial Customer Alliance in  
connection with the above docketed proceeding.

This matter is assigned to your Bureau for  
appropriate action.

Attachment

ksb

DOCUMENT  
FOLDER

**DOCKETED**  
DEC 18 2006

*V*



McNees Wallace & Nurick LLC  
attorneys at law

PAMELA C. POLACEK  
DIRECT DIAL: (717) 237-5368  
E-MAIL ADDRESS: [PPOLACEK@MWN.COM](mailto:PPOLACEK@MWN.COM)

December 20, 2006

**ORIGINAL**

James J. McNulty, Secretary  
Pennsylvania Public Utility Commission  
Commonwealth Keystone Building  
400 North Street, 2nd Floor  
Harrisburg, PA 17120

**VIA HAND DELIVERY**

**Re: PPL Electric Utilities Corporation 2006 Transmission Service Charge Reconciliation Filing and Transmission Service Charge Effective January 1, 2007; Dockets No. R-00061832/M-FACE0611**

Dear Secretary McNulty:

Enclosed for filing with the Commission are an original and three (3) copies of the Petition to Intervene on behalf of the PP&L Industrial Customer Alliance ("PPLICA") in the above referenced proceeding.

Copies have been served on the parties of record as evidenced on the enclosed Certificate of Service. Kindly date-stamp the extra copy of the Petition and transmittal letter and return it to our messenger for our filing purposes. Thank you.

Very truly yours,

McNEES WALLACE & NURICK LLC

By *Pamela C. Polacek*  
Pamela C. Polacek

Counsel to the PP&L Industrial Customer Alliance

RECEIVED  
2006 DEC 20 PM 3:47  
PA PUC  
SECRETARY'S BUREAU

DOCUMENT  
FOLDER

PCP/nk

c: Chief Administrative Law Judge Veronica Smith (via Hand Delivery)  
Certificate of Service

42

BEFORE THE  
PENNSYLVANIA PUBLIC UTILITY COMMISSION

PPL Electric Utilities Corporation :  
2006 Transmission Service Charge : Docket Nos. R-00061832/M-FACE0611  
Reconciliation Filing and Transmission :  
Service Charge Effective January 1, 2007 :

---

**PETITION TO INTERVENE  
OF THE PP&L INDUSTRIAL CUSTOMER ALLIANCE**

---

Pursuant to Sections 5.71-5.74 of the Pennsylvania Public Utility Commission's ("PUC" or "Commission") Regulations, 52 Pa. Code §§ 5.71-5.74, the PP&L Industrial Customer Alliance ("PPLICA") hereby submits this Petition to Intervene in the Commission's proceeding regarding PPL Electric Utilities Corporation's ("PPL" or "Company") 2006 Transmission Service Charge ("TSC") Reconciliation Filing. In support of this request for intervention, PPLICA states as follows:

1. Petitioner is PPLICA, which for purposes of this proceeding includes the companies listed on Attachment "A" to this Petition. The list in Attachment "A" will be updated if necessary during this proceeding.

2. The names and address of PPLICA's attorneys are:

David M. Kleppinger, I.D. No. 32091  
Pamela C. Polacek, I.D. No. 78276  
Adam L. Benshoff, I.D. No. 200498  
McNees Wallace & Nurick LLC  
100 Pine Street  
P.O. Box 1166  
Harrisburg, PA 17108  
Tel.: (717) 232-8000  
Fax: (717) 237-5300  
[dkleppin@mwn.com](mailto:dkleppin@mwn.com)  
[ppolacek@mwn.com](mailto:ppolacek@mwn.com)  
[abenshoff@mwn.com](mailto:abenshoff@mwn.com)

DOCUMENT  
FOLDER

**DOCKETED**  
DEC 21 2006

RECEIVED  
2006 DEC 20 PM 3:47  
PA PUC  
SECRETARY'S BUREAU

3. On December 11, 2006, PPL filed its 2006 TSC Reconciliation Filing and its calculation of PPL's final proposed 2007 TSC for the application period January 1, 2007, through December 31, 2007.

4. The TSC was established in PPL's 2004 distribution base rate case. The TSC is designed to allow PPL to recover from retail ratepayers projected transmission and ancillary service costs assessed on PPL by the PJM Interconnection LLC ("PJM") related to PPL's service to Provider of Last Resort customers. To develop the rate, PPL projects its sales and expenses for the following twelve month period beginning January 1 ("Application Period") and also reconciles any overcollection or undercollection from the prior Application Period.

5. During the 2004 distribution base rate case, the PUC approved a TSC of 0.564 cents per kWh, for the period from January 1, 2005, through December 31, 2005. In 2006, PPL's TSC was 0.605 cents per kWh. PPL's December 11, 2006, filing proposes to decrease the TSC to 0.568 cents per kWh for the period from January 1, 2007, through December 31, 2007.

6. PPLICA is an ad hoc association of energy-intensive industrial customers receiving electric service in PPL's service territory. PPLICA members purchase service from PPL primarily under Rate Schedules LP-4, LP-5, LP-6, IS-P, and IS-T, as well as available riders. These Rate Schedules and Rate Schedules LPEP, IS-M, and Standby are commonly referred to as the Large Commercial and Industrial ("Large C&I") Class. PPLICA members collectively consume approximately 1.74 billion kWh of electricity annually in manufacturing and other operational processes, and electricity costs comprise a significant portion of their production costs. PPLICA was an active party in PPL's 2004 distribution base rate proceeding at Docket No. R-00049255, during which the Company's initial TSC was established.

7. As a result of PPL's Final 2006 TSC Reconciliation Filing, the TSC rates to be charged to PPLICA members during 2007 will change. Collectively, the PPLICA members will pay over \$9.8 million in transmission and ancillary service charges through the TSC during

2007.<sup>1</sup> As PPL's largest retail customers on a kWh basis, PPLICA members have a magnified interest in ensuring that the TSC rate changes are appropriately established at the correct level each year. This includes review of the class sales assumptions used to derive the rate and the specific categories and levels of purported transmission and ancillary service charges that PPL proposes to collect through the TSC. PPLICA's interest in this proceeding is not represented by any other party of record; consequently, PPLICA satisfies the standards for intervention under Section 5.72 of the Commission's Regulations. See 52 Pa. Code § 5.72.

8. In addition, during the 2004 distribution rate case, PPLICA opposed PPL's uniform TSC and instead proposed to implement rate schedule specific TSCs that allocate the transmission and ancillary service costs to rate schedules (and ultimately to customers for the Large C&I Class) based on the PJM billing methodology. PPLICA appealed the Commission's decision to approve the uniform TSC to the Commonwealth Court. The Commonwealth Court reversed the Commission's decision and remanded the case to the Commission to establish a cost-based TSC (*i.e.*, the PPLICA proposal). See Lloyd v. Pennsylvania Public Utility Commission, 904 A.2d 1010, 1029 (Pa. Commw. 2006), *petition for allowance of appeal pending*.

9. In light of these proceedings, PPLICA therefore requests that PPL provide information to recalculate and reconcile the appropriate surcharge on a rate schedule basis, consistent with the Commonwealth Court's ruling and the cost-based methodology proposed by PPLICA in the 2004 distribution rate case. See Pennsylvania Public Utility Commission, et al. v. PPL Electric Utilities Commission, Docket No. R-00049255 (Order entered December 22, 2004).

---

<sup>1</sup> \$0.00568 per kWh x 1.74 billion kWh = \$9,883,200.

**WHEREFORE**, the PP&L Industrial Customer Alliance respectfully requests that the Commission grant this Petition to Intervene with full party status.

Respectfully submitted,

McNEES WALLACE & NURICK LLC

By 

David M. Kleppinger, I.D. No. 32091

Pamela C. Polacek, I.D. No. 78276

Adam L. Benshoff, I.D. No. 200498

100 Pine Street

P. O. Box 1166

Harrisburg, PA 17108-1166

Tel.: (717) 232-8000

Fax: (717) 237-5300

Counsel to the PP&L Industrial Customer Alliance

Dated: December 20, 2006

**ATTACHMENT "A"**

**PP&L INDUSTRIAL CUSTOMER ALLIANCE**

Air Products and Chemicals, Inc.  
Alcoa, Inc.  
Binkley & Ober, Inc.  
BOC Gases  
Buckeye Pipe Line Company, L.P.  
CertainTeed Corporation  
Chamberlain Manufacturing Corp.  
Cinram Manufacturing Inc.  
Hercules Cement Company  
Hershey Foods Corporation  
High Industries, Inc.  
Lafarge Whitehall Cement  
Magee Rieter Automotive Systems  
Mount Joy Wire Corporation  
Praxair, Inc.  
Stroehmann Bakeries  
TIMET North America  
Wegmans Food Markets, Inc.



**CERTIFICATE OF SERVICE**

I hereby certify that I am this day serving a true copy of the foregoing document upon the participants listed below in accordance with the requirements of 52 Pa. Code Section 1.54 (relating to service by a participant).

**VIA FIRST-CLASS MAIL**

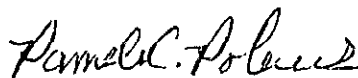
Paul E. Russell, Esq.  
Associate General Counsel  
PPL Electric Utilities Corporation  
Two North Ninth Street  
Allentown, PA 18101-1179

J. Edward Simms, Esq.  
Office of Trial Staff  
Pennsylvania Public Utility Commission  
Commonwealth Keystone Building  
400 North Street, 3<sup>rd</sup> Floor West  
Harrisburg, PA 17120

William R. Lloyd, Esq.  
Office of Small Business Advocate  
Suite 1102, Commerce Building  
300 North Second Street  
Harrisburg, PA 17101

Irwin A. Popowsky, Esq.  
Assistant Consumer Advocate  
Office of Consumer Advocate  
555 Walnut Street  
5<sup>th</sup> Floor Forum Place  
Harrisburg, PA 17101-1923

Eric Epstein  
4100 Hillsdale Road  
Harrisburg, PA 17112



\_\_\_\_\_  
Pamela C. Polacek

Counsel to the PP&L Industrial Customer Alliance

Dated this 20<sup>th</sup> day of December, 2006, at Harrisburg, Pennsylvania.

RECEIVED  
2006 DEC 20 PM 3:47  
PA PUC  
SECRETARY'S BUREAU

DATE: December 21, 2006

SUBJECT: R-00061832  
M-FACE0611

TO: Bureau of Audits

FROM: James J. McNulty, Secretary *KB*

PPL Electric Utilities Corporation 2006 Intangible Transition  
Charge

---

Attached is a copy of a Petition to Intervene  
filed by PP&L Industrial Customer Alliance in  
connection with the above docketed proceedings.

This matter is assigned to your Bureau for  
appropriate action.

Attachment

cc: ALJ

ksb

DOCUMENT  
FOLDER

**DOCKETED**  
DEC 21 2006