



**Duquesne Light**

*Our Energy...Your Power*

411 Seventh Avenue  
16<sup>th</sup> Floor  
Pittsburgh, PA 15219

Tel 412-393-1482  
Fax 412-393-5711  
akurtanich@duqlight.com

**Adrienne D. Kurtanich**  
Attorney

July 30, 2015

**RECEIVED**

Ms. Rosemary Chiavetta, Secretary  
Pennsylvania Public Utility Commission  
Commonwealth Keystone Building, 2<sup>nd</sup> Floor  
400 North Street  
Harrisburg, Pennsylvania 17120

**JUL 30 2015**

PA PUBLIC UTILITY COMMISSION  
SECRETARY'S BUREAU

**RE: Duquesne Light Company – Rider No. 20 Smart Meter Charge  
Annual Reconciliation**

Dear Secretary Chiavetta:

Enclosed for filing is an original copy of the annual reconciliation of Duquesne Light Company's Smart Meter Charge Rider for the period of July 1, 2014 through June 30, 2015.

The Pennsylvania Public Utility Commission ("Commission") approved the Smart Meter Charge in Duquesne Light's Smart Meter Plan filing at Docket No. M-2009-2123948 by Order entered May 11, 2010. The Smart Meter Charge is a reconcilable charge that is designed to recover the Company's costs for deploying smart meter technology under Act 129. Pursuant to the Company's Commission approved tariff, on or about August 1<sup>st</sup> Duquesne Light is required to file annual reconciliation statements for the twelve month period ending June 30<sup>th</sup>.

If you have any questions regarding the information in this payment, please feel free to contact me or Bill Pfrommer at 412-393-3623.

Respectfully,

Adrienne D. Kurtanich  
Attorney, Regulatory

Enclosures  
cc: Certificate of Service

Exhibit 1

Duquesne Light Company  
Rider 20 -Smart Meter Charge  
Annual Reconciliation - July 1, 2014 through June 30, 2015

Summary of Reconciliation Period

1	Surcharge Revenue, Inc. GRT	\$17,534,995	Exh. 1, Page 2
2	Surcharge Revenue, Excl. GRT	\$16,500,430	Line 1 * 0.941
3	E-Factor Revenue, Inc. GRT	\$907,503	Exh. 1, Page 2
4	E-Factor Revenue, Excl. GRT	\$853,960	Line 3 * 0.941
5	Net Smart Meter Related Revenue, Excl. GRT	\$15,646,470	Line 2 - Line 4
6	Smart Meter Related Expense	\$12,700,345	Exh. 1, Page 2
7	Reconciliation Period (Over)/Under Collection	(\$2,946,125)	Line 6 - Line 5
8	Interest on (Over)/Under Collection	(\$87,486)	Exh. 1, Page 2
9	Total Reconciliation Period (Over)/Under Collection	(\$3,033,611)	Line 7 + Line 8

RECEIVED

JUL 30 2015

PA PUBLIC UTILITY COMMISSION  
SECRETARY'S BUREAU

Exhibit 1

Duquesne Light Company  
Rider 20 - Smart Meter Charge  
Annual Reconciliation - July 1, 2014 through June 30, 2015

TOTAL - SINGLE PHASE AND POLY PHASE METERS COMBINED

Summary of Revenue and Expense for the Reconciliation Period - July 2014 through June 2015

	Jul-14	Aug-14	Sep-14	Oct-14	Nov-14	Dec-14	Jan-15	Feb-15	Mar-15	Apr-15	May-15	Jun-15	Total
1 Net Surcharge Revenue, Incl. GRT	\$56,616	\$60,993	\$58,461	\$996,671	\$906,698	\$938,170	\$2,669,445	\$2,699,241	\$2,844,920	\$1,992,865	\$2,154,467	\$2,156,447	\$17,534,995
2 Less E-Factor Revenue, Incl. GRT	\$57,178	\$57,178	\$57,176	\$57,178	\$57,118	\$57,180	\$94,030	\$94,103	\$94,130	\$94,325	\$94,043	\$93,864	\$907,503
3 Smart Meter Charge Related Revenue	(\$562)	\$3,815	\$1,285	\$939,493	\$849,580	\$880,990	\$2,575,415	\$2,605,138	\$2,750,790	\$1,898,540	\$2,060,424	\$2,062,583	\$16,627,492
4 Smart Meter Charge Related Revenue	(\$562)	\$3,815	\$1,285	\$939,493	\$849,580	\$880,990	\$2,575,415	\$2,605,138	\$2,750,790	\$1,898,540	\$2,060,424	\$2,062,583	\$16,627,492
5 Less PA Gross Receipts Tax	(\$33)	\$225	\$76	\$55,430	\$50,125	\$51,978	\$151,949	\$153,703	\$162,297	\$112,014	\$121,565	\$121,692	\$981,022
6 Net Smart Meter Charge Related Revenue	(\$529)	\$3,590	\$1,209	\$884,063	\$799,455	\$829,011	\$2,423,466	\$2,451,435	\$2,588,493	\$1,786,526	\$1,938,859	\$1,940,891	\$15,646,470
7 Expense	\$219,305	\$192,132	\$3,600,868	(\$334,050)	\$3,057,397	\$1,773,282	\$416,973	\$424,765	\$553,191	\$732,391	\$667,795	\$1,396,295	\$12,700,345
8 (Over)/Under Collection	\$219,834	\$188,542	\$3,599,659	(\$1,218,113)	\$2,257,942	\$944,271	(\$2,006,493)	(\$2,026,670)	(\$2,035,302)	(\$1,054,135)	(\$1,271,064)	(\$544,595)	(\$2,946,125)
9 Interest	\$26,380	\$21,682	\$395,962	(\$127,902)	\$225,794	\$89,706	(\$180,584)	(\$172,267)	(\$162,824)	(\$29,060)	(\$88,974)	(\$35,399)	(\$87,486)
10 Total (Over)/Under Collection	\$246,215	\$210,224	\$3,995,621	(\$1,346,015)	\$2,483,736	\$1,033,976	(\$2,187,077)	(\$2,198,937)	(\$2,198,127)	(\$1,133,195)	(\$1,360,038)	(\$579,994)	(\$3,033,611)

Exhibit 1

Duquesne Light Company  
Rider 20 - Smart Meter Charge  
Annual Reconciliation - July 1, 2014 through June 30, 2015

SINGLE PHASE METERS

Summary of Revenue and Expense for the Reconciliation Period - July 2014 through June 2015

	<u>Jul-14</u>	<u>Aug-14</u>	<u>Sep-14</u>	<u>Oct-14</u>	<u>Nov-14</u>	<u>Dec-14</u>	<u>Jan-15</u>	<u>Feb-15</u>	<u>Mar-15</u>	<u>Apr-15</u>	<u>May-15</u>	<u>Jun-15</u>	<u>Total</u>
1 Net Surcharge Revenue, Incl. GRT	\$54,459	\$58,837	\$56,305	\$961,323	\$871,331	\$902,803	\$2,568,582	\$2,598,448	\$2,744,164	\$1,922,111	\$2,083,821	\$2,085,969	\$16,908,153
2 Less E-Factor Revenue, Incl. GRT	\$55,086	\$55,086	\$55,085	\$55,087	\$55,026	\$55,088	\$90,595	\$90,670	\$90,699	\$90,897	\$90,620	\$90,449	\$874,388
3 Smart Meter Charge Related Revenue	(\$627)	\$3,750	\$1,221	\$906,236	\$816,306	\$847,715	\$2,477,987	\$2,507,778	\$2,653,466	\$1,831,214	\$1,993,201	\$1,995,519	\$16,033,766
4 Smart Meter Charge Related Revenue	(\$627)	\$3,750	\$1,221	\$906,236	\$816,306	\$847,715	\$2,477,987	\$2,507,778	\$2,653,466	\$1,831,214	\$1,993,201	\$1,995,519	\$16,033,766
5 Less PA Gross Receipts Tax	(\$37)	\$221	\$72	\$53,468	\$48,162	\$50,015	\$146,201	\$147,959	\$156,554	\$108,042	\$117,599	\$117,736	\$945,992
6 Net Smart Meter Charge Related Revenue	(\$590)	\$3,529	\$1,149	\$852,768	\$768,144	\$797,700	\$2,331,786	\$2,359,819	\$2,496,911	\$1,723,172	\$1,875,602	\$1,877,784	\$15,087,774
7 Expense	\$211,282	\$185,103	\$3,469,224	(\$321,798)	\$2,945,440	\$1,708,747	\$402,568	\$410,114	\$534,023	\$710,338	\$648,110	\$1,351,581	\$12,254,731
8 (Over)/Under Collection	\$211,872	\$181,574	\$3,468,075	(\$1,174,566)	\$2,177,296	\$911,047	(\$1,929,218)	(\$1,949,706)	(\$1,962,888)	(\$1,012,834)	(\$1,227,492)	(\$526,202)	(\$2,833,043)
9 Interest	\$25,425	\$20,881	\$381,488	(\$123,329)	\$217,730	\$86,549	(\$173,630)	(\$165,725)	(\$157,031)	(\$75,963)	(\$85,924)	(\$34,203)	(\$83,732)
10 Total (Over)/Under Collection	\$237,297	\$202,454	\$3,849,564	(\$1,297,895)	\$2,395,026	\$997,596	(\$2,102,848)	(\$2,115,431)	(\$2,119,920)	(\$1,088,796)	(\$1,313,416)	(\$560,406)	(\$2,916,775)

Exhibit 1

Duquesne Light Company  
Rider 20 - Smart Meter Charge  
Annual Reconciliation - July 1, 2014 through June 30, 2015

POLY PHASE METERS

Summary of Revenue and Expense for the Reconciliation Period - July 2014 through June 2015

	Jul-14	Aug-14	Sep-14	Oct-14	Nov-14	Dec-14	Jan-15	Feb-15	Mar-15	Apr-15	May-15	Jun-15	Total
1 Net Surcharge Revenue, Incl. GRT	\$2,156	\$2,156	\$2,155	\$35,349	\$35,367	\$35,367	\$100,863	\$100,793	\$100,756	\$70,755	\$70,646	\$70,478	\$626,841
2 Less E-Factor Revenue, Incl. GRT	\$2,092	\$2,092	\$2,091	\$2,091	\$2,092	\$2,092	\$3,435	\$3,433	\$3,432	\$3,428	\$3,423	\$3,415	\$33,116
3 Smart Meter Charge Related Revenue	\$65	\$65	\$65	\$33,258	\$33,275	\$33,275	\$97,428	\$97,360	\$97,324	\$67,327	\$67,223	\$67,064	\$593,726
4 Smart Meter Charge Related Revenue	\$65	\$65	\$65	\$33,258	\$33,275	\$33,275	\$97,428	\$97,360	\$97,324	\$67,327	\$67,223	\$67,064	\$593,726
5 Less PA Gross Receipts Tax	\$4	\$4	\$4	\$1,962	\$1,963	\$1,963	\$5,748	\$5,744	\$5,742	\$3,972	\$3,966	\$3,957	\$33,030
6 Net Smart Meter Charge Related Revenue	\$61	\$61	\$61	\$31,295	\$31,311	\$31,311	\$91,680	\$91,616	\$91,582	\$63,354	\$63,257	\$63,107	\$558,696
7 Expense	\$8,023	\$7,029	\$131,644	(\$12,252)	\$111,957	\$64,535	\$14,405	\$14,651	\$19,168	\$22,053	\$19,685	\$44,714	\$445,614
8 (Over)/Under Collection	\$7,962	\$6,968	\$131,583	(\$43,548)	\$80,646	\$33,224	(\$77,275)	(\$76,965)	(\$72,414)	(\$41,301)	(\$43,572)	(\$18,393)	(\$113,082)
9 Interest	\$955	\$801	\$14,474	(\$4,572)	\$8,065	\$3,156	(\$6,955)	(\$6,542)	(\$5,793)	(\$3,098)	(\$3,050)	(\$1,196)	(\$3,754)
10 Total (Over)/Under Collection	\$8,918	\$7,770	\$146,058	(\$48,120)	\$88,710	\$36,380	(\$84,229)	(\$83,507)	(\$78,207)	(\$44,399)	(\$46,622)	(\$19,588)	(\$116,836)

Exhibit 1

Duquesne Light Company  
Rider 20 - Smart Meter Charge  
Annual Reconciliation - July 1, 2014 through June 30, 2015

Summary of Surcharge Revenue

	<u>Jul-14</u>	<u>Aug-14</u>	<u>Sep-14</u>	<u>Oct-14</u>	<u>Nov-14</u>	<u>Dec-14</u>	<u>Jan-15</u>	<u>Feb-15</u>	<u>Mar-15</u>	<u>Apr-15</u>	<u>May-15</u>	<u>Jun-15</u>	<u>Total</u>
A. Net Surcharge Revenue by Meter Type, Incl. GRT													
1 Single Phase	\$54,459	\$58,837	\$56,305	\$961,323	\$871,331	\$902,803	\$2,568,582	\$2,598,448	\$2,744,164	\$1,922,111	\$2,083,821	\$2,085,969	\$16,908,153
2 Poly-Phase	\$2,156	\$2,156	\$2,155	\$35,349	\$35,367	\$35,367	\$100,863	\$100,793	\$100,756	\$70,755	\$70,646	\$70,478	\$626,841
3 Total	\$56,616	\$60,993	\$58,461	\$996,671	\$906,698	\$938,170	\$2,669,445	\$2,699,241	\$2,844,920	\$1,992,865	\$2,154,467	\$2,156,447	\$17,534,995
B. Net Surcharge Revenue by Meter Type, Excl. GRT													
4 Single Phase	\$51,246	\$55,365	\$52,983	\$904,604	\$819,923	\$849,538	\$2,417,036	\$2,445,139	\$2,582,259	\$1,808,706	\$1,960,876	\$1,962,896	\$15,910,572
5 Poly-Phase	\$2,029	\$2,029	\$2,028	\$33,263	\$33,280	\$33,280	\$94,912	\$94,846	\$94,811	\$66,580	\$66,478	\$66,320	\$589,858
6 Total	\$53,276	\$57,394	\$55,012	\$937,867	\$853,203	\$882,818	\$2,511,948	\$2,539,986	\$2,677,070	\$1,875,286	\$2,027,354	\$2,029,217	\$16,500,430

Exhibit 1

Duquesne Light Company  
Rider 20 - Smart Meter Charge  
Annual Reconciliation - July 1, 2014 through June 30, 2015

Summary of Surcharge Related Expense

	<u>Jul-14</u>	<u>Aug-14</u>	<u>Sep-14</u>	<u>Oct-14</u>	<u>Nov-14</u>	<u>Dec-14</u>	<u>Jan-15</u>	<u>Feb-15</u>	<u>Mar-15</u>	<u>Apr-15</u>	<u>May-15</u>	<u>Jun-15</u>	<u>Total</u>
<b>A. Expense - Single Phase Meters</b>													
1 O&M Expense	\$211,282	\$185,103	\$3,469,224	(\$321,798)	\$2,945,440	\$1,708,747	\$341,165	\$348,708	\$472,616	\$357,901	\$295,686	\$999,153	\$11,013,226
2 Capitalized Component	\$0	\$0	\$0	\$0	\$0	\$0	\$61,403	\$61,406	\$61,407	\$352,437	\$352,424	\$352,428	\$1,241,505
3 Total	\$211,282	\$185,103	\$3,469,224	(\$321,798)	\$2,945,440	\$1,708,747	\$402,568	\$410,114	\$534,023	\$710,338	\$648,110	\$1,351,581	\$12,254,731
<b>B. Expense - Poly Phase Meters</b>													
4 O&M Expense	\$8,023	\$7,029	\$131,644	(\$12,252)	\$111,957	\$64,535	\$12,664	\$12,913	\$17,431	\$12,792	\$10,411	\$35,444	\$412,592
5 Capitalized Component	\$0	\$0	\$0	\$0	\$0	\$0	\$1,741	\$1,738	\$1,737	\$9,261	\$9,275	\$9,270	\$33,022
6 Total	\$8,023	\$7,029	\$131,644	(\$12,252)	\$111,957	\$64,535	\$14,405	\$14,651	\$19,168	\$22,053	\$19,685	\$44,714	\$445,614
<b>C. Expense - Total</b>													
7 O&M Expense	\$219,305	\$192,132	\$3,600,868	(\$334,050)	\$3,057,397	\$1,773,282	\$353,829	\$361,621	\$490,047	\$370,693	\$306,097	\$1,034,597	\$11,425,818
8 Capitalized Component	\$0	\$0	\$0	\$0	\$0	\$0	\$63,144	\$63,144	\$63,144	\$361,698	\$361,698	\$361,698	\$1,274,527
9 Total	\$219,305	\$192,132	\$3,600,868	(\$334,050)	\$3,057,397	\$1,773,282	\$416,973	\$424,765	\$553,191	\$732,391	\$667,795	\$1,396,295	\$12,700,345

Exhibit 1

Duquesne Light Company  
Rider 20 - Smart Meter Charge  
Annual Reconciliation - July 1, 2014 through June 30, 2015

Calculation of E-Factor Revenue

	<u>Jul-14</u>	<u>Aug-14</u>	<u>Sep-14</u>	<u>Oct-14</u>	<u>Nov-14</u>	<u>Dec-14</u>	<u>Jan-15</u>	<u>Feb-15</u>	<u>Mar-15</u>	<u>Apr-15</u>	<u>May-15</u>	<u>Jun-15</u>	<u>Total</u>
A. E-Factor Billing Units, Meter Count													
1 Single Phase Meters	567,866	567,863	567,850	567,870	567,239	567,886	568,331	568,802	568,982	570,226	568,492	567,418	
2 Poly Phase Meters	21,564	21,564	21,554	21,554	21,565	21,565	21,552	21,537	21,529	21,506	21,473	21,422	
3 Total Meters	589,430	589,427	589,404	589,424	588,804	589,451	589,883	590,339	590,511	591,732	589,965	588,840	
B. E-Factor Rate Excl. GRT (1)													
4	\$0.09	\$0.09	\$0.09	\$0.09	\$0.09	\$0.09	\$0.15	\$0.15	\$0.15	\$0.15	\$0.15	\$0.15	
C. E-Factor Revenue, Excl. GRT													
5 Single Phase Meters	\$51,836	\$51,836	\$51,835	\$51,837	\$51,779	\$51,838	\$85,250	\$85,320	\$85,347	\$85,534	\$85,274	\$85,113	\$822,799
6 Poly Phase Meters	\$1,968	\$1,968	\$1,968	\$1,968	\$1,969	\$1,969	\$3,233	\$3,231	\$3,229	\$3,226	\$3,221	\$3,213	\$31,162
7 Total Meters	\$53,805	\$53,804	\$53,802	\$53,804	\$53,748	\$53,807	\$88,482	\$88,551	\$88,577	\$88,760	\$88,495	\$88,326	\$853,960
D. E-Factor Revenue, Incl. GRT													
8 Single Phase Meters	\$55,086	\$55,086	\$55,085	\$55,087	\$55,026	\$55,088	\$90,595	\$90,670	\$90,699	\$90,897	\$90,620	\$90,449	\$874,388
9 Poly Phase Meters	\$2,092	\$2,092	\$2,091	\$2,091	\$2,092	\$2,092	\$3,435	\$3,433	\$3,432	\$3,428	\$3,423	\$3,415	\$33,116
10 Total Meters	\$57,178	\$57,178	\$57,176	\$57,178	\$57,118	\$57,180	\$94,030	\$94,103	\$94,130	\$94,325	\$94,043	\$93,864	\$907,503

1/ E-factor rate the same for single phase and poly-phase meters during the reconciliation period. E-Factor rate changes January 1 each year.

Exhibit 1

Duquesne Light Company  
Rider 20 - Smart Meter Charge  
Annual Reconciliation - July 1, 2014 through June 30, 2015

Calculation of Interest

	Jul-14	Aug-14	Sep-14	Oct-14	Nov-14	Dec-14	Jan-15	Feb-15	Mar-15	Apr-15	May-15	Jun-15	Total
<u>Single Phase Meter</u>													
1 Net Smart Meter Charge Related Revenue Excl GR	(\$590)	\$3,529	\$1,149	\$852,768	\$768,144	\$797,700	\$2,331,786	\$2,359,819	\$2,496,911	\$1,723,172	\$1,875,602	\$1,877,784	\$15,087,774
2 Expense	\$211,282	\$185,103	\$3,469,224	(\$321,798)	\$2,945,440	\$1,708,747	\$402,568	\$410,114	\$534,023	\$710,338	\$648,110	\$1,351,581	\$12,254,731
3 (Over)/Under Collection	\$211,872	\$181,574	\$3,468,075	(\$1,174,566)	\$2,177,296	\$911,047	(\$1,929,218)	(\$1,849,706)	(\$1,962,888)	(\$1,012,834)	(\$1,227,492)	(\$526,202)	(\$2,833,043)
4 Interest Rate	6.0%	6.0%	6.0%	6.0%	6.0%	6.0%	6.0%	6.0%	6.0%	6.0%	6.0%	6.0%	
5 Interest Weight	24/12	23/12	22/12	21/12	20/12	19/12	18 / 12	17 / 12	16 / 12	15 / 12	14 / 12	13 / 12	
6 Interest	\$25,425	\$20,881	\$381,488	(\$123,329)	\$217,730	\$86,549	(\$173,630)	(\$165,725)	(\$157,031)	(\$75,963)	(\$85,924)	(\$34,203)	(\$83,732)
7 Total (Over)/Under Collection	\$237,297	\$202,454	\$3,849,564	(\$1,297,895)	\$2,395,026	\$997,596	(\$2,102,848)	(\$2,115,431)	(\$2,119,920)	(\$1,088,796)	(\$1,313,416)	(\$560,406)	(\$2,916,775)
<u>Poly Phase Meter</u>													
8 Net Smart Meter Charge Related Revenue Excl GR	\$61	\$61	\$61	\$31,295	\$31,311	\$31,311	\$91,680	\$91,616	\$91,582	\$63,354	\$63,257	\$63,107	\$558,696
9 Expense	\$8,023	\$7,029	\$131,644	(\$12,252)	\$111,957	\$64,535	\$14,405	\$14,651	\$19,168	\$22,053	\$19,685	\$44,714	\$445,614
10 (Over)/Under Collection	\$7,962	\$6,968	\$131,583	(\$43,548)	\$80,646	\$33,224	(\$77,275)	(\$76,965)	(\$72,414)	(\$41,301)	(\$43,572)	(\$18,399)	(\$113,082)
11 Interest Rate	6.0%	6.0%	6.0%	6.0%	6.0%	6.0%	6.0%	6.0%	6.0%	6.0%	6.0%	6.0%	
12 Interest Weight	24/12	23/12	22/12	21/12	20/12	19/12	18 / 12	17 / 12	16 / 12	15 / 12	14 / 12	13 / 12	
13 Interest	\$955	\$801	\$14,474	(\$4,572)	\$8,065	\$3,156	(\$6,955)	(\$6,542)	(\$5,793)	(\$3,098)	(\$3,050)	(\$1,196)	(\$3,754)
14 Total (Over)/Under Collection	\$8,918	\$7,770	\$146,058	(\$48,120)	\$88,710	\$36,380	(\$84,229)	(\$83,507)	(\$78,207)	(\$44,399)	(\$46,622)	(\$19,588)	(\$116,836)

[1] Interest calculated at the legal rate of interest at 6%. June 30, 2014 is the mid-point of the period January 1, 2014 to December 31, 2014 during which the under collection will be recovered.

**CERTIFICATE OF SERVICE**

I hereby certify that a true and correct copy of the foregoing has been served upon the following persons, in the manner indicated, in accordance with the requirements of 52 Pa. §1.54 (relating to service by a participant).

**RECEIVED**

**JUL 30 2015**

**FIRST CLASS MAIL**


PA PUBLIC UTILITY COMMISSION  
SECRETARY'S BUREAU

Bureau of Investigation and Enforcement  
Pennsylvania Public Utility Commission  
400 North Street, 2<sup>nd</sup> Floor West  
P.O. Box 3265  
Harrisburg, PA 17105-3265

Office of Consumer Advocate  
555 Walnut Street  
Forum Place, 5<sup>th</sup> Floor  
Harrisburg, PA 17101

Pennsylvania Public Utility Commission  
UPARC  
Bureau of Audits  
3070 William Pitt Way  
Pittsburgh, PA 15238

Office of Small Business Advocate  
Suite 1102, Commerce Building  
200 North Street  
Harrisburg, PA 17101-1923



Adrienne D. Kurtanich, Esquire  
Attorney, Regulatory  
Duquesne Light Company  
411 Seventh Avenue, 16-1  
Pittsburgh, PA 15222  
412-393-1482  
[akurtanich@duqlight.com](mailto:akurtanich@duqlight.com)

Date: July 30, 2015

**UPS CampusShip: View/Print Label**

1. **Ensure there are no other shipping or tracking labels attached to your package.** Select the Print button on the print dialog box that appears. Note: If your browser does not support this function select **Print from the File menu to print the label.**
2. **Fold the printed label at the solid line below.** Place the label in a UPS Shipping Pouch. If you do not have a pouch, affix the folded label using clear plastic shipping tape over the entire label.

3. **GETTING YOUR SHIPMENT TO UPS**  
**Customers with a Daily Pickup**  
 Your driver will pickup your shipment(s) as usual.

**Customers without a Daily Pickup**

Take your package to any location of The UPS Store<sup>®</sup>, UPS Access Point(TM) location, UPS Drop Box, UPS Customer Center, UPS Alliances (Office Depot<sup>®</sup> or Staples<sup>®</sup>) or Authorized Shipping Outlet near you. Items sent via UPS Return Services(SM) (including via Ground) are also accepted at Drop Boxes. To find the location nearest you, please visit the Resources area of CampusShip and select UPS Locations.





Schedule a same day or future day Pickup to have a UPS driver pickup all your CampusShip packages.

Hand the package to any UPS driver in your area.  
 UPS Access Point<sup>™</sup>  
 THE UPS STORE  
 1735 E CARSON ST  
 PITTSBURGH, PA 15203

UPS Access Point<sup>™</sup>  
 THE UPS STORE  
 3945 FORBES AVE  
 PITTSBURGH, PA 15213

UPS Access Point<sup>™</sup>  
 THE UPS STORE  
 4885 MCKNIGHT RD  
 PITTSBURGH, PA 15237

FOLD HERE

ADIE KURTANICH 412-393-1482 DUQUESNE LIGHT 411 7TH AVENUE, 16-1 PITTSBURGH PA 15219		0.0 LBS LTR	1 OF 1
<b>SHIP TO:</b> ROSEMARY CHIAVETTA, SECRETARY 717-772-7777 PENNSYLVANIA PUBLIC UTILITY COMMISS COMMONWEALTH KEYSTONE BLDG, 2ND FL 400 NORTH STREET HARRISBURG PA 17120-0200			
		PA 171 9-20 	
<b>UPS NEXT DAY AIR</b>		<b>1</b>	
TRACKING #: 1Z 187 399 01 9725 5752			
			
BILLING: P/P			
Cost Center: 006			
CS 17.5.27. WNTIE90 66.0A 07/2015			