

Amy E. Hirakis
Counsel

PPL
Two North Ninth Street
Allentown, PA 18101-1179
Tel. 610.774.4254 Fax 610.774.6726
AEHirakis@pplweb.com



FEDERAL EXPRESS

March 30, 2017

Rosemary Chiavetta, Secretary
Pennsylvania Public Utility Commission
Commonwealth Keystone Building
400 North Street
Harrisburg, PA 17120

**Re: PPL Electric Utilities Corporation
66 Pa. C.S. 1410.1(3) and 1410.1(4)
Annual Reports
Docket No. M-2014-2448824**

Dear Ms. Chiavetta:


Enclosed for filing on behalf of PPL Electric Utilities Corporation ("PPL Electric") is an original of PPL Electric's Utility Report – Accounts with Arrearages in Excess of \$10,000, and an original of PPL Electric's Utility Report – Medical Certificates. These reports are being filed pursuant to 66 Pa. C.S. §1410.1(3) and 1410.1(4).

Pursuant to 52 Pa. Code § 1.11, the enclosed documents are to be deemed filed on March 30, 2017, which is the date it was deposited with an overnight express delivery service as shown on the delivery receipt attached to the mailing envelope.

In addition, please date and time-stamp the enclosed extra copy of this letter and return it to me in the envelope provided.

If you have any questions regarding this document, please call me or Melinda Stumpf, PPL Electric's Manager-Regulatory Programs and Business Services at (484) 634-3297.

Very truly yours,


Amy E. Hirakis

Enclosures

cc email only: Ms. Alexis Bechtel
Ms. Lisa Jenkins
Ms. Kathy Solence

PA PUBLIC UTILITY COMMISSION
SECRETARY'S BUREAU

MAR 30 2017

RECEIVED

316066

RECEIVED

MAR 30 2017

Utility Reporting - Accounts with Arrearages in Excess of \$10,000

Year Being Reported: 2016

Company Name: PPL Electric Utilities

Date of "Snapshot": 12/31/2016

Filed By: Beth Fronheiser

Phone: 484-634-3075

Email: bafonheiser@pplweb.com

 If NO accounts to report, check this box:

Data in #5-8 should be from date account established (#3 in Column D)

1. Unique Acct ID	2. Account Balance	3. Date Account Established	4. Avg Monthly Bill (prev 12 months)	5. # of PUC Informal Complaints	6. # of PUC Formal Complaints	7. # of Company PARs	8. # of Times Terminated for Non-Payment
1 826413653	\$10,414.52	5/27/2015	\$97.51	0	0	6	0
2 846513346	\$16,370.13	12/1/2013	\$336.83	1	0	8	0
3 212002700	\$10,461.45	10/26/2016	\$79.54	0	0	0	0
4 874251414	\$15,056.76	9/30/2014	\$313.58	0	0	5	0
5 847242844	\$17,891.31	10/5/2016	\$358.90	0	0	0	0
6 250397120	\$12,077.79	6/16/2011	\$283.82	3	2	10	1
7 001603439	\$14,695.89	12/2/2008	\$252.41	0	0	12	10
8 079802103	\$10,368.27	11/2/2016	\$166.64	0	0	0	0
9 041300400	\$12,645.01	8/3/1998	\$223.39	1	0	53	3
10 585653644	\$18,722.32	9/30/2016	\$385.44	0	0	1	0
11 978609700	\$13,681.09	1/5/2005	\$279.31	0	3	25	0
12 671807400	\$11,603.81	7/14/2014	\$289.94	0	0	2	2
13 366012410	\$11,210.17	6/22/2013	\$799.81	0	0	12	0
14 068413100	\$11,337.27	7/25/1989	\$285.98	4	1	28	5
15 347603800	\$11,792.52	9/19/2014	\$710.92	0	0	11	2
16 075602400	\$10,849.29	6/3/2013	\$312.00	0	0	2	4
17 081504100	\$13,153.34	7/23/1996	\$231.43	0	0	75	3
18 699278748	\$12,540.77	4/1/2014	\$205.85	0	0	10	2
19 712968627	\$12,255.88	7/10/2012	\$766.64	0	0	16	1
20 908358326	\$10,622.63	7/19/2016	\$385.17	0	0	3	0
21 057460144	\$12,902.97	1/1/2014	\$395.45	0	0	0	0

 PA PUBLIC UTILITY COMMISSION
 SECRETARY'S BUREAU

Utility Reporting - Accounts with Arrearages in Excess of \$10,000

	1. Unique Acct ID	2. Account Balance	3. Date Account Established	4. Avg Monthly Bill (prev 12 months)	5. # of PUC Informal Complaints	6. # of PUC Formal Complaints	7. # of Company PARs	8. # of Times Terminated for Non-Payment
22	255765917	\$10,662.19	1/20/2014	\$300.81	0	0	2	0
23	845955505	\$11,500.58	7/29/2015	\$728.03	1	0	2	0
24	239888156	\$13,738.98	3/1/2012	\$569.25	0	0	6	1
25	454700000	\$11,377.70	10/15/2016	\$220.61	0	0	0	0
26	882431837	\$12,541.50	5/9/2012	\$424.57	0	0	16	4
27	720704000	\$12,579.20	9/12/2014	\$454.37	0	0	0	1
28	889930630	\$22,127.98	6/17/2011	\$434.04	0	0	2	1
29	342762451	\$12,535.42	11/1/2016	\$146.40	0	0	1	0
30	873490519	\$11,390.76	3/4/2013	\$298.29	0	0	29	0
31	814170512	\$17,661.41	9/15/2015	\$186.19	0	0	0	0
32	854674920	\$10,562.36	10/31/2008	\$246.93	1	5	27	1
33	160104510	\$14,113.98	9/24/2004	\$330.48	1	0	20	0
34	835302700	\$11,183.10	10/22/2016	\$68.87	0	0	0	0
35	825482057	\$17,079.46	4/1/2016	\$664.01	0	0	0	0
36	769208241	\$10,990.55	8/24/2005	\$227.42	0	0	22	1
37	174907032	\$11,066.11	10/7/2013	\$256.43	0	0	2	0
38	058307200	\$12,176.71	1/5/2012	\$312.99	1	0	24	4
39	812151742	\$10,643.05	9/1/2016	\$41.70	0	0	0	0
40	647126104	\$14,651.97	8/16/2016	\$433.45	0	0	2	0
41	202907900	\$11,929.87	5/14/1998	\$292.19	1	0	46	6
42	218010400	\$12,158.80	10/1/2015	\$307.39	0	0	1	0
43	071410600	\$11,046.06	8/19/2008	\$211.06	0	0	0	0
44	075201110	\$12,399.67	6/10/2016	\$769.01	0	0	1	1
45	921029011	\$15,055.10	10/13/2016	\$155.15	0	0	0	0
46	013225541	\$10,636.86	4/20/2016	\$393.52	0	0	7	1
47	373451019	\$11,170.69	2/2/2010	\$235.37	0	0	18	1
48	133767426	\$10,823.05	7/6/2016	\$375.79	0	0	0	0
49	214736821	\$11,558.41	4/22/2013	\$358.33	0	0	6	2
50	750304400	\$11,688.12	12/29/2006	\$256.41	0	0	56	3

Utility Reporting - Accounts with Arrearages in Excess of \$10,000

	1. Unique Acct ID	2. Account Balance	3. Date Account Established	4. Avg Monthly Bill (prev 12 months)	5. # of PUC Informal Complaints	6. # of PUC Formal Complaints	7. # of Company PARs	8. # of Times Terminated for Non-Payment
51	979189531	\$12,535.88	8/23/2016	\$726.50	0	0	0	0
52	452313110	\$14,752.41	6/20/2014	\$301.96	0	0	8	0
53	261900800	\$15,983.05	12/18/2014	\$508.07	0	0	0	0
54	725903138	\$12,345.03	7/24/2015	\$147.37	0	0	4	0
55	771503300	\$11,336.68	11/11/2015	\$18.77	0	0	0	0
56	929180701	\$10,467.96	9/24/2013	\$96.05	0	0	0	0
57	935245435	\$14,592.29	5/31/2008	\$306.32	0	0	26	10
58	474409410	\$14,999.49	3/31/2015	\$593.72	0	0	3	1
59	500105428	\$13,269.53	9/29/2000	\$310.25	0	0	38	0
60	181478731	\$11,539.12	6/22/2016	\$223.25	1	0	1	0
61	802250656	\$13,872.73	9/30/2014	\$382.51	0	0	12	0
62	892766528	\$13,380.86	9/21/2012	\$335.54	0	0	1	0
63	468318646	\$14,707.13	7/24/2014	\$186.16	0	0	4	4
64	242638025	\$16,360.20	6/1/2016	\$91.28	0	0	2	0
65	238058453	\$10,884.86	11/14/2016	\$471.62	0	0	0	0
66	351206400	\$19,952.66	4/15/2014	\$528.12	0	0	4	0
67	743662320	\$12,150.07	11/7/2016	\$367.37	0	0	1	0
68	574337136	\$12,226.58	10/1/2015	\$213.31	0	0	4	0
69	469667322	\$12,353.44	11/20/2015	\$873.59	0	0	5	2
70	867804443	\$18,192.49	10/31/2016	\$599.32	0	0	0	0
71	165007050	\$14,306.04	10/8/2015	\$101.01	0	0	1	0
72	992563935	\$15,006.49	10/22/2014	\$216.71	1	0	2	0
73	102803010	\$16,081.44	8/29/2012	\$521.95	0	1	8	0
74	297919935	\$11,505.63	1/23/2009	\$425.79	0	0	1	0
75	482067441	\$10,297.95	4/6/2012	\$192.17	0	0	6	1
76	952301400	\$11,099.85	3/3/2016	\$73.88	0	0	2	1
77	774704200	\$10,488.62	8/3/2015	\$18.16	0	0	0	0
78	449100910	\$16,582.49	4/5/2016	\$206.75	0	0	4	0
79	889017038	\$11,825.67	11/13/2007	\$330.16	0	0	6	1

Utility Reporting - Accounts with Arrearages in Excess of \$10,000

	1. Unique Acct ID	2. Account Balance	3. Date Account Established	4. Avg Monthly Bill (prev 12 months)	5. # of PUC Informal Complaints	6. # of PUC Formal Complaints	7. # of Company PARs	8. # of Times Terminated for Non-Payment
80	293475158	\$10,349.52	8/16/2016	\$52.83	0	0	2	1
81	208851539	\$11,249.34	6/24/2014	\$216.98	0	0	7	1
82	401764416	\$10,519.00	7/25/2013	\$213.64	0	0	6	1
83	737788918	\$19,089.00	12/27/2001	\$969.73	0	0	23	0
84	769975723	\$11,242.83	12/10/2015	\$110.73	0	0	2	0
85	718187154	\$16,204.17	8/5/2015	\$205.49	0	0	2	2
86	768349450	\$16,879.07	3/31/2008	\$383.12	1	0	34	0
87	477324744	\$13,074.53	11/27/2013	\$478.47	0	0	10	2
88	753914716	\$11,389.72	7/18/2013	\$196.28	0	0	12	3
89	928260051	\$13,797.97	7/11/2006	\$614.30	1	0	16	4
90	856347458	\$14,252.54	5/11/2012	\$320.69	0	0	8	2
91	648706627	\$13,214.93	8/17/2016	\$95.80	0	0	0	1
92	894084320	\$13,011.89	10/29/2016	\$171.29	0	0	0	0
93	570808800	\$12,984.07	7/11/2013	\$297.49	0	0	1	0
94	437940648	\$10,373.18	4/2/2016	\$267.82	0	0	2	0
95	878370757	\$13,227.79	8/3/2016	\$387.70	1	0	2	0
96	849420528	\$10,397.42	4/20/2015	\$193.83	1	0	0	0
97	886504100	\$24,125.71	10/26/2016	\$175.71	0	0	0	0
98	820700000	\$14,900.01	4/1/2016	\$302.12	0	0	3	0
99	849262413	\$21,191.70	11/19/2010	\$317.27	0	0	1	0
100	158761845	\$11,720.84	5/24/2016	\$134.63	0	0	0	0
101	141929215	\$12,359.23	10/18/2013	\$104.07	0	0	5	1
102	708386109	\$17,650.92	8/27/2016	\$81.55	0	0	0	0
103	359261521	\$11,121.70	2/7/2014	\$351.53	0	0	8	5
104	796687749	\$14,109.67	6/1/2013	\$417.19	1	0	6	0
105	018940459	\$10,666.54	3/5/2016	\$70.41	0	0	3	1
106	452825804	\$13,518.50	10/18/2016	\$266.58	0	0	0	0
107	634208900	\$11,783.53	7/22/2011	\$243.35	1	0	21	0
108	384187326	\$12,245.11	9/27/2016	\$136.50	0	0	0	0

Utility Reporting - Accounts with Arrearages in Excess of \$10,000

	1. Unique Acct ID	2. Account Balance	3. Date Account Established	4. Avg Monthly Bill (prev 12 months)	5. # of PUC Informal Complaints	6. # of PUC Formal Complaints	7. # of Company PARs	8. # of Times Terminated for Non-Payment
109	447564444	\$12,112.47	4/7/2015	\$246.90	0	0	5	1
110	320566658	\$12,961.29	10/4/2013	\$359.94	0	0	11	1
111	647404000	\$10,816.66	12/1/1998	\$189.18	1	0	48	1
112	213645934	\$12,923.79	8/12/2016	\$64.46	0	0	3	0
113	852566413	\$10,956.47	8/17/2016	\$366.14	0	0	0	0
114	364645024	\$15,110.03	6/1/2016	\$159.08	0	0	0	0
115	821286626	\$15,650.59	5/22/2014	\$445.82	1	0	7	0
116	014111200	\$11,004.42	10/27/2016	\$189.27	0	0	0	0
117	799208023	\$12,594.35	7/27/2016	\$100.48	0	0	1	0
118	607646425	\$13,480.28	5/20/2010	\$328.10	2	2	10	0
119	631201148	\$29,049.98	4/16/2015	\$676.27	0	0	7	0
120	883660606	\$15,424.80	8/4/2015	\$371.51	1	0	2	2
121	022668421	\$12,718.67	5/6/2013	\$661.53	0	0	5	3
122	954166613	\$11,462.88	8/27/2016	\$346.85	0	0	1	0
123	502480859	\$11,935.05	10/30/2002	\$390.59	3	0	44	0
124	458637114	\$11,834.44	6/11/2015	\$227.61	1	0	1	0
125	168631518	\$10,491.92	4/27/2010	\$405.16	2	0	12	0
126	972119606	\$11,409.12	11/19/2015	\$227.37	0	0	2	1
127	429133313	\$11,643.22	2/12/2011	\$343.63	2	1	9	1
128	093902300	\$11,305.56	9/3/2015	\$172.13	0	0	5	0
129	038999714	\$12,612.37	8/26/2016	\$412.93	1	0	1	0
130	771200100	\$12,794.54	5/22/2013	\$282.87	2	1	12	0
131	568003000	\$10,232.83	1/20/2012	\$256.58	0	0	1	0
132	466305200	\$16,013.84	8/29/2013	\$507.18	1	0	17	2
133	447587217	\$14,508.37	10/20/2009	\$303.53	0	0	36	1
134	872970746	\$15,450.86	9/5/2014	\$301.75	0	0	7	0
135	792811800	\$14,117.93	4/16/1992	\$480.87	0	0	26	1
136	546137801	\$11,045.70	10/12/2016	\$201.44	0	0	0	0
137	070777922	\$16,157.02	2/24/2012	\$392.72	1	1	9	3

Utility Reporting - Accounts with Arrearages in Excess of \$10,000

	1. Unique Acct ID	2. Account Balance	3. Date Account Established	4. Avg Monthly Bill (prev 12 months)	5. # of PUC Informal Complaints	6. # of PUC Formal Complaints	7. # of Company PARs	8. # of Times Terminated for Non-Payment
138	298141437	\$15,760.17	8/31/2014	\$493.55	1	0	3	0
139	881513849	\$11,166.92	6/19/2014	\$390.57	1	0	1	0
140	816111900	\$19,829.31	9/25/2015	\$419.98	1	0	5	0
141	075478837	\$12,799.28	4/15/2016	\$212.42	0	0	4	1
142	830016200	\$10,497.56	10/17/1985	\$267.67	0	0	28	3
143	039801537	\$11,779.92	11/9/2012	\$797.92	0	0	2	3
144	800629224	\$11,463.08	8/21/2011	\$275.28	0	0	25	3
145	495899631	\$12,158.87	10/9/2016	\$48.57	1	0	0	0
146	082370518	\$15,770.87	6/14/2016	\$401.79	0	0	1	0
147	959611710	\$24,168.65	8/27/2016	\$158.77	0	0	0	0
148	349995716	\$11,879.58	11/17/2015	\$288.91	0	0	3	0
149	949966309	\$12,880.49	8/27/2013	\$586.91	0	0	4	0
150	071402500	\$12,400.25	10/20/2016	\$87.74	0	0	0	0
151	061355826	\$15,251.80	8/25/2009	\$405.38	0	0	31	0
152	207294125	\$12,758.37	5/20/2014	\$363.78	0	0	0	0
153	333659545	\$16,557.00	1/10/2015	\$239.28	0	0	5	0
154	340158554	\$26,228.45	3/7/2016	\$227.98	0	0	0	0
155	455263733	\$16,134.05	3/1/2014	\$607.61	1	0	4	1
156	209107600	\$27,106.77	4/2/2009	\$365.26	0	0	16	1
157	675337425	\$11,533.15	1/2/2015	\$295.26	0	0	4	0
158	570627649	\$11,065.02	6/9/2016	\$231.76	0	0	4	0
159	051590134	\$11,716.85	7/29/2016	\$149.34	0	0	1	0
160	285774533	\$11,559.62	12/13/2011	\$265.71	0	0	7	4
161	691620814	\$19,673.24	6/7/2016	\$493.40	0	0	1	0
162	829011400	\$16,155.39	11/11/2004	\$431.03	2	0	8	0
163	714810509	\$11,514.83	11/17/2009	\$262.74	4	0	30	1
164	554886821	\$11,014.80	6/10/2016	\$304.91	0	0	0	0
165	255495753	\$14,808.44	12/14/2013	\$237.67	0	0	0	0
166	526089628	\$10,872.60	9/6/2005	\$126.08	0	0	30	1

Utility Reporting - Accounts with Arrearages in Excess of \$10,000

	1. Unique Acct ID	2. Account Balance	3. Date Account Established	4. Avg Monthly Bill (prev 12 months)	5. # of PUC Informal Complaints	6. # of PUC Formal Complaints	7. # of Company PARs	8. # of Times Terminated for Non-Payment
167	947712900	\$12,641.78	10/1/2007	\$446.11	0	0	17	1
168	133405752	\$11,079.07	9/27/2008	\$433.55	3	1	7	1
169	394807108	\$12,306.89	5/1/2010	\$426.80	0	0	31	2

Utility Reporting - Medical Certificates

Year Being Reported:

Company Name:

Date Submitted:

Filed By:

Phone:

Email:

of Med
Certs/Renewals
Submitted by
Customers in
2016

of Med
Certs/Renewals
Accepted by
Utility in 2016

ORIGIN ID: ABEA (610) 774-6256
KIMBERLY KLOCK
PPL CORPORATION
2 N 9TH STREET

ALLENTOWN, PA 18101
UNITED STATES US

SHIP DATE: 30MAR17
ACTWGT: 1.00 LB
CAD: 109920348/NET3850

BILL SENDER


TO ROSEMARY CHIAVETTA, SECRETARY
PENNSYLVANIA PUBLIC UTILITY COMMISS
COMMOMWEALTH KEYSTONE BLDG
400 NORTH ST
HARRISBURG PA 17105

(717) 772-7777
INV.
PO

REF KAK 205 734268-000

DEPT

516,011 A09B5C01




4711112Z dhu

FRI - 31 MAR 10:30A
PRIORITY OVERNIGHT

TRK# 7787 8362 2210
0201

EN MDTA

17105
PA-US MDT



After printing this label:

1. Use the 'Print' button on this page to print your label to your laser or inkjet printer.
2. Fold the printed page along the horizontal line.
3. Place label in shipping pouch and affix it to your shipment so that the barcode portion of the label can be read and scanned.

Warning: Use only the printed original label for shipping. Using a photocopy of this label for shipping purposes is fraudulent and could result in additional billing charges, along with the cancellation of your FedEx account number. Use of this system constitutes your agreement to the service conditions in the current FedEx Service Guide, available on fedex.com. FedEx will not be responsible for any claim in excess of \$100 per package, whether the result of loss, damage, delay, non-delivery, misdelivery or misinformation, unless you declare a higher value, pay an additional charge, document your actual loss and file a timely claim. Limitations found in the current FedEx Service Guide apply. Your right to recover from FedEx for any loss, including intrinsic value of the package, loss of sales, income interest, profit, attorney's fees, costs, and other forms of damage whether direct, incidental, consequential, or special is limited to the greater of \$100 or the authorized declared value. Recovery cannot exceed actual documented loss. Maximum for items of extraordinary value is \$1,000, e.g. jewelry, precious metals, negotiable instruments and other items listed in our ServiceGuide. Written claims must be filed within strict time limits, see current FedEx Service Guide.