



Michael Zimmerman  
Counsel, Regulatory

411 Seventh Avenue  
Mail drop 15-7  
Pittsburgh, PA 15219

Tel: 412-393-6268  
mzimmerman@duqlight.com

April 28, 2017

RECEIVED

APR 28 2017

PA PUBLIC UTILITY COMMISSION  
SECRETARY'S BUREAU

**Via Overnight Delivery**

Ms. Rosemary Chiavetta, Secretary  
Pennsylvania Public Utility Commission  
Commonwealth Keystone Building, 2<sup>nd</sup> Floor  
400 North Street  
Harrisburg, PA 17120

**Re: Duquesne Light Company – Reconciliation of Phase III Energy Efficiency and Conservation Surcharge – Rider No. 15A**

Dear Secretary Chiavetta:

Enclosed for filing, please find an original copy of Duquesne Light Company's ("Duquesne Light" or the "Company") annual reconciliation of revenues and expenses for the Phase III Energy Efficiency and Conservation ("EE&C") Surcharge for the period April 1, 2016, through March 31, 2017.

Should you have any questions, please do not hesitate to contact David Ogden, Manager, Rates & Tariff Services, at (412) 393-6343 or dogden@duqlight.com.

Respectfully Submitted,

Michael Zimmerman  
Counsel, Regulatory

Enclosure

Cc: Certificate of Service

Exhibit 1

RECEIVED

APR 28 2017

PA PUBLIC UTILITY COMMISSION  
SECRETARY'S BUREAU

Duquesne Light Company  
Rider No. 15A - Phase III Energy Efficiency and Conservation Surcharge  
Reconciliation - April 1, 2016 through March 31, 2017

Summary of Reconciliation Period

1	Surcharge Revenue Including GRT	\$15,387,516		Exhibit 1, Page 3
2	Surcharge Revenue Excluding GRT		\$14,479,653	Line 1 * .0941
3	E-Factor Revenue Refunded Including GRT	\$2,273,361		Exhibit 1, Page 5
4	E-Factor Revenue Refunded Excluding GRT		\$2,139,233	Line 3 * .0941
5	Net EEC Surcharge Revenue Excluding GRT		\$16,618,886	Line 2 + Line 4
6	EEC Related Expense		\$13,752,205	Exhibit 1, Page 3
7	Reconciliation Period Over/ (Under) Collection		\$2,866,680	Line 5 - Line 6

Exhibit 1

Duquesne Light Company  
Rider No. 15A - Phase III Energy Efficiency and Conservation Surcharge  
Reconciliation - April 1, 2016 through March 31, 2017

Revenue and Expense for the Reconciliation Period - April 1, 2016 through March 31, 2017

	April-2016	May-2016	June-2016	July-2016	August-2016	September-2016	October-2016	November-2016	December-2016	January-2017	February-2017	March-2017	Total
<b>RESIDENTIAL (RS, RH, RA):</b>													
1 Actual Surcharge Revenue	\$556,247	\$567,349	\$525,194	\$789,346	\$789,971	\$537,465	\$392,455	\$434,881	\$571,205	\$513,686	\$360,954	(\$186,356)	\$5,852,396
2 E-Factor Revenue (Note 1)	\$55,796	\$56,288	\$114,806	\$224,428	\$223,178	\$151,093	\$111,005	\$122,671	\$160,468	\$145,653	\$121,092	\$131,805	\$1,618,284
3 Net Surcharge Revenue (Actual + E-Factor)	\$612,043	\$623,637	\$640,000	\$1,013,774	\$1,011,149	\$688,558	\$503,460	\$557,552	\$731,672	\$659,339	\$482,046	(\$54,551)	\$7,470,679
4 Less PA Gross Receipts Tax (GRT) at 5.9%	\$36,111	\$36,795	\$37,760	\$59,813	\$59,776	\$40,625	\$29,704	\$32,896	\$43,169	\$38,901	\$28,441	(\$3,219)	\$440,720
5 Net Calendar Month Revenue less GRT	\$575,932	\$586,842	\$602,240	\$953,961	\$951,373	\$647,933	\$473,755	\$524,657	\$688,504	\$620,438	\$453,605	(\$51,333)	\$7,029,909
6 Actual Expense	\$529,437	\$252,382	\$409,680	\$90,309	\$51,081	\$702,401	\$767,317	\$556,187	\$1,114,678	\$387,732	\$612,006	\$557,941	\$6,031,152
7 Over/ (Under) Collection	\$46,495	\$334,460	\$192,560	\$863,652	\$902,292	(\$54,467)	(\$293,562)	(\$31,530)	(\$426,175)	\$232,706	(\$158,401)	(\$609,274)	\$998,757
<b>SMALL &amp; MEDIUM COMMERCIAL (GS, GM, GMH)</b>													
8 Actual Surcharge Revenue	\$340,451	\$370,673	\$186,077	\$199,109	\$268,207	\$232,447	\$198,430	\$203,017	\$221,199	\$224,494	\$188,151	\$45,802	\$2,678,056
9 E-Factor Revenue (Note 1)	(\$131,830)	(\$149,506)	(\$107,638)	(\$23,140)	(\$21,788)	(\$27,405)	(\$23,469)	(\$23,943)	(\$26,182)	(\$26,205)	(\$23,418)	(\$26,152)	(\$620,674)
10 Net Surcharge Revenue (Actual + E-Factor)	\$208,621	\$221,168	\$78,439	\$175,969	\$246,419	\$205,043	\$174,961	\$179,074	\$195,017	\$198,289	\$164,733	\$19,650	\$2,057,383
11 Less PA Gross Receipts Tax (GRT) at 5.9%	\$12,309	\$13,049	\$4,628	\$10,382	\$13,949	\$12,098	\$10,323	\$10,565	\$11,506	\$11,699	\$9,719	\$1,159	\$121,386
12 Net Calendar Month Revenue less GRT	\$196,312	\$208,119	\$73,811	\$165,587	\$222,470	\$192,945	\$164,638	\$168,509	\$183,511	\$186,590	\$155,014	\$18,490	\$1,935,997
13 Actual Expense	\$272,599	\$141,012	\$31,981	\$32,499	\$26,168	\$181,343	\$71,502	\$23,385	\$528,829	\$88,601	\$207,226	\$266,944	\$1,872,089
14 Over/ (Under) Collection	(\$76,287)	\$67,107	\$41,830	\$133,088	\$196,302	\$11,602	\$93,136	\$145,124	(\$345,318)	\$97,989	(\$52,212)	(\$248,454)	\$63,908
<b>SMALL &amp; MEDIUM INDUSTRIAL (GM, GMH)</b>													
15 Actual Surcharge Revenue	\$27,714	\$37,133	\$122,875	\$90,556	\$120,402	\$106,643	\$93,356	\$100,380	\$114,371	\$119,878	\$82,655	\$30,701	\$1,046,664
16 E-Factor Revenue (Note 1)	(\$23,170)	(\$30,590)	(\$39,280)	(\$30,719)	(\$41,491)	(\$36,714)	(\$31,983)	(\$34,306)	(\$39,683)	(\$39,864)	(\$33,093)	(\$38,383)	(\$419,276)
17 Net Surcharge Revenue (Actual + E-Factor)	\$4,544	\$6,543	\$83,595	\$59,837	\$78,911	\$69,928	\$61,373	\$66,075	\$74,687	\$80,014	\$49,562	(\$7,682)	\$627,388
18 Less PA Gross Receipts Tax (GRT) at 5.9%	\$268	\$386	\$4,932	\$3,530	\$4,656	\$4,126	\$3,621	\$3,898	\$4,407	\$4,721	\$2,924	(\$453)	\$37,016
19 Net Calendar Month Revenue less GRT	\$4,276	\$6,157	\$78,663	\$56,307	\$74,255	\$65,802	\$57,752	\$62,176	\$70,281	\$75,293	\$46,638	(\$7,229)	\$590,372
20 Actual Expense	\$98,786	\$11,488	\$5,161	\$6,813	\$12,904	\$96,963	\$11,424	\$3,568	\$63,153	\$14,405	\$6,967	\$35,430	\$367,061
21 Over/ (Under) Collection	(\$94,510)	(\$5,331)	\$73,503	\$49,494	\$61,352	(\$11,161)	\$46,328	\$58,608	\$7,128	\$60,889	\$39,671	(\$42,659)	\$223,311
<b>LARGE COMMERCIAL (GL, GLH, L) [Fixed]</b>													
22 Actual Surcharge Revenue	\$239,165	\$239,939	\$186,504	\$211,351	\$212,931	\$165,136	\$216,038	\$216,986	\$207,897	\$175,719	\$208,003	\$180,253	\$2,459,920
23 E-Factor Revenue (Note 1)	(\$127,993)	(\$127,991)	(\$108,798)	(\$89,224)	(\$89,357)	(\$89,357)	(\$89,091)	(\$89,224)	(\$89,489)	(\$88,958)	(\$87,498)	(\$85,772)	(\$1,162,749)
24 Net Surcharge Revenue (Actual + E-Factor)	\$111,174	\$111,948	\$77,705	\$122,127	\$123,574	\$75,779	\$126,947	\$127,762	\$118,408	\$86,760	\$120,505	\$94,482	\$1,297,171
25 Less PA Gross Receipts Tax (GRT) at 5.9%	\$6,559	\$6,605	\$4,585	\$7,205	\$7,291	\$4,471	\$7,490	\$7,538	\$6,986	\$5,119	\$7,110	\$5,574	\$76,533
26 Net Calendar Month Revenue less GRT	\$104,615	\$105,343	\$73,121	\$114,921	\$116,283	\$71,308	\$119,457	\$120,224	\$111,422	\$81,641	\$113,395	\$88,907	\$1,220,638
27 Actual Expense	\$100,154	\$81,651	\$35	\$25,802	\$134,718	\$289,583	\$82,555	\$227,172	\$327,535	\$89,785	\$173,265	\$281,444	\$1,813,698
28 Over/ (Under) Collection	\$4,462	\$23,692	\$73,086	\$89,119	(\$18,435)	(\$218,275)	\$36,902	(\$106,948)	(\$216,113)	(\$8,143)	(\$59,870)	(\$192,537)	(\$593,060)

(1) Negative E-factor revenue amounts reflect recouping of an undercollection, positive E-factor revenues amounts reflect refunding of an overcollection.

Exhibit 1

Duquesne Light Company  
Rider No. 15A - Phase III Energy Efficiency and Conservation Surcharge  
Reconciliation - April 1, 2016 through March 31, 2017

Revenue and Expense for the Reconciliation Period - April 1, 2016 through March 31, 2017

	April-2016	May-2016	June-2016	July-2016	August-2016	September-2016	October-2016	November-2016	December-2016	January-2017	February-2017	March-2017	Total
<b>LARGE COMMERCIAL (GL, GLM, L) [Variable]</b>													
29 Actual Surcharge Revenue	\$341,674	\$396,033	\$14,445	\$73,352	\$60,288	\$42,487	\$59,422	\$59,261	\$55,650	\$54,868	\$14,033	(\$258,331)	\$913,180
30 E-Factor Revenue (Note 1)	(\$51,738)	(\$51,907)	\$54,360	\$158,576	\$157,128	\$156,614	\$156,207	\$156,201	\$154,558	\$154,179	\$153,630	\$152,351	\$1,350,158
31 Net Surcharge Revenue (Actual + E-Factor)	\$289,936	\$344,125	\$68,805	\$231,927	\$217,416	\$199,101	\$215,629	\$215,462	\$210,207	\$209,046	\$167,663	(\$105,980)	\$2,263,339
32 Less PA Gross Receipts Tax (GRT) at 5.9%	\$17,106	\$20,303	\$4,060	\$13,684	\$12,828	\$11,747	\$12,722	\$12,712	\$12,402	\$12,334	\$9,892	(\$6,253)	\$133,537
33 Net Calendar Month Revenue less GRT	\$272,830	\$323,822	\$64,746	\$218,244	\$204,588	\$187,354	\$202,907	\$202,750	\$197,805	\$196,712	\$157,771	(\$99,727)	\$2,129,802
34 Actual Expense	\$156,130	\$0	\$34,914	\$0	\$0	\$420,628	\$0	\$0	\$0	\$0	\$0	\$70,906	\$682,578
35 Over/ (Under) Collection	\$116,700	\$323,822	\$29,831	\$218,244	\$204,588	(\$233,274)	\$202,907	\$202,750	\$197,805	\$196,712	\$157,771	(\$170,632)	\$1,447,234
<b>LARGE INDUSTRIAL (GL, GLM, L, MVPS) [Fixed]</b>													
36 Actual Surcharge Revenue	\$215,820	\$239,957	\$183,535	\$146,631	\$201,738	\$121,570	\$168,536	\$182,339	\$148,073	\$152,169	\$152,550	\$22,188	\$1,935,106
37 E-Factor Revenue (Note 1)	(\$51,738)	(\$51,557)	(\$22,720)	\$6,355	\$6,355	\$6,326	\$6,296	\$6,267	\$6,267	\$6,267	\$6,209	\$6,121	(\$69,370)
38 Net Surcharge Revenue (Actual + E-Factor)	\$164,263	\$188,401	\$160,815	\$152,986	\$208,093	\$127,895	\$174,832	\$188,606	\$154,340	\$158,437	\$158,759	\$28,309	\$1,865,736
39 Less PA Gross Receipts Tax (GRT) at 5.9%	\$9,692	\$11,116	\$9,488	\$9,026	\$12,277	\$7,546	\$10,315	\$11,128	\$9,106	\$9,348	\$9,367	\$1,670	\$110,078
40 Net Calendar Month Revenue less GRT	\$154,572	\$177,285	\$151,327	\$143,960	\$195,816	\$120,349	\$164,517	\$177,479	\$145,234	\$149,089	\$149,392	\$26,639	\$1,755,658
41 Actual Expense	\$653,756	\$93,304	\$41	\$52,361	\$34,561	\$105,021	\$133,412	\$68,332	\$234,973	\$119,621	\$90,456	\$122,362	\$1,728,198
42 Over/ (Under) Collection	(\$499,185)	\$83,981	\$151,285	\$91,599	\$161,255	\$15,329	\$31,105	\$89,147	(\$89,739)	\$29,468	\$58,937	(\$95,723)	\$27,459
<b>LARGE INDUSTRIAL (GL, GLM, L, MVPS) [Variable]</b>													
43 Actual Surcharge Revenue	\$40,146	\$53,344	\$35,668	\$103,954	\$91,191	\$49,866	\$76,046	\$64,321	\$69,870	\$64,914	\$53,430	(\$198,556)	\$502,194
44 E-Factor Revenue (Note 1)	\$199,328	\$198,668	\$150,078	\$115,481	\$115,162	\$115,162	\$115,027	\$113,754	\$113,630	\$113,630	\$113,725	\$113,343	\$1,576,987
45 Net Surcharge Revenue (Actual + E-Factor)	\$239,473	\$252,012	\$185,746	\$219,435	\$206,353	\$165,028	\$191,073	\$178,074	\$183,501	\$178,544	\$167,155	(\$85,213)	\$2,079,181
46 Less PA Gross Receipts Tax (GRT) at 5.9%	\$14,129	\$14,869	\$10,959	\$12,829	\$12,175	\$9,737	\$11,273	\$10,506	\$10,827	\$10,534	\$9,862	(\$5,028)	\$122,672
47 Net Calendar Month Revenue less GRT	\$225,344	\$237,144	\$174,787	\$206,606	\$194,178	\$155,291	\$179,799	\$167,568	\$172,674	\$168,010	\$157,293	(\$80,186)	\$1,956,510
48 Actual Expense	\$836,408	\$0	\$37,701	\$0	\$0	\$383,319	\$0	\$0	\$0	\$0	\$0	\$0	\$1,257,428
49 Over/ (Under) Collection	(\$611,063)	\$237,144	\$137,085	\$206,606	\$194,178	(\$228,028)	\$179,799	\$167,568	\$172,674	\$168,010	\$157,293	(\$80,186)	\$699,081
<b>TOTAL</b>													
50 Actual Surcharge Revenue	\$1,761,216	\$1,904,429	\$1,254,297	\$1,612,298	\$1,744,728	\$1,255,613	\$1,204,283	\$1,261,185	\$1,388,264	\$1,305,727	\$1,059,777	(\$364,300)	\$15,387,516
51 E-Factor Revenue (Note 1)	(\$131,162)	(\$156,594)	\$40,809	\$361,757	\$339,186	\$275,719	\$243,992	\$251,422	\$279,568	\$264,702	\$250,647	\$253,313	\$2,773,361
52 Net Surcharge Revenue (Actual + E-Factor)	\$1,630,054	\$1,747,835	\$1,295,107	\$1,974,055	\$2,083,914	\$1,531,332	\$1,448,274	\$1,512,606	\$1,667,832	\$1,570,429	\$1,310,424	(\$110,986)	\$17,660,878
53 Less PA Gross Receipts Tax (GRT) at 5.9%	\$96,173	\$103,122	\$76,411	\$116,469	\$122,951	\$90,349	\$85,448	\$89,244	\$98,402	\$92,655	\$77,315	(\$6,548)	\$1,041,992
54 Net Calendar Month Revenue less GRT	\$1,533,881	\$1,644,713	\$1,218,695	\$1,857,586	\$1,960,963	\$1,440,984	\$1,362,826	\$1,423,363	\$1,569,430	\$1,477,774	\$1,233,109	(\$104,438)	\$16,618,886
55 Actual Expense	\$2,647,269	\$579,837	\$519,514	\$207,784	\$259,432	\$2,179,258	\$1,066,210	\$898,644	\$2,269,167	\$700,143	\$1,089,921	\$1,335,027	\$13,752,205
56 Over/ (Under) Collection	(\$1,113,387)	\$1,064,875	\$699,181	\$1,649,802	\$1,701,532	(\$738,274)	\$296,616	\$524,719	(\$699,737)	\$777,630	\$143,188	(\$1,439,465)	\$2,866,680

(1) Negative E-factor revenue amounts reflect recouping of an undercollection, positive E-factor revenues amounts reflect refunding of an overcollection.

Exhibit 1

Duquesne Light Company  
Rider No. 15A - Phase III Energy Efficiency and Conservation Surcharge  
Reconciliation - April 1, 2016 through March 31, 2017

Summary of Surcharge Revenue by Month

A	B	C	D	E	F	G	H	I	J	K	L	M	N
	April-2016	May-2016	June-2016	July-2016	August-2016	September-2016	October-2016	November-2016	December-2016	January-2017	February-2017	March-2017	Total
<b>Actual Surcharge Revenue by Rate Class</b>													
1 RS	\$498,383	\$523,545	\$494,249	\$741,477	\$743,215	\$500,817	\$357,241	\$382,981	\$487,319	\$434,046	\$309,160	(\$141,336)	\$5,331,096
2 RH	\$50,578	\$36,382	\$25,068	\$38,486	\$37,665	\$30,178	\$29,854	\$45,267	\$74,981	\$71,487	\$46,108	(\$40,144)	\$445,908
3 RA	\$7,286	\$7,422	\$5,877	\$9,382	\$9,090	\$6,471	\$5,359	\$6,634	\$4,905	\$8,153	\$5,686	(\$4,876)	\$75,391
4 GS, Com	\$12,061	\$10,122	\$5,890	\$6,875	\$7,949	\$7,594	\$6,342	\$6,990	\$8,367	\$8,247	\$5,695	\$37,210	\$123,342
5 GM, Com	\$303,572	\$327,306	\$171,051	\$174,126	\$240,717	\$207,862	\$176,295	\$177,247	\$188,486	\$191,143	\$160,080	\$8,056	\$2,325,942
6 GMH, Com	\$24,818	\$33,245	\$9,136	\$18,108	\$19,541	\$16,991	\$15,794	\$18,780	\$24,345	\$25,104	\$22,377	\$536	\$228,772
7 GM, Ind	\$26,801	\$35,411	\$116,210	\$88,017	\$115,092	\$103,035	\$88,221	\$95,993	\$108,414	\$113,739	\$77,710	\$30,141	\$998,783
8 GMH, Ind	\$913	\$1,723	\$6,665	\$2,539	\$5,310	\$3,608	\$5,136	\$4,387	\$5,957	\$6,139	\$4,945	\$560	\$47,881
9 GL, Com (Fixed)	\$203,469	\$205,309	\$158,978	\$178,291	\$180,589	\$141,217	\$183,680	\$183,761	\$177,877	\$149,492	\$178,170	\$155,225	\$2,096,057
10 GL, Ind (Fixed)	\$202,418	\$207,270	\$158,500	\$132,614	\$161,175	\$120,770	\$149,012	\$169,228	\$127,997	\$135,222	\$126,099	(\$9,967)	\$1,680,339
11 GL, Com (Variable)	\$227,357	\$251,850	(\$573)	\$49,375	\$40,424	\$27,004	\$37,448	\$39,436	\$35,881	\$35,675	\$5,084	(\$271,989)	\$476,973
12 GL, Ind (Variable)	\$18,905	\$20,061	(\$2,621)	\$56,066	\$32,439	\$24,077	\$31,120	\$20,235	\$27,291	\$23,905	\$27,291	(\$91,815)	\$180,030
13 GLH, Com (Fixed)	\$30,311	\$29,508	\$22,622	\$28,441	\$28,255	\$20,169	\$27,661	\$27,746	\$26,124	\$21,481	\$25,343	\$21,195	\$308,858
14 GLH, Ind (Fixed)	\$9,737	\$12,978	\$8,390	\$8,700	\$17,127	\$1,345	\$6,218	\$4,775	\$8,354	\$7,214	\$10,198	\$31,171	\$128,206
15 GLH, Com (Variable)	\$40,501	\$43,784	\$3,178	\$6,648	\$6,973	\$4,822	\$6,600	\$7,622	\$6,194	\$5,119	\$1,619	\$95,503	\$228,564
16 GLH, Ind (Variable)	\$856	\$1,216	\$3,796	(\$812)	\$1,878	\$877	\$1,584	\$1,022	\$1,441	\$1,390	(\$408)	\$31,581	\$44,421
17 L, Com (Fixed)	\$5,385	\$5,122	\$4,904	\$4,619	\$4,086	\$3,749	\$4,696	\$5,479	\$3,896	\$4,745	\$4,489	\$3,833	\$55,004
18 L, Ind (Fixed)	\$2,893	\$14,340	\$12,959	\$3,075	\$20,361	(\$3,556)	\$10,239	\$5,774	\$8,247	\$6,955	\$13,296	(\$2,470)	\$92,109
19 L, Com (Variable)	\$73,816	\$100,398	\$11,839	\$17,328	\$12,891	\$10,661	\$12,374	\$11,708	\$13,574	\$14,073	\$7,330	(\$18,845)	\$207,643
20 L, Ind (Variable)	\$4,082	\$9,498	\$11,185	\$13,682	\$28,145	(\$3,218)	\$14,695	\$9,125	\$12,031	\$10,593	\$15,697	(\$51,010)	\$74,506
21 HVPS, Ind (Fixed)	\$771	\$5,368	\$2,242	\$3,076	\$3,076	\$3,012	\$3,067	\$2,957	\$3,479	\$2,778	\$2,957	\$1,454	\$34,451
22 HVPS, Ind (Variable)	\$16,302	\$22,569	\$23,308	\$33,018	\$28,729	\$28,130	\$28,647	\$23,939	\$32,494	\$25,639	\$27,776	(\$87,311)	\$203,238
23 AL	\$0	\$0	\$0	\$0	\$0	\$0	\$0	\$0	\$0	\$0	\$0	\$0	\$0
24 SE	\$0	\$0	\$0	\$0	\$0	\$0	\$0	\$0	\$0	\$0	\$0	\$0	\$0
25 SM	\$0	\$0	\$0	\$0	\$0	\$0	\$0	\$0	\$0	\$0	\$0	\$0	\$0
26 SH	\$0	\$0	\$0	\$0	\$0	\$0	\$0	\$0	\$0	\$0	\$0	\$0	\$0
27 PAL	\$0	\$0	\$0	\$0	\$0	\$0	\$0	\$0	\$0	\$0	\$0	\$0	\$0
28 UMS	\$0	\$0	\$0	\$0	\$0	\$0	\$0	\$0	\$0	\$0	\$0	\$0	\$0
29 Total	\$1,761,216	\$1,904,429	\$1,254,297	\$1,612,298	\$1,744,728	\$1,255,613	\$1,204,283	\$1,261,185	\$1,388,264	\$1,305,727	\$1,059,777	(\$364,300)	\$15,387,516

A. Actual Surcharge Revenue by Customer Class

30 Residential (RS, RH, RA)	\$556,247	\$567,349	\$525,194	\$789,346	\$789,971	\$537,465	\$392,455	\$434,881	\$571,205	\$513,686	\$360,954	(\$186,356)	\$5,852,396
31 Small & Medium Commercial (GS, GM, GMH)	\$340,451	\$370,673	\$186,077	\$199,109	\$268,207	\$232,447	\$198,430	\$203,017	\$221,199	\$224,494	\$188,151	\$45,802	\$2,678,056
32 Small and Medium Industrial (GM, GMH)	\$27,714	\$37,133	\$122,875	\$90,556	\$120,402	\$106,643	\$93,356	\$100,380	\$114,371	\$119,878	\$82,655	\$30,701	\$1,046,664
33 Large Commercial (GL, GLH, L) [Fixed]	\$239,165	\$239,939	\$186,504	\$211,351	\$212,931	\$165,136	\$216,038	\$216,986	\$207,897	\$175,719	\$208,003	\$180,253	\$2,459,920
34 Large Commercial (GL, GLH, L) [Variable]	\$341,674	\$396,033	\$14,445	\$73,352	\$60,288	\$42,487	\$59,422	\$59,261	\$55,650	\$54,866	\$14,033	(\$250,331)	\$913,180
35 Large Industrial (GL, GLH, L, HVPS) [Fixed]	\$215,820	\$239,957	\$183,535	\$146,631	\$201,738	\$121,570	\$168,536	\$182,339	\$148,073	\$152,169	\$152,550	\$22,188	\$1,935,196
36 Large Industrial (GL, GLH, L, HVPS) [Variable]	\$40,146	\$53,344	\$35,668	\$101,954	\$91,191	\$49,866	\$76,046	\$64,321	\$69,870	\$64,914	\$53,430	(\$198,556)	\$502,194
37 Lighting (AL, SE, SM, SH, PAL)	\$0	\$0	\$0	\$0	\$0	\$0	\$0	\$0	\$0	\$0	\$0	\$0	\$0
38 Unmetered (UMS)	\$0	\$0	\$0	\$0	\$0	\$0	\$0	\$0	\$0	\$0	\$0	\$0	\$0
39 Total	\$1,761,216	\$1,904,429	\$1,254,297	\$1,612,298	\$1,744,728	\$1,255,613	\$1,204,283	\$1,261,185	\$1,388,264	\$1,305,727	\$1,059,777	(\$364,300)	\$15,387,516

B. Actual Surcharge Revenue by Customer Class Less GRT

									Jan	Feb	March		
40 Residential (RS, RH, RA)	\$523,428	\$533,876	\$494,208	\$742,774	\$743,362	\$505,755	\$369,300	\$409,223	\$537,504	\$483,379	\$399,657	(\$175,361)	\$5,507,104
41 Small & Medium Commercial (GS, GM, GMH)	\$320,364	\$348,803	\$175,098	\$187,362	\$252,382	\$218,733	\$186,723	\$191,039	\$208,148	\$211,249	\$177,050	\$43,099	\$2,520,051
42 Small and Medium Industrial (GM, GMH)	\$26,079	\$34,943	\$115,626	\$85,213	\$113,298	\$100,351	\$87,848	\$94,458	\$107,623	\$112,805	\$77,779	\$28,889	\$984,911
43 Large Commercial (GL, GLH, L) [Fixed]	\$225,054	\$225,783	\$175,500	\$198,881	\$200,368	\$155,393	\$203,292	\$204,150	\$195,631	\$165,351	\$195,731	\$169,618	\$2,314,785
44 Large Commercial (GL, GLH, L) [Variable]	\$321,515	\$372,667	\$13,583	\$69,024	\$56,731	\$39,980	\$55,916	\$55,764	\$52,366	\$51,630	\$13,205	(\$243,089)	\$859,303
45 Large Industrial (GL, GLH, L, HVPS) [Fixed]	\$203,086	\$225,800	\$172,706	\$137,980	\$189,836	\$114,397	\$158,592	\$171,581	\$139,137	\$143,191	\$143,500	\$20,878	\$1,820,934
46 Large Industrial (GL, GLH, L, HVPS) [Variable]	\$37,777	\$50,197	\$33,563	\$95,939	\$85,811	\$46,924	\$71,559	\$60,526	\$65,748	\$61,084	\$50,278	(\$186,841)	\$472,564
47 Lighting (AL, SE, SM, SH, PAL)	\$0	\$0	\$0	\$0	\$0	\$0	\$0	\$0	\$0	\$0	\$0	\$0	\$0
48 Unmetered (UMS)	\$0	\$0	\$0	\$0	\$0	\$0	\$0	\$0	\$0	\$0	\$0	\$0	\$0
49 Total	\$1,657,304	\$1,792,067	\$1,180,294	\$1,517,172	\$1,641,789	\$1,181,532	\$1,133,230	\$1,186,775	\$1,306,356	\$1,228,689	\$997,250	(\$342,806)	\$14,479,653

Exhibit 1

Duquesne Light Company  
 Rider No. 15A - Phase III Energy Efficiency and Conservation Surcharge  
 Reconciliation - April 1, 2016 through March 31, 2017

Calculation of E-Factor Revenue

	April-2016	May-2016	June-2016	July-2016	August-2016	September-2016	October-2016	November-2016	December-2016	January-2017	February-2017	March-2017	Total
<b>A. E-Factor Billing Units</b>													
1 Residential (RS, RM, RA)	262,519,922	264,833,195	360,108,358	527,968,029	525,027,023	355,446,846	261,139,259	288,584,497	377,500,215	342,649,623	284,869,370	310,070,283	4,160,716,621
2 Small & Medium Commercial (GS, GM, GMH)	206,753,611	234,474,526	289,391,375	217,743,840	299,123,959	257,877,604	220,841,760	225,300,384	246,370,775	246,590,058	220,362,342	246,088,426	2,910,918,660
3 Small and Medium Industrial (GM, GMH)	12,132,676	15,991,820	19,453,818	14,453,275	19,521,660	17,274,132	15,048,223	16,140,802	18,670,907	18,755,883	15,570,263	18,059,182	201,052,642
4 Large Commercial (GL, GLH, L) [Fixed]	670	670	672	672	673	673	671	672	674	670	659	646	8,022
5 Large Commercial (GL, GLH, L) [Variable]	608,570	610,559	601,801	596,879	591,428	589,496	587,964	587,942	581,755	580,329	578,263	573,450	7,088,435
6 Large Industrial (GL, GLH, L, HVPSP) [Fixed]	217	217	218	218	218	217	216	215	215	215	213	210	2,589
7 Large Industrial (GL, GLH, L, HVPSP) [Variable]	353,901	352,730	328,427	329,296	328,385	328,385	328,000	324,371	324,018	324,018	324,289	323,199	3,969,019
<b>B. E-Factor Rate, Excl. GRT (Note 1)</b>													
7 Residential (RS, RM, RA) (cents/kWh)	0.0200	0.020	0.030	0.040	0.040	0.0400	0.0400	0.0400	0.0400	0.0400	0.0400	0.0400	0.0400
8 Small & Medium Commercial (GS, GM, GMH) (cents/kWh)	(0.0600)	(0.060)	(0.035)	(0.010)	(0.010)	(0.0100)	(0.0100)	(0.0100)	(0.0100)	(0.0100)	(0.0100)	(0.0100)	(0.0100)
9 Small and Medium Industrial (GM, GMH) (cents/kWh)	(0.1800)	(0.180)	(0.190)	(0.200)	(0.200)	(0.2000)	(0.2000)	(0.2000)	(0.2000)	(0.2000)	(0.2000)	(0.2000)	(0.2000)
10 Large Commercial (GL, GLH, L) [Fixed] (\$/Mo.)	(\$179.76)	(\$179.76)	(\$152.35)	(\$124.94)	(\$124.94)	(\$124.94)	(\$124.94)	(\$124.94)	(\$124.94)	(\$124.94)	(\$124.94)	(\$124.94)	(\$124.94)
11 Large Commercial (GL, GLH, L) [Variable] (\$/kWh)	(\$0.08)	(\$0.08)	\$0.09	\$0.25	\$0.25	\$0.25	\$0.25	\$0.25	\$0.25	\$0.25	\$0.25	\$0.25	\$0.25
12 Large Industrial (GL, GLH, L, HVPSP) [Fixed] (\$/Mo.)	(\$223.57)	(\$223.57)	(\$98.07)	\$27.43	\$27.43	\$27.43	\$27.43	\$27.43	\$27.43	\$27.43	\$27.43	\$27.43	\$27.43
13 Large Industrial (GL, GLH, L, HVPSP) [Variable] (\$/kWh)	\$0.53	\$0.53	\$0.43	\$0.33	\$0.33	\$0.33	\$0.33	\$0.33	\$0.33	\$0.33	\$0.33	\$0.33	\$0.33
<b>C. E-Factor Revenue, Excl. GRT (Note 2)</b>													
14 Residential (RS, RM, RA)	\$52,504	\$52,967	\$108,033	\$211,187	\$210,011	\$142,179	\$104,456	\$115,434	\$151,000	\$137,060	\$113,948	\$124,028	\$1,522,805
15 Small & Medium Commercial (GS, GM, GMH)	(\$124,052)	(\$140,685)	(\$101,287)	(\$21,774)	(\$29,912)	(\$25,788)	(\$22,084)	(\$22,530)	(\$24,637)	(\$24,659)	(\$22,036)	(\$24,609)	(\$384,054)
16 Small and Medium Industrial (GM, GMH)	(\$21,803)	(\$28,785)	(\$36,962)	(\$28,907)	(\$39,043)	(\$34,548)	(\$30,096)	(\$32,282)	(\$37,342)	(\$37,512)	(\$31,141)	(\$36,118)	(\$394,539)
17 Large Commercial (GL, GLH, L) [Fixed]	(\$120,439)	(\$120,439)	(\$102,379)	(\$83,960)	(\$84,085)	(\$84,085)	(\$83,835)	(\$83,960)	(\$84,210)	(\$83,710)	(\$82,335)	(\$80,711)	(\$1,094,147)
18 Large Commercial (GL, GLH, L) [Variable]	(\$48,686)	(\$48,845)	\$51,153	\$149,220	\$147,857	\$147,374	\$146,991	\$146,986	\$145,439	\$145,082	\$144,566	\$143,362	\$1,270,499
19 Large Industrial (GL, GLH, L, HVPSP) [Fixed]	(\$48,515)	(\$48,515)	(\$21,379)	\$5,980	\$5,980	\$5,952	\$5,925	\$5,897	\$5,897	\$5,897	\$5,843	\$5,760	(\$65,277)
20 Large Industrial (GL, GLH, L, HVPSP) [Variable]	\$187,567	\$186,947	\$141,224	\$108,668	\$108,367	\$108,367	\$108,240	\$107,042	\$106,926	\$106,926	\$107,015	\$106,656	\$1,483,945
21 Total E-Factor Revenue	(\$123,423)	(\$147,355)	\$38,401	\$340,414	\$319,174	\$259,452	\$229,596	\$236,588	\$263,074	\$249,085	\$235,859	\$238,368	\$2,139,233
<b>D. E-Factor Revenue, Incl. GRT (Note 2)</b>													
22 Residential (RS, RM, RA)	\$55,796	\$56,288	\$114,806	\$224,428	\$223,178	\$151,093	\$111,005	\$122,671	\$160,468	\$145,653	\$121,092	\$131,805	\$1,618,284
23 Small & Medium Commercial (GS, GM, GMH)	(\$131,830)	(\$149,506)	(\$107,638)	(\$23,140)	(\$31,788)	(\$27,405)	(\$23,469)	(\$23,943)	(\$26,182)	(\$26,205)	(\$23,418)	(\$26,152)	(\$620,674)
24 Small and Medium Industrial (GM, GMH)	(\$23,170)	(\$30,590)	(\$39,280)	(\$30,719)	(\$41,491)	(\$36,714)	(\$31,983)	(\$34,306)	(\$39,683)	(\$39,864)	(\$33,093)	(\$38,383)	(\$419,276)
25 Large Commercial (GL, GLH, L) [Fixed]	(\$127,991)	(\$127,991)	(\$108,798)	(\$89,224)	(\$89,357)	(\$89,357)	(\$89,091)	(\$89,224)	(\$89,489)	(\$89,489)	(\$88,958)	(\$87,772)	(\$1,162,749)
26 Large Commercial (GL, GLH, L) [Variable]	(\$51,738)	(\$51,907)	\$54,360	\$158,576	\$157,128	\$156,614	\$156,207	\$156,201	\$154,558	\$154,179	\$153,830	\$152,351	\$1,350,158
27 Large Industrial (GL, GLH, L, HVPSP) [Fixed]	(\$51,557)	(\$51,557)	(\$22,720)	\$6,355	\$6,355	\$6,326	\$6,296	\$6,267	\$6,267	\$6,267	\$6,209	\$6,121	(\$69,370)
28 Large Industrial (GL, GLH, L, HVPSP) [Variable]	\$199,328	\$198,668	\$150,078	\$115,481	\$115,162	\$115,162	\$115,027	\$113,754	\$113,630	\$113,630	\$113,725	\$113,343	\$1,476,987
29 Total E-Factor Revenue	(\$131,162)	(\$156,594)	\$40,809	\$361,757	\$339,186	\$275,719	\$243,992	\$251,422	\$279,568	\$264,702	\$250,647	\$253,313	\$2,273,361

(1) New rates effective June 1, 2016 reflect the transition of the rate change from May to June

(2) Negative E-factor revenue amounts reflect recouping of an undercollection, positive E-factor revenues amounts reflect refunding of an overcollection

Exhibit 1

Duquesne Light Company  
Rider No. 15A - Phase III Energy Efficiency and Conservation Surcharge  
Reconciliation - April 1, 2016 through March 31, 2017

Expense by Month

A	B	C	D	E	F	G	H	I	J				N
	April-2016	May-2016	June-2016	July-2016	August-2016	September-2016	October-2016	November-2016	December-2016	January-2017	February-2017	March-2017	Total
<b>A. Actual Expense by Customer Class</b>													
1 Residential (RS, RH, RA)	\$529,437	\$252,382	\$409,680	\$90,309	\$51,081	\$702,401	\$767,317	\$556,187	\$1,114,678	\$387,732	\$612,006	\$557,941	\$6,031,152
2 Small & Medium Commercial (GS, GM, GMH)	\$272,599	\$141,012	\$31,981	\$32,499	\$26,168	\$181,343	\$71,502	\$23,385	\$528,829	\$88,601	\$207,226	\$266,944	\$1,872,089
3 Small and Medium Industrial (GM, GMH)	\$98,786	\$11,488	\$5,161	\$6,813	\$12,904	\$96,963	\$11,424	\$3,568	\$63,153	\$14,405	\$6,967	\$35,430	\$367,061
4 Large Commercial (GL, GLH, L) [Fixed]	\$100,154	\$81,651	\$35	\$25,802	\$134,718	\$289,583	\$82,555	\$227,172	\$327,535	\$89,785	\$173,265	\$281,444	\$1,813,698
5 Large Commercial (GL, GLH, L) [Variable]	\$156,130	\$0	\$34,914	\$0	\$0	\$420,628	\$0	\$0	\$0	\$0	\$0	\$70,906	\$682,578
6 Large Industrial (GI, GLH, L, HVPS) [Fixed]	\$653,756	\$93,304	\$41	\$52,361	\$34,561	\$105,021	\$133,412	\$88,332	\$234,973	\$119,621	\$90,456	\$122,362	\$1,728,198
7 Large Industrial (GI, GLH, L, HVPS) [Variable]	\$836,408	\$0	\$37,701	\$0	\$0	\$383,319	\$0	\$0	\$0	\$0	\$0	\$0	\$1,257,428
8 Lighting (AL, SE, SM, SH, PAL)	\$0	\$0	\$0	\$0	\$0	\$0	\$0	\$0	\$0	\$0	\$0	\$0	\$0
9 Unmetered (UMS)	\$0	\$0	\$0	\$0	\$0	\$0	\$0	\$0	\$0	\$0	\$0	\$0	\$0
10 Total	\$2,647,269	\$579,837	\$519,514	\$207,784	\$259,432	\$2,179,258	\$1,066,210	\$898,644	\$2,269,167	\$700,143	\$1,089,921	\$1,335,027	\$13,752,205

**CERTIFICATE OF SERVICE**

I hereby certify that a true and correct copy of the foregoing has been served upon the following persons, in the manner indicated, in accordance with the requirements of 52 Pa. § 1.54 (relating to service by a participant).


**VIA U.S. MAIL**

Bureau of Investigation and Enforcement  
Pennsylvania Public Utility Commission  
400 North Street, 2nd Floor West  
P.O. Box 3265  
Harrisburg, PA 17105-3265

Office of Small Business Advocate  
Commerce Tower, Suite 202  
300 North Second Street  
Harrisburg, PA 17101-1923

Office of Consumer Advocate  
555 Walnut Street  
Forum Place, 5th Floor  
Harrisburg, PA 17101-1923

Bureau of Audits  
Pennsylvania Public Utility Commission  
Commonwealth Keystone Building  
400 North Street, 3<sup>rd</sup> Floor East  
Harrisburg, PA 17120



---

Michael Zimmerman  
Duquesne Light Company  
411 Seventh Avenue, 15-7  
Pittsburgh, PA 15219  
Phone: 412-393-6268  
mzimmerman@duqlight.com

Dated: April 28, 2017

**RECEIVED**

APR 28 2017

PA PUBLIC UTILITY COMMISSION  
SECRETARY'S BUREAU

**UPS CampusShip: View/Print Label**

1. **Ensure there are no other shipping or tracking labels attached to your package.** Select the Print button on the print dialog box that appears. Note: If your browser does not support this function select Print from the File menu to print the label.
2. **Fold the printed label at the solid line below.** Place the label in a UPS Shipping Pouch. If you do not have a pouch, affix the folded label using clear plastic shipping tape over the entire label.
3. **GETTING YOUR SHIPMENT TO UPS Customers with a Daily Pickup**  
Your driver will pickup your shipment(s) as usual.

**Customers without a Daily Pickup**

Take your package to any location of The UPS Store®, UPS Access Point(TM) location, UPS Drop Box, UPS Customer Center, UPS Alliances (Office Depot® or Staples®) or Authorized Shipping Outlet near you. Items sent via UPS Return Services(SM) (including via Ground) are also accepted at Drop Boxes. To find the location nearest you, please visit the Resources area of CampusShip and select UPS Locations.

Schedule a same day or future day Pickup to have a UPS driver pickup all your CampusShip packages.

Hand the package to any UPS driver in your area.

UPS Access Point™	UPS Access Point™	UPS Access Point™
MICRO DINER	CCALLEGHENYCOUNTYMAINBOOKSTORETHE UPS STORE	UPS Access Point™
221 SHILOH ST	845 RIDGE AVE	1735 E CARSON ST
PITTSBURGH ,PA 15211	PITTSBURGH ,PA 15212	PITTSBURGH ,PA 15203


FOLD HERE

ERIN DITOMMASO  
412-393-6020  
DUQUESNE LIGHT  
411 SEVENTH AVENUE  
PITTSBURGH PA 15219

**1.0 LBS LTR 1 OF 1**

**SHIP TO:**

ROSEMARY CHIAVETTA, SECRETARY  
412-393-1541  
PENNSYLVANIA PUC  
400 NORTH STREET, 2ND FLOOR  
COMMONWEALTH KEYSTONE BUILDING  
**HARRISBURG PA 17120-0093**




**PA 171 9-20**



**UPS NEXT DAY AIR**

**1**


TRACKING #: 1Z 187 399 01 9268 8679



BILLING: P/P

Cost Center: 004  
Reference # 2: Tishekia Williams

CS 19.2.04. WNINVS0 87.0A 04/2017



004

