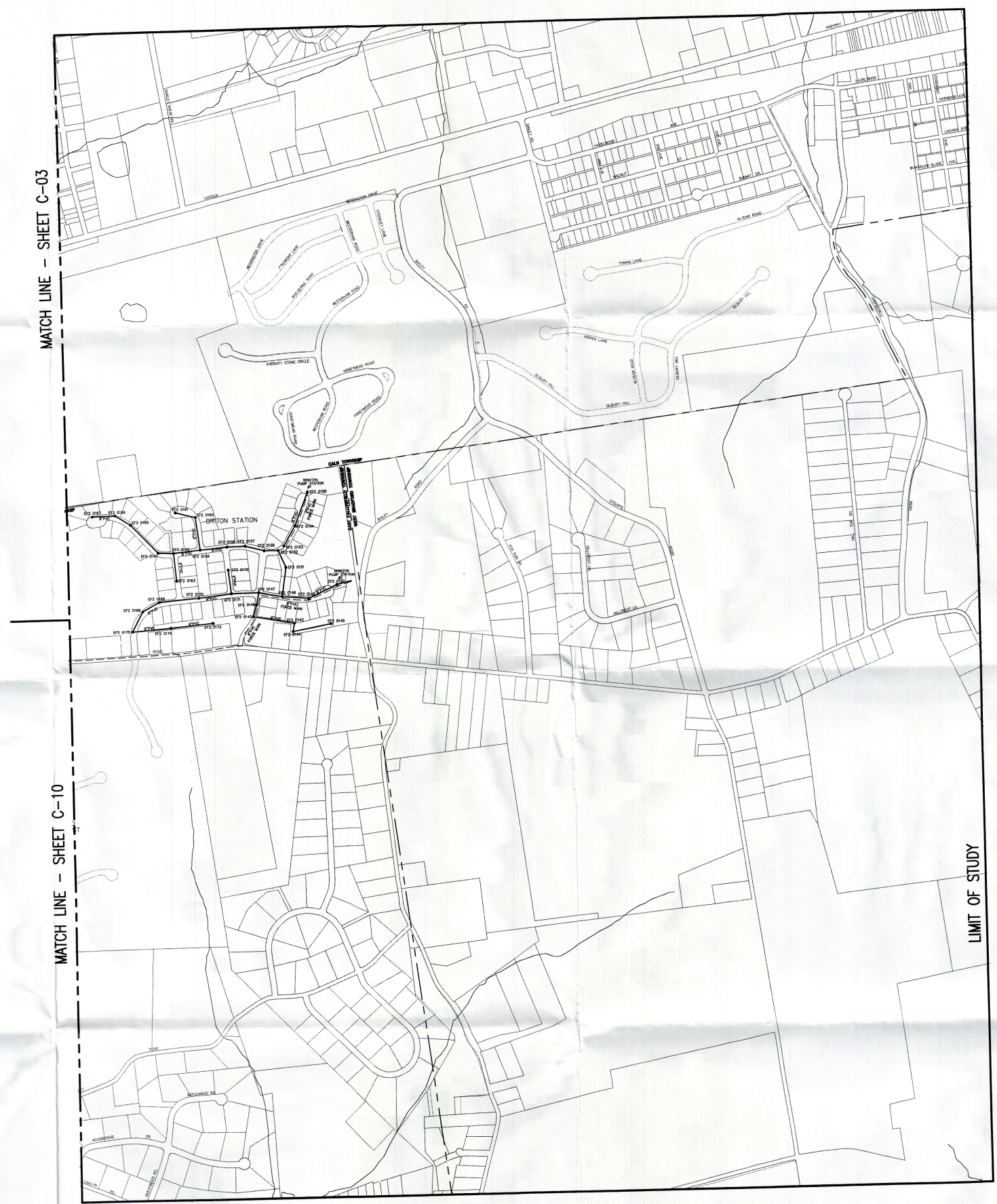


THIS DRAWING DOES NOT INCLUDE NECESSARY COMPONENTS FOR CONSTRUCTION SAFETY. ALL CONSTRUCTION MUST BE DONE IN COMPLIANCE WITH THE CURRENT OCCUPATIONAL SAFETY AND HEALTH ACT AND ALL RULES AND REGULATIONS THERETO AND APPURTENANT.



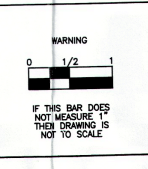
R:\PA\_PAWC\20592391\CAD\Curren\C-04.dwg, 2/23/2009 9:35 AM, Robert Seale, KP6000.pc3, Arch D (24 x 36 inches), 1"=0' REF

SOURCE: PENNSYLVANIA AMERICAN WATER COMPANY  
THIS DRAWING IS INTENDED FOR ACT 537 SEWAGE FACILITIES PLANNING PURPOSES ONLY.


LEGEND:

GRAVITY SEWER & MANHOLE	
FORCE MAIN	
FLOW DIRECTION	
MUNICIPAL BOUNDARY	
DRAINAGE BASIN BOUNDARIES	
LIMIT OF STUDY	

REV	DESCRIPTION OF REVISION	BY	DATE
1	REVISED PER COMMENTS	RS	1/7/08
2	REVISED PER PAWC MH NUMBERING	RS	1/7/08
3	REVISED PER COLLECTION & CONVEYANCE SYSTEM IMPROVEMENTS	RS	1/13/08
4	REVISED PROJECT TITLE	RS	2-23-08



WARNING  
IF THIS BAR DOES NOT MEASURE 1" THEN DRAWING IS NOT TO SCALE



**URS**  
1200 Philadelphia Pike  
Wilmington, DE 19809  
Tel: 302.791.0700  
Fax: 302.791.0708

APPROVED BY:	
SCALE	1"=500'
DESIGNED	SC
DRAWN	RS
CHECKED	CW
DATE	JAN. 10, 2008

PENNSYLVANIA AMERICAN WATER COMPANY  
**MAP III - 1**  
**EXISTING COLLECTION AND CONVEYANCE SYSTEM AND PROPOSED IMPROVEMENTS**

REVISION	<b>3</b>
PROJECT	20592391
DRAWING	<b>C-04</b>
SHEET OF	