

Edward T. Fisher
Direct Dial: (215) 501-7846
efisher@griesinglaw.com

July 30, 2020

Rosemary Chiavetta, Secretary
Pennsylvania Public Utility Commission
Commonwealth Keystone Building
400 North Street, Second Floor
Harrisburg, PA 17120

RE: Cynthia Young-Nelson v. PECO Energy Company
PUC Docket No. F-2019-3009953

Dear Ms. Chiavetta:

Enclosed for filing with the Commission are the *Reply Exceptions of Respondent, PECO Energy Company* with regard to the matter referenced above.

I have enclosed a Certificate of Service showing that a copy of the above document was served on the interested parties. Thank you for your time and attention on this matter.

Sincerely Yours,



Edward T. Fisher

EF/

Cc: Certificate of Service

**BEFORE THE
PENNSYLVANIA PUBLIC UTILITY COMMISSION**

Cynthia Young-Nelson Complainant, v. PECO Energy Company Respondent	: : : : : : : : : :	DOCKET NO. F-2019-3009953
---	--	---------------------------

REPLY EXCEPTION OF RESPONDENT, PECO ENERGY COMPANY

PECO Energy Company (“PECO” or “Respondent”) hereby replies to the Exceptions filed by Cynthia Young-Nelson (“Complainant”) in the above referenced matter on July 6, 2020. Complainant’s Exceptions should be denied because she does not explain any error made by Administrative Law Judge Marta Guhl, does not refute PECO’s witness testimony that the Complainant had been receiving regular monthly bills and all readings (other than one estimated bill at a previous service address) were based on actual usage at the current service address, does not refute the evidence offered by PECO into the record showing that she was indeed receiving gas service (as well as electricity) at the subject properties, and the leases that Complainant attached to her Exceptions do not change any of these facts or support her arguments.

I. **FACTUAL BACKGROUND**

Complainant filed a formal complaint against PECO with the Public Utility Commission (“PUC”) on or about May 16, 2019. In this complaint, Complainant alleged that PECO had failed to send Complainant bills on a normal schedule and had sent her estimated bills instead of bills based on actual meter readings, that Complainant’s name was listed incorrectly on her bills despite asking for her listed name to be changed, that Complainant did not wish to be on budget billing and, finally, that PECO refused to issue Complainant a shut off notice which prevented her from applying for “Low Income Home Energy Assistance Program” (“LIHEAP”). On May

23, 2019, PECO filed its answer to Complainant's formal complaint denying all material allegations.

A hearing was held on July 12, 2019. Based on the hearing transcript, exhibits presented by both Complainant and Respondent, and applicable law, ALJ Marta Guhl, on November 5, 2019, issued an Initial Decision (the "Initial Decision") dismissing all of Complainant's claims. ALJ Guhl found that Complainant had failed to provide any evidence, other than her own assertions, that supported her claim that PECO had failed to provide regular billing and had sent her estimated instead of actual bills and thereby failed to satisfy the requisite burden of proof. *See* Initial Decision at 7. Additionally, ALJ Guhl referenced the testimony of PECO's witness Teresa Ferrier, who stated that Complainant had been regularly billed and that Complainant had received only one estimated bill at a previous address but all other readings were based on actual usage. *Id. See also* Initial Decision at 3, ¶¶ 11-12, stating that Complainant had been receiving regular monthly bills, and citing the Hearing Transcript ("Tr.") at 59-60, 71-72 and PECO Hearing Exhibits 1-3.

As to Complainant's claim that her name was listed incorrectly on her bills, ALJ Guhl found that because PECO had made the requested name change following receipt of the formal complaint, the claim was moot and therefore dismissed. *Id.* at 7-8. *See also* Initial Decision at 4, ¶¶ 15-17 (citing Tr. 79-80).

As to the Complainant's assertion that she did not want to be on budget billing, ALJ Guhl found that although Complainant had been on budget billing at a previous service address, this service had subsequently been discontinued and thus Complainant was no longer on budget billing. *Id.* at 8 (citing Tr. 80-82 and PECO Hearing Exhibits 1-3). This claim was also determined to be moot and was dismissed. *Id.* at 8.

Finally, as to Complainant's claim that PECO had failed to issue her a shut off notice making her unable to apply for LIHEAP, PECO's witness testified that such an order was not necessary for Complainant to apply for LIHEAP and that Complainant had a pending informal complaint filed against PECO with the Bureau of Consumer Affairs ("BCS"). *Id.* at 8-9 (citing Tr. 72-73, 76, 77 and PECO Hearing Exhibit 6). ALJ Guhl found that due to the pending BCS complaint, which prompted PECO to suspend collection activities and which prevented PECO from delivering a notice of termination, as well as Complainant's eventual receipt of a LIHEAP grant, there was nothing in the record to show that PECO had committed any violation. This claim was dismissed. Initial Decision at 8 – 9.

PECO's Hearing Exhibits introduced into evidence at the hearing show that Complainant was receiving gas service at 1208 Nate Ellis Dr., Chester PA 19013 (*see* PECO Exhibit 1, the Account Activity Statement for this address); she was receiving gas service at 153 Wayne Ave., Collingdale PA 19023 (*see* PECO Exhibit 2, the Account Activity Statement for this address; *see also* PECO Hearing Exhibit 7, the billing statement for 153 Wayne Ave., Collingdale PA), showing PECO provided both electric and gas service to this address); and she was receiving gas service at 43 Lamport Rd., Upper Darby, PA 19082 (*see* PECO Exhibit 3, the Account Activity Statement for this address).

On July 6, 2020, Complainant filed Exceptions with the PUC. These Exceptions assert that Complainant's lease agreements for 1208 Nate Ellis Drive, Chester Township, PA 19013 and 153 Wayne Avenue, Collingdale, PA 19023 do not evidence the use of gas by any appliances at either address. Complainant further contends that all appliances at these two addresses were powered by electricity. PECO is now filing these Reply Exceptions.

II. **DISCUSSION**

A. **Proof of Gas Use Via Readings Performed by PECO**

As discussed above, Complainant was in fact receiving gas service (in addition to electricity) at both 1208 Nate Ellis Dr., Chester Township, PA and 153 Wayne Ave., Collingdale PA. PECO's Hearing Exhibits 1 and 2, the Account Activity Statements for these respective addresses (which show numerous entries for gas service use), and PECO Hearing Exhibit 7 (the billing statement for 153 Wayne Ave.), show that Complainant was receiving gas (and electricity) service at both of these addresses. Complainant's statement in her Exceptions that her leases do not show gas being used with respect to any appliance at these addresses is self-serving and refuted by the evidence presented at the hearing. As such, Complainant's Exceptions should be denied in their entirety.

B. **Lease Agreements Do Not Prove Existence of Non-Gas Appliances**

In her filed Exception, Complainant attempts to show that the lease agreements which she entered into at her two previous service locations, 1208 Nate Ellis Drive Chester Township, PA 19013 and 153 Wayne Avenue Collingdale, PA 19023, do not show that gas was used to power appliances at either location. Complainant attached three lease agreements, two for the Nate Ellis Drive Address and one for the Wayne Avenue Address.

The 2014 lease agreement for the Nate Ellis Drive address provides a list of utilities including heat, lights/electric, cooking, water and other. Complainant's Exception at 5. Although gas is not listed among the specified utilities, there is no evidence that gas was not used to supply energy for purposes of heating and/or cooking, utility payments for which Complainant was responsible. Complainant's presented evidence is thus inconclusive, contradicted by the evidence presented by PECO at the hearing, and does satisfy the required burden of proof.

The 2017 lease agreement for the same property also provides a list of utilities. Complainant's Exception at 25-26. Although this list indicates that electricity was used to provide power for cooking, lighting and running of general household appliances, it is similar to the list in the previous lease agreement in that it is inconclusive as to whether gas was used for purposes of heat and hot water. *Id.* Additionally, in another section of the lease agreement, electrical service is listed as a separate service alongside plumbing and heating. *Id.* at 32 at ¶ I.

The lease agreement for the Wayne Avenue property includes a utility list similar to the other two lease agreements. *Id.* at 15. In the line for "gas" the column under "Landlord Pays" lists "N/A" while the column under "Tenant Pays" lists "x," presumably indicating that the tenant is to pay for that utility. *Id.* Again, there is nothing indicating whether hot water and heat were powered by gas or electricity. The conflicting "N/A" and "X" listings for payment of gas service and the lack of clarity regarding how water and heat were powered do not provide sufficient evidence that allows Complainant to meet the burden of proof necessary to have her Exceptions sustained.

Thus, Complainant's Exceptions offer no support for her argument that she was not using gas service provided by PECO at the two subject addresses. Further, PECO's Hearing Exhibits clearly show that she was in fact using gas at these properties. Thus, Complainant's Exceptions should be denied in their entirety.

III. CONCLUSION

WHEREFORE, for the reasons set forth above, PECO respectfully requests that the Commission deny the Exceptions in their entirety and issue an Order upholding the Initial Decision in its entirety.

July 31, 2020

Respectfully submitted,

A handwritten signature in blue ink that reads "Edward T. Fisher". The signature is written in a cursive style with a large initial "E".

Edward T. Fisher, Esquire
Counsel for PECO Energy Company
Griesing Law, LLC
1880 John F. Kennedy Blvd., Suite 1800
Philadelphia, PA 19103
215-618-3720

**BEFORE THE
PENNSYLVANIA PUBLIC UTILITY COMMISSION**

Cynthia Young-Nelson Complainant, v. PECO Energy Company Respondent	: : : : : : : : : :	DOCKET NO. F-2019-3009953
---	--	---------------------------

VERIFICATION

I, Edward T. Fisher, Esquire, hereby declare that I am counsel for PECO Energy Company; that as such I am authorized to make this verification on its behalf; that the facts set forth in the foregoing Pleading are true to the best of my knowledge, information and belief, and that I make this verification subject to the penalties of 18 Pa. C.S. § 4904 pertaining to false statements to authorities.



Date: July 31, 2020

Edward T. Fisher

**BEFORE THE
PENNSYLVANIA PUBLIC UTILITY COMMISSION**

Cynthia Young-Nelson	:	
Complainant,	:	
	:	DOCKET NO. F-2019-3009953
v.	:	
	:	
PECO Energy Company	:	
Respondent	:	

CERTIFICATE OF SERVICE

I, Edward T. Fisher, Esquire, hereby certify that I have this day served a true copy of the foregoing Reply Exceptions upon the parties listed below, in accordance with the requirements of 52 Pa. Code § 1.54.

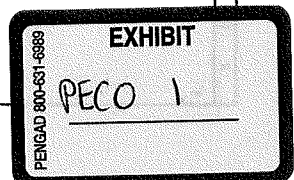
Cynthia Young-Nelson
43 Lamport Rd.
Upper Darby, PA 19082

Dated at Philadelphia, Pennsylvania, July 31, 2020.



Edward T. Fisher, Esquire
Counsel for PECO Energy Company
Griesing Law, LLC
1880 John F. Kennedy Blvd., Suite 1800
Philadelphia, PA 19103
215-618-3720

EXHIBIT 1



A	B	C	D	E	F	G	H	I	J	K	L	M	N	O	P	Q		
1	Account Number: 485426061		Service Address:						Current Bill:	\$2,033.26	Account Balance: \$0							
2	Account Name: CYNTHIA YOUNG-NELSON		1208 NATE ELLIS DR					Billed Prior:	\$1,053.04									
3	Account Status: FINAL		CHESTER, PA 19013					Balance Due:	\$0.00									
4	Meter Bill Group: 17							Credit Amount:	\$0.00									
5			Mail To:					Deposit Requested:	\$0.00									
6			CYNTHIA YOUNG-NELSON					Deposit On-Hand:	\$0.00									
7			153 WAYNE AVE					Cap Pre-program Arrears:	\$0.00									
8			CHESTER, PA 19013					Payment Agreement Balance:	\$0.00									
9								Rates:										
10								Cap FOD Electric Residential Service										
11								Cap FOD Gas Residential Service										
12	Account Transaction Activity																	
Transaction Dt	Product Type	Credit Source	Billing Period	Read	Reading Type	Meter Equip Cd	KWH	KW	CD	Transaction Amount	Balance Forward	Current Charges	Am't Due	Bill Due Dt	Total Balance	Reading Degr	Deferral Amt	
02/25/2014	GAS SERVICE		02/20/2014-02/29/2014	2837	ACTUAL	18784842	51	0	5	\$6.18	\$0.00	\$21.12	\$21.12	03/19/2014	\$21.12	85	\$0.00	
02/25/2014	ELECTRIC SERVICE		02/20/2014-02/29/2014	4534	ACTUAL	11446474				\$8.94	\$0.00	\$21.12	\$31.12	03/19/2014	\$31.12	85	\$0.00	
02/25/2014	CONNECTION CHARGE - STANDARD									\$6.00								
02/25/2014	End of Month Balance									\$0.22					\$21.12			
03/26/2014	LATE PAYMENT CHANGE		02/24/2014-03/25/2014	5107	ACTUAL	11446474	583	0	0	\$32.00	\$21.34	\$27.86	\$49.20	04/17/2014	\$49.20	833	\$0.00	
03/26/2014	GAS SERVICE		02/24/2014-03/25/2014	2881	ACTUAL	18784842			54	\$15.86	\$21.34	\$27.86	\$49.20	04/17/2014	\$49.20	833	\$0.00	
03/26/2014	End of Month Balance									\$0.64					\$49.20			
04/24/2014	LATE PAYMENT CHANGE		03/25/2014-04/23/2014	5986	ACTUAL	11446474	879	0		\$42.78	\$49.84	\$52.78	\$102.62	05/19/2014	\$102.62	406	\$0.00	
04/24/2014	ELECTRIC SERVICE		03/25/2014-04/23/2014	2906	ACTUAL	18784842		0	25	\$10.00	\$49.84	\$52.78	\$102.62	05/19/2014	\$102.62	406	\$0.00	
04/30/2014	End of Month Balance									\$0.41					\$102.62			
05/09/2014	Former address balance from 1601 CLIFTON AVE SHARON HILL, PA 19079									\$1,218.47								
05/21/2014	LATE PAYMENT CHANGE		04/23/2014-05/22/2014	2924	ACTUAL	18784842		0	18	\$10.00	\$1,358.47	\$30.14	\$1,388.61	06/17/2014	\$1,388.61	103	\$0.00	
05/23/2014	GAS SERVICE		04/23/2014-05/22/2014	6712	ACTUAL	11446474	726	0		\$20.14	\$1,358.47	\$30.14	\$1,388.61	06/17/2014	\$1,388.61	103	\$0.00	
05/23/2014	End of Month Balance									\$10.00					\$1,388.61			
06/24/2014	ELECTRIC SERVICE		05/22/2014-06/23/2014	2940	ACTUAL	18784842		0	16	\$61.80	\$1,388.61	\$71.60	\$1,460.21	07/18/2014	\$1,460.21		\$0.00	
06/24/2014	ELECTRIC SERVICE		05/22/2014-06/23/2014	7731	ACTUAL	11446474	1013	0		\$0.41					\$1,460.21			
06/30/2014	End of Month Balance									\$0.41					\$1,460.21			
07/21/2014	LATE PAYMENT CHANGE		06/23/2014-07/23/2014	2954	ACTUAL	18784842		0	14	\$10.00	\$1,460.62	\$74.69	\$1,535.31	08/15/2014	\$1,535.31		\$0.00	
07/24/2014	ELECTRIC SERVICE		06/23/2014-07/23/2014	8860	ACTUAL	11446474	1129	0		\$64.69	\$1,460.62	\$74.69	\$1,535.31	08/15/2014	\$1,535.31		\$0.00	
07/31/2014	End of Month Balance									\$1.53					\$1,535.31			
08/20/2014	LATE PAYMENT CHANGE		07/23/2014-08/21/2014	1003	ACTUAL	11446474	1165	0	13	\$69.66	\$1,536.84	\$79.66	\$1,616.50	09/15/2014	\$1,616.50		\$0.00	
08/22/2014	ELECTRIC SERVICE		07/23/2014-08/21/2014	2967	ACTUAL	18784842		0		\$10.00	\$1,536.84	\$79.66	\$1,616.50	09/15/2014	\$1,616.50		\$0.00	
08/29/2014	End of Month Balance									\$146.70					\$1,616.50			
09/12/2014	LATE PAYMENT CHANGE									\$0.53								
09/23/2014	GAS SERVICE		08/21/2014-09/22/2014	2980	ACTUAL	18784842		0	13	\$10.00	\$1,470.53	\$78.82	\$1,549.15	10/15/2014	\$1,549.15		\$0.00	
09/23/2014	ELECTRIC SERVICE		08/21/2014-09/22/2014	1191	ACTUAL	11446474	1168	0		\$68.82	\$1,470.53	\$78.82	\$1,549.15	10/15/2014	\$1,549.15		\$0.00	
09/30/2014	End of Month Balance									\$1.71					\$1,549.15			
10/21/2014	LATE PAYMENT CHANGE		09/22/2014-10/21/2014	1238	ACTUAL	11446474	1047	0		\$64.67	\$1,550.86	\$74.67	\$1,625.53	11/19/2014	\$1,625.53	44	\$0.00	
10/23/2014	ELECTRIC SERVICE		09/22/2014-10/21/2014	2994	ACTUAL	18784842		0	14	\$10.00	\$1,550.86	\$74.67	\$1,625.53	11/19/2014	\$1,625.53	44	\$0.00	
10/23/2014	End of Month Balance									\$160.54					\$1,625.53			
11/04/2014	LATE PAYMENT CHANGE									\$0.42								
11/28/2014	ELECTRIC SERVICE		10/21/2014-11/29/2014	1387	ACTUAL	11446474	1149	0	0	\$79.23	\$1,465.41	\$89.23	\$1,554.64	12/12/2014	\$1,554.64	406	\$0.00	
11/20/2014	GAS SERVICE		10/21/2014-11/19/2014	3016	ACTUAL	18784842		0	22	\$10.00	\$1,465.41	\$89.23	\$1,554.64	12/12/2014	\$1,554.64	406	\$0.00	
11/26/2014	End of Month Balance									\$1.76					\$1,554.64			
12/23/2014	LATE PAYMENT CHANGE		11/19/2014-12/22/2014	14819	ACTUAL	11446474	1432	0		\$127.49	\$1,556.40	\$138.88	\$1,695.28	01/16/2015	\$1,695.28	799	\$0.00	
12/23/2014	ELECTRIC SERVICE		11/19/2014-12/22/2014	3057	ACTUAL	18784842		0	41	\$11.39	\$1,556.40	\$138.88	\$1,695.28	01/16/2015	\$1,695.28	799	\$0.00	
12/31/2014	End of Month Balance									\$3.85					\$1,695.28			
01/23/2015	LATE PAYMENT CHANGE		12/22/2014-01/26/2015	18673	ACTUAL	11446474	1854	0		\$19.88	\$1,696.13	\$202.14	\$1,901.27	02/18/2015	\$1,901.27	1060	\$0.00	
01/23/2015	ELECTRIC SERVICE		12/22/2014-01/26/2015	3096	ACTUAL	18784842		0	39	\$10.28	\$1,696.13	\$202.14	\$1,901.27	02/18/2015	\$1,901.27	1060	\$0.00	
01/30/2015	End of Month Balance														\$1,751.27			

A	B	C	D	E	F	G	H	I	J	K	L	M	N	O	P	Q	R
Transaction ID	Product Type	Credit Source	Billing Period	Read	Reading Type	Meter Equip. Cd.	MWH	KW	CCF	Transaction Amount	Balance Forward	Current Charges	Amnt Due	Bill Due Dt	Goal	Heading Degree	Budget Bill
13	01/30/2015	GAS SERVICE	01/30/2015-02/24/2015	3133	ACTUAL	18784842	1879	0	37	-\$150.00	\$1,751.27	\$205.55	\$1,956.92	03/18/2015	\$1,956.92	1113	\$1,956.92
54	02/24/2015	ELECTRIC SERVICE	01/28/2015-02/24/2015	18552	ACTUAL	114466474	1879	0		\$195.65	\$1,751.27	\$205.65	\$1,956.92	03/18/2015	\$1,956.92	1113	\$1,956.92
65	02/27/2015	End of Month Balance															\$0.00
67	03/12/2015	LIHEAP PAYMENT								-\$156.67							\$1,956.92
69	03/13/2015	PAYMENT AGREEMENT								-\$1,800.25							\$1,956.92
70	03/13/2015	OFFERED PAYMENT								\$205.65							\$0.00
71	03/24/2015	GAS SERVICE	02/24/2015-03/24/2015	3162	ACTUAL	18784842	1568	0	29	\$10.00	\$0.00	\$425.47	\$425.47	04/15/2015	\$425.47	810	\$0.00
72	03/24/2015	ELECTRIC SERVICE	02/24/2015-03/24/2015	20120	ACTUAL	114466474	1568	0		\$148.38	\$0.00	\$425.47	\$425.47	04/15/2015	\$425.47	810	\$0.00
73	03/24/2015	DEFERRED PAYMENT															\$0.00
74	03/24/2015	AGREEMENT								\$66.44							\$0.00
75	03/24/2015	BILL DUE DPA								\$1,528.16							\$0.00
76	03/24/2015	End of Month Balance															\$0.00
77	04/22/2015	ELECTRIC SERVICE	03/24/2015-04/22/2015	21402	ACTUAL	114466474	1282	0	20	\$101.27	\$1,953.63	\$111.27	\$2,064.90	05/14/2015	\$2,064.90	374	\$0.00
78	04/22/2015	GAS SERVICE	03/24/2015-04/22/2015	3182	ACTUAL	18784842	1879	0		\$10.00	\$1,953.63	\$111.27	\$2,064.90	05/14/2015	\$2,064.90	374	\$0.00
79	04/30/2015	End of Month Balance															\$0.00
80	05/12/2015	GAS SERVICE	04/22/2015-05/12/2015	3201	ACTUAL	18784842	947	0	19	\$10.00	\$2,064.90	\$109.00	\$2,173.90	06/12/2015	\$2,173.90	19	-\$24.05
81	05/21/2015	ELECTRIC SERVICE	04/22/2015-05/21/2015	22349	ACTUAL	114466474	947	0		\$51.95	\$2,064.90	\$109.00	\$2,173.90	06/12/2015	\$2,173.90	19	-\$24.05
82	05/29/2015	BUDGET BILLING								\$109.00							-\$24.05
83	06/12/2015	End of Month Balance															\$0.00
84	06/22/2015	ELECTRIC SERVICE	05/21/2015-06/22/2015	23370	ACTUAL	114466474	1021	0	17	\$112.00	\$2,064.90	\$109.00	\$2,173.90	07/14/2015	\$2,173.90	17	-\$85.53
85	06/22/2015	GAS SERVICE	05/21/2015-06/22/2015	3218	ACTUAL	18784842	1021	0		\$60.52	\$2,064.90	\$109.00	\$2,173.90	07/14/2015	\$2,173.90	17	-\$85.53
86	06/22/2015	BUDGET BILLING								\$109.00							-\$85.53
87	06/30/2015	End of Month Balance															\$0.00
88	07/22/2015	ELECTRIC SERVICE	06/22/2015-07/22/2015	24421	ACTUAL	114466474	1051	0	14	\$51.75	\$2,173.90	\$109.00	\$2,279.90	08/13/2015	\$2,279.90	14	-\$131.78
89	07/22/2015	GAS SERVICE	06/22/2015-07/22/2015	3232	ACTUAL	18784842	1051	0		\$10.00	\$2,173.90	\$109.00	\$2,279.90	08/13/2015	\$2,279.90	14	-\$131.78
90	07/22/2015	BUDGET BILLING								\$109.00							-\$131.78
91	07/31/2015	End of Month Balance															\$0.00
92	08/20/2015	ELECTRIC SERVICE	07/22/2015-08/20/2015	25597	ACTUAL	114466474	1176	0	14	\$70.81	\$2,279.90	\$109.00	\$2,388.90	09/11/2015	\$2,388.90	14	-\$159.97
93	08/20/2015	GAS SERVICE	07/22/2015-08/20/2015	3246	ACTUAL	18784842	1176	0		\$10.00	\$2,279.90	\$109.00	\$2,388.90	09/11/2015	\$2,388.90	14	-\$159.97
94	08/20/2015	BUDGET BILLING								\$109.00							-\$159.97
95	08/31/2015	End of Month Balance															\$0.00
96	09/01/2015	PAYMENT								-\$98.22							\$0.00
97	09/21/2015	GAS SERVICE	08/20/2015-09/21/2015	3261	ACTUAL	18784842	1235	0	15	\$10.00	\$2,302.68	\$98.00	\$2,400.68	10/13/2015	\$2,400.68	15	-\$166.90
98	09/21/2015	ELECTRIC SERVICE	08/20/2015-09/21/2015	28833	ACTUAL	114466474	1235	0		\$81.07	\$2,302.68	\$98.00	\$2,400.68	10/13/2015	\$2,400.68	15	-\$166.90
99	09/21/2015	BUDGET BILLING								\$98.00							-\$166.90
100	09/30/2015	End of Month Balance															\$0.00
101	10/02/2015	PAYMENT								-\$80.81							\$0.00
102	10/20/2015	ELECTRIC SERVICE	09/21/2015-10/20/2015	27904	ACTUAL	114466474	1071	0	14	\$70.30	\$2,319.87	\$98.00	\$2,417.87	11/12/2015	\$2,417.87	14	-\$184.60
103	10/20/2015	GAS SERVICE	09/21/2015-10/20/2015	3275	ACTUAL	18784842	1071	0		\$10.00	\$2,319.87	\$98.00	\$2,417.87	11/12/2015	\$2,417.87	14	-\$184.60
104	10/20/2015	BUDGET BILLING								\$98.00							-\$184.60
105	10/20/2015	End of Month Balance															\$0.00
106	11/19/2015	ELECTRIC SERVICE	10/20/2015-11/19/2015	28850	ACTUAL	114466474	1045	0	15	\$66.61	\$2,417.87	\$98.00	\$2,515.87	12/11/2015	\$2,515.87	15	-\$205.99
107	11/19/2015	GAS SERVICE	10/20/2015-11/19/2015	3290	ACTUAL	18784842	1045	0		\$10.00	\$2,417.87	\$98.00	\$2,515.87	12/11/2015	\$2,515.87	15	-\$205.99
108	11/19/2015	BUDGET BILLING								\$98.00							-\$205.99
109	11/30/2015	End of Month Balance															\$0.00
110	12/17/2015	LIHEAP PAYMENT								-\$184.00							\$0.00
111	12/17/2015	ELECTRIC SERVICE	11/19/2015-12/17/2015	29876	ACTUAL	114466474	926	0	22	\$49.99	\$2,331.87	\$98.00	\$2,429.87	01/12/2016	\$2,429.87	22	-\$244.00
112	12/17/2015	GAS SERVICE	11/19/2015-12/17/2015	3312	ACTUAL	18784842	926	0		\$10.00	\$2,331.87	\$98.00	\$2,429.87	01/12/2016	\$2,429.87	22	-\$244.00
113	12/21/2015	BUDGET BILLING								\$98.00							-\$244.00
114	12/31/2015	End of Month Balance															\$0.00
115	01/25/2016	GAS SERVICE	12/21/2015-01/25/2016	3349	ACTUAL	18784842	1400	0	37	\$10.15	\$2,429.87	\$84.00	\$2,513.87	02/16/2016	\$2,513.87	37	-\$197.78
116	01/25/2016	ELECTRIC SERVICE	12/21/2015-01/25/2016	31276	ACTUAL	114466474	1400	0		\$120.06	\$2,429.87	\$84.00	\$2,513.87	02/16/2016	\$2,513.87	37	-\$197.78
117	01/25/2016	BUDGET BILLING								\$84.00							-\$197.78
118	01/29/2016	End of Month Balance															\$0.00
119	02/23/2016	ELECTRIC SERVICE	01/25/2016-02/23/2016	32426	ACTUAL	114466474	1150	0	32	\$84.31	\$2,513.87	\$84.00	\$2,597.87	03/16/2016	\$2,597.87	32	-\$187.47
120	02/23/2016	GAS SERVICE	01/25/2016-02/23/2016	3381	ACTUAL	18784842	1150	0		\$10.00	\$2,513.87	\$84.00	\$2,597.87	03/16/2016	\$2,597.87	32	-\$187.47
121	02/23/2016	BUDGET BILLING								\$84.00							-\$187.47
122	02/29/2016	End of Month Balance															\$0.00
123	03/17/2016	LIHEAP PAYMENT								-\$500.00							\$0.00
124	03/23/2016	PAYMENT AGREEMENT								-\$2,097.87							\$0.00
125	03/23/2016	DEFERRED PAYMENT								\$84.00							\$0.00
126	03/24/2016	GAS SERVICE	02/23/2016-03/24/2016	3411	ACTUAL	18784842	1033	0	30	\$10.00	\$0.00	\$223.94	\$223.94	04/18/2016	\$223.94	30	-\$196.46
127	03/24/2016	ELECTRIC SERVICE	02/23/2016-03/24/2016	33459	ACTUAL	114466474	1033	0		\$65.01	\$0.00	\$223.94	\$223.94	04/18/2016	\$223.94	30	-\$196.46

A	B	C	D	E	F	G	H	I	J	K	L	M	N	O	P	Q	R
Transaction Dt	Product Type	Credit Source	Billing Period	Rate	Reading Type	Meter Equip Ctl	MWH	MW	CD	Transaction Amount	Balance Forward	Current Charges	Am Due	Bill Date	12/31 Balance	Heating Degree Days	Budget Deferral Amt
13	03/29/2015	BUDGET BILLING															
128	03/29/2015	BUDGET BILLING															
129	03/29/2015	AGREEMENT															
130	03/31/2015	End of Month Balance															
131	04/06/2015	BILL OUT DPA															
132	04/21/2015	GAS SERVICE	03/24/2015-04/21/2015	3433	ACTUAL	18784842		0	22	\$1,957.93	\$2,181.87	\$84.00	\$2,065.87	05/13/2015	\$2,046.11	333	\$219.76
133	04/21/2015	ELECTRIC SERVICE	03/24/2015-04/21/2015	34395	ACTUAL	114466474	936	0		\$50.70	\$2,181.87	\$84.00	\$2,265.87	05/13/2015	\$2,046.11	333	\$219.76
134	04/21/2015	BUDGET BILLING															
135	04/29/2015	End of Month Balance															
136	05/18/2015	LATE PAYMENT CHARGE															
137	05/20/2015	GAS SERVICE	04/21/2015-05/20/2015	3453	ACTUAL	18784842		0	20	\$30.03	\$2,295.90	\$101.00	\$2,396.90	06/13/2015	\$2,160.59	208	\$236.31
138	05/20/2015	ELECTRIC SERVICE	04/21/2015-05/20/2015	35235	ACTUAL	114466474	840	0		\$60.31	\$2,295.90	\$101.00	\$2,396.90	06/13/2015	\$2,160.59	208	\$236.31
139	05/20/2015	BUDGET BILLING															
140	05/27/2015	RECONNECT FEE - CUF-															
141	05/31/2015	OUT NON-PAY															
142	06/14/2015	End of Month Balance															
143	06/20/2015	LATE PAYMENT CHARGE															
144	06/24/2015	ELECTRIC SERVICE	05/20/2015-06/24/2015	36078	ACTUAL	114466474	843	0	24	\$8.71	\$2,294.58	\$101.00	\$2,395.58	07/18/2015	\$2,142.13		\$253.45
145	06/24/2015	GAS SERVICE	05/20/2015-06/24/2015	3417	ACTUAL	18784842		0		\$57.16	\$2,294.58	\$101.00	\$2,395.58	07/18/2015	\$2,142.13		\$253.45
146	06/24/2015	BUDGET BILLING															
147	06/30/2015	End of Month Balance															
148	07/07/2015	UHEAP PAYMENT															
149	07/18/2015	PAYMENT															
150	07/21/2015	ELECTRIC SERVICE	06/24/2015-07/21/2015	37027	ACTUAL	114466474	598	0	16	\$75.21	\$2,155.87	\$101.00	\$2,256.87	08/12/2015	\$1,999.17		\$257.70
151	07/21/2015	GAS SERVICE	06/24/2015-07/21/2015	3493	ACTUAL	18784842		0		\$215.54	\$2,155.87	\$101.00	\$2,256.87	08/12/2015	\$1,999.17		\$257.70
152	07/21/2015	BUDGET BILLING															
153	07/29/2015	End of Month Balance															
154	08/22/2015	ELECTRIC SERVICE	07/21/2015-08/22/2015	38366	ACTUAL	114466474	1339	0	20	\$130.99	\$2,256.87	\$101.00	\$2,357.87	09/13/2015	\$2,154.41		\$203.46
155	08/22/2015	GAS SERVICE	07/21/2015-08/22/2015	3513	ACTUAL	18784842		0		\$24.25	\$2,256.87	\$101.00	\$2,357.87	09/13/2015	\$2,154.41		\$203.46
156	08/22/2015	BUDGET BILLING															
157	08/31/2015	End of Month Balance															
158	09/20/2015	ELECTRIC SERVICE	08/22/2015-09/20/2015	39355	ACTUAL	114466474	1089	0	21	\$97.07	\$2,357.87	\$101.00	\$2,458.87	10/12/2015	\$2,254.41		\$182.57
159	09/20/2015	GAS SERVICE	08/22/2015-09/20/2015	3534	ACTUAL	18784842		0		\$24.42	\$2,357.87	\$101.00	\$2,458.87	10/12/2015	\$2,254.41		\$182.57
160	09/20/2015	BUDGET BILLING															
161	09/30/2015	End of Month Balance															
162	10/19/2015	GAS SERVICE	09/20/2015-10/19/2015	3557	ACTUAL	18784842		0	23	\$25.48	\$2,458.87	\$101.00	\$2,559.87	11/10/2015	\$2,386.05	24	\$173.82
163	10/19/2015	ELECTRIC SERVICE	09/20/2015-10/19/2015	40459	ACTUAL	114466474	1004	0		\$84.67	\$2,458.87	\$101.00	\$2,559.87	11/10/2015	\$2,386.05	24	\$173.82
164	10/19/2015	BUDGET BILLING															
165	10/20/2015	End of Month Balance															
166	10/31/2015	End of Month Balance															
167	11/17/2015	ELECTRIC SERVICE	10/19/2015-11/17/2015	41044	ACTUAL	114466474	585	0	30	\$12.00	\$101.00	\$114.66	\$215.66	12/09/2015	\$18.63	290	\$234.29
168	11/17/2015	GAS SERVICE	10/19/2015-11/17/2015	3587	ACTUAL	18784842		0		\$28.53	\$101.00	\$114.66	\$215.66	12/09/2015	\$18.63	290	\$234.29
169	11/17/2015	ARRARAGE															
170	11/17/2015	BUDGET BILLING															
171	11/30/2015	End of Month Balance															
172	12/20/2015	GAS SERVICE	11/17/2015-12/20/2015	3648	ACTUAL	18784842		0	61	\$46.99	\$215.66	\$114.66	\$330.32	01/11/2016	\$54.02	745	\$276.30
173	12/20/2015	ELECTRIC SERVICE	11/17/2015-12/20/2015	42078	ACTUAL	114466474	1034	0		\$12.00	\$215.66	\$114.66	\$330.32	01/11/2016	\$54.02	745	\$276.30
174	12/20/2015	BUDGET BILLING															
175	12/20/2015	ARRARAGE															
176	12/30/2015	End of Month Balance															
177	01/13/2016	UHEAP PAYMENT															
178	01/23/2016	INPA FORGIVEN - RATE															
179	01/23/2016	INPA FORGIVEN - CASE															
180	01/24/2017	ELECTRIC SERVICE	12/20/2015-01/24/2017	43134	ACTUAL	114466474	1055	0		\$28.12	\$80.32	\$34.66	\$114.98	02/15/2017	\$124.06	915	\$239.04
181	01/24/2017	GAS SERVICE	12/20/2015-01/24/2017	3713	ACTUAL	18784842		0	65	\$46.26	\$80.32	\$34.66	\$114.98	02/15/2017	\$124.06	915	\$239.04
182	01/24/2017	ARRARAGE															
183	01/24/2017	BUDGET BILLING															
184	01/31/2017	End of Month Balance															
185	02/22/2017	GAS SERVICE	01/24/2017-02/22/2017	3772	ACTUAL	18784842		0	59	\$33.55	\$114.98	\$34.66	\$149.64	03/16/2017	\$65.85	713	\$215.49
186	02/22/2017	ELECTRIC SERVICE	01/24/2017-02/22/2017	44077	ACTUAL	114466474	943	0		\$12.00	\$114.98	\$34.66	\$149.64	03/16/2017	\$65.85	713	\$215.49
187	02/22/2017	ARRARAGE															

A	B	C	D	E	F	G	H	I	J	K	L	M	N	O	P	Q	R
Transaction ID	Product Type	Credit Source	Billing Period	Real	Reading Type	Meter Equip. ID	RWH	MM	CCR	Transaction Amount	Balance Forward	Current Charges	Am't Due	Bill Due Dt	Total Charge	Reading Date	Budget Deficit Amt
13	BUDGET BILLING																
138	02/29/2017	End of Month Balance	02/22/2017-08/23/2017	3830	ACTUAL	18784842	1324	0	58	\$21.00	\$41.48	\$34.66	\$184.30	04/17/2017	\$2,283.76	645	\$183.01
139	03/29/2017	GAS SERVICE	02/22/2017-08/23/2017	45243	ACTUAL	114466474	1166	0			\$51.48	\$34.66	\$184.30	04/17/2017	\$1,291.29	645	\$183.01
191	03/29/2017	INPA IN PROGRAM									\$12.00	\$34.66	\$184.30	04/17/2017	\$1,291.29	645	\$183.01
192	03/29/2017	ARRERAGE									\$13.66	\$34.66	\$184.30	04/17/2017	\$1,291.29	645	\$183.01
193	03/29/2017	BUDGET BILLING									\$21.00	\$34.66	\$184.30	04/17/2017	\$1,291.29	645	\$183.01
194	03/31/2017	End of Month Balance									\$39.77	\$34.66	\$184.30	04/17/2017	\$1,291.29	645	\$183.01
195	04/21/2017	GAS SERVICE	03/23/2017-04/21/2017	3877	ACTUAL	18784842	1264	0	47	\$39.08	\$184.30	\$34.66	\$218.96	05/15/2017	\$88.23	300	\$129.73
196	04/21/2017	ELECTRIC SERVICE	03/23/2017-04/21/2017	46507	ACTUAL	114466474	1264	0			\$35.20	\$34.66	\$218.96	05/15/2017	\$88.23	300	\$129.73
197	04/21/2017	INPA IN PROGRAM									\$13.66	\$34.66	\$218.96	05/15/2017	\$88.23	300	\$129.73
198	04/21/2017	ARRERAGE									\$13.66	\$34.66	\$218.96	05/15/2017	\$88.23	300	\$129.73
199	04/28/2017	BUDGET BILLING									\$21.00	\$34.66	\$218.96	05/15/2017	\$88.23	300	\$129.73
200	04/28/2017	End of Month Balance									\$107.08	\$34.66	\$218.96	05/15/2017	\$88.23	300	\$129.73
201	05/21/2017	ELECTRIC SERVICE	04/21/2017-05/22/2017	47893	ACTUAL	114466474	1386	0	36	\$32.49	\$219.76	\$51.66	\$271.42	06/13/2017	\$24.26	81	\$28.16
202	05/21/2017	GAS SERVICE	04/21/2017-05/22/2017	3913	ACTUAL	18784842	1386	0			\$32.49	\$51.66	\$271.42	06/13/2017	\$24.26	81	\$28.16
203	05/21/2017	INPA IN PROGRAM									\$13.66	\$51.66	\$271.42	06/13/2017	\$24.26	81	\$28.16
204	05/21/2017	ARRERAGE									\$13.66	\$51.66	\$271.42	06/13/2017	\$24.26	81	\$28.16
205	05/21/2017	BUDGET BILLING									\$38.00	\$51.66	\$271.42	06/13/2017	\$24.26	81	\$28.16
206	05/31/2017	End of Month Balance									\$0.80	\$51.66	\$271.42	06/13/2017	\$24.26	81	\$28.16
207	06/20/2017	LATE PAYMENT CHARGE									\$53.00	\$51.66	\$271.42	06/13/2017	\$24.26	81	\$28.16
208	06/20/2017	LATE PAYMENT CHARGE									\$0.78	\$51.66	\$271.42	06/13/2017	\$24.26	81	\$28.16
209	06/20/2017	INPA FORGIVEN - COMPANY									\$56.75	\$51.66	\$271.42	06/13/2017	\$24.26	81	\$28.16
210	06/21/2017	ELECTRIC SERVICE	05/22/2017-06/21/2017	49217	ACTUAL	114466474	1324	0	32	\$52.77	\$81.40	\$51.66	\$133.06	07/13/2017	\$166.42	533	\$3.36
211	06/21/2017	GAS SERVICE	05/22/2017-06/21/2017	3945	ACTUAL	18784842	1324	0			\$52.77	\$51.66	\$133.06	07/13/2017	\$166.42	533	\$3.36
212	06/21/2017	INPA IN PROGRAM									\$13.66	\$51.66	\$133.06	07/13/2017	\$166.42	533	\$3.36
213	06/21/2017	ARRERAGE									\$13.66	\$51.66	\$133.06	07/13/2017	\$166.42	533	\$3.36
214	06/30/2017	BUDGET BILLING									\$38.00	\$51.66	\$133.06	07/13/2017	\$166.42	533	\$3.36
215	06/30/2017	End of Month Balance									\$79.82	\$51.66	\$133.06	07/13/2017	\$166.42	533	\$3.36
216	07/10/2017	LATE PAYMENT CHARGE									\$0.77	\$51.66	\$133.06	07/13/2017	\$166.42	533	\$3.36
217	07/20/2017	INPA FORGIVEN - COMPANY									\$13.25	\$51.66	\$133.06	07/13/2017	\$166.42	533	\$3.36
218	07/20/2017	INPA FORGIVEN - COMPANY									\$14.06	\$51.66	\$133.06	07/13/2017	\$166.42	533	\$3.36
219	07/21/2017	ELECTRIC SERVICE	06/21/2017-07/21/2017	50516	ACTUAL	114466474	1299	0	24	\$12.00	\$54.01	\$51.66	\$106.67	08/14/2017	\$140.64	534	\$4.97
220	07/21/2017	GAS SERVICE	06/21/2017-07/21/2017	3969	ACTUAL	18784842	1299	0			\$7.61	\$51.66	\$106.67	08/14/2017	\$140.64	534	\$4.97
221	07/21/2017	BUDGET BILLING									\$38.00	\$51.66	\$106.67	08/14/2017	\$140.64	534	\$4.97
222	07/21/2017	INPA IN PROGRAM									\$13.66	\$51.66	\$106.67	08/14/2017	\$140.64	534	\$4.97
223	07/31/2017	ARRERAGE									\$13.66	\$51.66	\$106.67	08/14/2017	\$140.64	534	\$4.97
224	07/31/2017	End of Month Balance									\$27.25	\$51.66	\$106.67	08/14/2017	\$140.64	534	\$4.97
225	08/21/2017	GAS SERVICE	07/21/2017-08/21/2017	3993	ACTUAL	18784842	1333	0	24	\$107.21	\$107.21	\$51.66	\$158.87	09/12/2017	\$195.09	536	\$6.22
226	08/21/2017	ELECTRIC SERVICE	07/21/2017-08/21/2017	51839	ACTUAL	114466474	1333	0			\$12.00	\$51.66	\$158.87	09/12/2017	\$195.09	536	\$6.22
227	08/21/2017	LATE PAYMENT CHARGE									\$1.54	\$51.66	\$158.87	09/12/2017	\$195.09	536	\$6.22
228	08/21/2017	BUDGET BILLING									\$38.00	\$51.66	\$158.87	09/12/2017	\$195.09	536	\$6.22
229	08/21/2017	INPA IN PROGRAM									\$13.66	\$51.66	\$158.87	09/12/2017	\$195.09	536	\$6.22
230	08/28/2017	ARRERAGE									\$52.74	\$51.66	\$158.87	09/12/2017	\$195.09	536	\$6.22
231	08/31/2017	End of Month Balance									\$55.00	\$51.66	\$158.87	09/12/2017	\$195.09	536	\$6.22
232	09/05/2017	INPA FORGIVEN - COMPANY									\$55.00	\$51.66	\$158.87	09/12/2017	\$195.09	536	\$6.22
233	09/19/2017	INPA FORGIVEN - RATE CASE									\$528.12	\$51.66	\$158.87	09/12/2017	\$195.09	536	\$6.22
234	09/19/2017	GAS SERVICE	08/21/2017-09/19/2017	4016	ACTUAL	18784842	1226	0	23	\$26.50	\$52.36	\$77.66	\$130.02	10/11/2017	\$156.50	536	\$6.48
235	09/19/2017	ELECTRIC SERVICE	08/21/2017-09/19/2017	53065	ACTUAL	114466474	1226	0			\$29.26	\$77.66	\$130.02	10/11/2017	\$156.50	536	\$6.48
236	09/19/2017	LATE PAYMENT CHARGE									\$24.90	\$77.66	\$130.02	10/11/2017	\$156.50	536	\$6.48
237	09/19/2017	BUDGET BILLING									\$0.73	\$77.66	\$130.02	10/11/2017	\$156.50	536	\$6.48
238	09/19/2017	INPA IN PROGRAM									\$64.00	\$77.66	\$130.02	10/11/2017	\$156.50	536	\$6.48
239	09/29/2017	ARRERAGE									\$13.66	\$77.66	\$130.02	10/11/2017	\$156.50	536	\$6.48
240	10/17/2017	End of Month Balance									\$1.89	\$77.66	\$130.02	10/11/2017	\$156.50	536	\$6.48
241	10/18/2017	LATE PAYMENT CHARGE									\$54.26	\$77.66	\$130.02	10/11/2017	\$156.50	536	\$6.48
242	10/18/2017	ELECTRIC SERVICE	09/19/2017-10/18/2017	4041	ACTUAL	18784842	1361	0	25	\$30.38	\$131.91	\$77.66	\$208.57	11/09/2017	\$80.07	591	\$1.50
243	10/18/2017	GAS SERVICE	09/19/2017-10/18/2017	4041	ACTUAL	18784842	1361	0			\$30.38	\$77.66	\$208.57	11/09/2017	\$80.07	591	\$1.50
244	10/18/2017	INPA IN PROGRAM									\$13.66	\$77.66	\$208.57	11/09/2017	\$80.07	591	\$1.50
245	10/18/2017	ARRERAGE									\$13.66	\$77.66	\$208.57	11/09/2017	\$80.07	591	\$1.50

A	B	C	D	E	F	G	H	I	J	K	L	M	N	O	P	Q	R
Transaction/Dr	Product Type	Credit Source	Billing Period	Read	Reading Type	Meter/Equip. Id.	MWH	KWH	CFE	Transaction Amount	Balance Forward	Current Charges	Anti Due	Bill Due By	Total Balance	Heating Degree Days	Budget Bill Deferral Amt
13	10/31/2017	BUDGET BILLING								\$64.00					\$2,364.23		
244	10/31/2017	End of Month Balance													\$2,364.23		
245	11/01/2017	GAS SERVICE	10/18/2017-11/16/2017	4068	ACTUAL	18784442		0	27	\$31.87	\$209.57	\$77.66	\$387.23	12/08/2017	\$453.10	307	\$165.57
246	11/01/2017	ELECTRIC SERVICE	10/18/2017-11/16/2017	55339	ACTUAL	114466474	1413	0		\$106.50	\$209.57	\$77.66	\$387.23	12/08/2017	\$453.10	307	\$165.57
247	11/01/2017	INPA IN PROGRAM															
248	11/01/2017	ARRRANGE															
249	11/01/2017	BUDGET BILLING															
250	11/20/2017	INPA PAYMENT								\$64.00							
251	11/30/2017	End of Month Balance								\$-200.00					\$2,286.60		
252	12/18/2017									\$-39.75							
253	12/18/2017	INPA FORGIVEN - RATE															
254	12/18/2017	INPA FORGIVEN - COMPANY								\$-42.18							
254	12/19/2017	ELECTRIC SERVICE	11/19/2017-12/19/2017	57542	ACTUAL	114466474	1703	0		\$14.59	\$87.23	\$77.66	\$164.89	01/10/2018	\$425.00	746	\$260.11
255	12/19/2017	GAS SERVICE	11/19/2017-12/19/2017	4111	ACTUAL	18784442		0	43	\$43.65	\$87.23	\$77.66	\$164.89	01/10/2018	\$425.00	746	\$260.11
256	12/19/2017	INPA IN PROGRAM															
256	12/19/2017	ARRRANGE								\$13.66							
257	12/19/2017	BUDGET BILLING								\$64.00							
258	12/29/2017	End of Month Balance								\$239.04	\$164.89	\$120.66	\$285.55	02/15/2018	\$730.82	1196	\$445.27
259	01/24/2018	ELECTRIC SERVICE	12/19/2017-01/24/2018	60172	ACTUAL	114466474	2730	0	56	\$53.12	\$164.89	\$120.66	\$285.55	02/15/2018	\$730.82	1196	\$445.27
260	01/24/2018	GAS SERVICE	12/19/2017-01/24/2018	4167	ACTUAL	18784442		0		\$53.12	\$164.89	\$120.66	\$285.55	02/15/2018	\$730.82	1196	\$445.27
261	01/24/2018	INPA IN PROGRAM															
261	01/24/2018	ARRRANGE								\$13.66							
262	01/24/2018	BUDGET BILLING								\$107.00					\$2,294.07		
263	01/31/2018	End of Month Balance								\$117.59	\$385.55	\$120.66	\$466.21	03/15/2018	\$910.02	719	\$503.81
264	02/21/2018	ELECTRIC SERVICE	01/24/2018-02/21/2018	62045	ACTUAL	114466474	1773	0	49	\$47.95	\$385.55	\$120.66	\$466.21	03/15/2018	\$910.02	719	\$503.81
265	02/21/2018	GAS SERVICE	01/24/2018-02/21/2018	4216	ACTUAL	18784442		0		\$13.66							
266	02/21/2018	INPA IN PROGRAM								\$107.00							
266	02/21/2018	ARRRANGE								\$13.66							
267	02/21/2018	BUDGET BILLING								\$107.00					\$2,822.61		
268	02/28/2018	End of Month Balance								\$111.84	\$406.21	\$120.66	\$526.87	04/13/2018	\$1,088.12	715	\$561.25
269	03/22/2018	ELECTRIC SERVICE	02/21/2018-03/22/2018	63966	ACTUAL	114466474	1651	0	48	\$52.60	\$406.21	\$120.66	\$526.87	04/13/2018	\$1,088.12	715	\$561.25
270	03/22/2018	GAS SERVICE	02/21/2018-03/22/2018	4264	ACTUAL	18784442		0		\$107.00							
271	03/22/2018	BUDGET BILLING								\$13.66							
272	03/22/2018	INPA IN PROGRAM								\$13.66							
273	03/30/2018	ARRRANGE								\$-152.77					\$2,987.05		
274	04/11/2018	End of Month Balance								\$120.66							
275	04/18/2018	DEFERRED PAYMENT								\$120.66							
276	04/18/2018	AGREEMENT								\$-350.44							
276	04/18/2018	PAYMENT AGREEMENT								\$-350.44							
276	04/18/2018	INPA FORGIVEN - RATE								\$-350.44							
277	04/19/2018	CASE								\$-53.00							
277	04/19/2018	INPA FORGIVEN - COMPANY								\$-53.00							
278	04/19/2018	COMPANY								\$-56.24							
279	04/20/2018	GAS SERVICE	03/22/2018-04/20/2018	4306	ACTUAL	18784442		0	42	\$59.00	\$13.66	\$264.30	\$277.96	05/14/2018	\$907.22	534	\$629.26
280	04/20/2018	ELECTRIC SERVICE	03/22/2018-04/20/2018	65331	ACTUAL	114466474	1635	0		\$126.01	\$13.66	\$264.30	\$277.96	05/14/2018	\$907.22	534	\$629.26
281	04/20/2018	BUDGET BILLING								\$107.00							
282	04/20/2018	DEFERRED PAYMENT								\$22.98							
283	04/20/2018	AGREEMENT								\$13.66							
284	04/20/2018	INPA IN PROGRAM								\$13.66							
284	04/20/2018	ARRRANGE								\$-13.66					\$2,871.04		
285	06/02/2018	End of Month Balance								\$-13.66							
286	06/18/2018	PAYMENT								\$-14.06							
286	06/18/2018	INPA FORGIVEN - COMPANY								\$-14.06							
286	06/18/2018	INPA FORGIVEN - RATE								\$-14.06							
287	06/18/2018	CASE								\$-13.25							
287	06/18/2018	GAS SERVICE	04/20/2018-06/12/2018	4342	ACTUAL	18784442		0	36	\$43.66	\$268.26	\$221.64	\$489.90	06/12/2018	\$1,082.94	101	\$593.04
288	06/21/2018	ELECTRIC SERVICE	04/20/2018-06/12/2018	66687	ACTUAL	114466474	1356	0		\$105.12	\$268.26	\$221.64	\$489.90	06/12/2018	\$1,082.94	101	\$593.04
289	06/21/2018	INPA IN PROGRAM								\$13.66							
290	06/21/2018	ARRRANGE								\$13.66							
291	06/21/2018	BUDGET BILLING								\$185.00							
292	06/21/2018	DEFERRED PAYMENT								\$22.98							
293	06/21/2018	AGREEMENT								\$153.82							
294	06/21/2018	BILL OUT DPA								\$3.96							
294	06/21/2018	LATE PAYMENT CHARGE								\$-520.30							
295	06/29/2018	PAYMENT								\$-520.30							
296	06/31/2018	End of Month Balance								\$-206.80					\$2,771.52		
297	06/01/2018	PAYMENT AGREEMENT								\$-206.80							

A	B	C	D	E	F	G	H	I	J	K	L	M	N	O	P	Q	R
Transaction ID	Product Type	Grade/Service	Billing Period	Read	Reading Type	Meter Equip. Cnt.	KWH	NV	CC	Transaction Amount	Balance Forward	Current Charges	Amn Due	Bill Date	Total Balance	Heating Degree Days	Budget Bill Deferred / Amt
13																	
298	06/01/2018	LATE PAYMENT CHANGE								-33.96							
299	06/04/2018	PAYMENT								-34.00							
300	06/19/2018	LATE PAYMENT CHANGE								32.98							
301	06/19/2018	INPA FORGIVEN - COMPANY								-14.06							
302	06/19/2018	INPA FORGIVEN - RATE CASE								-13.25							
303	06/20/2018	GAS SERVICE	06/21/2018-06/20/2018	4967	ACTUAL	18784842		0	25	\$33.24	\$201.64	\$221.64	\$423.28	07/12/2018	\$947.30	206	\$524.02
304	06/20/2018	ELECTRIC SERVICE	06/21/2018-06/20/2018	68063	ACTUAL	114466474	1376	0		\$82.74	\$201.64	\$221.64	\$423.28	07/12/2018	\$947.30	206	\$524.02
305	06/20/2018	INPA IN PROGRAM															
306	06/20/2018	ARRERAGE								\$13.66							
307	06/20/2018	DEFERRED PAYMENT								\$22.98							
308	06/20/2018	AGREEMENT								\$185.00							
309	06/29/2018	BUDGET BILLING								\$185.00							
310	07/17/2018	END of Month Balance								\$183.82							
311	07/17/2018	BILL OUT DPA								\$6.30							
312	07/20/2018	LATE PAYMENT CHANGE								\$37.11	\$613.40	\$198.66	\$812.06	08/13/2018	\$1,222.51		\$410.45
313	07/20/2018	ELECTRIC SERVICE	06/20/2018-07/20/2018	69494	ACTUAL	114466474	1431	0	26	\$34.32	\$613.40	\$198.66	\$812.06	08/13/2018	\$1,222.51		\$410.45
314	07/20/2018	GAS SERVICE								\$13.66							
315	07/20/2018	INPA IN PROGRAM								\$185.00							
316	07/20/2018	BUDGET BILLING								\$185.00							
317	07/31/2018	END of Month Balance								\$81.08	\$740.72	\$198.66	\$939.38	09/11/2018	\$1,280.87		\$341.49
318	08/20/2018	ELECTRIC SERVICE	07/20/2018-08/20/2018	7168	ACTUAL	114466474	1674	0	27	\$34.96	\$740.72	\$198.66	\$939.38	09/11/2018	\$1,280.87		\$341.49
319	08/20/2018	GAS SERVICE								\$185.00							
320	08/20/2018	BUDGET BILLING								\$185.00							
321	08/30/2018	INPA IN PROGRAM								\$13.66							
322	08/30/2018	ARRERAGE								\$75.00							
323	08/31/2018	LIHEAP PAYMENT								-542.18							
324	09/18/2018	INPA FORGIVEN - COMPANY								\$39.75							
325	09/18/2018	INPA FORGIVEN - RATE CASE								\$89.73	\$864.38	\$198.66	\$1,063.04	10/11/2018	\$1,342.86		\$279.82
326	09/19/2018	ELECTRIC SERVICE	08/20/2018-09/19/2018	73804	ACTUAL	114466474	1636	0	26	\$34.10	\$864.38	\$198.66	\$1,063.04	10/11/2018	\$1,342.86		\$279.82
327	09/19/2018	GAS SERVICE								\$185.00							
328	09/19/2018	BUDGET BILLING								\$13.66							
329	09/19/2018	INPA IN PROGRAM								\$13.66							
330	09/28/2018	ARRERAGE								\$13.66							
331	10/18/2018	END of Month Balance								\$31.53	\$1,063.04	\$198.66	\$1,261.70	11/09/2018	\$1,491.66		\$229.99
332	10/18/2018	GAS SERVICE	09/19/2018-10/18/2018	4469	ACTUAL	18784842	1447	0	23	\$103.64	\$1,063.04	\$198.66	\$1,261.70	11/09/2018	\$1,491.66		\$229.99
333	10/18/2018	ELECTRIC SERVICE	09/19/2018-10/18/2018	74251	ACTUAL	114466474	1447	0	23	\$103.64	\$1,063.04	\$198.66	\$1,261.70	11/09/2018	\$1,491.66		\$229.99
334	10/18/2018	INPA IN PROGRAM								\$13.66							
335	10/18/2018	ARRERAGE								\$185.00							
336	11/01/2018	BUDGET BILLING								\$15.57							
337	11/01/2018	END of Month Balance								\$15.57	\$1,063.04	\$2,032.26	\$3,096.30	11/26/2018	\$3,096.30	206	\$0.00
338	11/01/2018	GAS SERVICE	10/18/2018-11/01/2018	4479	ACTUAL	18784842	550	0	10	\$14.09	\$1,063.04	\$2,032.26	\$3,096.30	11/26/2018	\$3,096.30	206	\$0.00
339	11/01/2018	ELECTRIC SERVICE	10/18/2018-11/01/2018	74801	ACTUAL	114466474	550	0	10	\$33.00	\$1,063.04	\$2,032.26	\$3,096.30	11/26/2018	\$3,096.30	206	\$0.00
340	11/20/2018	BUDGET BILLING								\$277.08							
341	11/20/2018	INPA IN PROGRAM								\$1,598.50							
342	11/20/2018	ARRERAGE								\$1,497.90							
343		TRANSFER TO INPA															
344		TRANSFER															
345																	
346																	
347																	
348																	
349																	
350																	
351																	
352																	
353																	
354																	
355																	

EXHIBIT 2

Account Number: 1539141404
Account Name: CNTHA YOUNG
Account Status: FINAL
Meter Bill Group: 9

Service Address:
 153 WAVER AV
 COLLINGSDALE, PA 19033

Meter To:
 CNTHA YOUNG
 43 LAMPORT RD
 COLLINGSDALE, PA 19033

Current Bill: \$1,690.31
Billed Prior: \$2,154.12
Balance Due: \$3,636.43

Account Balance: \$3636.43

Credit Amount: \$0.00
Deposit Requested: \$0.00
Deposit On-Hand: \$0.00
CAP Pre-Program Arrears: \$0.00
Payment Agreement Balance: \$0.00

Notes:
 CAP FCO GAS RESIDENTIAL SERVICE
 CAP FCO ELECTRIC RESIDENTIAL SERVICE

Transaction No	Product Type	Credit Source	Billing Period	Read	Reading Type	Meter Equip. ID	KWH	KW	CCF	Transaction Amount	Balance Forward	Current Charge	Am. Due	Bill Due Dt	Total Balance	Reading Date	Budgeted Am.
13	GAS SERVICE		10/06/2018-10/31/2018	3439	ACTUAL	133009257		0	0	\$1.99	\$0.00	\$12.75	\$12.75	11/02/2018	\$12.75	10/31/2018	\$0.00
14	ELECTRIC SERVICE		10/06/2018-10/31/2018	561.88	ESTIMATE	125861252	75			\$4.76	\$0.00	\$12.75	\$12.75	11/02/2018	\$12.75		\$0.00
15	CONNECTION CHARGE - STANDARD									\$6.00							
16	End of Month Balance														\$11.75		
17	ELECTRIC SERVICE		10/11/2018-11/06/2018	566.22	ACTUAL	125861252	634	0	0	\$12.00	\$12.75	\$36.71	\$49.46	11/28/2018	\$49.46	11/28/2018	\$0.00
18	ELECTRIC SERVICE		10/11/2018-11/06/2018	345.4	ACTUAL	133009257		0	15	\$24.71	\$12.75	\$36.71	\$49.46	11/28/2018	\$49.46		\$0.00
19	LATE PAYMENT CHARGE									\$0.10							
20	End of Month Balance														\$3,145.86		
21	TRANSFER DEBIT From 1208 NATE ELLIS DR CHESTER PA 19013									\$3,096.30							
22	GAS SERVICE		11/06/2018-12/01/2018	355.2	ACTUAL	133009257	1733	0	98	\$96.35	\$1588.34	\$193.45	\$1,781.79	12/31/2018	\$1,781.79	12/31/2018	\$0.00
23	ELECTRIC SERVICE		11/06/2018-12/01/2018	585.55	ACTUAL	125861252		0	150	\$97.10	\$1,588.34	\$193.45	\$1,781.79	12/31/2018	\$1,781.79		\$0.00
24	End of Month Balance														\$3,395.31		
25	ELECTRIC SERVICE		12/07/2018-01/10/2019	608.00	ACTUAL	125861252	2245	0	78	\$62.38	\$1,781.79	\$159.00	\$1,940.79	02/01/2019	\$1,940.79	01/31/2019	\$0.00
26	ELECTRIC SERVICE		12/07/2018-01/10/2019	363.0	ACTUAL	133009257		0		\$82.96	\$1,781.79	\$159.00	\$1,940.79	02/01/2019	\$1,940.79		\$0.00
27	ARRANGE									\$13.66							
28	End of Month Balance														\$3,484.65		
29	ELECTRIC SERVICE		01/10/2019-02/11/2019	622.80	ACTUAL	125861252	1480	0	150	\$51.10	\$1,940.79	\$213.33	\$2,154.12	02/05/2019	\$2,154.12	01/31/2019	\$0.00
30	ELECTRIC SERVICE		01/10/2019-02/11/2019	378.0	ACTUAL	133009257		0		\$148.57	\$1,940.79	\$213.33	\$2,154.12	02/05/2019	\$2,154.12		\$0.00
31	ARRANGE									\$13.66							
32	End of Month Balance														\$3,684.32		
33	ELECTRIC SERVICE		02/11/2019-03/12/2019	631.30	ACTUAL	125861252	850	0	140	\$12.00	\$2,154.12	\$1,690.31	\$3,844.43	04/03/2019	\$3,844.43	03/31/2019	\$0.00
34	ELECTRIC SERVICE		02/11/2019-03/12/2019	392.0	ACTUAL	133009257		0		\$148.11	\$2,154.12	\$1,690.31	\$3,844.43	04/03/2019	\$3,844.43		\$0.00
35	ARRANGE									\$1,530.20							
36	End of Month Balance														\$5,374.63		
37	TRANSFER TO INPA									-\$1,530.20							
38	TRANSFER									-\$7,106.23							
39	TRANSFER DEBIT									\$1,344.86							
40																	
41																	
42																	
43																	
44																	
45																	
46																	
47																	
48																	
49																	
50																	
51																	
52																	
53																	
54																	
55																	
56																	
57																	
58																	
59																	
60																	
61																	
62																	




EXHIBIT 3

Account Number: 8097233102
 Account Name: CNTHA YOUNG
 Account Status: ACTIVE
 Meter Bill Group: 6

Service Address:
 43 LAMPFORD RD
 UPPER DARBY, PA 19082

Mail To:
 CNTHA YOUNG
 43 LAMPFORD RD
 UPPER DARBY, PA 19082

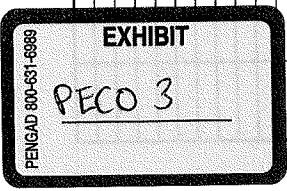
Current Bill: \$147.01
 Billed Prior: \$2,293.18
 Balance Due: \$2,440.19

Credit Amount: \$0.00
 Deposit Requested: \$0.00
 Deposit On-Hand: \$0.00
 CAP Pre-program Arrears: \$0.00
 Payment Agreement Balance: \$0.00

Account Balance: \$4,744.63

Rates:
 CAP FCO GAS RESIDENTIAL HEATING SVC
 CAP FCO ELECTRIC RESIDENTIAL SERVICE

Transaction Dt	Product Type	Credit Source	Billing Period	Read	Reading Type	Meter Equip. Cd	KWH	KW	CCF	Transaction Amount	Balance Forward	Current Charge	Am Due	Bill Due Dt	Total Balance	Heating Degree Days	Budgeted
03/12/2019	CONNECTON CHARGE - STANDARD									\$6.00	\$6.00	\$180.95	\$186.95	04/19/2019	\$186.95	482	\$0.00
03/29/2019	End of Month Balance		03/09/2019-04/05/2019	942	ACTUAL	11446038	612	0	73	\$91.54	\$6.00	\$180.95	\$186.95	04/19/2019	\$186.95	482	\$0.00
04/05/2019	ELECTRIC SERVICE		03/09/2019-04/05/2019	479	ACTUAL	115011448				\$89.41	\$6.00	\$180.95	\$186.95	04/19/2019	\$186.95		\$0.00
04/05/2019	TRANSFER DEBIT From COLLINGSDALE PA 19023									\$3,636.43							
04/08/2019	Transfer to INPA																
04/20/2019	End of Month Balance		04/05/2019-05/06/2019	1483	ACTUAL	11446038	541	0	37	\$82.05	\$2,293.18	\$147.01	\$2,440.19	05/28/2019	\$2,440.19	143	\$0.00
05/06/2019	ELECTRIC SERVICE		04/05/2019-05/06/2019	516	ACTUAL	115011448				\$51.30	\$2,293.18	\$147.01	\$2,440.19	05/28/2019	\$2,440.19	143	\$0.00
05/06/2019	INPA IN PROGRAM									\$13.66							
05/06/2019	ARRERPAGE																
05/06/2019	End of Month Balance		05/06/2019-06/05/2019	543	ACTUAL	115011448	637	0	27	\$40.72	\$2,440.19	\$147.42	\$2,587.61	06/27/2019	\$2,587.61		\$0.00
06/05/2019	GAS SERVICE		05/06/2019-06/05/2019	2120	ACTUAL	11446038				\$93.04	\$2,440.19	\$147.42	\$2,587.61	06/27/2019	\$2,587.61		\$0.00
06/05/2019	INPA IN PROGRAM									\$13.66							
06/05/2019	ARRERPAGE																
06/28/2019	End of Month Balance		06/05/2019-07/05/2019	564	ACTUAL	115011448		0	21	\$33.90	\$2,587.61	\$167.80	\$2,755.41	07/29/2019	\$2,755.41		\$0.00
07/05/2019	GAS SERVICE		06/05/2019-07/05/2019	3049	ACTUAL	11446038	979	0		\$120.24	\$2,587.61	\$167.80	\$2,755.41	07/29/2019	\$2,755.41		\$0.00
07/05/2019	INPA IN PROGRAM									\$13.66							
07/05/2019	ARRERPAGE																



3

EXHIBIT 4

CAP HISTORY

NAME: CYNTHIA YOUNG-NELSON

ACCOUNT: 80372-33102

ADDRESS: 43 LAMPORT RD UPPER DARBY PA 19082

DOCKET #: F-2019-3009953

Originally Enrolled 4/13/1999 account 58541-01101. Removed on 12/28/09, and reinstated on 1/7/10 Tier C.

09/15/11 CAP re-certification completed Tier B

10/11/13 CAP re-certification completed Tier B.

The CAP Rate transferred to new account 48540-60061 in 2/2014.

10/26/15 CAP re-certification completed Tier B.

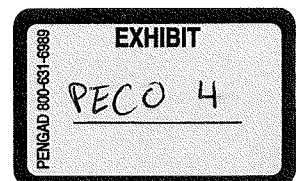
05/13/16 CAP Tier change Tier D based on monthly income \$960.10 for 1 adult and 1 child (71% FPL).

10/20/16 Convert to CAP FCO. CAP In Program Arrearage \$2,458.87. Yearly Energy Burden \$517.72. Annual Discount \$1,798.73. In PA installment \$13.66.

The customer last recertified for the CAP program on the date of 4/30/2018 for the verified income of \$757.10 (FPL 55%) for two adults in the household. CAP transferred from 1208 NATE ELLIS DR CHESTER PA 19013 to 153 WAYNE AVE COLLINGDALE PA 19023 to the new account at 43 LAMPORT RD UPPER DARBY PA 19082 on 3/12/19. The customer is not due for recertification until 4/30/2020. The customer is currently receiving CAP credits and has a PPA balance of \$0.00 and an InPA balance of \$1489.22. The account balance of \$4,244.63 is all CAP arrears.

PECO Exhibit #

4



View CAP History for Account 48540-60061

Account Edit Help

Activity Date	CAP Activity	CAP Rate
11/01/18	Transferred From	CAP FCO Electric Residential Service
04/30/18	Re-Certification completed	CAP FCO Electric Residential Service
04/30/18	CAP FCO Credit Recalculated	CAP FCO Electric Residential Service
04/13/18	Re-Certification Letter Sent	
09/06/17	CAP FCO Credit Recalculated	CAP FCO Electric Residential Service
10/20/16	CAP Rate Change	CAP FCO Electric Residential Service
05/13/16	CAP Rate Change	xCAP Opt D Electric Residential Service
10/26/15	Re-Certification completed	xCAP Opt B Electric Residential Service
09/28/15	Re-Certification Letter Sent	
09/11/15	Re-Certification Letter Sent	
06/24/14	Sent CAP Appl and No-Income Ltr	
03/21/14	Transferred To	xCAP Opt B Electric Residential Service

View CAP History for Account 15391-41404

Account Edit Help

Activity Date	CAP Activity	CAP Rate
03/12/19	Transferred From	CAP FCO Electric Residential Service
11/01/18	Transferred To	CAP FCO Electric Residential Service

Account 80372-33102 for 04/17/19 - 04/17/2019

Account Edit Object Actions Help

View CAP History for Account 80372-33102

Account Edit Help

Activity Date	CAP Activity	CAP Rate
03/12/19	Transferred To	CAP FCO Electric Residential Service

View CAP Details for Account 80372-33102

Edit Help

Percent FPL	55	Pre-program Arrears	0.00
Yearly Energy Burden	1,453.63	Social Security	***_**_****
Annual Discount	133.50	Recertification Date	04/30/20
Start Date	04/14/99	Status	Reinstate CAP

Request Application	
Current CAP Rate	CAP FCO Electric Residential Service
New CAP Rate	
<input type="checkbox"/> Special CAP Rate Change	<input type="checkbox"/> LIHEAP Recertification
<input type="checkbox"/> Complete Recertification	<input type="checkbox"/> Refused to Drop Supplier
<input type="checkbox"/> Reinstate CAP	<input type="checkbox"/> Refused Budget Billing
<input checked="" type="checkbox"/> Potential Health Usage	<input type="checkbox"/> Customer Refused Program
Extenuating Circumstance	Disabled Persons
Remove/Refused Reason	

Task List
Comments ...
◀ ▶



Financial Statement...

Fixed Credit Detail...

OK

Cancel

Edit Help

Fixed Credit Totals

	Service Point 1	Service Point 2	Totals
	CAP FCO Electric Residential Service	CAP FCO Gas Residential Heating Svc	
Annual Fixed Credit:	108.91	24.59	133.50
Annual Energy Burden:	545.11	908.52	1,453.63
Overage:	0.00	0.00	0.00

Projected Fixed Credit

Relative Month	Service Pt 1 Discount	Service Pt 2 Discount
07/19	12.30	0.47
08/19	11.51	0.42
09/19	10.12	0.49
10/19	7.22	0.64
11/19	7.17	1.70
12/19	9.46	3.34
01/20	10.44	5.07
02/20	9.66	4.80
03/20	8.72	3.57
04/20	7.57	2.36
05/20	6.34	1.11
06/20	8.40	0.62

Statement Edit Help

Date Taken	Total Monthly Income	FPL	Income Level	Cap Rate Eligible	Date Verified	Taken By
04/30/18	757.10	55.00	1	Y	04/30/18	WHARMA ^
09/06/17	757.10	55.00	1	Y	09/06/17	U000C1W
09/01/17	757.10	55.00	1	Y	//	U000S2C
08/25/17	757.10	55.00	1	Y	//	U000C1W
05/13/16	960.10	71.00	1	Y	//	EEADKT v

Add... View... Change...

Edit Help

Statement Summary

Total Monthly Gross: \$757.10 Adults: 2 Children: SSN Not Matched Letter

Percentage Income Change: Significant Life Event:

Statement Detail

Name: Type of Income: Total Monthly Income: \$0.00

Social Security Number

Current: New: Gender: Age: Rate Payer

Name	Rate Payer	Social Security Number	Age	Gender	Total Monthly Income	Type of Income
CYNTHIA YOUNG	Y	***-**-7255	58	Female	757.10	Soc. Sec. Supplemental Incon
TRINITY NELSON	N	***-**-9338	19	Female	0.00	

Add Change Delete Undelete

Financial Statement Status

- Verified Financial Statement
- Customer did not provide complete income information

OK Cancel

EXHIBIT 5

PAYMENT ARRANGEMENT HISTORY

NAME: CYNTHIA YOUNG-NELSON

ACCOUNT: 80372-33102

ADDRESS: 43 LAMPORT RD UPPER DARBY PA 19082

DOCKET #: F-2019-3009953

03/28/11	PA1	\$2519.69	\$52.91	Not Kept
04/23/13	PA1	\$801.55	\$33.40	Not Kept
03/13/15	PA1	\$1,800.25	\$66.44	Not Kept
03/23/16	PA1	\$2,097.87	\$55.94	Not Kept
04/18/18	PA1	\$350.44	\$22.98	Not Kept

PECO Exhibit #

5

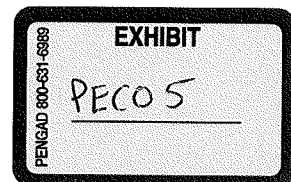


EXHIBIT 6

July 11, 2019

BCS Decision Report

BCS Case #: 003636218 Open Date: 2018-07-25
Customer Name: CYNTHIA YOUNG
Service Address: 1208 NATE ELLIS DRIVE

CHESTER TOWNSHIP, PA 19013
BCS Bill Account #: 8888888888 Previous Case #: 3443911
Violation Type: NO Chapter Type:
Decision Type: W Section / Rule:
Investigator Name: MARIA VELEZ

Decision Issued Date: 2019-03-27
Case Closed Date: 2019-03-25

Letter Description:

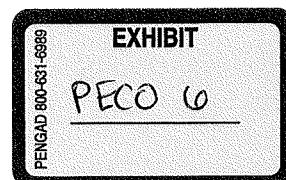
Total Balance:	\$3844.43	Balance Date:	2018-08-09
Amount to Restore Service:	\$0.00	Amount to Continue Service:	\$0.00
Date Payment Due:		Regular Budget Amount:	\$0.00
Special Budget Payment:	\$0.00	Final Bill Monthly Payment:	\$0.00
Plus Arrears Payment:	\$0.00	End of Month Payment:	\$0.00
Current Monthly Payment:	\$0.00		
Payment Terms:			

PAR Description:

YOU APPEAR TO QUALIFY FOR LIHEAP. IF YOU QUALIFY, THE LIHEAP PROGRAM WILL MAKE A PAYMENT TO HELP KEEP YOUR SERVICE ON. YOU MUST APPLY TO RECEIVE THIS HELP. PLEASE CALL LIHEAP AT 1-866-857-7095 TO APPLY.

Resolution Description:

DECISION ISSUED - CYNTHIA YOUNG WAS THE CUSTOMER OF RECORD FOR THE PROPERTY AT 1208 NATE ELLIS DRIVE, CHESTER TOWNSHIP, PA 19013 AND THE ACCOUNT IS ENROLLED IN THE CUSTOMER ASSISTANCE PROGRAM. THE CUSTOMER DID NOT FILE A HIGH BILL OR CAP DISPUTE WITH THE COMPANY PRIOR TO FILING THIS COMPLAINT WITH THE PUBLIC UTILITY COMMISSION. THE CUSTOMER ESTABLISHED SERVICE TO THE PROPERTY AT 153 WAYNE AVENUE, COLLINGDALE, PA 19023 ON 10/6/2018. THE CUSTOMER REQUESTED DISCONTINUANCE OF SERVICE TO THE PROPERTY AT 1208 NATE ELLIS DRIVE, CHESTER TOWNSHIP, PA 19013 ON 11/1/2018 AND THE FINAL BILL WAS ISSUED ON 11/1/2018 IN THE AMOUNT OF \$3,096.30 DUE ON 11/26/2018. THE CUSTOMER REQUESTED DISCONTINUANCE OF SERVICE TO THE PROPERTY AT 153 WAYNE





July 11, 2019

AVENUE, COLLINGDALE, PA 19023 AND A FINAL BILL WAS ISSUED ON 3/12/2019 IN THE AMOUNT OF \$3,844.43 DUE ON 4/3/2019. THE CUSTOMER ESTABLISHED SERVICE TO THE PROPERTY AT 43 LAMPORT ROAD, UPPER DARBY, PA 19082 EFFECTIVE 3/9/2019 AND THE ACCOUNT IS ENROLLED IN THE CUSTOMER ASSISTANCE PROGRAM. THE CUSTOMER IS INELIGIBLE FOR A PUC PAYMENT AGREEMENT AT THIS TIME. CASE DISMISSED.

EXHIBIT 7



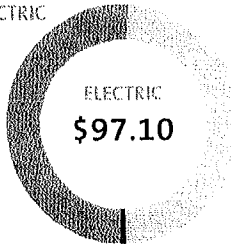
Name: CYNTHIA YOUNG
Account Number: 15391-41404
Phone Number: 999-999-9999
Service Address: 153 Wayne Av, Collingdale

Emergency and Repair

800-841-4141

This is the number to call to report power outages, gas leaks or odors, and safety hazards related to PECO Equipment.


PECO ELECTRIC DELIVERY



TAXES & FEES

PECO
2301 Market Street
Philadelphia, PA 19103
800-494-4000

PECO GAS DELIVERY



TAXES & FEES

PECO
2301 Market Street
Philadelphia, PA 19103
800-494-4000

Billing Summary

Bill Date	12/07/2018
Charges from previous bill	\$43.46
Transfer service 1208 NATE ELLIS DR CHESTER	\$1,484.56
Connection charge - standard	\$6.00
InPA: In Program Arrearage	\$13.66
InPA: In Program Arrearage	\$13.66
InPA: In Program Arrearage	\$13.66
Late payment charge	\$13.34
Total Other Charges	\$1,588.34
Current Period Charges	
Electric	\$97.10
Gas	\$96.35
Total New Charges	\$193.45
Total Amount Due on 12/31/2018	\$1,781.79

8938-01-0007828-0001-0002404

Online: peco.com

In Person: 2301 Market St., Philadelphia, PA 19103

By Phone: 1-800-774-7040

Return only this portion with your check made payable to PECO. Please write your account number on your check.



2301 Market Street
Philadelphia, PA 19103-1380

Pay Today!

peco.com/ebill

Go paperless: receive and pay your bill online.

- Enroll in Automatic Payment. Complete form on reverse side.
- Pledge a donation to MEAF. Complete form on reverse side.

Account # 15391-41404 877-432-9384

Pay by phone, a convenience fee will apply (\$2.35 fee)

Please pay this amount by 12/31/2018 \$1,781.79

Payment Amount \$

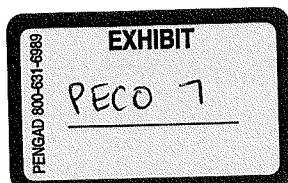
0007828 01 AV 0.375 **AUTO T4 0 8938 19023-382453 -C01-B1-P07835-1123 5



CYNTHIA YOUNG
153 WAYNE AV
COLLINGDALE, PA 19023-3824



PECO - Payment Processing
PO Box 37629
Philadelphia, PA 19101-0629



7

153914140401017817983651781796

Account Number: 15391-41404

General Information

Next scheduled meter reading: 01/14/2019

1-800-774-7040

If you have any questions or concerns, please call 800-494-4000 before the due date. Si tiene alguna pregunta, favor de llamar al numero 1-800-494-4000 antes de la fecha de vencimiento.

peco.com/service

Customer Self Service - Manage Your Account 24/7

Start, stop and move your service

Meter Information

Read Dates	Meter Number	Load Type	Reading Type	Meter Reading		Difference	Multiplier X	Total Usage
				Previous	Present			
11/06-12/07	125861252	General Service	Tot kWh	56822 Actual	58555 Actual	1,733	1	1,733
11/06-12/07	133009257	General Service	Total Ccf	3454 Actual	3552 Actual	98	1	98

Total kWh Used: 1,733

Total Ccf Used: 98



Electric Residential Service CAP

Service Period 11/06/2018 to 12/07/2018 - 31 days

PECO ELECTRIC DELIVERY		\$123.21
Customer Charge		8.45
Distribution Charges	1,733 kWh X 0.06574	113.93
Distribution System Improvement Charge		0.83
ELECTRIC SUPPLY		\$157.88
Generation Charges	1,733 kWh X 0.06256	108.42
Transmission Charges	1,733 kWh X 0.00546	9.46
TAXES & FEES		\$0.01
State Tax Adjustment		-0.01
CAP Credit		-143.98
Total Current Charges		\$97.10

In-Program Arrearage

Installment Plan Balance	\$1,557.52
Current Installment	\$13.66
Additional Forgiveness	\$27.32
Number of Remaining Payments	36

Message Center

From PECO:

You are enrolled in PECO's Customer Assistance Program (CAP). A credit may be applied to your monthly bills to provide you affordable service.

New charges contain estimated total state taxes of \$7.48, including \$5.73 for State Gross Receipts Tax.


Your **Total Account Balance of \$3,339.31** includes your Total Amount Due and all other Arrearage/Agreement/Deferred balances that are on this account.



Account Number: 15391-41404

Your Usage Profile
ANNUAL ELECTRIC USAGE

peco.com/smartideas
Save energy and money



Period	Usage	Avg Daily Usage	Days	Avg Daily Temp
Current Month	1,733	55.9	31	42
Last Month	634	24.4	26	54
Last Year	0	0.0	0	0

Avg kWh per Month	737
Total Annual kWh Usage	2,397


Gas Residential Service CAP

Service Period 11/06/2018 to 12/07/2018 - 31 days

PECO GAS DELIVERY		\$46.96
Customer Charge		11.38
Distribution Charges	98 Ccf X 0.33398	32.73
Balancing Service Charges	98 Ccf X 0.00655	0.64
Distribution System Improvement Charge		2.21
GAS SUPPLY		\$49.93
Natural Gas Supply Charges	98 Ccf X 0.45666	44.75
Gas Cost Adjustment Charges	98 Ccf X 0.05282	5.18
TAXES & FEES		-\$0.54
State Tax Adjustment		-0.54
Total Current Charges		\$96.35

Your Usage Profile
ANNUAL GAS USAGE

peco.com/smartideas
Save energy and money



Period	Usage	Avg Daily Usage	Days	Avg Daily Temp
Current Month	98	3.2	31	42
Last Month	15	0.6	26	54
Last Year	0	0.0	0	0

Avg Ccf per Month	37
Total Annual Ccf Usage	113

8898-01-0007828-0002-0002405




Name: CYNTHIA YOUNG
 Account Number: 15391-41404
 Phone Number: 999-999-9999
 Service Address: 153 Wayne Av, Collingdale

Emergency and Repair

800-841-4141

This is the number to call to report power outages, gas leaks or odors, and safety hazards related to PECO Equipment.


PECO ELECTRIC DELIVERY



TAXES & FEES

PECO
 2301 Market Street
 Philadelphia, PA 19103
 800-494-4000

PECO GAS DELIVERY



TAXES & FEES

PECO
 2301 Market Street
 Philadelphia, PA 19103
 800-494-4000

Billing Summary

Bill Date	01/10/2019
Charges from previous bill	\$236.91
Transfer service 1208 NATE ELLIS DR CHESTER	\$1,484.56
Connection charge - standard	\$6.00
InPA: In Program Arrearage	\$13.66
InPA: In Program Arrearage	\$13.66
InPA: In Program Arrearage	\$13.66
InPA: In Program Arrearage	\$13.66
Late payment charge	\$13.34
Total Other Charges	\$1,795.45

Current Period Charges

Electric	\$62.38
Gas	\$82.96
Total New Charges	\$145.34

Total Amount Due on 02/01/2019 \$1,940.79

8708-01-0008641-0001-0002765

Online: peco.com

In Person: 2301 Market St., Philadelphia, PA 19103

By Phone: 1-800-774-7040

Return only this portion with your check made payable to PECO. Please write your account number on your check.



An Exelon Company
 2301 Market Street
 Philadelphia, PA 19103-1380

Pay Today!

peco.com/ebill

Go paperless: receive and pay your bill online.

- Enroll in Automatic Payment. Complete form on reverse side.
- Pledge a donation to MEAF. Complete form on reverse side.

Account # 15391-41404

877-432-9384

Pay by phone, a convenience fee will apply (\$2.35 fee)

Please pay this amount by
02/01/2019

\$1,940.79

Payment Amount \$

0008641 01 AV 0.375 **AUTO T7 0 8708 19023-382453 -C01-B1-P08649-1123 5



CYNTHIA YOUNG
 153 WAYNE AV
 COLLINGDALE, PA 19023-3824



PECO - Payment Processing
 PO Box 37629
 Philadelphia, PA 19101-0629



153914140401019407990321940795

Account Number: 15391-41404

General Information

Next scheduled meter reading: 02/13/2019

1-800-774-7040

If you have any questions or concerns, please call 800-494-4000 before the due date. Si tiene alguna pregunta, favor de llamar al numero 1-800-494-4000 antes de la fecha de vencimiento.

peco.com/service

Customer Self Service - Manage Your Account 24/7

Start, stop and move your service

Meter Information

Read Dates	Meter Number	Load Type	Reading Type	Meter Reading		Difference	Multiplier X	Total Usage
				Previous	Present			
12/07-01/10	125861252	General Service	Tot kWh	5855 Actual	60800 Actual	2,245	1	2,245
12/07-01/10	133009257	General Service	Total Ccf	3552 Actual	3630 Actual	78	1	78

Total kWh Used: 2,245

Total Ccf Used: 78



Electric Residential Service CAP

Service Period 12/07/2018 to 01/10/2019 - 34 days

PECO ELECTRIC DELIVERY		\$148.99
Customer Charge		8.86
Distribution Charges	2,245 kWh X 0.06242	140.13
ELECTRIC SUPPLY		\$153.13
Generation Charges	2,245 kWh X 0.06241	140.11
Transmission Charges	2,245 kWh X 0.00580	13.02
TAXES & FEES		-\$97.52
Federal Tax Adjustment		-97.51
State Tax Adjustment		-0.01
CAP Credit		-142.22
Total Current Charges		\$62.38

In-Program Arrearage

Installment Plan Balance	\$1,543.86
Current Installment	\$13.66
Additional Forgiveness	\$27.32
Number of Remaining Payments	35

Message Center

From PECO:

You are enrolled in PECO's Customer Assistance Program (CAP). A credit may be applied to your monthly bills to provide you affordable service.

New charges contain estimated total state taxes of \$4.86, including \$3.68 for State Gross Receipts Tax.


Your **Total Account Balance of \$3,484.65** includes your Total Amount Due and all other Arrearage/Agreement/Deferred balances that are on this account.



Account Number: 15391-41404

Your Usage Profile
ANNUAL ELECTRIC USAGE

peco.com/smartideas
Save energy and money



Period	Usage	Avg Daily Usage	Days	Avg Daily Temp
Current Month	2,245	66.0	34	39
Last Month	1,733	55.9	31	42
Last Year	0	0.0	0	0

Avg kWh per Month	3,359
Total Annual kWh Usage	4,637

 Gas Residential Service CAP

Service Period 12/07/2018 to 01/10/2019 - 34 days

PECO GAS DELIVERY		\$43.94
Customer Charge		11.75
Distribution Charges	78 Ccf X 0.36250	28.28
Balancing Service Charges	78 Ccf X 0.02444	1.91
Distribution System Improvement Charge		2.00
GAS SUPPLY		\$39.92
Natural Gas Supply Charges	78 Ccf X 0.38674	30.17
Gas Cost Adjustment Charges	78 Ccf X 0.12499	9.75
TAXES & FEES		-\$0.90
Federal Tax Adjustment		-0.48
State Tax Adjustment		-0.42
Total Current Charges		\$82.96


8708-01-0008641-0002-0002766



Account Number: 15391-41404

Your Usage Profile
ANNUAL GAS USAGE

peco.com/smartideas
Save energy and money



Period	Usage	Avg Daily Usage	Days	Avg Daily Temp
Current Month	78	2.3	34	39
Last Month	98	3.2	31	42
Last Year	0	0.0	0	0

Avg Ccf per Month	47
Total Annual Ccf Usage	191



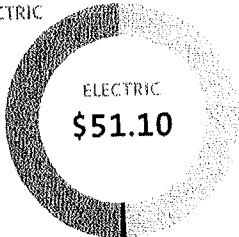
Name: **CYNTHIA YOUNG**
 Account Number: **15391-41404**
 Phone Number: **999-999-9999**
 Service Address: **153 Wayne Av, Collingdale**

Emergency and Repair

800-841-4141

This is the number to call to report power outages, gas leaks or odors, and safety hazards related to PECO Equipment.

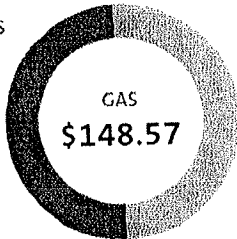
PECO ELECTRIC DELIVERY



TAXES & FEES

PECO
 2301 Market Street
 Philadelphia, PA 19103
 800-494-4000

PECO GAS DELIVERY



TAXES & FEES

GAS SUPPLY
PECO
 2301 Market Street
 Philadelphia, PA 19103
 800-494-4000

Billing Summary

Bill Date	02/11/2019
Charges from previous bill	\$382.25
Transfer service 1208 NATE ELLIS DR CHESTER	\$1,484.56
Connection charge - standard	\$6.00
InPA: In Program Arrearage	\$13.66
InPA: In Program Arrearage	\$13.66
InPA: In Program Arrearage	\$13.66
InPA: In Program Arrearage	\$13.66
InPA: In Program Arrearage	\$13.66
Late payment charge	\$13.34
Total Other Charges	\$1,954.45

Current Period Charges

Electric	\$51.10
Gas	\$148.57
Total New Charges	\$199.67

Total Amount Due on 03/05/2019 \$2,154.12

8729-01-0007827-0001-0002465

Online: peco.com

In Person: 2301 Market St., Philadelphia, PA 19103

By Phone: 1-800-774-7040

Return only this portion with your check made payable to PECO. Please write your account number on your check.



An Exelon Company
 2301 Market Street
 Philadelphia, PA 19103-1380

Pay Today!

peco.com/ebill
 Go paperless: receive and pay your bill online.

0007827 01 AV 0.380 **AUTO T7 0 8729 19023-362453 -C01-B1-P07834-11 34 67



CYNTHIA YOUNG
 153 WAYNE AV
 COLLINGDALE, PA 19023-3824

- Enroll in Automatic Payment. Complete form on reverse side.
- Pledge a donation to MEAF. Complete form on reverse side.

Account # 15391-41404 877-432-9384
 Pay by phone, a convenience fee will apply.

Please pay this amount by 03/05/2019 \$2,154.12

Payment Amount \$



PECO - Payment Processing
 PO Box 37629
 Philadelphia, PA 19101-0629



153914140401021541290642154124



Account Number: 15391-41404

General Information

Next scheduled meter reading: 03/14/2019

1-800-774-7040

If you have any questions or concerns, please call 800-494-4000 before the due date. Si tiene alguna pregunta, favor de llamar al numero 1-800-494-4000 antes de la fecha de vencimiento.

peco.com/service

Customer Self Service - Manage Your Account 24/7

Start, stop and move your service

Meter Information

Read Dates	Meter Number	Load Type	Reading Type	Meter Reading		Difference	Multiplier X	Total Usage
				Previous	Present			
01/10-02/11	125861252	General Service	Tot kWh	60800 Actual	62280 Actual	1,480	1	1,480
01/10-02/11	133009257	General Service	Total Ccf	3630 Actual	3780 Actual	150	1	150

Total kWh Used: 1,480

Total Ccf Used: 150



Electric Residential Service CAP

Service Period 01/10/2019 to 02/11/2019 - 32 days

PECO ELECTRIC DELIVERY		\$102.37
Customer Charge		10.00
Distribution Charges	1,480 kWh X 0.06241	92.37
ELECTRIC SUPPLY		\$100.95
Generation Charges	1,480 kWh X 0.06241	92.37
Transmission Charges	1,480 kWh X 0.00580	8.58
TAXES & FEES		\$0.01
State Tax Adjustment		-0.01
CAP Credit		-152.21
Total Current Charges		\$51.10

In-Program Arrearage

Installment Plan Balance	\$1,530.20
Current Installment	\$13.66
Additional Forgiveness	\$27.32
Number of Remaining Payments	34

Message Center

From PECO:


You are enrolled in PECO's Customer Assistance Program (CAP). A credit may be applied to your monthly bills to provide you affordable service.

New charges contain estimated total state taxes of \$4.20, including \$3.01 for State Gross Receipts Tax.

Your Total Account Balance of \$3,684.32 includes your Total Amount Due and all other Arrearage/Agreement/Deferred balances that are on this account.

Your Usage Profile
ANNUAL ELECTRIC USAGE

peco.com/smartideas
Save energy and money



Period	Usage	Avg Daily Usage	Days	Avg Daily Temp
Current Month	1,480	46.3	32	32
Last Month	2,245	66.0	34	39
Last Year	0	0.0	0	0

Avg kWh per Month: 1,223
Total Annual kWh Usage: 6,117



Account Number: 15391-41404




Gas Residential Service CAP

Service Period 01/10/2019 to 02/11/2019 - 32 days

PECO GAS DELIVERY			\$73.11
Customer Charge			11.75
Distribution Charges	150 Ccf	X 0.36250	54.38
Balancing Service Charges	150 Ccf	X 0.02444	3.67
Distribution System Improvement Charge			3.31
GAS SUPPLY			\$76.76
Natural Gas Supply Charges	150 Ccf	X 0.38674	58.01
Gas Cost Adjustment Charges	150 Ccf	X 0.12499	18.75
TAXES & FEES			-\$1.30
Federal Tax Adjustment			-0.79
State Tax Adjustment			-0.51
Total Current Charges			\$148.57

Your Usage Profile
ANNUAL GAS USAGE

peco.com/smartideas
Save energy and money



Period	Usage	Avg Daily Usage	Days	Avg Daily Temp
Current Month	150	4.7	32	32
Last Month	78	2.3	34	39
Last Year	0	0.0	0	0
Avg Ccf per Month	68			
Total Annual Ccf Usage	341			

8729-01-0007827-0002-0002456





An Exelon Company

Name: CYNTHIA YOUNG
Account Number: 80372-33102
Phone Number: 999-999-9999
Service Address: 43 Lamport Rd, Upper Darby

Emergency and Repair

800-841-4141

This is the number to call to report power outages, gas leaks or odors, and safety hazards related to PECO Equipment.

Billing Summary

Table with 2 columns: Description and Amount. Rows include Bill Date (03/12/2019), Connection charge - standard (\$6.00), Total Other Charges (\$6.00), Total New Charges (\$0.00), and Total Amount Due on 04/03/2019 (\$6.00).

General Information

Next scheduled meter reading: 04/09/2019

1-800-494-4000

If you have any questions or concerns, please call 800-494-4000 before the due date. Si tiene alguna pregunta, favor de llamar al numero 1-800-494-4000 antes de la fecha de vencimiento.

peco.com/service

Customer Self Service - Manage Your Account 24/7

Start, stop and move your service

8750-01-0017808-0001-0028095

Online: peco.com

In Person: 2301 Market St., Philadelphia, PA 19103

By Phone: 1-800-494-4000

Return only this portion with your check made payable to PECO. Please write your account number on your check.



An Exelon Company
2301 Market Street
Philadelphia, PA 19103-1380

Pay Today!

peco.com/ebill

Go paperless: receive and pay your bill online.

- Enroll in Automatic Payment. Complete form on reverse side.
Pledge a donation to MEAF. Complete form on reverse side.

Account # 80372-33102

877-432-9384

Pay by phone, a convenience fee will apply.

Please pay this amount by
04/03/2019

\$6.00

Payment Amount \$

0017808 01 AV 0.380 **AUTO T1 0 8750 19082-481443 -C01-B1-P17825-11



CYNTHIA YOUNG
43 LAMPORT RD
UPPER DARBY, PA 19082-4814



PECO - Payment Processing
PO Box 37629
Philadelphia, PA 19101-0629



803723310201000060090930006003


Name: CYNTHIA YOUNG
Account Number: 80372-33102
Phone Number: 999-999-9999
Service Address: 43 Lamport Rd, Upper Darby

Emergency and Repair

800-841-4141

This is the number to call to report power outages, gas leaks or odors, and safety hazards related to PECO Equipment.

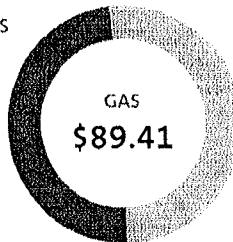
PECO ELECTRIC DELIVERY



TAXES & FEES

PECO
2301 Market Street
Philadelphia, PA 19103
800-494-4000

PECO GAS DELIVERY



TAXES & FEES

PECO
2301 Market Street
Philadelphia, PA 19103
800-494-4000

Billing Summary

Bill Date 04/05/2019
Connection charge - standard \$6.00
Total Other Charges \$6.00

Current Period Charges

Electric \$91.54
Gas \$89.41
Total New Charges \$180.95

Total Amount Due on 04/29/2019 \$186.95

General Information

Next scheduled meter reading: 05/08/2019

1-800-774-7040

If you have any questions or concerns, please call 800-494-4000 before the due date. Si tiene alguna pregunta, favor de llamar al numero 1-800-494-4000 antes de la fecha de vencimiento.

peco.com/service

Customer Self Service - Manage Your Account 24/7

Start, stop and move your service

Online: peco.com

In Person: 2301 Market St., Philadelphia, PA 19103

By Phone: 1-800-774-7040

Return only this portion with your check made payable to PECO. Please write your account number on your check.



An Exelon Company
2301 Market Street
Philadelphia, PA 19103-1380

Pay Today!

peco.com/ebill

Go paperless: receive and pay your bill online.

- Enroll in Automatic Payment. Complete form on reverse side.
- Pledge a donation to MEAF. Complete form on reverse side.

Account # 80372-33102 877-432-9384
Pay by phone, a convenience fee will apply.

Please pay this amount by 04/29/2019 \$186.95

Payment Amount \$

0018004 01 AV 0.380 **AUTO T9 0 8768 19082-481443 -C01-B1-P18022-112 45



CYNTHIA YOUNG
43 LAMPORT RD
UPPER DARBY, PA 19082-4814



PECO - Payment Processing
PO Box 37629
Philadelphia, PA 19101-0629

803723310201001869591190186956

8768-01-0018004-0001-0028321

Account Number: **80372-33102**

Meter Information

Read Dates	Meter Number	Load Type	Reading Type	Meter Reading		Difference	Multiplier X	Total Usage
				Previous	Present			
03/09-04/05	114460038	General Service	Tot kWh	330 Actual	942 Actual	612	1	612
03/09-04/05	115011448	General Service	Total Ccf	406 Actual	479 Actual	73	1	73

Total kWh Used: 612
Total Ccf Used: 73



Electric Residential Service CAP

Service Period 03/09/2019 to 04/05/2019 - 27 days

PECO ELECTRIC DELIVERY		\$43.05
Customer Charge		10.00
Distribution Charges	612 kWh X 0.06241	38.19
Distribution System Improvement Charge		-0.14
ELECTRIC SUPPLY		\$43.49
Generation Charges	612 kWh X 0.06526	39.94
Transmission Charges	612 kWh X 0.00580	3.55
Total Current Charges		\$91.54

Message Center

From PECO:

You are enrolled in PECO's Customer Assistance Program (CAP). A credit may be applied to your monthly bills to provide you affordable service.

New charges contain estimated total state taxes of \$7.05, including \$5.40 for State Gross Receipts Tax.

Your Usage Profile
ANNUAL ELECTRIC USAGE

peco.com/smartideas
Save energy and money



Period	Usage	Avg Daily Usage	Days	Avg Daily Temp
Current Month	612	22.7	27	47
Last Month	0	0.0	0	0
Last Year	0	0.0	0	0

Avg kWh per Month: 612
Total Annual kWh Usage: 612



Gas Residential Heating Service CAP

Service Period 03/09/2019 to 04/05/2019 - 27 days

PECO GAS DELIVERY		\$42.68
Customer Charge		11.75
Distribution Charges	73 Ccf X 0.36250	26.46
Balancing Service Charges	73 Ccf X 0.03507	2.56
Distribution System Improvement Charge		1.91
GAS SUPPLY		\$47.50
Natural Gas Supply Charges	73 Ccf X 0.47154	34.42
Gas Cost Adjustment Charges	73 Ccf X 0.17917	13.08



Account Number: **80372-33102**

TAXES & FEES	-\$0.77
Federal Tax Adjustment	-0.46
State Tax Adjustment	-0.31
Total Current Charges	\$89.41

Your Usage Profile
ANNUAL GAS USAGE

peco.com/smartideas
Save energy and money



Period	Usage	Avg Daily Usage	Avg Daily Days	Avg Daily Temp
Current Month	73	2.7	27	47
Last Month	0	0.0	0	0
Last Year	0	0.0	0	0
<hr/>				
Avg Ccf per Month	73			
Total Annual Ccf Usage	73			

8766-01-0018004-0002-0026322





An Exelon Company
Page 1 of 3

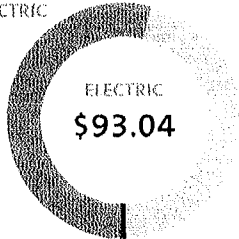
Name: CYNTHIA YOUNG
Account Number: 80372-33102
Phone Number: 999-999-9999
Service Address: 43 Lampport Rd, Upper Darby

Emergency and Repair

800-841-4141

This is the number to call to report power outages, gas leaks or odors, and safety hazards related to PECO Equipment.

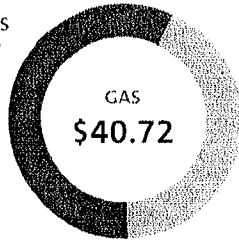
PECO ELECTRIC DELIVERY



TAXES & FEES

PECO
2301 Market Street
Philadelphia, PA 19103
800-494-4000

PECO GAS DELIVERY



TAXES & FEES

PECO
2301 Market Street
Philadelphia, PA 19103
800-494-4000

Billing Summary

Bill Date	06/05/2019
Charges from previous bill	\$314.30
Transfer service 153 WAYNE AV COLLINGDALE	\$2,086.89
Connection charge - standard	\$6.00
Connection charge - standard	\$6.00
InPA: In Program Arrearage	\$13.66
InPA: In Program Arrearage	\$13.66
Late payment charge	\$13.34
Total Other Charges	\$2,453.85

Current Period Charges

Electric	\$93.04
Gas	\$40.72
Total New Charges	\$133.76

Total Amount Due on 06/27/2019 \$2,587.61

8810-01-0019208-0001-0026466

Online: peco.com

In Person: 2301 Market St., Philadelphia, PA 19103

By Phone: 1-800-774-7040

Return only this portion with your check made payable to PECO. Please write your account number on your check.



An Exelon Company
2301 Market Street
Philadelphia, PA 19103-1380

Pay Today!

peco.com/ebill

Go paperless: receive and pay your bill online.

- Enroll in Automatic Payment. Complete form on reverse side.
- Pledge a donation to MEAF. Complete form on reverse side.

Account # 80372-33102 877-432-9384
Pay by phone, a convenience fee will apply.

Please pay this amount by 06/27/2019 \$2,587.61

Payment Amount \$

0019208 01 AV 0.380 **AUTO T6 0 8810 19082-481443 -C01-B1-P19227-I123 56



CYNTHIA YOUNG
43 LAMPORTRD
UPPER DARBY, PA 19082-4814




PECO - Payment Processing
PO Box 37629
Philadelphia, PA 19101-0629

803723310201025876191782587610



Account Number: **80372-33102**

 **Gas Residential Heating Service CAP**

Service Period 05/06/2019 to 06/05/2019 - 30 days

PECO GAS DELIVERY		\$23.55
Customer Charge		11.75
Distribution Charges	27 Ccf X 0.36250	9.79
Balancing Service Charges	27 Ccf X 0.03507	0.95
Distribution System Improvement Charge		1.06
GAS SUPPLY		\$17.57
Natural Gas Supply Charges	27 Ccf X 0.47154	12.73
Gas Cost Adjustment Charges	27 Ccf X 0.17917	4.84
TAXES & FEES		-\$0.40
Federal Tax Adjustment		-0.26
State Tax Adjustment		-0.14
Total Current Charges		\$40.72

Your Usage Profile
ANNUAL GAS USAGE

peco.com/smartideas
Save energy and money



Period	Usage	Avg Daily Usage	Avg Daily Days	Avg Daily Temp
Current Month	27	0.9	30	67
Last Month	37	1.2	31	60
Last Year	0	0.0	0	0

Avg Ccf per Month	45
Total Annual Ccf Usage	137

8810-01-0019208-0002-0028457

