



PHILADELPHIA GAS WORKS

800 West Montgomery Avenue • Philadelphia, PA 19122

Laureto Farinas, Senior Attorney
Legal Department
Telephone: (215) 684-6982
Facsimile: (215) 684-6798
8E-mail: laureto.farinas@pgworks.com

May 28, 2020

Administrative Law Judge Eranda Vero
Pennsylvania Public Utility Commission
801 Market Street
Philadelphia, PA 19107

Re: Aaron Roman v. Philadelphia Gas Works, F-2020-3018889

Dear Judge Vero:

In preparation for the telephonic hearing in the above captioned matter scheduled for 10:00 a.m., Friday, June 5, 2020, please find enclosed originals and two (2) copies of supplemental documents that PGW may introduce into evidence. For convenience of use at the hearing, I have marked these as follows:

- PGW Exhibit – 1- Statement of Account (8 pages)
- PGW Exhibit – 2- Theft Reporting Sheet and Field Information (5 pages)
- PGW Exhibit – 3- Theft Calculation (6 pages)
- PGW Exhibit – 4- BCS Decision (2 pages)
- PGW Exhibit – 5- City of Philadelphia Record (2 pages)

If you need additional information about this matter, please contact me at my direct-dial number above. Thank you.

Sincerely,

/S/ Laureto Farinas
Laureto Farinas

cc: Aaron Roman (aaron19120@yahoo.com)
Pamela McNeal (pmcneal@pa.gov)

Specific Service Agreement Statement of Account SA- 1058034971

Customer Name	From Date	To Date		
AARON ROMAN	1/1/2011	5/28/2020		
Service Address	Account Number	S A Number	Meter	Rate/Class
3938 N PERCY ST PHIL, PA 191403119	589724935	1058034971	1859645	GS

STATEMENT

Transaction Date	Transaction Type	Read Reading	Read Code	# of Days	CCF Usage	Average CCF/Day	Heating DDDs	Payment Type	Due Date	Transaction Amount	Current Balance	Actual Balance
1/10/2011	BILL	2047	R	32	35	1.09	1044		2/3/2011	\$61.95	(\$151.21)	(\$151.21)
2/8/2011	BILL	2094	R	31	47	1.52	1105		3/4/2011	\$79.99	(\$71.22)	(\$71.22)
3/10/2011	BILL	2136	R	30	42	1.4	757		4/4/2011	\$78.52	\$7.30	\$7.30
3/25/2011	PAY							Check		(\$10.00)	(\$2.70)	(\$2.70)
4/7/2011	BILL	2159	R	28	23	0.82	523		5/3/2011	\$48.69	\$45.99	\$45.99
4/22/2011	PAY							Check		(\$46.00)	(\$0.01)	(\$0.01)
5/9/2011	BILL	2180	R	30	21	0.7	217		6/2/2011	\$48.76	\$48.75	\$48.75
5/20/2011	PAY							Check		(\$49.00)	(\$0.25)	(\$0.25)
6/8/2011	BILL	2191	R	32	11	0.34	24		7/1/2011	\$37.72	\$37.47	\$37.47
6/21/2011	PAY							Check		(\$38.00)	(\$0.53)	(\$0.53)
7/8/2011	BILL	2193	R	30	2	0.07	0		8/2/2011	\$15.12	\$14.59	\$14.59
7/18/2011	PAY							Check		(\$15.00)	(\$0.41)	(\$0.41)
8/8/2011	BILL	2197	R	29	4	0.14	0		8/31/2011	\$18.25	\$17.84	\$17.84
8/22/2011	PAY							Check		(\$18.00)	(\$0.16)	(\$0.16)
9/8/2011	BILL	2202	R	33	5	0.15	1		10/3/2011	\$19.77	\$19.61	\$19.61
9/19/2011	PAY							Check		(\$20.00)	(\$0.39)	(\$0.39)
10/7/2011	BILL	2209	R	29	7	0.24	62		11/1/2011	\$22.35	\$21.96	\$21.96
10/18/2011	PAY							Check		(\$22.00)	(\$0.04)	(\$0.04)
11/7/2011	BILL	2222	R	29	13	0.45	243		12/2/2011	\$32.70	\$32.66	\$32.66
11/10/2011	PAY							Check		(\$25.52)	\$7.14	\$7.14
11/16/2011	PAY							Check		(\$7.14)	\$0.00	\$0.00
12/7/2011	BILL	2232	R	32	10	0.31	444		1/4/2012	\$28.78	\$28.78	\$28.78
12/16/2011	PAY							Check		(\$30.00)	(\$1.22)	(\$1.22)
1/9/2012	BILL	2249	R	31	17	0.55	746		2/2/2012	\$39.05	\$37.83	\$37.83
1/26/2012	PAY							Check		(\$38.00)	(\$0.17)	(\$0.17)
2/8/2012	BILL	2277	R	32	28	0.88	807		3/5/2012	\$58.33	\$58.16	\$58.16
2/15/2012	PAY							Check		(\$59.11)	(\$0.95)	(\$0.95)

PGW EXHIBIT - 1
PAGE 1 OF 6

Transaction Date	Transaction Type	Reading	Read Code	# of Days	CCF Usage	Average CCF/Day	Heating DDDs	Payment Type	Due Date	Transaction Amount	Current Balance	Actual Balance
3/9/2012	BILL	2295	R	30	18	0.6	689		4/3/2012	\$40.66	\$39.71	\$39.71
3/22/2012	PAY							Check		(\$40.00)	(\$0.29)	(\$0.29)
4/10/2012	BILL	2313	R	32	18	0.56	344		5/3/2012	\$44.03	\$43.74	\$43.74
4/17/2012	PAY							Check		(\$44.00)	(\$0.26)	(\$0.26)
5/4/2012	PAY							Check		(\$30.00)	(\$30.26)	(\$30.26)
5/9/2012	BILL	2321	R	29	8	0.28	215		6/4/2012	\$23.62	(\$6.64)	(\$6.64)
6/8/2012	PAY							Check		(\$20.00)	(\$26.64)	(\$26.64)
6/8/2012	BILL	2331	R	30	10	0.33	16		7/3/2012	\$36.43	\$9.79	\$9.79
7/10/2012	LPC									\$0.14	\$9.93	\$9.93
7/10/2012	BILL	2334	R	32	3	0.09	0		8/2/2012	\$16.07	\$26.00	\$26.00
7/17/2012	PAY							Check		(\$26.00)	\$0.00	\$0.00
8/8/2012	BILL	2337	R	29	3	0.1	0		8/31/2012	\$16.07	\$16.07	\$16.07
8/16/2012	PAY							Check		(\$20.00)	(\$3.93)	(\$3.93)
9/10/2012	BILL	2340	R	31	3	0.1	0		10/3/2012	\$16.10	\$12.17	\$12.17
9/17/2012	PAY							Check		(\$20.00)	(\$7.83)	(\$7.83)
10/9/2012	BILL	2345	R	31	5	0.16	47		11/1/2012	\$18.99	\$11.16	\$11.16
10/17/2012	PAY							Check		(\$12.00)	(\$0.84)	(\$0.84)
11/7/2012	BILL	2363	R	29	18	0.62	286		12/4/2012	\$37.48	\$36.64	\$36.64
12/10/2012	LPC									\$0.54	\$37.18	\$37.18
12/10/2012	BILL	2388	R	31	25	0.81	618		1/7/2013	\$47.36	\$84.54	\$84.54
12/20/2012	PAY							Check		(\$85.00)	(\$0.46)	(\$0.46)
1/10/2013	BILL	2409	R	33	21	0.64	802		2/5/2013	\$44.55	\$44.09	\$44.09
1/22/2013	PAY							Check		(\$25.00)	\$19.09	\$19.09
1/31/2013	PAY							Check		(\$20.00)	(\$0.91)	(\$0.91)
2/8/2013	BILL	2429	R	29	20	0.69	872		3/6/2013	\$41.91	\$41.00	\$41.00
3/4/2013	PAY							Check		(\$41.22)	(\$0.22)	(\$0.22)
3/12/2013	BILL	2460	R	29	31	1.07	794		4/5/2013	\$58.20	\$57.98	\$57.98
3/29/2013	PAY							Check		(\$58.00)	(\$0.02)	(\$0.02)
4/9/2013	BILL	2475	R	31	15	0.48	651		5/2/2013	\$34.39	\$34.37	\$34.37
4/25/2013	PAY							Check		(\$35.00)	(\$0.63)	(\$0.63)
5/8/2013	BILL	2482	R	29	7	0.24	228		6/3/2013	\$23.08	\$22.45	\$22.45
5/23/2013	PAY							Check		(\$23.00)	(\$0.55)	(\$0.55)
6/8/2013	BILL	2484	R	30	2	0.07	60		7/2/2013	\$15.05	\$14.50	\$14.50
6/14/2013	PAY							Check		(\$20.00)	(\$5.50)	(\$5.50)
7/9/2013	BILL	2487	R	32	3	0.09	0		8/1/2013	\$16.59	\$11.09	\$11.09

Transaction Date	Transaction Type	Reading	Read Code	# of Days	CCF Usage	Average CCF/Day	Heating DDDs	Payment Type	Due Date	Transaction Amount	Current Balance	Actual Balance
7/18/2013	PAY							Check		(\$12.00)	(\$0.91)	(\$0.91)
8/7/2013	BILL	2490	R	29	3	0.1	0		8/30/2013	\$16.92	\$16.01	\$16.01
8/29/2013	PAY							Check		(\$17.00)	(\$0.99)	(\$0.99)
9/10/2013	BILL	2496	R	31	6	0.19	0		10/3/2013	\$21.39	\$20.40	\$20.40
9/26/2013	PAY							Check		(\$21.00)	(\$0.60)	(\$0.60)
10/8/2013	BILL	2496	R	31	0	0	36		10/31/2013	\$12.39	\$11.79	\$11.79
10/18/2013	PAY							Check		(\$12.00)	(\$0.21)	(\$0.21)
11/6/2013	BILL	2501	R	29	5	0.17	257		12/3/2013	\$19.83	\$19.62	\$19.62
12/5/2013	PAY							Check		(\$20.00)	(\$0.38)	(\$0.38)
12/7/2013	BILL	2510	R	30	9	0.3	604		1/3/2014	\$25.26	\$24.88	\$24.88
12/19/2013	PAY							Check		(\$25.00)	(\$0.12)	(\$0.12)
1/8/2014	BILL	2553	R	33	43	1.3	992		2/3/2014	\$72.34	\$72.22	\$72.22
1/16/2014	PAY							Check		(\$73.00)	(\$0.78)	(\$0.78)
2/8/2014	BILL	2588	R	30	35	1.17	1034		3/5/2014	\$61.21	\$60.43	\$60.43
2/27/2014	PAY							Check		(\$61.00)	(\$0.57)	(\$0.57)
3/11/2014	BILL	2641	R	32	53	1.66	1042		4/3/2014	\$85.39	\$84.82	\$84.82
3/27/2014	PAY							Check		(\$85.00)	(\$0.18)	(\$0.18)
4/10/2014	BILL	2659	R	29	18	0.62	609		5/6/2014	\$38.60	\$38.42	\$38.42
4/24/2014	PAY							Check		(\$40.00)	(\$1.58)	(\$1.58)
5/9/2014	BILL	2668	R	29	9	0.31	251		6/3/2014	\$25.84	\$24.26	\$24.26
5/22/2014	PAY							Check		(\$25.00)	(\$0.74)	(\$0.74)
6/10/2014	BILL	2671	R	30	3	0.1	25		7/3/2014	\$16.82	\$16.08	\$16.08
6/19/2014	PAY							Check		(\$20.00)	(\$3.92)	(\$3.92)
7/10/2014	BILL	2676	R	32	5	0.16	0		8/4/2014	\$20.09	\$16.17	\$16.17
7/17/2014	PAY							Check		(\$30.00)	(\$13.83)	(\$13.83)
8/7/2014	PAY							Check		(\$20.00)	(\$33.83)	(\$33.83)
8/8/2014	BILL	2681	R	29	5	0.17	0		9/2/2014	\$20.38	(\$13.45)	(\$13.45)
9/9/2014	BILL	2686	R	30	5	0.17	0		10/2/2014	\$20.29	\$6.84	\$6.84
9/25/2014	PAY							Check		(\$7.00)	(\$0.16)	(\$0.16)
10/8/2014	BILL	2698	R	31	12	0.39	37		10/30/2014	\$29.56	\$29.40	\$29.40
10/22/2014	PAY							Check		(\$30.00)	(\$0.60)	(\$0.60)
11/5/2014	BILL	2703	R	29	5	0.17	210		12/2/2014	\$19.84	\$19.24	\$19.24
11/20/2014	PAY							Check		(\$20.00)	(\$0.76)	(\$0.76)
12/9/2014	BILL	2727	R	31	24	0.77	637		1/6/2015	\$46.15	\$45.39	\$45.39
12/18/2014	PAY							Check		(\$46.00)	(\$0.61)	(\$0.61)

Transaction Date	Transaction Type	Reading	Read Code	# of Days	CCF Usage	Average CCF/Day	Heating DDDs	Payment Type	Due Date	Transaction Amount	Current Balance	Actual Balance
1/9/2015	BILL	2766	R	33	39	1.18	849		2/3/2015	\$69.03	\$68.42	\$68.42
1/29/2015	PAY							Check		(\$69.00)	(\$0.58)	(\$0.58)
2/7/2015	BILL	2793	R	29	27	0.93	1001		3/4/2015	\$49.01	\$48.43	\$48.43
2/26/2015	PAY							Check		(\$50.00)	(\$1.57)	(\$1.57)
3/10/2015	BILL	2825	R	29	32	1.1	1130		4/2/2015	\$51.63	\$50.06	\$50.06
3/26/2015	PAY							Check		(\$50.00)	\$0.06	\$0.06
4/8/2015	LPC									\$0.00	\$0.06	\$0.06
4/8/2015	BILL	2865	R	32	40	1.25	660		5/1/2015	\$61.91	\$61.97	\$61.97
4/23/2015	PAY							Check		(\$62.00)	(\$0.03)	(\$0.03)
5/7/2015	BILL	2883	R	29	18	0.62	220		6/2/2015	\$36.70	\$36.67	\$36.67
5/21/2015	PAY							Check		(\$37.00)	(\$0.33)	(\$0.33)
6/9/2015	BILL	2890	R	30	7	0.23	32		7/2/2015	\$22.56	\$22.23	\$22.23
6/18/2015	PAY							Check		(\$23.00)	(\$0.77)	(\$0.77)
7/8/2015	BILL	2900	R	32	10	0.31	0		7/31/2015	\$24.60	\$23.83	\$23.83
7/16/2015	PAY							Check		(\$24.00)	(\$0.17)	(\$0.17)
8/8/2015	BILL	2905	R	30	5	0.17	0		9/1/2015	\$18.37	\$18.20	\$18.20
8/27/2015	PAY							Check		(\$20.00)	(\$1.80)	(\$1.80)
9/8/2015	BILL	2911	R	29	6	0.21	0		10/1/2015	\$19.57	\$17.77	\$17.77
9/24/2015	PAY							Check		(\$18.00)	(\$0.23)	(\$0.23)
10/7/2015	BILL	2917	R	32	6	0.19	40		10/30/2015	\$19.57	\$19.34	\$19.34
10/22/2015	PAY							Check		(\$20.00)	(\$0.66)	(\$0.66)
11/6/2015	BILL	2924	R	29	7	0.24	184		12/3/2015	\$21.27	\$20.61	\$20.61
11/19/2015	PAY							Check		(\$21.00)	(\$0.39)	(\$0.39)
12/8/2015	BILL	2947	R	30	23	0.77	395		1/5/2016	\$44.64	\$44.25	\$44.25
12/18/2015	PAY							Check		(\$45.00)	(\$0.75)	(\$0.75)
1/9/2016	BILL	2986	R	34	39	1.15	586		2/3/2016	\$69.48	\$68.73	\$68.73
1/15/2016	PAY							Check		(\$36.00)	\$32.73	\$32.73
2/9/2016	LPC									\$0.49	\$33.22	\$33.22
2/9/2016	BILL	3023	R	29	37	1.28	818		3/3/2016	\$58.31	\$91.53	\$91.53
2/25/2016	PAY							Check		(\$92.00)	(\$0.47)	(\$0.47)
3/8/2016	BILL	3087	R	31	64	2.06	827		4/1/2016	\$91.00	\$90.53	\$90.53
3/25/2016	PAY							Check		(\$92.00)	(\$1.47)	(\$1.47)
4/7/2016	BILL	3115	R	30	28	0.93	364		5/2/2016	\$53.63	\$52.16	\$52.16
4/21/2016	PAY							Check		(\$53.00)	(\$0.84)	(\$0.84)
5/7/2016	BILL	3153	R	29	38	1.31	282		6/1/2016	\$58.27	\$57.43	\$57.43

Transaction Date	Transaction Type	Reading	Read Code	# of Days	CCF Usage	Average CCF/Day	Heating DDDs	Payment Type	Due Date	Transaction Amount	Current Balance	Actual Balance
5/19/2016	PAY							Check		(\$60.00)	(\$2.57)	(\$2.57)
6/7/2016	BILL	3168	R	32	15	0.47	91		6/30/2016	\$30.44	\$27.87	\$27.87
6/30/2016	PAY							Check		(\$30.00)	(\$2.13)	(\$2.13)
7/8/2016	BILL	3172	R	30	4	0.13	0		8/1/2016	\$17.63	\$15.50	\$15.50
7/28/2016	PAY							Check		(\$16.00)	(\$0.50)	(\$0.50)
8/6/2016	BILL	3177	R	29	5	0.17	0		8/30/2016	\$18.80	\$18.30	\$18.30
8/25/2016	PAY							Check		(\$20.00)	(\$1.70)	(\$1.70)
9/7/2016	BILL	3184	R	33	7	0.21	0		9/30/2016	\$21.24	\$19.54	\$19.54
9/22/2016	PAY							Check		(\$20.00)	(\$0.46)	(\$0.46)
10/6/2016	BILL	3188	R	29	4	0.14	18		10/31/2016	\$18.11	\$17.65	\$17.65
10/20/2016	PAY							Check		(\$20.00)	(\$2.35)	(\$2.35)
11/4/2016	BILL	3202	R	29	14	0.48	192		12/1/2016	\$33.64	\$31.29	\$31.29
12/1/2016	PAY							Check		(\$32.00)	(\$0.71)	(\$0.71)
12/7/2016	BILL	3223	R	33	21	0.64	532		1/3/2017	\$42.00	\$41.29	\$41.29
12/29/2016	PAY							Check		(\$42.00)	(\$0.71)	(\$0.71)
1/10/2017	BILL	3260	R	34	37	1.09	986		2/3/2017	\$60.66	\$59.95	\$59.95
1/26/2017	PAY							Check		(\$60.00)	(\$0.05)	(\$0.05)
2/8/2017	BILL	3305	R	29	45	1.55	697		3/6/2017	\$79.13	\$79.08	\$79.08
2/23/2017	PAY							Check		(\$80.00)	(\$0.92)	(\$0.92)
3/9/2017	BILL	3341	R	29	36	1.24	564		4/3/2017	\$68.50	\$67.58	\$67.58
3/22/2017	PAY							Check		(\$68.00)	(\$0.42)	(\$0.42)
4/7/2017	BILL	3370	R	29	29	1	599		5/3/2017	\$52.13	\$51.71	\$51.71
4/20/2017	PAY							Check		(\$52.00)	(\$0.29)	(\$0.29)
5/9/2017	BILL	3387	R	29	17	0.59	157		6/2/2017	\$42.20	\$41.91	\$41.91
5/18/2017	PAY							Check		(\$42.00)	(\$0.09)	(\$0.09)
6/7/2017	BILL	3408	R	32	21	0.66	107		6/30/2017	\$39.98	\$39.89	\$39.89
6/16/2017	PAY							Check		(\$40.00)	(\$0.11)	(\$0.11)
7/7/2017	BILL	3408	R	30	0	0	6		8/1/2017	\$13.06	\$12.95	\$12.95
7/27/2017	PAY							Check		(\$13.00)	(\$0.05)	(\$0.05)
8/8/2017	BILL	3408	R	29	0	0	0		8/31/2017	\$13.06	\$13.01	\$13.01
8/24/2017	PAY							Check		(\$15.00)	(\$1.99)	(\$1.99)
9/8/2017	BILL	3408	R	33	0	0	5		10/2/2017	\$13.05	\$11.06	\$11.06
9/21/2017	PAY							Check		(\$12.00)	(\$0.94)	(\$0.94)
10/7/2017	BILL	3408	R	29	0	0	18		10/31/2017	\$13.06	\$12.12	\$12.12
10/19/2017	PAY							Check		(\$12.00)	\$0.12	\$0.12

Transaction Date	Transaction Type	Reading	Read Code	# of Days	CCF Usage	Average CCF/Day	Heating DDDs	Payment Type	Due Date	Transaction Amount	Current Balance	Actual Balance
11/7/2017	LPC									\$0.00	\$0.12	\$0.12
11/7/2017	BILL	3408	R	29	0	0	112		12/1/2017	\$13.06	\$13.18	\$13.18
11/16/2017	PAY							Check		(\$14.00)	(\$0.82)	(\$0.82)
12/7/2017	BILL	3485	R	33	77	2.33	609		1/4/2018	\$114.65	\$113.83	\$113.83
12/28/2017	PAY							Check		(\$113.00)	\$0.83	\$0.83
1/10/2018	LPC									\$0.01	\$0.84	\$0.84
1/10/2018	BILL	3523	R	34	38	1.12	1192		2/5/2018	\$63.35	\$64.19	\$64.19
1/25/2018	PAY							Check		(\$65.00)	(\$0.81)	(\$0.81)
2/8/2018	BILL	3576	R	29	53	1.83	808		3/6/2018	\$94.53	\$93.72	\$93.72
2/22/2018	PAY							Check		(\$93.00)	\$0.72	\$0.72
3/10/2018	LPC									\$0.01	\$0.73	\$0.73
3/10/2018	BILL	3607	R	29	31	1.07	618		4/4/2018	\$64.72	\$65.45	\$65.45
3/22/2018	PAY							Check		(\$66.00)	(\$0.55)	(\$0.55)
4/10/2018	BILL	3639	R	32	32	1	735		5/3/2018	\$53.64	\$53.09	\$53.09
4/19/2018	PAY							Check		(\$54.00)	(\$0.91)	(\$0.91)
5/9/2018	BILL	3654	R	29	15	0.52	269		6/4/2018	\$34.10	\$33.19	\$33.19
5/17/2018	PAY							Check		(\$34.00)	(\$0.81)	(\$0.81)
6/9/2018	BILL	3663	R	30	9	0.3	37		7/3/2018	\$29.47	\$28.66	\$28.66
6/28/2018	PAY							Check		(\$30.00)	(\$1.34)	(\$1.34)
7/10/2018	BILL	3672	R	32	9	0.28	2		8/2/2018	\$26.92	\$25.58	\$25.58
7/26/2018	PAY							Check		(\$26.00)	(\$0.42)	(\$0.42)
8/9/2018	BILL	3677	R	29	5	0.17	0		9/4/2018	\$21.59	\$21.17	\$21.17
8/23/2018	PAY							Check		(\$22.00)	(\$0.83)	(\$0.83)
9/11/2018	BILL	3703	R	31	26	0.84	0		10/4/2018	\$49.50	\$48.67	\$48.67
9/20/2018	PAY							Check		(\$48.67)	\$0.00	\$0.00

Specific Service Agreement Statement of Account SA- 6497183027

Customer Name	From Date	To Date			
AARON ROMAN	1/1/2018	5/28/2020			
Service Address	Account Number	S A Number	Meter	Rate/Class	
3938 N PERCY ST PHIL, PA 191403119	589724935	6497183027	1859645	GS	

STATEMENT

Transaction Date	Transaction Type	Read Reading	Read Code	# of Days	CCF Usage	Average CCF/Day	Heating DDDs	Payment Type	Due Date	Transaction Amount	Current Balance	Actual Balance
9/20/2018	PAY							Check		(\$0.33)	(\$0.33)	(\$0.33)
10/9/2018	BILL	3711	R	31	8	0.26	13		11/1/2018	\$27.56	\$27.23	\$27.23
10/18/2018	PAY							Check		(\$28.00)	(\$0.77)	(\$0.77)
11/7/2018	BILL	3731	R	29	20	0.69	313		12/4/2018	\$45.77	\$45.00	\$45.00
11/29/2018	PAY							Check		(\$45.00)	\$0.00	\$0.00
12/7/2018	BILL	3780	R	30	49	1.63	724		1/4/2019	\$89.28	\$89.28	\$89.28
12/27/2018	PAY							Check		(\$89.28)	\$0.00	\$0.00

Specific Service Agreement Statement of Account SA- 3710105829

PGW EXHIBIT - 1
PAGE 8 OF 8

Customer Name	From Date	To Date		
AARON ROMAN	1/1/2011	5/28/2020		
Service Address	Account Number	S A Number	Meter	Rate/Class
3938 N PERCY ST PHIL, PA 191403119	589724935	3710105829	1859645	GS

STATEMENT

Transaction Date	Transaction Type	Reading	Read Code	# of Days	CCF Usage	Average CCF/Day	Heating DDDs	Payment Type	Due Date	Transaction Amount	Current Balance	Actual Balance
12/27/2018	PAY							Check		(\$0.72)	(\$0.72)	(\$0.72)
1/10/2019	BILL	3827	R	34	47	1.38	824		2/5/2019	\$95.15	\$94.43	\$94.43
1/24/2019	PAY							Check		(\$95.00)	(\$0.57)	(\$0.57)
2/9/2019	BILL	3873	R	29	46	1.59	956		3/6/2019	\$90.60	\$90.03	\$90.03
2/21/2019	PAY							Check		(\$91.00)	(\$0.97)	(\$0.97)
3/12/2019	BILL	3900	R	29	27	0.93	845		4/4/2019	\$59.88	\$58.91	\$58.91
3/21/2019	PAY							Check		(\$60.00)	(\$1.09)	(\$1.09)
4/9/2019	BILL	3922	R	31	22	0.71	519		5/3/2019	\$52.81	\$51.72	\$51.72
4/18/2019	PAY							Check		(\$52.00)	(\$0.28)	(\$0.28)
5/9/2019	BILL	3931	R	30	9	0.3	112		6/4/2019	\$30.27	\$29.99	\$29.99
5/30/2019	PAY							Check		(\$30.00)	(\$0.01)	(\$0.01)
6/11/2019	BILL	3940	R	30	9	0.3	54		7/5/2019	\$30.19	\$30.18	\$30.18
6/27/2019	PAY							Check		(\$31.00)	(\$0.82)	(\$0.82)
7/10/2019	BILL	3952	R	32	12	0.38	2		8/2/2019	\$34.98	\$34.16	\$34.16
7/25/2019	PAY							Check		(\$35.00)	(\$0.84)	(\$0.84)
8/9/2019	BILL	3952	R	29	0	0	0		9/3/2019	\$14.75	\$13.91	\$13.91
8/22/2019	PAY							Check		(\$14.00)	(\$0.09)	(\$0.09)
9/10/2019	BILL	3960	R	33	8	0.24	0		10/3/2019	\$28.21	\$28.12	\$28.12
9/19/2019	PAY							Check		(\$29.00)	(\$0.88)	(\$0.88)
10/9/2019	BILL	3992	R	29	32	1.1	20		11/1/2019	\$71.97	\$71.09	\$71.09
10/17/2019	PAY							Check		(\$43.00)	\$28.09	\$28.09
10/17/2019	PAY							Check		(\$29.00)	(\$0.91)	(\$0.91)
11/8/2019	BILL	4007	R	29	15	0.52	233		12/5/2019	\$41.03	\$40.12	\$40.12
11/16/2019	BILL	4026	R	8	19	2.38	194		12/11/2019	\$27.75	\$67.87	\$67.87
11/27/2019	PAY							Check		(\$68.00)	(\$0.13)	(\$0.13)
12/20/2019	ESTGAS									\$7,221.10	\$7,220.97	\$7,220.97



Theft Reporting Sheet

Address of Bypass: 3938 N Percy St/Philadelphia,Pa Apt #: Floor:

Date found: Nov 14, 2019 Time Found: Time Reported: Taken by: keal

Reporting Employee: J HOLDER 12991 Dept: Field

Reporting Employee: Dept:

Reporting Employee: Dept:

Reason for Visit: MRD TIP ASSIST LEAK RPU OTHER

How was PGW admitted: Roman, Aaron

Occupant: Roman, Aaron How Long:

How was gas found? On OFF

Bypass: How Installed:

- Flex Connector
 - Rubber Hose
 - Iron Pipe
 - Reversed Meter
 - Stolen Meter
 - Tampered Meter Details:
 - Other
- Inlet to Outlet
 - Hose to Fuel Line
 - Inlet to Fuel Line

*Stolen Meter Info: Number: 1595783 Index:

Address of Record for STL: 3135 N DARIAN APT: Floor:

S/O of last active Index: Date: Rate:

Appl on Fuel Line: HH: 70 AWH: 34 AGR: 54 DRYER: 22 OTHER:

Meter of Record Recovered: YES #: 1859645 Index: 4026 Where:

How was gas shut off? LOCKING PLUG AND C/B WITH EXPANDER

P.T.N.? Yes No Leak? Yes No Pictures? Yes No Investigator's Name:

Police on Scene: Dist: Car: Name: Badge:

Additional Comments:

P/E:

Abandoned: Yes No Main Footway

Field Information

Order Num Order Type Customer Name

Field Activity Sequence

Sequence	Work Date	Employee	Status Code	Comp Type	Dispatch Type	Window	Time	Gas Found	Gas Left
▶ 10651778	11-14-19	Jason Holder	CMP	Completed By FSD	Primary	1305-1405	11/14/2019 3:23 PM	ON	ON
10651759	11-14-19	Syheed Willis	CAN		Primary	1305-1405			

Field Activity Details

Gas Status | Appliance Data | Hazard Data | Non-Part Charges | Safety Survey | Meter Order | Parts Summary | Activities | Completion Time | Survey Check | Acct. Codes |

Free Form Comment
 ▶ Foreign odor throughout the city. no leak or readings found. Made 50ft area checks and checked at Percy and Luzerne St. clear. Checked COR property. FFV clear but bypass f

Others Order Data

Customer Re	Order Type Desc	Special Instructions
▶ Y	Gas Leak Outside	Elizabeth called because of gas smell outside her home. Stated its throughout her neighborhood. Cross street is N Percy St & W Luzerne S

Field Information

Order Num Order Type Customer Name

Field Activity Sequence

Sequence	Work Date	Employee	Status Code	Comp Type	Dispatch Type	Window	Time	Gas Found	Gas Left
▶ 10651778	11-14-19	Jason Holder	CMP	Completed By FSD	Primary	1305-1405	11/14/2019 3:23 PM	ON	ON
10651759	11-14-19	Syheed Willis	CAN		Primary	1305-1405			

Field Activity Details

Gas Status | Appliance Data | Hazard Data | Non-Part Charges | Safety Survey | Meter Order | Parts Summary | Activities | Completion Time | Survey Check | Acct. Codes |

▶ 50ft area checks and checked at Percy and Luzerne St. clear. Checked COR property. FFV clear but bypass found, ERT head missing and another mtr on floor... Called RPU.

Others Order Data

Customer Re	Order Type Desc	Special Instructions
▶ Y	Gas Leak Outside	Elizabeth called because of gas smell outside her home. Stated its throughout her neighborhood. Cross street is N Percy St & W Luzerne S

Field Information

Order Num Order Type Customer Name

Field Activity Sequence

Sequence	Work Date	Employee	Status Code	Comp Type	Dispatch Type	Window	Time	Gas Found	Gas Left
▶ 10652224	11-14-19	Jason Holder	CMP	Completed By FSD	Primary	1200-1600	11/14/2019 3:34 PM	ON	OFF
10652080	11-14-19	Jason Holder	CAN		Primary	1200-1600			

Field Activity Details

Gas Status | Appliance Data | Hazard Data | Non-Part Charges | Safety Survey | Meter Order | Parts Summary | Activities | Completion Time | Survey Check | Acct. Codes

Free Form Comment

▶ Found tampered mtr bypass. ERThead missing. Mtr installed is a stolen mtr. Mtr #1595783 with ERT missing. Mtr in system #1859645. index 4026 found on floor. Removed bot

Others Order Data

Customer Re	Order Type Desc	Special Instructions	Created By	Contact Name	Contact Number
▶ Y	Unbilled Usage Investigation	BYPASS FOUND	bkeal1		

Close

Field Information

Order Num Order Type Customer Name

Field Activity Sequence

Sequence	Work Date	Employee	Status Code	Comp Type	Dispatch Type	Window	Time	Gas Found	Gas Left
▶ 10652224	11-14-19	Jason Holder	CMP	Completed By FSD	Primary	1200-1600	11/14/2019 3:34 PM	ON	OFF
10652080	11-14-19	Jason Holder	CAN		Primary	1200-1600			

Field Activity Details

Gas Status | Appliance Data | Hazard Data | Non-Part Charges | Safety Survey | Meter Order | Parts Summary | Activities | Completion Time | Survey Check | Acct. Codes


Free Form Comment

▶ 59645. index 4026 found on floor. Removed both. installed locking plugs. bikelock and curbed w new expander. Left PTN. HH70.000 AWH34.000 AGR54.000 Dryer22.000

Others Order Data

Customer Re	Order Type Desc	Special Instructions	Created By	Contact Name	Contact Number
▶ Y	Unbilled Usage Investigation	BYPASS FOUND	bkeal1		

Close



PGW EXHIBIT - 2
PAGE 4 OF 5



PGW EXHIBIT - 2
PAGE 5 OF 5



DEBIT TO ESTIMATED GAS

TO: CUSTOMER ACCOUNTING DEPARTMENT

ATTN:

FROM: B KEAL

DATE 12/18/2019

NAME Roman, Aaron

ADDRESS 3938 N Percy St/Philadelphia,Pa

ACCOUNT# 0005 8972 4935

DEBIT TO ESTIMATED GAS

\$7,221.10



ADDITIONAL CHARGES

**DEPOSIT
TURN ON**

TOTAL CHARGES

\$7,221.10

BILL DATES 10/4/11 TO 11/14/19

PGW EXHIBIT - 3
PAGE 1 OF 6



Bill Segments Total [X]

Total Number Of Days: 365

Total \$ Amount: 1,303.68

Average Amt Per Day: 3.57

Total Usage: 861.00

Average Usage Per Day: 2.36

OK

HISTORIC USAGE FROM 6/8/06 TO 5/9/07

Premise Billing History [Help] [Icons]

Search Criteria

Premise... 9994904994 Address: 3938 N Percy St/Philadelphia, Pa 19140-3119

Start Read Date: 05/09/2007

Restrict Display To USA's of Type: [] Show Customer's Name Apply Criteria

	Read Date	SA Type	Days	Read Code	\$ Amount	Usage	Demand	Customer
<input checked="" type="checkbox"/>	05/09/2007	G2-GS	29	R	\$108.64	48.00 CCF	0.00	Peterson, Nellie R
<input checked="" type="checkbox"/>	04/10/2007	G2-GS	32	R	\$108.64	108.00 CCF	0.00	Peterson, Nellie R
<input checked="" type="checkbox"/>	03/09/2007	G2-GS	29	R	\$108.64	163.00 CCF	0.00	Peterson, Nellie R
<input checked="" type="checkbox"/>	02/08/2007	G2-GS	29	R	\$108.64	155.00 CCF	0.00	Peterson, Nellie R
<input checked="" type="checkbox"/>	01/10/2007	G2-GS	34	R	\$108.64	114.00 CCF	0.00	Peterson, Nellie R
<input checked="" type="checkbox"/>	12/07/2006	G2-GS	31	R	\$108.64	92.00 CCF	0.00	Peterson, Nellie R
<input checked="" type="checkbox"/>	11/06/2006	G2-GS	31	R	\$108.64	79.00 CCF	0.00	Peterson, Nellie R
<input checked="" type="checkbox"/>	10/06/2006	G2-GS	29	R	\$108.64	21.00 CCF	0.00	Peterson, Nellie R

Total Bill Segments... Financial Details...

Premise Billing History [Help] [Icons]

Search Criteria

Premise... 9994904994 Address: 3938 N Percy St/Philadelphia, Pa 19140-3119

Start Read Date: 05/09/2007

Restrict Display To USA's of Type: [] Show Customer's Name Apply Criteria

	Read Date	SA Type	Days	Read Code	\$ Amount	Usage	Demand	Customer
<input checked="" type="checkbox"/>	09/07/2006	G2-GS	30	R	\$108.64	15.00 CCF	0.00	Peterson, Nellie R
<input checked="" type="checkbox"/>	08/08/2006	G2-GS	29	R	\$108.64	14.00 CCF	0.00	Peterson, Nellie R
<input checked="" type="checkbox"/>	07/10/2006	G2-GS	32	R	\$108.64	21.00 CCF	0.00	Peterson, Nellie R
<input checked="" type="checkbox"/>	06/08/2006	G2-GS	30	R	\$108.64	31.00 CCF	0.00	Peterson, Nellie R
<input type="checkbox"/>	05/09/2006	G2-GS	32	R	\$108.64	51.00 CCF	0.00	Peterson, Nellie R
<input type="checkbox"/>	04/07/2006	G2-GS	29	R	\$108.64	76.00 CCF	0.00	Peterson, Nellie R
<input type="checkbox"/>	03/09/2006	G2-GS	29	R	\$108.64	125.00 CCF	0.00	Peterson, Nellie R
<input type="checkbox"/>	02/08/2006	G2-GS	30	R	\$108.64	102.00 CCF	0.00	Peterson, Nellie R

Total Bill Segments... Financial Details...





Degree Days Calculator

Help

Criteria

Current Year
 20 Years Average

	Month	Day	Year
Start Date:	10	4	2011
End Date:	11	14	2019

Calculate

Degree Days

Number of Days: 2963

Total Degree Days: 34155.00





Philadelphia Gas Works - Historical Usage Calculator

Total volume of gas consumed during good 12 months of historical usage (CCF):	861
Average volume of gas used per month based on good 12 months of historical usage (CCF):	71.750
Start Date of Theft:	10/4/2011
End Date of Theft:	11/14/2019
Total days of Theft Time Period:	2963
Total days of Theft Time Period converted into total Months:	98.767
Total volume of gas used and to be billed as "ESTGAS" in CCF:	7,086.508
Total volume of gas used and to be billed as "ESTGAS" in CCF rounded up:	7,087



Bill Segments Total	
Total Number Of Days:	952
Total \$ Amount:	1,440.14
Average Amt Per Day:	1.51
Total Usage:	656.00
Average Usage Per Day:	0.69
<input type="button" value="OK"/>	

Bill Segments Total	
Total Number Of Days:	944
Total \$ Amount:	1,307.38
Average Amt Per Day:	1.38
Total Usage:	684.00
Average Usage Per Day:	0.72
<input type="button" value="OK"/>	

Bill Segments Total	
Total Number Of Days:	941
Total \$ Amount:	987.33
Average Amt Per Day:	1.05
Total Usage:	409.00
Average Usage Per Day:	0.43
<input type="button" value="OK"/>	

Bill Segments Total	
Total Number Of Days:	124
Total \$ Amount:	158.86
Average Amt Per Day:	1.28
Total Usage:	68.00
Average Usage Per Day:	0.55
<input type="button" value="OK"/>	

1440.14

1307.38

987.33

-158.86

3893.71 CUST CHARGE AND USAGE BILLED





PGW Bill Calculation revised 12/9/2019

Beginning Read	Ending Read	Start Date (From Date)	End Date (To Date)	Number Of Dials	Actual Deg Days	USA Daily Base Load	If there is no amount for the Base Load, USE the Defaulted Base Loads below for the correct Customer Class:
0	7087	10/4/2011	11/14/2019	4	34,155	0.83	
Consumption		Number Of Days		Average Consumption per day		*20 Yr Avg Deg Day	Heating?
7087		/ 2963		= 2.3918326		36,547	Yes <input checked="" type="checkbox"/>
Rate Class				Senior Discount	Supplier Yes/No	Taxable Yes/No	
GSR				0	No <input type="checkbox"/>	No <input checked="" type="checkbox"/>	
Cust Charge	Commodity	Commodity Charge Credit	GCR	Gas Cost Adjustment	Distribution Charge	WNA Charges	DSIC
\$1,229.79	+ \$3,608.86	+ \$0.00	+ \$0.00	+ -\$45.90	+ \$5,856.78	+ \$115.31	+ \$349.97
Sub Total		Amount of Discount		Sub Total		State Tax	1% City Tax
= \$11,114.81		- \$0.00		= \$11,114.81		+ \$0.00	+ \$0.00
						Grand Total For GSR	= \$11,114.81

- Cust Class 0 = 16.75
- Cust Class 2 = 0.45
- Cust Class 3, 4 and 5 = 0.00
- Cust Class 8 = 3.58
- Cust Class 9 = 5.38
- Cust Class P = 0.57
- Cust Class V = 0.55 above defaults for 2019 - 2020

* Historic Degree Days switched from 30 year average to 20 year average on 12/1/2017

11114.81 TOTAL
 -3893.71 CUST CHARGE AND USAGE BILLED
 7221.1 DIFFERENCE

PHILADELPHIA GAS WORKS

PUC

Closing XML

Case Number: 3754326
Company Name: PGW (PHILA. GAS WORKS (NGDC))
Company Code: 0766
Company Type: GAS TRANSPORTER
Customer First Name: AARON
Customer Middle Initial:
Customer Last Name: ROMAN
Account Number: 589724935
Service Address 1: 3938 NORTH PERCY STREET
Service Address 2:
Service City: PHILADELPHIA
Service State: PA
Service Zip 5: 19140
Service Zip 4:
Decision Issue: Y
Oral Written: W
Violation: NO
Chapter:
Section Rule:
Total Balance: 7220.97
Date Closed: 2020-01-07
Resolution: DECISION LETTER ISSUED-- CASE DISMISSED: CUSTOMER CONTACTED THE PUC TO DISPUTE UU CHARGES OF \$7220.97 FROM 2011- 11/19. CUSTOMER REQUESTING PAR TO ESTABLISH SERVICE IN HIS NAME. THE COMPANY REPORTED THAT THEY CAME OUT ON 11/14/19 IN RESPONSE TO POSSIBLE GAS LEAK AND DISCOVERED TAMPERED METER BYPASS AND A METER THAT WAS NOT ASSIGNED TO THE PROPERTY. THE INSTALLED METER (#1595783 HAD A MISSING ERT AND BELONG TO 3135 N PERCY STREET. METER #1859645 BELONG TO THE SERVICE ADDRESS WAS REMOVED. THE TECH SHUTOFF GAS AT THE CURB. THE COMPANY CAME OUT AGAIN ON 12/12/19 FOR UNBILLED USAGE INVESTIGATION AND FOUND THE GAS WAS ON AND LEFT OFF WITH AN EXPANDER AT THE CURB. CUSTOMER WAS BILLED FOR UU FROM 10/4/11 - 11/14/19 FOR \$11,114.81 - 3893.71 (AMOUNT BILLED FOR THE UU TIMELINE, LEAVING \$7221.10. PUC UNABLE TO OFFER PAR ON UU. CASE DISMISSED. PER COMPANY REPORT.. COMPANY REQUESTING \$7344.20 (\$7220.97 UU CHARGES + \$123.23 RECONNECTION FEE) TO RESTORE AND ESTABLISH SERVICE IN APPLICANT'S NAME.

Balance Date: 2019-12-26
Service Restored Pay: 0.00
Service Continue Amount: 0.00
Service Continue Date:
Terms:
Special Budget Amount: 0.00

PGW EXHIBIT - 4
PAGE 1 OF 2

Regular Budget Amount: 54.00
Arrears Payment Plus: 0.00
FinalMonthlyPayment: 0.00
CurrentMonthlyPayment: 0.00
EndMonthlyPayment: 0.00
LetterDescription:
HeadDate: 2020-01-09
Paragraph:
Bill Date:
Reconnect Amount: 0
Pay Amount: 0.00
BCS Investigator First Name: RICKY
BCS Investigator Last Name: WIJAYA
Number Of Time Send: 1
Number Of Time Faxed: 0
PUC Fax: 7177876641

3938 N PERCY ST

Philadelphia, PA 19140-3119



We're working on a **new property search website** with more information and features. We'd appreciate your feedback as we improve the new site.

OWNER

ROMAN AARON

MAILING ADDRESS

3938 N PERCY ST
Philadelphia, PA
19140-3119

VALUATION HISTORY

Year	Market Value	Taxable Land	Taxable Improvement	Exempt Land	Exempt Improvement
2020	\$36,400	\$6,480	\$29,920	\$0	\$0
2019	\$47,700	\$8,491	\$39,209	\$0	\$0
2018	\$61,100	\$10,876	\$50,224	\$0	\$0
2017	\$61,100	\$10,876	\$50,224	\$0	\$0
2016	\$61,100	\$2,520	\$58,580	\$0	\$0
2015	\$45,200	\$2,520	\$42,680	\$0	\$0
2014	\$45,200	\$2,520	\$42,680	\$0	\$0

Note: Taxable and exempt land values can represent:

1. The contributory value of land in relation to the total market value, or
2. Where no structure is present, the value of vacant land

Consistent with International Association of Assessing Officers (IAAO) standards, the value of an improved parcel is separated into the portion of value attributed to the improvement and the portion of value attributed to the land.

SALES DETAILS

SALES PRICE: **\$55,000**SALES DATE: **11/15/2007**

PROPERTY DETAILS

OPA ACCOUNT: **433149000**
HOMESTEAD EXEMPTION: **No**
DESCRIPTION: **ROW 2 STY MASONRY**
CONDITION: **Average**
BEGINNING POINT: **304' N PIKE ST**
LAND AREA (SQFT): **720**
IMPROVEMENT AREA (SQFT): **960**
ZONING: **RM-1**
Zoning data source: Planning and Development

CORRECTIONS OR QUESTIONS ABOUT THIS INFORMATION?:

TRASH & RECYCLING

TRASH & RECYCLING DAY: **Tuesday**

LEAF COLLECTION: **Saturday Bag Dropoff**

SERVICE AREAS

School Catchment

ELEMENTARY SCHOOL: **Bethune MIDDLE SCHOOL: Bethune HIGH SCHOOL: Mastery CS (Gratz)**

Political

COUNCILMANIC DISTRICT (2016): **5 WARD: 43 WARD DIVISIONS: 4325**

Public Safety

POLICE DISTRICT: **25 POLICE PUBLIC SERVICE AREA: 251 POLICE DIVISION: EPD**

Districts

PLANNING: **North LICENSES AND INSPECTIONS (L+I): NORTH CENTRAL CENSUS TRACT (2010): 019800 CENSUS BLOCK GROUP (2010): 2 COMMERCIAL CORRIDOR: n/a**

Streets

HIGHWAY DISTRICT: **5 HIGHWAY SECTION: 5D HIGHWAY SUBSECTION: 5D2 STREET LIGHT ROUTES: 50 TRAFFIC DISTRICT: 3 TRAFFIC PM DISTRICT: 3330**

TRASH & RECYCLING DAY: **Tuesday** LEAF COLLECTION DAY: **Saturday Bag Dropoff** RECYCLING DIVERSION RATE: **12.6%** SANITATION AREA: **5 SANITATION DISTRICT: 5L**



PHILADELPHIA GAS WORKS

800 West Montgomery Avenue • Philadelphia, PA 19122

CERTIFICATE OF SERVICE

I HEREBY CERTIFY THAT I HAVE THIS DAY SERVED A TRUE COPY OF THE FOREGOING DOCUMENT UPON THE PARTICIPANTS LISTED BELOW, IN ACCORDANCE WITH THE REQUIREMENTS OF 52 PA CODE §1.54 (RELATING TO SERVICE BY A PARTICIPANT).

Service List:

For Complainant:

aaron19120@yahoo.com

Mr. Aaron Roman
3938 North Perry Street
Philadelphia PA 19140

May 28, 2020

/S/ Laureto Farinas

Laureto Farinas, Esq.
Philadelphia Gas Works
800 W. Montgomery Avenue
Philadelphia, PA 19122



PHILADELPHIA GAS WORKS

800 West Montgomery Avenue • Philadelphia, PA 19122

Laureto A. Farinas, Senior Attorney
Legal Department
Direct Dial: 215-684-6982
FAX: 215-684-6798
E-mail: laureto.farinas@pgworks.com

July 7, 2020

Administrative Law Judge Eranda Vero
Pennsylvania Public Utility Commission
Office of Administrative Law Judge
Suite 403
801 Market Street
Philadelphia, PA 19107

RE: Aaron Roman v. Philadelphia Gas Works, Docket No. F-2020-3018889

Dear Judge Vero:

Please find enclosed with this letter, PGW's response to the recalculation of PGW Exhibit – 3.

If you need additional information about this matter, please contact me at my direct-dial number above. Thank you.

Sincerely,



Laureto Farinas

cc: Service List
Tiffany Jones (PGW Mail)

PGW Exhibit – 3-a

Pursuant to your instruction at the conclusion of the hearing of June 5, 2020 in this matter, PGW was to calculate another estimate usage amount to replace PGW Exhibit – 3. PGW Exhibit – 3 represents PGW's estimated calculation of unauthorized gas usage for the period from October 4, 2011 through November 14, 2019 based upon historic usage at that Service Address. PGW's Exhibit – 3 uses the historic usage for the period from June 8, 2006 through May 9, 2007. That period, however is a one year period prior to the Complainant's ownership of the Service Address. Your intention was to have an estimate based upon a period when the Complainant lived at the Service Address. The Complainant purchased 3938 N Percy Street ("Service Address") in November 2007.

After a review of the PGW records of usage the at the Service Address beginning November 2007, PGW has concluded the estimate contained in PGW Exhibit – 3 is the most accurate estimate given the usage patterns found.

- The Complainant becomes Customer of Record on November 23, 2007.
- On January 10, 2008, PGW generated an estimated bill for usage at the Service Address that was cancelled.
- On January 26, 2008 PGW completed a meter exchange at the property.
- Beginning April 9, 2008 there was little to no usage recording on the meter. This is not considered a good base line for estimating usage.
- Tilt counts were recorded on in the meter on August 6 and September 5, 2008.
- Tilt counts began recording again on June 8, 2009 through October 4, 2011 and thereafter.
- PGW decided to start tampered meter bypass charges effective October 4, 2011 because PGW had visited the Service Address on that date and did not observe the tampering of the meter by means of switching a meter from 3135 N. Darian Street on October 4, 2011.
- On November 14, 2019 a resident of the Service Address called and reported a smell of gas. PGW responded and discovered the stolen meter bypass with the ERT removed and the meter of record on the floor.

In review of the above, there is no 12 month period of reliable consecutive usage for a period during which the Complainant PGW's Customer at the Service Address.

This response was provided by Jessica Glace, Senior Customer Review Officer - PGW



PHILADELPHIA GAS WORKS

800 West Montgomery Avenue • Philadelphia, PA 19122

CERTIFICATE OF SERVICE

I HEREBY CERTIFY THAT I HAVE THIS DAY SERVED A TRUE COPY OF THE FOREGOING DOCUMENT UPON THE PARTICIPANTS LISTED BELOW, IN ACCORDANCE WITH THE REQUIREMENTS OF 52 PA CODE §1.54 (RELATING TO SERVICE BY A PARTICIPANT).

Service List:

For Complainant:

Mr. Aaron Roman
3938 North Perry Street
Philadelphia, PA 19140


July 7, 2020

A handwritten signature in blue ink, appearing to read 'Laureto A. Farinas', is written over a large, faint, light-blue flame graphic that serves as a background for the signature block.


Laureto A. Farinas, Esq.
Philadelphia Gas Works
800 W. Montgomery Avenue
Philadelphia, PA 19122



Serial No.	0211903097	
Model No.	XE40T06ST45U1	
Manufacture Date.	17MAY2019	
Cap. U.S. Gals.	40	
Phase	1	1
Volts AC	240	208
Upper Element Watts	4500	3380
Lower Element Watts	4500	3380
Total Watts	4500	3380



Abeam Sales Company, Inc.
Water Heating Division
Montgomery, Alabama 36117 USA



ASSEMBLED IN MEXICO

WARNING

ELECTRIC WATER HEATER

CAUTION

FOR SAFE INSTALLATION AND OPERATION - Follow the instructions in the Use and Care Manual provided. A replacement copy may be obtained by writing the manufacturer.

This appliance must be installed in accordance with the manufacturer's instructions, local codes, utility company requirements, and/or in the absence of local codes, the latest edition of the National Electrical Code.

FOR YOUR SAFETY - DO NOT store or use gasoline or other flammable vapors and liquids in the vicinity of this or any other appliance. Keep rags and other combustibles away.

CAUTION - Hotter water increases the risk of scald injury. See use and Care Manual for instructions before changing the temperature setting.

WARNING - Any thermostat setting above 125°F may cause severe burns and consume energy unnecessarily.

Power supply must be shut off before removing access panels prior to adjusting thermostat(s) or heater. For detailed information refer to Use and Care Manual. USE COPPER CONDUCTORS ONLY.

CAUTION - Risk of electric shock. Connect branch circuit equipment grounding means to water heater. Tank must be full of water before being energized to avoid damaging the heating element(s).

WATER LEAKAGE - Regardless of the material from which a water heater is constructed, it will at some time leak, due to the corrosive action of water. This water heater must not be located in an area where leakage will result in damage to adjacent area or lower floors. When such area cannot be avoided, it is recommended that a suitable catch pan, adequately drained, be installed under the water heater. See Use and Care Manual.

WARNING: California law requires that this water heater must be braced, anchored, or strapped to avoid falling or moving during an earthquake. See Use and Care Manual for information regarding correct installation procedures.

WARNING: Cancer and Reproductive Harm - www.P65Warnings.ca.gov.

When a supplemental heat source is connected to the Certified Household Electric Storage Tank Water Heater, provision must be made to limit the heat source temperature not to exceed that of the water heater thermostat setting.

CAUTION: If the water heater has been retrofitted with supplemental heating equipment, you must adjust both the thermostat controlling the supplemental heat source (located in the water piping) and the thermostat on the water heater (behind the access panel) to the same temperature.

Failure to adjust both thermostats to the same temperature can cause loss of proper temperature control.

MAX. WORKING PRESSURE 150 P.S.I.

▲ DANGER



Water temperature over 125°F can cause severe burns instantly or death from scalds. Children, disabled and elderly are at highest risk of being scalded. See instruction manual before setting temperature at water heater. Feel water before bathing or showering. Temperature limiting valves are available, see manual.





