

Docket No. C-2020-3020085


10/22/20 Pierre-Richard Sampeur V PECO Energy Company

EXHIBITS

NUMBER	DESCRIPTION	PAGE
PECO's Exhibit-2	Bill for 10/17/19 to 11/15/19	27
PECO's Exhibit-3	Bill for 11/15/19 to 12/18/19	31
PECO's Exhibit-1	Account Statement	48
PECO's Exhibit-4	Case Details Report and BCS Decision	56
Complainant's Exhibit-1	Bills for February and April 2020	76

(Exhibits have been attached to the transcript with the exception of Complainant's Exhibit-1 which was to be admitted as a late-filed exhibit.)

EXHIBIT 1



Account Number: 2158602041
 Account Name: PIERRE R SAMPEUR
 Account Status: ACTIVE
 Meter Bill Group: .16

Service Address:
 RS-1 IN/OUT240 BEECHWOOD RD
 CHESTER, PA 19015

Mail To:
 PIERRE R SAMPEUR
 240 BEECHWOOD RD
 CHESTER, PA 19015

Current Bill: \$90.46
 Billed Prior: \$0.00
 Balance Due: \$90.46

Credit Amount: \$0.00
 Deposit Requested: \$0.00
 Deposit On-Hand: \$0.00
 CAP Pre-program Arrears: \$0.00
 Payment Agreement Balance: \$0.00

Rates:
 GAS RESIDENTIAL HEATING SERVICE
 ELECTRIC RESIDENTIAL SERVICE

Account Balance: \$90.46


Transaction Dt	Product Type	Credit Source	Billing Period	Read	Reading Type	Meter Equip Cd	KWH	KWH	CCF	Transaction Amount	Balance Forward	Current Charges	Amt Due	Bill Due Dt	Total Balance	Heating Degree Days	Budget Bill Deferred Amt
13	CONNECTION CHARGE - STANDARD									\$6.00							
14	ELECTRIC SERVICE		07/11/2018-07/24/2018	29281	ESTIMATE	123490065	438			\$63.69							
15	ELECTRIC SERVICE		07/11/2018-07/24/2018	1956	ACTUAL	18846232		0	5	\$9.43	\$0.00	\$79.12	\$79.12	08/15/2018	\$79.12		\$0.00
16	ELECTRIC SERVICE		07/24/2018-08/17/2018	30238	ACTUAL	123490065	957			\$137.90							
17	ELECTRIC SERVICE		07/24/2018-08/17/2018	1971	ACTUAL	18846232		0	15	\$22.32	\$79.12	\$160.22	\$239.34	09/10/2018	\$239.34		\$0.00
18	ELECTRIC SERVICE		07/24/2018-08/17/2018							\$1.10							
19	LATE PAYMENT CHARGE									\$79.12							
20	PAYMENT									\$131.24							
21	TRANSFER DEBIT		86612-28019							\$2.40							
22	LATE PAYMENT CHARGE									\$160.22							
23	PAYMENT									\$142.00							
24	BUDGET BILLING									\$164.48							
25	ELECTRIC SERVICE		08/17/2018-09/19/2018	31406	ACTUAL	123490065	1168	0		\$4.10							
26	ELECTRIC SERVICE		08/17/2018-09/19/2018	1986	ACTUAL	18846232		0	15	\$24.71	\$136.71	\$142.00	\$278.71	10/10/2018	\$325.90		\$47.19
27	LATE PAYMENT CHARGE									\$4.10							
28	LATE PAYMENT CHARGE									\$4.10							
29	PAYMENT									\$278.71							
30	BUDGET BILLING									\$142.00							
31	ELECTRIC SERVICE		09/18/2018-10/17/2018	31768	ACTUAL	123490065	362	0		\$56.91	\$0.00	\$142.00	\$142.00	11/08/2018	\$130.51		\$11.49
32	ELECTRIC SERVICE		09/18/2018-10/17/2018	2003	ACTUAL	18846232		0	17	\$26.41	\$0.00	\$142.00	\$142.00	11/08/2018	\$130.51		\$11.49
33	PAYMENT									\$142.00							
34	BUDGET BILLING									\$57.20							
35	ELECTRIC SERVICE		10/17/2018-11/15/2018	32127	ACTUAL	123490065	359	0		\$82.83	\$0.00	\$142.00	\$142.00	12/07/2018	\$128.54	423	\$13.46
36	ELECTRIC SERVICE		10/17/2018-11/15/2018	2086	ACTUAL	18846232		0	83	\$142.00							
37	PAYMENT									\$142.00							
38	BUDGET BILLING									\$142.00							
39	ELECTRIC SERVICE		11/15/2018-12/18/2018	32845	ACTUAL	123490065	718	0		\$103.93	\$0.00	\$142.00	\$142.00	01/09/2019	\$259.31	859	\$117.31
40	ELECTRIC SERVICE		11/15/2018-12/18/2018	2266	ACTUAL	18846232		0	180	\$168.84	\$0.00	\$142.00	\$142.00	01/09/2019	\$259.31		
41	PAYMENT									\$142.00							
42	BUDGET BILLING									\$142.00							
43	ELECTRIC SERVICE		12/18/2018-01/22/2019	33483	ACTUAL	123490065	638	0		\$60.52	\$0.00	\$142.00	\$142.00	02/13/2019	\$344.44	948	\$202.44
44	ELECTRIC SERVICE		12/18/2018-01/22/2019	2436	ACTUAL	18846232		0	170	\$166.61	\$0.00	\$142.00	\$142.00	02/13/2019	\$344.44		
45	PAYMENT									\$142.00							
46	BUDGET BILLING									\$142.00							
47	ELECTRIC SERVICE		01/22/2019-02/20/2019	34092	ACTUAL	123490065	609	0		\$89.55	\$0.00	\$142.00	\$142.00	03/14/2019	\$453.29	880	\$311.79
48	ELECTRIC SERVICE		01/22/2019-02/20/2019	2600	ACTUAL	18846232		0	164	\$161.30	\$0.00	\$142.00	\$142.00	03/14/2019	\$453.29		
49	PAYMENT									\$142.00							
50	BUDGET BILLING									\$142.00							
51	ELECTRIC SERVICE		02/20/2019-03/21/2019	34620	ACTUAL	123490065	528	0		\$80.47							

Account Transaction Activity

A	B	C	D	E	F	G	H	I	J	K	L	M	N	O	P	Q	R	S	
Transaction Dt	Product Type	Credit Source	Billing Period	Read	Reading Type	Meter Equip Cd	KWH	KW	CCF	Transaction Amount	Balance Forward	Current Charges	Amt Due	Bill Due Dt	Total Balance	Hearing Degree Days	Budget Bill Deferred Amt		
13																			
52	03/21/2019	GAS SERVICE	02/20/2019-03/21/2019	2760	ACTUAL	18846232		0	160	\$174.92	\$0.00	\$142.00	\$142.00	04/12/2019	\$566.68	744	\$424.68	0.22	
53	04/15/2019									-\$142.00									
54	04/19/2019	BUDGET BILLING								\$142.00									
55	04/19/2019	ELECTRIC SERVICE	03/21/2019-04/19/2019	35010	ACTUAL	123490065	390	0	64	\$61.93	\$0.00	\$142.00	\$142.00	05/13/2019	\$566.09	335	\$424.49	0.19	
56	04/19/2019	GAS SERVICE	03/21/2019-04/19/2019	2824	ACTUAL	18846232		0		\$79.88	\$0.00								
57	05/14/2019									-\$142.00									
58	05/20/2019	BUDGET BILLING								\$190.00									
59	05/20/2019	ELECTRIC SERVICE	04/19/2019-05/20/2019	35358	ACTUAL	123490065	348	0	33	\$56.33	\$0.00	\$190.00	\$190.00	06/11/2019	\$527.89	97	\$337.89		
60	05/20/2019	GAS SERVICE	04/19/2019-05/20/2019	2857	ACTUAL	18846232		0		\$47.07	\$0.00								
61	06/12/2019									-\$190.00									
62	06/26/2019	BUDGET BILLING								\$190.00									
63	06/26/2019	ELECTRIC SERVICE	05/20/2019-06/26/2019	35358	ACTUAL	123490065	0	0		\$23.06									
64	06/26/2019	ELECTRIC SERVICE	05/20/2019-06/19/2019	100	ESTIMATE	584186174	100	0		\$23.06									
65	06/26/2019	GAS SERVICE	05/20/2019-06/19/2019	2872	ACTUAL	18846232		0	15	\$28.02	\$0.00	\$190.00	\$190.00	07/18/2019	\$388.97		\$198.97		
66	07/23/2019	LATE PAYMENT CHARGE								\$2.85									
67	07/24/2019	BUDGET BILLING								\$316.00									
68	07/24/2019	ELECTRIC SERVICE	06/19/2019-07/23/2019	691	ESTIMATE	584186174	591	0		\$87.95									
69	07/24/2019	GAS SERVICE	06/19/2019-07/19/2019	2888	ACTUAL	18846232		0	16	\$29.08	\$192.85	\$316.00	\$508.85	08/15/2019	\$508.85		\$0.00		
70	08/19/2019	ELECTRIC SERVICE	07/23/2019-08/19/2019	1613	ACTUAL	584186174	922	0		\$131.62									
71	08/19/2019	GAS SERVICE	07/19/2019-08/19/2019	2901	ACTUAL	18846232		0	13	\$25.90	\$508.85	\$157.52	\$666.37	09/10/2019	\$666.37		\$0.00		
72	08/20/2019	LATE PAYMENT CHARGE								\$7.59									
73	08/29/2019									-\$673.96									
74	09/18/2019	ELECTRIC SERVICE	08/19/2019-09/18/2019	2008	ACTUAL	584186174	395	0		\$62.28	\$0.00	\$87.59	\$87.59	10/10/2019	\$87.59		\$0.00		
75	09/18/2019	GAS SERVICE	08/19/2019-09/18/2019	2914	ACTUAL	18846232		0	13	\$25.31	\$0.00	\$87.59	\$87.59	10/10/2019	\$87.59		\$0.00		
76	10/17/2019									-\$87.59									
77	10/14/2019	CREDIT								-\$1.80									
78	10/14/2019	ADJUSTMENT								-\$265.06									
79	10/14/2019	ELECTRIC SERVICE	08/19/2019-09/18/2019	2008	ACTUAL	584186174	395	0		\$266.86									
80	10/30/2019									-\$10.46									
81	10/30/2019	ELECTRIC SERVICE	09/18/2019-10/17/2019	2248	ACTUAL	584186174	240	0		\$10.46									
82	10/30/2019	GAS SERVICE	09/18/2019-10/17/2019	2926	ACTUAL	18846232		0	12	\$23.96	\$0.00	\$0.00	\$0.00	11/21/2019	\$0.00				
83	11/15/2019	REFUND CHECK								\$32.44									
84	43843.00	ELECTRIC SERVICE	10/17/2019-11/15/2019	2502	ACTUAL	584186174	254	0		\$10.46									
85	01/13/2020	GAS SERVICE	10/17/2019-11/15/2019	2989	ACTUAL	18846232		0	63	\$74.11	\$0.00	\$84.57	\$84.57	02/04/2020	\$84.57	386	\$0.00	0.16	
86	43844.00	ELECTRIC SERVICE	11/15/2019-12/18/2019	2971	ACTUAL	584186174	469	0		\$10.46									
87	01/14/2020	GAS SERVICE	11/15/2019-12/18/2019	3133	ACTUAL	18846232		0	144	\$141.06	\$0.00	\$236.09	\$236.09	02/05/2020	\$236.09	777	\$0.00	0.19	
88	02/05/2020									-\$84.57									
89	02/07/2020									-\$151.52									
90	02/12/2020	ELECTRIC SERVICE	12/18/2019-01/22/2020	3491	ACTUAL	584186174	520	0	170	\$154.08	\$0.00	\$164.05	\$164.05	03/05/2020	\$164.05	907	\$0.00	0.19	
91	02/12/2020	GAS SERVICE	12/18/2019-01/22/2020	3303	ACTUAL	18846232		0		-\$164.05									
92	03/09/2020									\$9.97									
93	03/24/2020	ELECTRIC SERVICE	01/22/2020-02/20/2020	3935	ACTUAL	584186174	444	0		\$9.97									
94	03/24/2020	ELECTRIC SERVICE	02/20/2020-03/20/2020	4337	ACTUAL	584186174	402	0		\$9.97									
95	03/24/2020	GAS SERVICE	01/22/2020-02/20/2020	3439	ACTUAL	18846232		0	136	\$125.75	\$0.00	\$145.69	\$145.69	04/15/2020	\$145.69	714	\$0.00	0.19	
96	03/25/2020	GAS SERVICE	02/20/2020-03/20/2020	3549	ACTUAL	18846232		0	110	\$108.02	\$0.00	\$253.71	\$253.71	04/17/2020	\$253.71	576	\$0.00	0.19	
97	04/16/2020									-\$145.69									
98	04/20/2020									-\$108.02									
99	04/28/2020	CANCELED ELECTRIC SERVICE	01/22/2020-03/20/2020	4337	ACTUAL	584186174	402	0		-\$19.94									
100	04/28/2020	ELECTRIC SERVICE	01/22/2020-02/20/2020	3935	ACTUAL	584186174	444	0		\$9.97	\$0.00	\$119.15	\$119.15	05/20/2020	\$119.15	714	\$0.00		
101	04/28/2020	ELECTRIC SERVICE	02/20/2020-03/20/2020	4337	ACTUAL	584186174	402	0		\$9.97	\$0.00	\$119.15	\$119.15	05/20/2020	\$119.15	576	\$0.00		


A	B	C	D	E	F	G	H	I	J	K	L	M	N	O	P	Q	R	S
Transaction Dt	Product Type	Credit Source	Billing Period	Read	Reading Type	Meter Equip Cd	KWH	KW	CCF	Transaction Amount	Balance Forward	Current Charges	Amt Due	Bill Due Dt	Total Balance	Heating Degree Days	Budget Bill Deferred Amt	
13	04/28/2020	ELECTRIC SERVICE	03/20/2020-04/20/2020	4820	ACTUAL	584186174	483	0		\$9.98								
102	04/28/2020	GAS SERVICE	03/20/2020-04/20/2020	3658	ACTUAL	18846232		0	109	\$109.17	\$0.00	\$119.15	\$119.15	05/20/2020	\$119.15	447	\$119.15	0.24
103	05/20/2020	CREDIT								-\$150.00								
104	05/20/2020	PAYMENT								-\$119.15								
105	05/20/2020																	
106																		
107	05/27/2020	RENEWABLE ENERGY																
108	05/27/2020	CREDIT								-\$13.64								
109	05/27/2020	ELECTRIC SERVICE	04/20/2020-05/20/2020	5244	ACTUAL	584186174	424	0		\$9.98								
108	05/27/2020	GAS SERVICE	04/20/2020-05/20/2020	3732	ACTUAL	18846232		0	74	\$78.12	\$0.00	\$0.00	\$0.00	06/22/2020	\$0.00	279	-\$75.54	
110																		
111	6/18/2020	ELECTRIC SERVICE	05/20/2020-06/18/2020	5658	ACTUAL	584186174	414	0		\$28.95								
112	6/18/2020	GAS SERVICE	05/20/2020-06/18/2020	3758	ACTUAL	18846232		0	26	\$34.67	\$0.00	\$0.00	\$0.00	06/22/2020	\$0.00	279	-\$11.92	
113	07/20/2020	ELECTRIC SERVICE	06/18/2020-07/20/2020	6493	ACTUAL	584186174	835	0		\$86.96								
114	07/20/2020	GAS SERVICE	06/18/2020-07/20/2020	3777	ACTUAL	18846232		0	19	\$28.26	\$0.00	\$103.30	\$103.30	08/11/2020	\$103.30		\$0.00	
115	08/12/2020	PAYMENT								-\$103.30								
115	08/12/2020	ELECTRIC SERVICE	07/20/2020-08/18/2020	7466	ACTUAL	584186174	973	0		\$118.62								
117	08/18/2020	GAS SERVICE	07/20/2020-08/18/2020	3793	ACTUAL	18846232		0	16	\$25.78	\$0.00	\$144.40	\$144.40	09/09/2020	\$144.40		\$0.00	
118	09/10/2020	PAYMENT								-\$144.40								
119	09/17/2020	ELECTRIC SERVICE	08/18/2020-09/17/2020	8072	ACTUAL	584186174	606	0		\$65.51								
120	09/17/2020	GAS SERVICE	08/18/2020-09/17/2020	3808	ACTUAL	18846232		0	15	\$24.95	\$0.00	\$90.46	\$90.46	10/09/2020	\$90.46		\$0.00	
121																		
122																		
123																		
124																		
125																		
126																		
127																		
128																		
129																		
130																		
131																		
132																		
133																		
134																		
135																		
136																		
137																		
138																		
139																		
140																		
141																		
142																		
143																		
144																		
145																		
146																		
147																		
148																		
149																		
150																		
151																		

EXHIBIT 2




Name: PIERRE R SAMPEUR
Account Number: 21586-02041
Phone Number: 484-480-6440
Service Address: Rs-1 In/Out, 240 Beechwood Rd, Chester

Emergency and Repair
800-841-4141
 This is the number to call to report power outages, gas leaks or odors, and safety hazards related to PECO Equipment.



ELECTRIC SUPPLY
PECO
 2301 Market Street
 Philadelphia, PA 19103
 800-494-4000



GAS SUPPLY
PECO
 2301 Market Street
 Philadelphia, PA 19103
 800-494-4000

Billing Summary

Bill Date	01/13/2020
Current Period Charges	
Electric	\$10.46
Gas	\$74.11
Total New Charges	\$84.57
Total Amount Due on 02/04/2020 \$84.57	

General Information
 Next scheduled meter reading: 01/24/2020
1-800-494-4000
 If you have any questions or concerns, please call 800-494-4000 before the due date. Si tiene alguna pregunta, favor de llamar al numero 1-800-494-4000 antes de la fecha de vencimiento.
peco.com/service
Customer Self Service - Manage Your Account 24/7
 Start, stop and move your service

8709-01-0021206-0001-0003103

Online: peco.com
 In Person: 2301 Market St., Philadelphia, PA 19103
 By Phone: 1-800-494-4000

Return only this portion with your check made payable to PECO. Please write your account number on your check.



Pay Today!
peco.com/ebill
 Go paperless: receive and pay your bill online.

- Enroll in Automatic Payment. Complete form on reverse side.
- Pledge a donation to MEAF. Complete form on reverse side.

Account # 21586-02041 **877-432-9384**
 Pay by phone, a convenience fee will apply.

Please pay this amount by 02/04/2020 \$84.57

Payment Amount \$

0021206 01 AB 0.409 **AUTO T5 0 8709 19015-302440 -C01-B1-P21227-I123 56



PIERRE R SAMPEUR
 240 BEECHWOOD RD
 BROOKHAVEN, PA 19015-3024



PECO - Payment Processing
 PO Box 37629
 Philadelphia, PA 19101-0629

215860204101000845700350084573

Account Number: 21586-02041

Meter Information

Read Dates	Meter Number	Load Type	Reading Type	Meter Reading		Difference	Multiplier X	Total Usage
				Previous	Present			
10/17-11/15	584186174	In/Out No Flow	kWh From Grid	2248 Actual	2502 Actual	254	1	254
10/17-11/15	584186174	In/Out No Flow	kWh To Grid	3447 Actual	3799 Actual	352	1	352
10/17-11/15	018846232	General Service	Total Ccf	2926 Actual	2989 Actual	63	1	63

Total kWh Used: 254
Total Ccf Used: 63

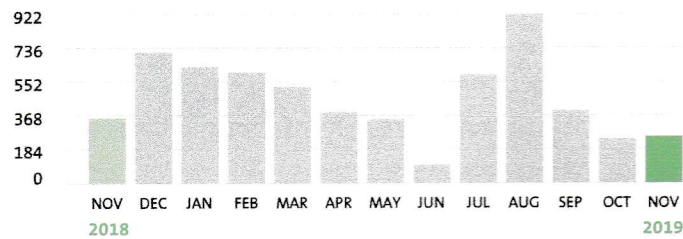


Electric Residential Service

Service Period 10/17/2019 to 11/15/2019 - 29 days

PECO ELECTRIC DELIVERY	\$9.97
Customer Charge	9.97
TAXES & FEES	\$0.49
Federal Tax Adjustment	0.49
Total Current Charges	\$10.46

Your Usage Profile
ANNUAL ELECTRIC USAGE



peco.com/smartideas
Save energy and money

Period	Usage	Avg Daily Usage	Days	Avg Daily Temp
Current Month	254	8.8	29	52
Last Month	240	8.3	29	67
Last Year	359	12.4	29	50

Avg kWh per Month: 477
Total Annual kWh Usage: 5,733



Gas Residential Heating Service

Service Period 10/17/2019 to 11/15/2019 - 29 days

PECO GAS DELIVERY	\$38.45
Customer Charge	11.75
Distribution Charges	63 Ccf X 0.36250 = 22.84
Balancing Service Charges	63 Ccf X 0.03415 = 2.15
Distribution System Improvement Charge	1.71
GAS SUPPLY	\$36.33
Natural Gas Supply Charges	63 Ccf X 0.41505 = 26.15
Gas Cost Adjustment Charges	63 Ccf X 0.16164 = 10.18
TAXES & FEES	-\$0.67
Federal Tax Adjustment	-0.42
State Tax Adjustment	-0.25
Total Current Charges	\$74.11

Message Center

From PECO:

New charges contain estimated total state taxes of \$0.97, including \$0.62 for State Gross Receipts Tax.

Your Previous Banked Distribution kWh is 1,199. Your Current Change in Banked Distribution kWh is 98. Your current Adjustment to Banked Distribution kWh due to settlement is 0. Your Remaining Banked Distribution kWh is 1,297.

Your Previous Banked Generation kWh is 1,199. Your Current Change in Banked Generation kWh is 98. Your current Adjustment to Banked Generation kWh due to settlement or electric generation supplier switch is 0. Your Remaining Banked Generation kWh is 1,297.

Your electric price to compare is \$0.0000 per kWh. This may change in March, June, September and December. For more information and supplier offers visit PAPowerSwitch.com and oca.state.pa.us.

Your gas price to compare for your rate class is \$0.4097 per Ccf. This may change in March, June, September and December. For more information on how to shop for natural gas visit PaGasSwitch.com and oca.state.pa.us.

Shopping Information Box

When shopping for a competitive electric/natural gas supplier, please provide the following:

Account Number: 21586-02041
Electric Rate: Electric Residential Service
Gas Rate: Gas Residential Heating Service

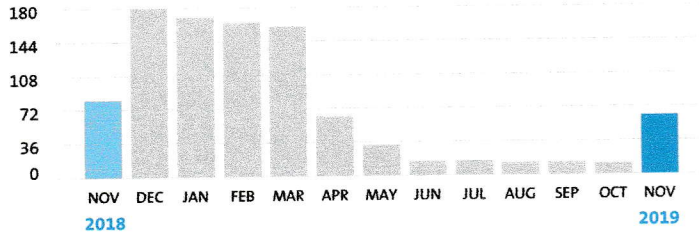
If you are purchasing the energy you use from a competitive supplier, it is important to understand the terms of your contract and expiration date.



Account Number: 21586-02041

Your Usage Profile
ANNUAL GAS USAGE

peco.com/smartideas
Save energy and money



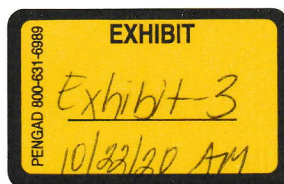
Period	Usage	Avg Daily Usage	Days	Avg Daily Temp
Current Month	63	2.2	29	52
Last Month	12	0.4	29	67
Last Year	83	2.9	29	50

Avg Ccf per Month 75
Total Annual Ccf Usage 903

8709-01-0021206-0002-0003104



EXHIBIT 3



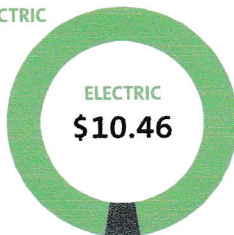
Name: PIERRE R SAMPEUR
Account Number: 21586-02041
Phone Number: 484-480-6440
Service Address: Rs-1 In/Out, 240 Beechwood Rd, Chester

Emergency and Repair

800-841-4141

This is the number to call to report power outages, gas leaks or odors, and safety hazards related to PECO Equipment.

PECO ELECTRIC DELIVERY

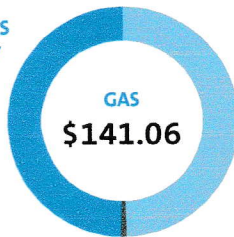


TAXES & FEES

ELECTRIC SUPPLY

PECO
 2301 Market Street
 Philadelphia, PA 19103
 800-494-4000

PECO GAS DELIVERY



TAXES & FEES

GAS SUPPLY

PECO
 2301 Market Street
 Philadelphia, PA 19103
 800-494-4000

Billing Summary

Bill Date	01/14/2020
Charges from previous bill	\$84.57
Total Other Charges	\$84.57

Current Period Charges

Electric	\$10.46
Gas	\$141.06
Total New Charges	\$151.52

Total Amount Due on 02/05/2020 \$236.09

General Information

Next scheduled meter reading: 01/24/2020

1-800-494-4000

If you have any questions or concerns, please call 800-494-4000 before the due date. Si tiene alguna pregunta, favor de llamar al numero 1-800-494-4000 antes de la fecha de vencimiento.

peco.com/service

Customer Self Service - Manage Your Account 24/7

Start, stop and move your service

8710-01-0022036-0001-0003142

Online: peco.com

In Person: 2301 Market St., Philadelphia, PA 19103

By Phone: 1-800-494-4000

Return only this portion with your check made payable to PECO. Please write your account number on your check.



An Exelon Company

2301 Market Street
 Philadelphia, PA 19103-1380

Pay Today!

peco.com/ebill

Go paperless: receive and pay your bill online.

- Enroll in Automatic Payment. Complete form on reverse side.
- Pledge a donation to MEAF. Complete form on reverse side.

Account # 21586-02041

877-432-9384

Pay by phone, a convenience fee will apply.

Please pay this amount by 02/05/2020 \$236.09

Payment Amount \$

0022036 01 AB 0.409 **AUTO T0 0 8710 19015-302440 -C01-B1-P22058-11



PIERRE R SAMPEUR
 240 BEECHWOOD RD
 BROOKHAVEN, PA 19015-3024



PECO - Payment Processing
 PO Box 37629
 Philadelphia, PA 19101-0629



215860204101002360900360236095

Account Number: 21586-02041

Meter Information

Read Dates	Meter Number	Load Type	Reading Type	Meter Reading		Difference	Multiplier X	Total Usage
				Previous	Present			
11/15-12/18	584186174	In/Out No Flow	kWh From Grid	2502 Actual	2971 Actual	469	1	469
11/15-12/18	584186174	In/Out No Flow	kWh To Grid	3799 Actual	3989 Actual	190	1	190
11/15-12/18	018846232	General Service	Total Ccf	2989 Actual	3133 Actual	144	1	144

Total kWh Used: 469
Total Ccf Used: 144

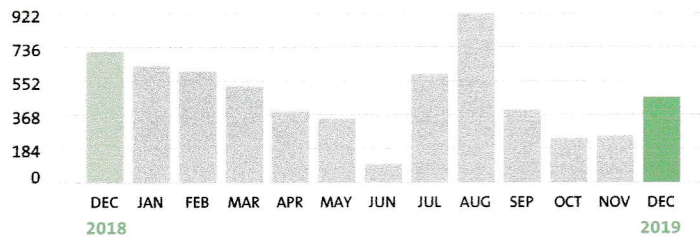


Electric Residential Service

Service Period 11/15/2019 to 12/18/2019 - 33 days

PECO ELECTRIC DELIVERY	\$9.97
Customer Charge	9.97
TAXES & FEES	\$0.49
Federal Tax Adjustment	0.49
Total Current Charges	\$10.46

Your Usage Profile
ANNUAL ELECTRIC USAGE



Period	Usage	Avg Daily Usage	Days	Avg Daily Temp
Current Month	469	14.2	33	41
Last Month	254	8.8	29	52
Last Year	718	21.8	33	38

Avg kWh per Month: 457
Total Annual kWh Usage: 5,484



Gas Residential Heating Service

Service Period 11/15/2019 to 12/18/2019 - 33 days

PECO GAS DELIVERY	\$72.38
Customer Charge	11.75
Distribution Charges	144 Ccf X 0.36309 = 52.28
Balancing Service Charges	144 Ccf X 0.03601 = 5.19
Distribution System Improvement Charge	3.16
GAS SUPPLY	\$69.93
Natural Gas Supply Charges	144 Ccf X 0.39646 = 57.09
Gas Cost Adjustment Charges	144 Ccf X 0.08915 = 12.84
TAXES & FEES	-\$1.25
Federal Tax Adjustment	-0.77
State Tax Adjustment	-0.48
Total Current Charges	\$141.06

Message Center

From PECO:

New charges contain estimated total state taxes of \$1.15, including \$0.62 for State Gross Receipts Tax.

Your Previous Banked Distribution kWh is 1,297. Your Current Change in Banked Distribution kWh is -279. Your current Adjustment to Banked Distribution kWh due to settlement is 0. Your Remaining Banked Distribution kWh is 1,018.

Your Previous Banked Generation kWh is 1,297. Your Current Change in Banked Generation kWh is -279. Your current Adjustment to Banked Generation kWh due to settlement or electric generation supplier switch is 0. Your Remaining Banked Generation kWh is 1,018.

Your electric price to compare is \$0.0000 per kWh. This may change in March, June, September and December. For more information and supplier offers visit PAPowerSwitch.com and oca.state.pa.us.

Your gas price to compare for your rate class is \$0.4097 per Ccf. This may change in March, June, September and December. For more information on how to shop for natural gas visit PaGasSwitch.com and oca.state.pa.us.

Shopping Information Box

When shopping for a competitive electric/natural gas supplier, please provide the following:

Account Number: 21586-02041

Electric Rate: Electric Residential Service

Gas Rate: Gas Residential Heating Service

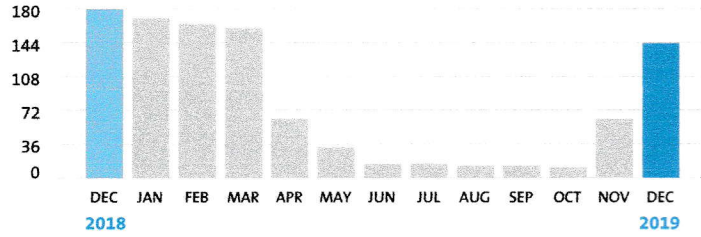
If you are purchasing the energy you use from a competitive supplier, it is important to understand the terms of your contract and expiration date.



Account Number: 21586-02041

Your Usage Profile
ANNUAL GAS USAGE

peco.com/smartideas
Save energy and money



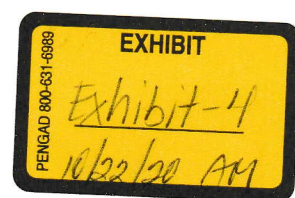
Period	Usage	Avg Daily Usage	Days	Avg Daily Temp
Current Month	144	4.4	33	41
Last Month	63	2.2	29	52
Last Year	180	5.5	33	38

Avg Ccf per Month 72
Total Annual Ccf Usage 867

8710-01-0022036-0002-0003143



EXHIBIT 4





October 21, 2020

Case Details Report

BCS Case #: 003740298 **BCS Bill Account #:** 21586-02041
Customer Name: PIERRE-RICHARD SAMPEUR
Service Address: 240 BEECHWOOD RD

Mailing Address: BROOKHAVEN, PA 19015

Home Phone: (484) 480-6640
Business Phone: () -
Business name:
Alternate contact:

Date Case Opened: 2019-10-09 **Date Cut Out:** 2019-09-09
PAR Case: N
Investigator Name: BCS CASE POOL
Investigator Phone: (717) 787-5468 **Universal Service:** N
Service class: R **Contact Type:** PUC WEBSITE
Previous case #: **Amount in Arrears:** \$666.37

Adults: 0
Children: 0
Children Ages:
Gross Income: \$0.00
Miscellaneous Info:

Complaint Reason:
BILLING DISPUTES (# 18)

Customer Problem Description:
I HAVE BEEN USING SOLAR ENERGY SINCE MAY OF 2019. HOWEVER PECO CONTINUED TO CHARGE ME THEIR REGULAR RATE DESPITE MY CALL TO THE COMPANY.. ON 7/22/19, I SPOKE WITH ANGELITA ABOUT THE SITUATION. INSTEAD I RECEIVED A HIGHER BILL WITH A SHUT OFF NOTICE. ON 8/29/19 I HAD TO PAY THE WHOLE AMOUNT REQUESTED BY PECO TO PREVENT A SHUT OFF OF MY SERVICES. - RELIEF SOUGHT - I WANT A REFUND FOR THE SURCHARGED BILL SINCE THE ENERGY FROM SOLAR PANELS ARE BILLED AT A LOWER RATE. THE CELL PHONE NUMBER (267) 403 - 6624 HAS BEEN ALLOWED TO BE SHARED. THE



October 21, 2020

EMAIL ADDRESS PIERRERICHARD230@COMCAST.NET HAS BEEN ALLOWED TO BE SHARED.

Company Position:

08/29/2019 THEY KEPT GIVING ME THE RUN AROUND. ON 8/29/19, CHRISTINA REFERRED ME TO THE BCST AT 1-800-220-7326. AT THE END OF THE CONVERSATION I AM TOLD THAT PECO DOES NOT HAVE ME AS A SOLAR CUSTOMER AND MAYBE THE SOLAR SYSTEM DOES NOT PRODUCE ENOUGH ELECTRICITY. BUT THEY WERE UNABLE TO TELL ME WITH PERCENTAGE OF THE ELECTRICITY CAME FROM THE SOLAR SYSTEM. EVERYTHING CAME FROM PECO AT THE PECO'S REGULAR RESIDENTIAL RATE.



October 21, 2020

BCS Decision Report

BCS Case #: 003740298 **Open Date:** 2019-10-09
Customer Name: PIERRE-RICHARD SAMPEUR
Service Address: 240 BEECHWOOD RD

BROOKHAVEN, PA 19015
BCS Bill Account #: 21586-02041 **Previous Case #:**
Violation Type: NO **Chapter Type:**
Decision Type: O **Section / Rule:**
Investigator Name: MONTRELL SMITH

Decision Issued Date:
Case Closed Date: 2020-04-24

Letter Description:

Total Balance:	\$0.00	Balance Date:	2019-11-08
Amount to Restore Service:	\$0.00	Amount to Continue Service:	\$0.00
Date Payment Due:		Regular Budget Amount:	\$0.00
Special Budget Payment:	\$0.00	Final Bill Monthly Payment:	\$0.00
Plus Arrears Payment:	\$0.00	End of Month Payment:	\$0.00
Current Monthly Payment:	\$0.00		
Payment Terms:			

PAR Description:

Resolution Description:
VERBAL CLOSE: CALLED AND SPOKE WITH CUSTOMER REGARDING THIS COMPLAINT. CUSTOMER CONFIRMED THIS COMPLAINT HAS BEEN RESOLVED AND HE ACCEPTED THE CREDIT FROM THE COMPANY.