

CHARLIE MORRIS CONSULTING LLC

MAILING ADDRESS
23 Turnbridge Drive
Lancaster, PA 17603-9583

Charles E. Morris,
Owner
281.745.7081
Email: chaz2move@gmail.com

OFFICE HOURS
Monday-Friday
8:30AM – 5:00PM

March 30, 2021

Ms. Tatjana Roth
Compliance Chief
Bureau of Technical Utility Service
Pennsylvania Public Utility Commission
P. O. Box 3265
Harrisburg, PA 17105-3265


 ORIGINAL

Dear Ms. Roth,

Please find attached an INITIAL TARIFF, Freight Pa. P.U.C. No. 1, for TPD Transportation, LLC, d/b/a Bruce Schmidt Moving (PA PUC #A-8923686 – A-2020-3023456) in Pittsburgh PA. This is a new mover. This tariff is filed by Charlie Morris Consulting LLC on behalf of Timothy P. Dougherty, Owner, TPD Transportation, LLC, d/b/a Bruce Schmidt Moving. The Issue Date for this tariff is March 31st, 2021, and it is filed on one day's notice under authority of PA Code, Title 52, Section 23.42 with an Effective Date for Freight Pa. P.U.C. No. 1 of April 1st, 2021. Please contact me at 281.745.7081 or chaz2move@gmail.com should you have any questions.

Please notify me via email at chaz2move@gmail.com that this paperwork has been received.

Respectfully yours,



Charles E. Morris
Owner
Charlie Morris Consulting LLC

RECEIVED

APR - 6 2021

PA PUBLIC UTILITY COMMISSION
SECRETARY'S BUREAU

Certificate No. A-8923686
A-2020-3023456

FREIGHT PA. P.U.C. No. 1

**TPD TRANSPORTATION, LLC,
D/B/A BRUCE SCHMIDT MOVING**

LOCAL MOTOR FREIGHT TARIFF
NAMING
RATES, RULES AND REGULATIONS
GOVERNING THE RIGHT
TO TRANSPORT, AS A MOTOR CARRIER,
HOUSEHOLD GOODS IN USE,
BETWEEN POINTS IN PENNSYLVANIA

For reference to Governing Publications, see Item 10 herein.

ISSUED: March 31, 2021

EFFECTIVE: April 1, 2021

ISSUED BY:

TIMOTHY P. DOUGHERTY, OWNER
406 GEISLER DRIVE
PITTSBURGH PA 15221

SECTION 1
RULES & REGULATIONS

ITEM 10 - GOVERNING PUBLICATIONS

For rates, rules, regulations and provisions applicable to the transportation of household goods, in use, except as otherwise specifically provided herein, see Tariff Freight Pa. P.U.C. No. 53 (Carrier Directory No. 53), loose-leaf revisions thereto and successive issues thereof, issued by Tristate Household Goods Tariff Conference, Inc., Agent.

ITEM 20 - CLASSIFICATION OF PROPERTY

Class 1 shipments are personal effects and property used or to be used in a dwelling when a part of the equipment or supply of such dwelling and such other similar property: except that this subparagraph shall not be construed to include property moving from a factory or store, except such property as the householder has purchased with the intent to use in his dwelling and which is transported at the request of, and the transportation charges paid to the carrier by the householder.

ITEM 30 - DECLARED VALUE

Rates and charges named herein applicable when the value declared by shipper does not exceed sixty (60) cents per pound per article. For the method of determining rates when declared value exceeds sixty (60) cents per pound per article, see Governing Tariff.

ITEM 40 - ADDITIONAL EXPENSES

Any parking fees and/or tolls incurred on the move will be the responsibility of the customer and added to the carrier's charges.

ITEM 50 - MINIMUM WEIGHT

On shipments transported in excess of 40 miles, a minimum weight of 4,000 pounds will be assessed on shipments transported 100 to 300 miles. A minimum weight of 8,000 pounds will be assessed on shipments transported 301 miles and over.

Abbreviations, reference marks and symbols are explained on last page of tariff.

SECTION 2
ADDITIONAL SERVICE CHARGES

ITEM 200 - PACKING CONTAINER CHARGES

When containers are furnished to shipper by carrier. Rates are in dollars and cents per each unit, except as noted. Applicable on shipments transported under forty (40) miles and in excess of forty (40) miles.

CONTAINER DESCRIPTION	PER	RATE
CARTONS:		
1.5 Cubic Feet Carton	Each	\$1.50
3 Cubic Feet Carton	Each	2.00
4.5 Cubic Feet Carton	Each	3.00
6 Cubic Feet Carton	Each	4.00
DISH PACK CARTON	Each	5.00
DISH PACK INSERT	Each	8.00
WARDROBE CARTON (purchase)	Each	12.00
WARDROBE CARTON (rental)	Each	6.00
MIRROR/PICTURE CARTON (purchase)	Each	7.00
MIRROR/PICTURE CARTON (rental)	Each	4.00
LAMP CARTON (purchase)	Each	5.00
LAMP CARTON (rental)	Each	3.00
TAPE (55 yards roll)	Each	3.00
PACKING PAPER (sold in 25 pounds bundles)	Per Pound	1.00
BUBBLE WRAP	Per Square Foot	0.50
MATTRESS COVERS:		
Twin/Single	Each	4.00
Full/Double	Each	5.00
Queen	Each	6.00
King	Each	7.00
FURNITURE COVERS:		
Chair	Each	4.00
Sofa	Each	5.00

All packing and unpacking labor, when requested by the customer, will be performed using carrier's hourly rates on Page 4 of this tariff (Section 3, Item 300).

Abbreviations, reference marks and symbols are explained on last page of tariff.

SECTION 3

ITEM 300 - Local Hourly Rates

Subject to Notes AA and 1 to 6 below, the transportation charges on any shipment shall be a COMBINATION of the applicable TRAVELING CHARGE named in Column 1 plus HOURLY CHARGE at applicable rates named in Columns 2, 3, and 4.

Hourly rates apply from the time of arrival to the first point of origin (continued during all loading, transportation from the first point of origin, as well as any extra stops, to the final destination & unloading and dismissal of vehicle and men by the shipper at the final destination.

EQUIPMENT AND MEN	COLUMN 1	COLUMN 2	COLUMN 3	COLUMN 4
	TRAVELING CHARGES (FLAT CHARGES IN DOLLARS)	HOURLY RATES (IN DOLLARS AND CENTS)		
		SUNDAYS AND HOLIDAYS (ANY HOUR)	WEEKDAYS, MONDAY THRU FRIDAY, (9:30AM to 5:30PM)	WEEKDAYS, (5:31PM to 9:29AM), AND SATURDAYS (ANY HOUR)
First Vehicle & Driver	See	88.00	44.00	66.00
Additional Men; each	Note AA	68.00	34.00	51.00
Additional Vehicle & Driver, each	Below	88.00	44.00	66.00

NOTE 1 - Traveling charges (Column 1) are in addition to hourly rates (Columns 2, 3, and 4).

NOTE 2 - Hourly rates (Columns 2, 3, and 4) are based on the day or days as indicated, during which services are performed.

NOTE 3 - Hourly rates (Columns 2, 3, and 4) computed in quarter-hour (15 minutes) periods; fractions of one-quarter hour (15 minutes) will be considered as one-quarter hour (15 minutes).

NOTE 4 - Minimum total transportation charges: Sundays & Holidays (any hour): three and one-half (3 1/2) hours at rates named in Columns 1 and 2. Weekdays, Monday-Friday (9:30-AM to 5:30PM): one (1) hour at rates named in Columns 1 and 3. Weekdays (5:31PM to 9:29AM) and Saturdays (any hour): three and one-half hours (3 1/2) at rates named in Columns 1 and 4.

NOTE 5 - Overtime rates (Column 4) will apply on Weekdays, Monday-Friday (9:30AM to 5:30PM) after eight (8) hours.

NOTE 6 - If piano is part of a move, there will be a flat charge will be assessed per piano in addition to all other applicable charges:

**SPINET - \$75.00 UPRIGHT - \$100.00 BABY GRAND - \$200.00 GRAND - \$300.00
FLIGHT OF STEPS - \$25.00 PER FLIGHT**

NOTE AA - Travel charge to be based on the applicable transportation rates shown in Columns 2, 3, and 4 and will apply as follows based on the combined actual road miles from the carrier's terminal to the first point of origin and from final destination back to carrier's terminal using Mileage Guide No. 40 or a software program designed to calculate mileage, such as, Google Maps.

0 - 10 miles	1/2 hour
11 - 20 miles	1 hour
21 -30 miles	1 1/2 hours
31 - 40 miles	2 hours

For mileage in excess of 40 miles, a travel time charge of 1/2 hour will be assessed for each additional 10 miles.

Abbreviations, reference marks and symbols are explained on the last page of tariff.

SECTION 4

ITEM 400 - Transportation Rates (based on weight & mileage)

Rates are in cents per 100 pounds, apply to actual weight (subject to minimum weights as provided in rules herein) and include loading and unloading and the actual movement or transportation of property from origin to destination. The rates apply to moves travelling between points in Pennsylvania transported in excess of forty (40) miles. Minimum weights are noted in Item 50 on Page 2.





(Rate in Cents Per 100 Pounds)

Break Point indicates weight at which a lower charge develops by use of lowest weight and applicable rate in next higher weight bracket.

MILES	500 to 999 LBS. INCL.	BREAK POINT	1,000 to 1,999 LBS. INCL.	BREAK POINT	2,000 to 3,999 LBS. INCL.	BREAK POINT	4,000 to 7,999 LBS. INCL.	BREAK POINT	8,000 to 11,999 LBS. INCL.	BREAK POINT	12,000 to 15,999 LBS. INCL.	BREAK POINT	16,000 LBS. AND OVER
41 - 50	11035	651	7180	1575	5650	3200	4520	6540	3695	10355	3190	15153	3020
51 - 60	11190	647	7230	1575	5695	3222	4585	6514	3735	10466	3260	15177	3090
61 - 70	11260	655	7370	1557	5740	3225	4625	6651	3845	10305	3300	15243	3145
71 - 80	11380	653	7430	1575	5850	3198	4675	6693	3910	10260	3345	15259	3190
81 - 90	11510	654	7525	1565	5885	3217	4730	6763	4000	10163	3390	15316	3345
91 - 100	11625	653	7585	1566	5940	3250	4825	6669	4020	10176	3410	15285	3255
101 - 110	11715	656	7675	1564	6000	3262	4890	6649	4065	10319	3495	15112	3300
111 - 120	11865	652	7730	1564	6045	3265	4935	6772	4175	10168	3540	15123	3345
121 - 130	11950	655	7825	1556	6085	3316	5045	6683	4215	10163	3570	15192	3390
131 - 140	12035	656	7890	1571	6195	3283	5085	6773	4305	10000	3585	15213	3410
141 - 150	12140	654	7935	1577	6255	3338	5220	6627	4325	10063	3625	15244	3455
151 - 160	12250	653	7995	1582	6320	3327	5255	6650	4370	10100	3680	15211	3495
161 - 170	12385	653	8080	1580	6385	3321	5300	6637	4395	10085	3695	15340	3545
171 - 180	12535	655	8210	1567	6430	3327	5345	6733	4500	9910	3715	15376	3570
181 - 190	12600	656	8255	1584	6535	3288	5370	6732	4520	9913	3735	15363	3585
191 - 200	12710	657	8340	1573	6560	3282	5380	6744	4540	9950	3760	15422	3625
201 - 220	12665	652	8385	1576	6600	3278	5410	6782	4585	10062	3845	15177	3650
221 - 240	12965	658	8520	1572	6695	3248	5435	6808	4625	10147	3910	15119	3695
241 - 260	13055	661	8625	1557	6710	3289	5520	6747	4655	10366	4020	14787	3715
261 - 280	13210	660	8710	1553	6760	3281	5555	6746	4675	10438	4065	14696	3755
281 - 300	13365	659	8800	1557	6850	3249	5565	6764	4705	10653	4175	14416	3760
301 - 320	13470	661	8900	1544	6865	3254	5585	6782	4730	10751	4240	15097	4000
321 - 340	13575	664	9010	1530	6890	3281	5650	6734	4755	10961	4345	14975	4065
341 - 360	13640	670	9130	1513	6900	3281	5665	6815	4825	10941	4400	15253	4195
361 - 380	13775	668	9190	1508	6930	3276	5675	6840	4850	11131	4500	15301	4305
381 - 400	13815	671	9260	1504	6960	3266	5685	6887	4890	11249	4585	15244	4370
401 - 420	13925	668	9290	1506	6995	3257	5695	6997	4980	11263	4675	15401	4500
421 - 440	14035	669	9385	1496	7020	3257	5715	7087	5060	11436	4825	15344	4625
441 - 460	14100	671	9450	1488	7030	3260	5725	7250	5190	11356	4910	15417	4730
461 - 480	14205	672	9535	1476	7040	3261	5740	7294	5230	11477	5005	15513	4850
481 - 500	14235	672	9565	1475	7050	3263	5750	7376	5300	11458	5060	15526	4910

Abbreviations, reference marks and symbols are explained on last page of tariff.

EXPLANATION OF ABBREVIATIONS, REFERENCE MARKS AND SYMBOLS

AM	Before Noon
CD	Carrier Directory
Co.	Company
Cu.	Cubic
Ft.	Feet or Foot
Inc.	Incorporated
No.	Number
PA or Pa.	Pennsylvania
PM	Afternoon
P.U.C.	Public Utility Commission
(A) or 	Denotes increase
(R) or 	Denotes reduction
	Denotes no change
(C) or 	Denotes change which results in neither increases or reductions in rates
\$	Denotes dollar(s)
¢	Denotes cent(s)
"	Denotes inches
x	Denotes times
%	Denotes percent
&	Denotes and