



pecoSM

AN EXELON COMPANY

Richard G. Webster, Jr.
Vice President
Regulatory Policy & Strategy

Telephone 215.841.5777
Fax 215.841.6208
www.peco.com
dick.webster@peco-energy.com

PECO
2301 Market Street
S15
Philadelphia, PA 19103

VIA E-Filing Only

April 29, 2022

Rosemary Chiavetta, Secretary
Pennsylvania Public Utility Commission
Commonwealth Keystone Building
400 North Street, Second Floor
Harrisburg, PA 17120

SUBJECT: Information Submitted in Compliance with Section 1307(f) of the Public Utility Code
Recovery of Purchased Gas Costs
Reference: Tariff Gas – Pa. P.U.C. No. 4 – PECO Energy Company

Dear Secretary Chiavetta:

PECO Energy Company's ("PECO" or the "Company") annual Purchased Gas Cost ("PGC") filing under Section 1307(f) of the Public Utility Code will be made on or before June 1, 2022, in accordance with the schedule of filing dates established by the Pennsylvania Public Utility Commission (the "Commission"). As provided in 52 Pa. Code § 53.64(c)(1), supporting data for any proposed increase or decrease in purchased gas costs must be filed with the Commission thirty days prior to the annual PGC filing. Accordingly, the Company is submitting the supporting information required by 52 Pa. Code §§ 53.64 and 53.65, excluding historic monthly end-user transportation information, which is too voluminous to reproduce, but will be made available for review upon request.

Due to the continuing COVID-19 pandemic, PECO's employees are working in the office on a part-time basis. Accordingly, PECO employees will have limited access to photocopying and U.S. mail, among other services. PECO requests that all communications with PECO employees continue to be transmitted by email.

Rosemary Chiavetta, Secretary

April 29, 2022

Page 2

Thank you for your assistance in this matter and if you have any questions please contact Megan A. McDevitt, Senior Manager, Retail Rates at (215) 841-6361 or via email: megan.mcdevitt@exeloncorp.com.

Sincerely,

A handwritten signature in black ink, appearing to read "R.G.W." followed by a long horizontal flourish.

Richard G. Webster, Jr.
Vice President
Regulatory Policy & Strategy

Enclosures

cc: K.G. Sophy, Director, Office of Special Assistants (via email service only)
P.T. Diskin, Director, Bureau of Technical Utility Services (via email service only)
K. Monaghan, Director, Bureau of Audits (via email service only)

**BEFORE THE
PENNSYLVANIA PUBLIC UTILITY COMMISSION**

**PENNSYLVANIA PUBLIC UTILITY
COMMISSION**

v.

PECO ENERGY COMPANY

:
:
:
:
:
:

Docket No. R-2022-XXXXXXX

CERTIFICATE OF SERVICE

I hereby certify that I am this day serving a true copy of the advance filing Information Submitted in Compliance with Section 1307 (f) of the Public Utility Code, Recovery of Purchased Gas Costs, upon the participants listed below in accordance with the requirements of 52 Pa. Code Section 1.54 (relating to service by a participant).

Via E-File

Rosemary Chiavetta, Secretary
Pennsylvania Public Utility Commission
Commonwealth Keystone Building
400 North Street
Harrisburg, PA 17105-3265
rchiavetta@pa.gov

Via Email

Carrie B. Wright, Esquire
Pennsylvania Public Utility Commission
Bureau of Investigation & Enforcement
400 North Street, 2nd Floor West
Harrisburg, PA 17105-3265
cawright@pa.gov

Via Email

Teresa Reed Wagner
Office of Small Business Advocate
555 Walnut Street
Forum Place, 1st Floor
Harrisburg, PA 17101
tereswagner@pa.gov

Via Email

Charis Mincavage, Esquire
Adeolu A. Bakare, Esquire
Jo-Anne S. Thompson, Esquire
McNees Wallace & Nurick, LLC
100 Pine Street
Harrisburg, PA 17101
cmincavage@mcneeslaw.com
abakare@mcneeslaw.com
jthompson@mcneeslaw.com

PAIEUG

Via Email

Patrick M. Cicero, Acting Consumer Advocate

Aron Beatty, Esquire

Office of Consumer Advocate

555 Walnut Street, 5th Floor

Forum Place

Harrisburg, PA 17101-1923

PCicero@paoca.org

ABeatty@paoca.org

A handwritten signature in black ink, appearing to read 'Brandon J. Pierce', written over a horizontal line.

Dated: April 29, 2022

Brandon J. Pierce, Esquire
PECO Energy Company
2301 Market Street, S23-1
Philadelphia, PA 19103
Phone: 215.841.4220

BEFORE THE PENNSYLVANIA PUBLIC UTILITY COMMISSION

PECO Energy Company
2301 Market Street
Philadelphia, PA 19101

1307(f) RATE PROCEEDING

Information Submitted in Compliance with Act 74 of 1984 and
Pursuant to Title 52 Pennsylvania Code Sections 53.64 and 53.65
Supporting Recovery of Purchased Gas Costs

FILED: April 29, 2022

Section	Nature of Information
1	Spot and long-term sources of gas supply, production, transportation, and storage
2	Copies of Federal Tariffs
3	Future sources of supply, production, transportation, and storage (Abstract)
4	Gas supply, transportation, and storage offered but not chosen
5	Federal Energy Regulatory proceedings
6	Projection of pricing and volumes from April 2022 to November 2022
7	Projection of pricing and volumes from December 2022 to November 2023
8	Current fuel procurement practices
9	List of off-system sales
10	Transportation gas agreements
11	Transportation gas quantities by customer
12	Historic monthly use end-user transportation
13	System map and pressures
14	Rate structure
15	Peak day data for 5-year consecutive 3-day peak
16	Peak day methodology
17	Projected minimum gas requirements to serve firm customers over the next ten years
18	Three-day peak by customer class, including transportation customers
19	Design peak-day requirements by customer class
20	Design peak day sources of supply
21	Maximum design peak day throughput by supply source
22	Gas Supply Reliability Plan

PECO ENERGY COMPANY
SUMMARY OF FUELS \$ PURCHASED
1/1/2021 THROUGH 3/31/2022

AccrTotal		Accrual Mo														Grand Total	
Key	Contracts	1/1/2021	2/1/2021	3/1/2021	4/1/2021	5/1/2021	6/1/2021	7/1/2021	8/1/2021	9/1/2021	10/1/2021	11/1/2021	12/1/2021	1/1/2022	2/1/2022		3/1/2022
Pipeline	Eastern Shore	\$112,694	\$116,241	\$115,028	\$114,335	\$113,890	\$113,884	\$115,915	\$117,591	\$117,591	\$117,591	\$117,591	\$119,136	\$119,952	\$121,126	\$121,720	\$1,754,284
	Transcontinental	\$3,104,719	\$2,786,524	\$2,833,585	\$2,652,873	\$2,766,448	\$2,672,557	\$2,782,599	\$2,769,376	\$2,668,270	\$2,753,681	\$2,724,157	\$2,935,894	\$3,077,867	\$2,768,754	\$2,725,099	\$42,022,404
	UGI	\$29,318	\$41,065	\$27,248	\$23,966	\$23,966	\$23,966	\$23,966	\$23,966	\$23,966	\$23,966	\$23,966	\$25,343	\$24,359	\$26,641	\$26,618	\$392,319
	Texas Eastern	\$3,019,691	\$3,025,620	\$2,885,245	\$2,523,724	\$2,557,760	\$2,498,306	\$2,393,545	\$2,376,211	\$2,244,197	\$2,547,104	\$2,985,750	\$2,970,950	\$3,054,026	\$4,954,391	\$4,723,011	\$44,759,531
	Eastern Gas	\$235,415	\$240,588	\$234,738	\$169,103	\$174,236	\$167,775	\$174,446	\$173,938	\$173,106	\$174,893	\$226,633	\$232,243	\$246,908	\$240,897	\$231,408	\$3,096,325
Pipeline Total		\$6,501,837	\$6,210,038	\$6,095,845	\$5,484,002	\$5,636,299	\$5,476,488	\$5,490,471	\$5,461,081	\$5,227,130	\$5,617,235	\$6,078,096	\$6,283,566	\$6,523,111	\$8,111,808	\$7,827,856	\$92,024,864
Supplier	TE/TR 3221	\$825,680	\$919,475	\$980,365	\$775,533	\$850,271	\$867,788	\$974,933	\$1,023,820	\$1,135,089	\$1,436,915						\$9,789,869
	TE/TR 5004												\$1,747,771				\$1,747,771
	TE/TR 5006	\$1,436,076	\$1,275,120	\$1,696,611	\$169,680	\$175,336	\$195,230	\$175,336	\$175,336	\$169,680	\$175,336	\$2,871,450	\$2,967,165	\$2,967,165	\$2,680,020	\$2,967,165	\$20,096,706
	TE/TR 5084	\$744,000	\$672,000	\$744,000							\$3,264,000	\$2,994,600	\$1,971,600	\$5,600	\$6,200	\$10,402,000	
	TE/TR 6607	\$5,075,353	\$9,322,870	\$4,559,735	\$1,268,638	\$3,571,585	\$2,680,442	\$3,313,462	\$3,689,569	\$4,369,599	\$5,449,520	\$11,147,932	\$11,320,364	\$14,571,179	\$17,170,350	\$10,196,477	\$107,707,073
	TE/TR 3220	\$3,912,054	\$3,271,753	\$1,697,848	\$855,625	\$803,736	\$998,577	\$1,360,978	\$1,293,863	\$1,033,525	\$2,827,300	\$1,622,142		\$186,523			\$19,863,924
	TE/TR 5101	\$759,810	\$686,280	\$759,810	\$1,375,694	\$1,041,229	\$1,583,651	\$2,685,806	\$2,016,104	\$2,209,140	\$4,355,221	\$4,220,749	\$3,456,224	\$5,306,344	\$4,623,376	\$3,386,437	\$38,465,874
	TE/TR 5109	\$745,868	\$2,145,901														\$2,891,769
	TE/TR 8349	\$723,731	\$3,080,484	\$638,772	\$35,550							\$655,200	\$677,040	\$2,355,918	\$611,520	\$677,040	\$9,455,253
	TE/TR 5098	\$789,595	\$1,808,616	\$1,763,646	\$285,150	\$365,140	\$384,910			\$103,620	\$1,045,048	\$715,170	\$4,772,804	\$2,153,111	\$715,170		\$14,901,980
	TE/TR AM 3	\$82,500	\$82,500														\$165,000
	TE/TR AM Group 1	\$92,250	\$92,250														\$184,500
	TE/TR AM 11	\$78,000	\$78,000	\$78,000	\$78,000	\$78,000	\$78,000	\$78,000	\$78,000	\$78,000	\$78,000	\$78,000	\$78,000	\$78,000	\$78,000	\$78,000	\$1,170,000
	TE/TR AM 2		\$269,100														\$269,100
	TE/TR AM 1	\$95,690	\$95,690														\$191,380
	TE/TR AM S 1	\$181,665	\$181,665														\$363,330
	TE/TR 5000											\$800,000	\$800,000	\$3,300,000	(\$4,220,000)	(\$680,000)	\$0
	TE/TR CE												\$40,000	\$40,000	\$40,000		\$120,000
	TE/TR Rev													\$19,121	\$296,178	\$254,401	\$569,700
	TE/TR STB		\$231,500														\$231,500
Supplier Total		\$15,542,272	\$24,213,204	\$12,918,786	\$4,843,870	\$6,885,297	\$6,788,597	\$8,588,515	\$8,276,691	\$9,098,653	\$14,322,292	\$25,704,520	\$23,048,563	\$37,129,900	\$23,624,678	\$17,600,890	\$238,586,729
Grand Total (Pipeline + Supplier)		\$22,044,109	\$30,423,241	\$19,014,631	\$10,327,872	\$12,521,596	\$12,265,085	\$14,078,986	\$13,737,772	\$14,325,783	\$19,939,526	\$31,782,616	\$29,332,129	\$43,653,011	\$31,736,487	\$25,428,746	\$330,611,592

Sum of MiscCosts	Payment Mo														Grand Total		
Misc_Qtrly Rpt	1/1/2021	2/1/2021	3/1/2021	4/1/2021	5/1/2021	6/1/2021	7/1/2021	8/1/2021	9/1/2021	10/1/2021	11/1/2021	12/1/2021	1/1/2022	2/1/2022		3/1/2022	
LNG Storages	\$80,223	\$49,051	\$56,058	\$48,708	\$43,291	\$50,150	\$49,579	\$50,490		(\$77,075)	(\$799,969)	\$40,662	\$49,183	\$121,314	(\$151,908)	(\$131,608)	(\$521,851)
PRO Storages	\$4,441	\$0	\$0	\$0	\$0	\$0	\$0	\$0	\$0	\$0	\$0	\$0	\$0	\$0	\$0	\$0	\$4,441
UG Storages	\$8,799,451	\$6,685,329	\$1,857,014	\$661,612	(\$4,699,532)	(\$5,323,733)	(\$7,592,620)	(\$7,337,205)	(\$7,443,565)	(\$10,657,579)	\$1,208,951	\$5,596,694	\$14,008,893	\$9,674,732	\$4,517,264		\$9,955,706
Grand Total	\$8,884,115	\$6,734,380	\$1,913,072	\$710,320	(\$4,656,241)	(\$5,273,583)	(\$7,543,041)	(\$7,286,716)	(\$7,520,639)	(\$11,457,548)	\$1,249,613	\$5,645,876	\$14,130,208	\$9,522,824	\$4,385,656		\$9,438,297

PECO ENERGY COMPANY
SUMMARY OF FUELS \$ PURCHASED
1/1/2021 THROUGH 3/31/2022

Sum of Adjs		Payment Mo															Grand Total
Contracts	Dem/Var/CapRel	Jan-21	Feb-21	Mar-21	Apr-21	May-21	Jun-21	Jul-21	Aug-21	Sep-21	Oct-21	Nov-21	Dec-21	Jan-22	Feb-22	Mar-22	Grand Total
Eastern Gas	Demand	\$0.00	\$0.00	\$0.00	\$0.00	\$0.00	\$0.00	\$0.00	\$0.00	\$0.00	\$0.00	\$0.00	(\$223.33)	\$4.86	\$4.87	\$4.87	(\$208.73)
	Variable	\$64,578.10	\$8,041.68	\$0.00	\$0.02	\$0.00	\$0.00	\$0.00	\$0.00	\$0.00	\$0.00	(\$0.01)	\$0.00	\$0.00	(\$0.01)	\$0.00	\$72,619.78
Eastern Shore	Demand	\$3,304.06	\$2,693.54	\$0.00	\$0.00	(\$92.00)	\$0.00	\$0.00	\$0.00	\$64.24	\$0.00	\$0.00	\$0.00	\$0.00	\$0.00	\$0.00	\$5,969.84
	Variable			(\$1,131.35)	\$551.77	\$49.37	(\$6.34)	(\$3.50)	\$0.00	\$0.00	\$0.00		\$424.06	(\$75.13)	\$409.85	\$712.93	\$931.66
TE/TR 4799	Variable												\$6,036.00	\$995,940.00	\$205,224.00		\$1,207,200.00
TE/TR 5000	Demand												\$0.00	\$20,000.00	\$3,300,000.00	\$680,000.00	\$4,000,000.00
	Variable					\$0.00	\$0.00	\$0.00	\$0.00	\$0.00	\$0.00	\$0.00					\$0.00
TE/TR 5004	Variable														(\$8,712.00)		(\$8,712.00)
TE/TR 5006	Variable	\$0.00	\$0.00	\$0.00	\$0.00	\$0.00	\$0.00	\$0.00	\$0.00	\$0.00	\$0.00	(\$6.06)	\$0.00	\$0.00	\$0.00	\$0.00	(\$6.06)
TE/TR 5084	Demand												\$0.00	\$0.00	\$0.00	\$0.00	\$0.00
	Variable	\$0.00	\$181,350.00	(\$181,350.00)	\$0.00								\$0.00	\$0.00	\$0.00	\$0.00	\$0.00
TE/TR 5098	Variable	\$0.00	(\$4.46)	(\$2.54)	\$242.99	\$0.00	\$0.00	\$0.00			\$0.00		\$0.00	\$0.00	\$0.00	\$0.00	\$235.99
TE/TR 5101	Demand												\$0.00	\$0.00	\$0.00	\$0.00	\$0.00
	Variable	\$0.00	\$0.00	\$0.00	\$0.00	\$0.00	\$28.64	\$6.93	(\$3,896.23)	(\$28.64)	(\$13.20)	(\$4,720.68)	\$41.39	\$27.09	\$156.66	\$55.57	(\$8,342.47)
TE/TR 5109	Variable	\$0.00	\$0.00	(\$8.30)													(\$8.30)
TE/TR 6607	Demand												\$0.00	\$0.00	\$0.00	\$0.00	\$0.00
	Variable	\$0.00	(\$137.30)	\$35,650.47	\$0.00	\$0.00	\$0.00	(\$118.07)	\$0.00	\$0.00	\$0.00	\$0.00	\$132,542.78	\$0.00	\$125,053.87	(\$87,969.41)	\$205,022.34
TE/TR 8349	Variable	\$91.32	\$0.00	\$6,867.00	\$0.00	\$0.00							\$0.00	\$0.00	(\$2.68)	\$0.00	\$6,955.64
TE/TR OTH	Variable									\$18,166.70				\$281,212.15	\$36,341.76		\$335,720.61
TE/TR Rev	Demand													\$67,000.00	\$67,000.00		\$134,000.00
	Variable												\$0.00		(\$19,120.86)	\$19,093.41	(\$27.45)
TE/TR STB	Demand		\$231,500.00	(\$231,500.00)													\$0.00
Texas Eastern	CapRel	\$5,678.42	\$868.00	\$7,090.03	\$700.52	\$0.00	(\$8.22)	\$0.00	(\$3,622.51)	\$2,382.04	\$796.89	\$823.57	\$0.00	\$840.74	\$942.66	\$0.00	\$16,492.14
	Demand	(\$451,103.74)	\$0.00	(\$217.53)	(\$26,825.46)	\$0.00	(\$227.77)	\$349.78	(\$123,345.22)	\$0.00	\$349.73	\$0.00	\$0.00	(\$259.14)	\$1,399.06	\$163,544.36	(\$436,335.93)
	Variable	(\$19,324.64)	\$1,043.49	\$0.00	\$0.00	(\$7.74)	\$0.00	\$440.18	\$0.00	\$350.51	\$2,861.14	\$69.79	(\$7,533.20)	\$0.00	(\$1,058.32)	\$0.00	(\$23,158.79)
Transcontinental	CapRel	\$0.00	\$0.00	\$0.00	\$0.00	(\$1.86)	(\$3.07)	\$0.00	(\$1.63)	\$0.00	(\$2.10)	\$0.00	\$1,640.01	\$0.00	\$0.00	(\$1.47)	\$1,629.88
	Demand	(\$3,639.13)	\$50.45	\$0.00	\$0.00	\$0.00	(\$8,871.48)	\$9,432.73	(\$174.11)	\$0.14	\$3,815.65	\$8,275.73	\$864.65	(\$2.57)	(\$0.63)	(\$0.06)	\$9,751.37
	Variable	\$282,288.11	\$256,916.07	\$274,511.93	\$263,985.88	\$275,071.60	\$274,114.41	\$265,950.74	\$266,336.39	\$266,149.49	\$271,969.27	\$246,644.42	\$279,560.86	\$274,497.35	\$249,872.71	\$389,161.60	\$4,137,030.83
UGI	Demand	(\$1,027.29)	\$0.00	\$0.00	\$0.00	(\$574.11)	(\$453.61)	(\$216.59)	(\$216.59)	\$7,576.69	\$392.55	\$392.55	\$69,196.11	\$0.00	\$0.00	\$0.00	\$75,069.71
	Variable	\$0.00	(\$48.76)	(\$1,935.03)	(\$2,669.70)									(\$984.01)	\$2,282.05	(\$4,000.00)	(\$7,355.45)
Grand Total		(\$119,154.79)	\$682,272.71	(\$92,025.32)	\$235,986.02	\$274,445.26	\$264,572.56	\$275,842.20	\$135,080.10	\$294,661.17	\$280,169.93	\$251,479.31	\$482,549.33	\$1,638,201.34	\$3,959,792.99	\$1,160,601.80	\$9,724,474.61

PECO ENERGY COMPANY
SUMMARY OF FUELS \$ PURCHASED
1/1/2021 THROUGH 3/31/2022

				Accrual Mo Data									
				6/1/2021		7/1/2021		8/1/2021		9/1/2021		10/1/2021	
Key	Vendor / Pipeline	Qtrly_Contracts	Rate Schedule	Accr_Vol	Accr_Total	Accr_Vol	Accr_Total	Accr_Vol	Accr_Total	Accr_Vol	Accr_Total	Accr_Vol	Accr_Total
Pipeline	Eastern Gas Transmission	Eastern Gas	Cash In										
			Cash Out										
			Commodity										
			Demand	4,774,692	\$159,605.09	4,774,692	\$159,605.09	4,774,692	\$159,605.09	4,774,692	\$159,605.09	4,774,692	\$159,605.09
			Storage Injection	520,618	\$13,900.50	555,833	\$14,840.74	536,796	\$14,332.45	505,650	\$13,500.85	572,566	\$15,287.52
			Storage Withdrawl										
			Demand Credit		(\$5,730.74)								
			Transportation										
	Eastern Gas Transmission Total			5,295,310	\$167,774.85	5,330,525	\$174,445.83	5,311,488	\$173,937.54	5,280,342	\$173,105.94	5,347,258	\$174,892.61
	Eastern Shore	Eastern Shore	Cash Out		\$1,186.00				\$4,897.00				
			Commodity		\$3.50								
			Demand	10,000	\$112,694.00	10,000	\$115,915.06	10,000	\$112,694.00	10,000	\$117,591.00	10,000	\$117,591.00
			Demand Credit										
			Transportation										
	Eastern Shore Total			10,000	\$113,883.50	10,000	\$115,915.06	10,000	\$117,591.00	10,000	\$117,591.00	10,000	\$117,591.00
	Texas Eastern Transmission	Texas Eastern	Capacity Release	(8,610,610)	(\$1,021,117.29)	(8,766,273)	(\$1,142,049.38)	(8,770,489)	(\$1,160,015.44)	(8,487,180)	(\$987,889.71)	(8,156,813)	(\$1,006,066.77)
			Cash In										
			Cash Out		\$874.26								
			Demand	1,012,116	\$3,528,732.10	1,012,116	\$3,528,732.10	1,012,116	\$3,532,503.68	1,012,116	\$3,532,503.68	1,012,116	\$3,532,503.68
			Storage Injection	555,777	\$30,678.89	810,831	\$46,199.17	688,354	\$37,997.14	518,825	\$28,639.14	693,784	\$39,385.89
			Storage Withdrawl									17,861	\$1,603.92
			Demand Credit		(\$95,000.00)		(\$94,580.06)		(\$95,000.00)		(\$95,000.00)		(\$95,000.00)
			Transportation	1,673,525	\$54,138.40	1,765,041	\$56,672.69	1,841,079	\$60,725.75	1,681,768	\$55,532.19	2,169,501	\$74,677.34
			Revenue - Miscellaneous				(\$1,429.15)						
	Texas Eastern Transmission Total			(5,369,192)	\$2,498,306.36	(5,178,285)	\$2,393,545.37	(5,228,940)	\$2,376,211.13	(5,274,471)	\$2,244,197.30	(4,263,551)	\$2,547,104.06
	Transcontinental Gas Pipeline	Transcontinental	Capacity Release	(5,260,980)	(\$812,463.32)	(5,280,881)	(\$835,162.58)	(4,559,046)	(\$831,359.91)	(4,825,500)	(\$808,935.33)	(4,979,592)	(\$848,754.19)
			Cash In										
			Cash Out										
			Demand	19,755,798	\$3,735,969.10	20,198,353	\$3,860,501.38	20,198,353	\$3,860,723.43	19,755,798	\$3,736,183.98	20,198,353	\$3,860,723.43
			Demand Reversal	(7,029,452)	(\$266,114.25)	(7,262,729)	(\$266,114.23)		(\$275,206.73)	(7,029,452)	(\$266,416.23)	(7,262,729)	(\$266,329.10)
			Storage Injection	1,153,232	\$39,441.96	1,310,208	\$47,136.64	1,156,953	\$38,969.25	1,006,307	\$31,371.36	1,041,039	\$31,058.20
			Storage Withdrawl									8,000	\$340.40
			Demand Credit		(\$37,792.57)		(\$37,728.71)		(\$37,728.02)		(\$37,725.54)		(\$37,725.54)
			Transportation	902,580	\$13,516.14	932,666	\$13,966.68	932,646	\$13,977.58	921,000	\$13,791.98	955,650	\$14,367.99
	Transcontinental Gas Pipeline Total			9,521,178	\$2,672,557.06	9,897,617	\$2,782,599.18	17,728,906	\$2,769,375.60	9,828,153	\$2,668,270.22	9,960,721	\$2,753,681.19
	UGI 1801	UGI	Cash Out										
			Commodity										
			Demand	3,360	\$23,966.00	3,360	\$23,966.00	3,360	\$23,966.00	3,360	\$23,966.00	3,360	\$23,966.00
	UGI 1801 Total			3,360	\$23,966.00	3,360	\$23,966.00	3,360	\$23,966.00	3,360	\$23,966.00	3,360	\$23,966.00
Pipeline Total				9,460,656	\$5,476,487.77	10,063,217	\$5,490,471.44	17,824,814	\$5,461,081.27	9,847,384	\$5,227,130.46	11,057,788	\$5,617,234.86

PECO ENERGY COMPANY
SUMMARY OF FUELS \$ PURCHASED
1/1/2021 THROUGH 3/31/2022

Key	Vendor / Pipeline	Qtrly Contracts	Rate Schedule	Accrual Mo Data										Total Accr_Vol	Total Accr_Total
				11/1/2021		12/1/2021		1/1/2022		2/1/2022		3/1/2022			
				Accr Vol	Accr Total	Accr Vol	Accr Total	Accr Vol	Accr Total	Accr Vol	Accr Total	Accr Vol	Accr Total		
Pipeline	Eastern Gas Transmission	Eastern Gas	Cash In					883,905	\$3,977.57					883,905	\$ (879.88)
			Cash Out		\$1,125.36		\$1,829.32								
			Commodity								\$2,985.51				\$ 2,985.51
			Demand	4,788,692	\$217,705.78	4,788,692	\$217,477.58	4,788,692	\$217,477.58	4,788,692	\$217,477.58	4,788,692	\$217,477.58	71,732,380	\$ 2,858,979.20
			Storage Injection	45,813	\$1,250.69	44,168	\$1,205.78	22,084	\$602.90	44,168	\$1,205.78	105,175	\$2,871.27	3,870,602	\$ 103,501.89
			Storage Withdrawl	329,670	\$5,439.56	571,391	\$9,427.95	1,220,881	\$20,144.54	935,307	\$15,432.56	464,620	\$7,666.24	6,238,714	\$ 108,206.13
			Demand Credit									\$1,471.68			\$ (4,259.06)
			Transportation	156,524	\$1,111.32	324,242	\$2,302.12	662,684	\$4,705.06	534,630	\$3,795.88	270,570	\$1,921.05	2,814,378	\$ 16,920.10
	Eastern Gas Transmission Total			5,320,699	\$226,632.71	5,728,493	\$232,242.75	7,578,246	\$246,907.65	6,302,797	\$240,897.31	5,629,057	\$231,407.82	85,539,979	\$ 3,096,325.22
	Eastern Shore	Eastern Shore	Cash Out		\$4,897.00										\$ 1,969.88
			Commodity					\$1,545.39		\$2,361.41		\$3,534.71			
			Demand	10,000	\$112,694.00	10,000	\$117,591.00	10,000	\$117,591.00	10,000	\$117,591.00	10,000	\$112,694.00	150,000	\$ 1,718,116.06
			Demand Credit									\$4,897.00			\$ 4,897.00
			Transportation									108,500	\$2,159.15	108,500	\$ 2,159.15
	Eastern Shore Total			10,000	\$117,591.00	10,000	\$119,136.39	10,000	\$119,952.41	10,000	\$121,125.71	118,500	\$121,720.03	258,500	\$ 1,754,284.41
	Texas Eastern Transmission	Texas Eastern	Capacity Release	(3,046,470)	(\$597,729.02)	(3,143,431)	(\$615,113.87)	(3,140,300)	(\$612,846.89)	(2,836,764)	(\$561,219.33)	(3,135,030)	(\$925,674.68)	(89,567,104)	\$ (12,601,721.70)
			Cash In												
			Cash Out						\$1,058.32				\$16.13		\$ 1,956.25
			Demand	1,012,116	\$3,532,503.68	1,012,116	\$3,530,067.72	1,012,116	\$3,530,067.72	1,012,116	\$5,372,544.07	1,012,116	\$5,533,283.95	15,181,740	\$ 56,829,090.10
			Storage Injection	196,139	\$12,585.09	78,189	\$7,507.28	22,758	\$1,222.11	27,371	\$1,280.96	179,352	\$17,977.84	4,584,640	\$ 272,974.06
			Storage Withdrawl	291,567	\$26,182.72	466,701	\$38,596.17	1,120,904	\$93,105.53	1,042,836	\$94,168.09	923,198	\$83,364.78	7,112,017	\$ 630,491.28
			Demand Credit		(\$95,000.00)		(\$95,292.64)		(\$95,000.00)		(\$95,000.00)		(\$95,000.00)		\$ (1,419,690.75)
			Transportation	3,191,798	\$107,207.03	3,666,680	\$105,913.42	5,036,453	\$136,418.81	3,940,642	\$154,934.90	2,800,166	\$109,043.39	43,669,363	\$ 1,401,098.57
			Revenue - Miscellaneous												\$ (1,429.15)
	Texas Eastern Transmission Total			1,645,150	\$2,985,749.50	2,080,255	\$2,970,949.86	4,051,931	\$3,054,025.60	3,186,201	\$4,954,390.69	1,779,802	\$4,723,011.41	(19,019,344)	\$ 44,759,531.09
	Transcontinental Gas Pipeline	Transcontinental	Capacity Release	(4,256,490)	(\$771,813.54)	(4,396,513)	(\$812,905.83)	(4,048,910)	(\$824,150.23)	(3,816,904)	(\$807,709.75)	(4,233,639)	(\$934,369.60)	(69,916,315)	\$ (12,225,404.22)
			Cash In												
			Cash Out						\$1,321.92		\$12,426.16		\$14,827.90		\$ 39,752.17
			Demand	18,885,798	\$3,736,004.10	19,439,527	\$3,999,954.12	19,439,527	\$3,999,954.12	18,188,200	\$3,716,713.83	12,035,624	\$3,585,330.83	284,105,562	\$ 57,177,517.17
			Demand Reversal		(\$266,329.10)		(\$275,139.15)		(\$275,139.15)		(\$248,512.88)		(\$294,989.99)		\$ (3,746,518.48)
			Storage Injection	158,145	\$6,070.01	68,661	\$2,497.00	22,306	\$619.01	47,889	\$1,674.78	202,113	\$5,915.11	7,478,446	\$ 248,610.10
			Storage Withdrawl	442,097	\$17,495.82	1,191,124	\$52,596.83	2,481,803	\$104,998.86	1,481,112	\$47,643.08	824,164	\$25,031.96	11,325,217	\$ 451,995.99
			Demand Credit		(\$37,773.10)		(\$37,905.49)		(\$37,877.88)		(\$37,976.66)		(\$29,460.36)		\$ (558,920.86)
			Transportation	2,948,872	\$40,502.86	4,089,740	\$63,490.11	6,128,556	\$108,140.35	4,573,876	\$84,495.56	3,371,143	\$57,822.82	40,363,135	\$ 692,065.27
	Transcontinental Gas Pipeline Total			18,178,422	\$2,724,157.05	20,392,539	\$2,935,894.30	24,023,282	\$3,077,867.00	20,474,173	\$2,768,754.12	12,199,405	\$2,725,098.66	230,946,056	\$ 42,022,403.85
	UGI 1801	UGI	Cash Out						\$392.55		\$2,674.60		\$1,107.89		\$ 25,265.97
			Commodity											\$1,543.85	
			Demand	3,360	\$23,966.00	3,360	\$23,966.00	3,360	\$23,966.00	3,360	\$23,966.00	3,360	\$23,966.00	55,294	\$ 365,509.48
	UGI 1801 Total			3,360	\$23,966.00	3,360	\$25,342.56	3,360	\$24,358.55	3,360	\$26,640.60	3,360	\$26,617.74	55,294	\$ 392,319.30
Pipeline Total				25,157,631	\$6,078,096.26	28,214,647	\$6,283,565.86	35,666,819	\$6,523,111.21	29,976,531	\$8,111,808.43	19,730,124	\$7,827,855.66	297,780,485	\$ 92,024,863.87

PECO ENERGY COMPANY
SUMMARY OF FUELS \$ PURCHASED
1/1/2021 THROUGH 3/31/2022

		Accrual Mo Data															
		1/1/2021		2/1/2021		3/1/2021		4/1/2021		5/1/2021		6/1/2021		7/1/2021		8/1/2021	
Key	Qtrly_Contracts	Accr_Vol	Accr_Total	Accr_Vol	Accr_Total	Accr_Vol	Accr_Total	Accr_Vol	Accr_Total	Accr_Vol	Accr_Total	Accr_Vol	Accr_Total	Accr_Vol	Accr_Total	Accr_Vol	Accr_Total
Supplier	TE/TR 3220	2,057,348	\$3,912,054.31	1,390,574	\$3,271,752.94	755,284	\$1,697,848.30	455,000	\$855,625.00	387,810	\$803,736.23	441,360	\$998,577.00	527,000	\$1,360,977.50	465,000	\$1,293,862.50
	TE/TR 3221	418,066	\$825,680.35	377,608	\$919,475.48	418,066	\$980,364.77	404,550	\$775,533.00	418,035	\$850,271.10	404,550	\$867,787.50	418,035	\$974,932.95	418,035	\$1,023,819.95
	TE/TR 5004																
	TE/TR 5006	382,768	\$1,436,075.68	336,000	\$1,275,120.00	486,982	\$1,696,611.43	84,000	\$169,680.00	86,800	\$175,336.00	94,000	\$195,230.00	86,800	\$175,336.00	86,800	\$175,336.00
	TE/TR 5084	186,000	\$744,000.00	168,000	\$672,000.00	186,000	\$744,000.00										
	TE/TR 6607	1,973,568	\$5,075,353.15	2,452,782	\$9,322,870.20	1,631,826	\$4,559,734.50	549,240	\$1,268,637.50	1,433,090	\$3,571,584.76	1,066,041	\$2,680,441.98	1,101,523	\$3,313,462.28	1,101,523	\$3,689,569.16
	TE/TR 5101	186,000	\$759,810.00	168,000	\$686,280.00	186,000	\$759,810.00	683,809	\$1,375,694.29	794,896	\$1,041,229.18	760,000	\$1,583,651.00	1,016,800	\$2,685,805.90	737,800	\$2,016,103.60
	TE/TR 5109	280,000	\$745,868.00	457,000	\$2,145,900.70												
	TE/TR 8349	295,000	\$723,730.50	702,500	\$3,080,483.75	255,000	\$638,771.50	15,000	\$35,550.00								
	TE/TR 5098	211,000	\$789,595.00	345,527	\$1,808,615.65	619,974	\$1,763,645.98	110,000	\$285,150.00	152,000	\$365,140.00	154,000	\$384,910.00				
	TE/TR AM 3		\$82,500.00		\$82,500.00												
	TE/TR AM Group 1		\$92,250.00		\$92,250.00												
	TE/TR AM 11		\$78,000.00		\$78,000.00		\$78,000.00		\$78,000.00		\$78,000.00		\$78,000.00		\$78,000.00		\$78,000.00
	TE/TR AM 2				\$269,100.00												
	TE/TR AM 1		\$95,690.00		\$95,690.00												
	TE/TR AM S 1		\$181,665.00		\$181,665.00												
	TE/TR 5000																
	TE/TR CE																
	TE/TR Rev																
	TE/TR STB				\$231,500.00												
Supplier Total		5,989,750	\$15,542,271.99	6,397,991	\$24,213,203.72	4,539,132	\$12,918,786.48	2,301,599	\$4,843,869.79	3,272,631	\$6,885,297.27	2,919,951	\$6,788,597.48	3,150,158	\$8,588,514.63	2,809,158	\$8,276,691.21

PECO ENERGY COMPANY
SUMMARY OF FUELS \$ PURCHASED
1/1/2021 THROUGH 3/31/2022

		Accrual Mo Data															
		9/1/2021		10/1/2021		11/1/2021		12/1/2021		1/1/2022		2/1/2022		3/1/2022		Total Accr Vol	Total Accr Total
Key	Qtrly_Contracts	Accr_Vol	Accr_Total	Accr_Vol	Accr_Total	Accr_Vol	Accr_Total	Accr_Vol	Accr_Total	Accr_Vol	Accr_Total	Accr_Vol	Accr_Total	Accr_Vol	Accr_Total		
Supplier	TE/TR 3220	304,650	\$1,033,525.13	632,152	\$2,827,299.82	336,166	\$1,622,141.91									7,789,025	\$ 19,863,923.53
	TE/TR 3221	404,550	\$1,135,089.00	418,035	\$1,436,915.10											4,099,530	\$ 9,789,869.20
	TE/TR 5004									117,600	\$1,747,770.75					117,600	\$ 1,747,770.75
	TE/TR 5006	84,000	\$169,680.00	86,800	\$175,336.00	720,000	\$2,871,450.00	744,000	\$2,967,165.00	744,000	\$2,967,165.00	672,000	\$2,680,020.00	744,000	\$2,967,165.00	5,438,950	\$ 20,096,706.11
	TE/TR 5084					1,200,000	\$3,264,000.00	1,240,000	\$2,994,600.00	1,240,000	\$1,971,600.00	560,000	\$5,600.00	620,000	\$6,200.00	5,400,000	\$ 10,402,000.00
	TE/TR 6607	1,143,674	\$4,369,598.71	1,103,817	\$5,449,519.61	3,182,994	\$11,147,931.80	3,406,960	\$11,320,363.51	4,813,545	\$14,571,178.51	4,237,062	\$17,170,350.23	3,385,761	\$10,196,477.18	32,583,406	\$ 107,707,073.08
	TE/TR 5101	684,000	\$2,209,140.00	1,016,800	\$4,355,221.00	1,400,000	\$4,220,748.50	1,377,000	\$3,456,224.40	2,045,000	\$5,306,343.50	1,412,976	\$4,623,376.28	1,440,000	\$3,386,436.50	13,909,081	\$ 38,465,874.15
	TE/TR 5109															737,000	\$ 2,891,768.70
	TE/TR 8349					180,000	\$655,200.00	186,000	\$677,040.00	286,000	\$2,355,917.50	168,000	\$611,520.00	186,000	\$677,040.00	2,273,500	\$ 9,455,253.25
	TE/TR 5098	22,000	\$103,620.00			240,000	\$1,045,048.00	186,000	\$715,170.00	1,086,000	\$4,772,804.00	463,500	\$2,153,111.05	186,000	\$715,170.00	3,776,001	\$ 14,901,979.68
	TE/TR AM 3																\$ 165,000.00
	TE/TR AM Group 1																\$ 184,500.00
	TE/TR AM 11		\$78,000.00		\$78,000.00		\$78,000.00		\$78,000.00		\$78,000.00		\$78,000.00		\$78,000.00		\$ 1,170,000.00
	TE/TR AM 2																\$ 269,100.00
	TE/TR AM 1																\$ 191,380.00
	TE/TR AM S 1																\$ 363,330.00
	TE/TR 5000						\$800,000.00		\$800,000.00		\$3,300,000.00		(\$4,220,000.00)		(\$680,000.00)		\$ -
	TE/TR CE								\$40,000.00				\$40,000.00				\$ 120,000.00
	TE/TR Rev									1,782	\$19,120.86	26,301	\$296,177.95	23,570	\$254,401.32	51,653	\$ 569,700.13
	TE/TR STB																\$ 231,500.00
Supplier Total		2,642,874	\$9,098,652.84	3,257,604	\$14,322,291.53	7,259,160	\$25,704,520.21	7,139,960	\$23,048,562.91	10,333,927	\$37,129,900.12	7,576,520	\$23,624,678.40	6,585,331	\$17,600,890.00	76,175,746	\$ 238,586,728.58

PECO ENERGY COMPANY
SUMMARY OF FUELS \$ PURCHASED
1/1/2021 THROUGH 3/31/2022

Spots		Accrual Mo Data														
		1/1/2021			2/1/2021			3/1/2021			4/1/2021			5/1/2021		
Qtrly_Contracts	Spot TE TR	Sum of AccrVol	Sum of AccrRate	Sum of AccrTotal	Sum of AccrVol	Sum of AccrRate	Sum of AccrTotal	Sum of AccrVol	Sum of AccrRate	Sum of AccrTotal	Sum of AccrVol	Sum of AccrRate	Sum of AccrTotal	Sum of AccrVol	Sum of AccrRate	Sum of AccrTotal
TE/TR 3220	TE	6,388	\$2.41	\$15,379.11	84,558	\$8.05	\$233,540.38				5,000	\$2.60	\$13,000.00			
	TR				13,592	\$3.27	\$44,445.84									
TE/TR 3220 Total		6,388	\$2.41	\$15,379.11	98,150	\$11.32	\$277,986.22				5,000	\$2.60	\$13,000.00			
TE/TR 5004	TE															
	TR															
TE/TR 5004 Total																
TE/TR 5006	TE	10,768	\$2.26	\$24,335.68				82,982	\$4.70	\$195,111.43						
	TR							32,000	\$2.81	\$89,760.00						
TE/TR 5006 Total		10,768	\$2.26	\$24,335.68				114,982	\$7.51	\$284,871.43						
TE/TR 5098	TR	25,000	\$4.47	\$111,625.00	177,527	\$62.77	\$1,196,255.65	433,974	\$31.39	\$1,085,675.98	110,000	\$7.81	\$285,150.00	152,000	\$16.76	\$365,140.00
TE/TR 5098 Total		25,000	\$4.47	\$111,625.00	177,527	\$62.77	\$1,196,255.65	433,974	\$31.39	\$1,085,675.98	110,000	\$7.81	\$285,150.00	152,000	\$16.76	\$365,140.00
TE/TR 5101	TE													57,096	\$2.18	\$124,469.28
	TR															
TE/TR 5101 Total														57,096	\$2.18	\$124,469.28
TE/TR 5109	TR	280,000	\$8.11	\$745,868.00	457,000	\$31.41	\$2,145,900.70									
TE/TR 5109 Total		280,000	\$8.11	\$745,868.00	457,000	\$31.41	\$2,145,900.70									
TE/TR 6607	TE	785,480	\$52.03	\$1,847,811.81	1,478,800	\$124.98	\$6,145,176.66	657,726	\$37.83	\$1,535,457.00	312,210	\$18.23	\$686,246.45	291,422	\$29.28	\$659,875.04
	TR	72,088	\$8.17	\$192,951.34	189,982	\$34.18	\$799,653.54	10,000	\$2.65	\$26,500.00						
TE/TR 6607 Total		857,568	\$60.20	\$2,040,763.15	1,668,782	\$159.16	\$6,944,830.20	667,726	\$40.48	\$1,561,957.00	312,210	\$18.23	\$686,246.45	291,422	\$29.28	\$659,875.04
TE/TR 8349	TE	295,000	\$12.30	\$723,730.50	702,500	\$61.05	\$3,080,483.75	255,000	\$17.43	\$638,771.50	15,000	\$2.37	\$35,550.00			
	TR															
TE/TR 8349 Total		295,000	\$12.30	\$723,730.50	702,500	\$61.05	\$3,080,483.75	255,000	\$17.43	\$638,771.50	15,000	\$2.37	\$35,550.00			
TE/TR 4799	TE															
	TR															
TE/TR 4799 Total																
Grand Total		1,474,724	\$89.74	\$3,661,701.44	3,103,959	\$325.71	\$13,645,456.52	1,471,682	\$96.80	\$3,571,275.91	442,210	\$31.01	\$1,019,946.45	500,518	\$48.21	\$1,149,484.32

PECO ENERGY COMPANY
SUMMARY OF FUELS \$ PURCHASED
1/1/2021 THROUGH 3/31/2022

Spots		Accrual Mo Data											
		6/1/2021			9/1/2021			11/1/2021			12/1/2021		
Qtrly_Contracts	Spot TE TR	Sum of AccrVol	Sum of AccrRate	Sum of AccrTotal	Sum of AccrVol	Sum of AccrRate	Sum of AccrTotal	Sum of AccrVol	Sum of AccrRate	Sum of AccrTotal	Sum of AccrVol	Sum of AccrRate	Sum of AccrTotal
TE/TR 3220	TE							217,904	\$9.12	\$1,007,425.42			
	TR							118,262	\$10.21	\$614,716.49			
TE/TR 3220 Total								336,166	\$19.33	\$1,622,141.91			
TE/TR 5004	TE												
	TR												
TE/TR 5004 Total													
TE/TR 5006	TE	10,000	\$2.56	\$25,550.00									
	TR												
TE/TR 5006 Total		10,000	\$2.56	\$25,550.00									
TE/TR 5098	TR	154,000	\$27.34	\$384,910.00	22,000	\$4.71	\$103,620.00	60,000	\$12.55	\$352,948.00			
TE/TR 5098 Total		154,000	\$27.34	\$384,910.00	22,000	\$4.71	\$103,620.00	60,000	\$12.55	\$352,948.00			
TE/TR 5101	TE	17,000	\$5.06	\$43,020.00				200,000	\$28.80	\$962,748.50	137,000	\$13.05	\$443,024.40
	TR	29,000	\$4.65	\$64,520.00									
TE/TR 5101 Total		46,000	\$9.71	\$107,540.00				200,000	\$28.80	\$962,748.50	137,000	\$13.05	\$443,024.40
TE/TR 5109	TR												
TE/TR 5109 Total													
TE/TR 6607	TE				82,604	\$21.87	\$356,851.96	954,408	\$83.35	\$4,370,159.07	256,151	\$25.11	\$797,349.65
	TR							161,886	\$35.85	\$725,523.53			
TE/TR 6607 Total					82,604	\$21.87	\$356,851.96	1,116,294	\$119.19	\$5,095,682.60	256,151	\$25.11	\$797,349.65
TE/TR 8349	TE												
	TR												
TE/TR 8349 Total													
TE/TR 4799	TE												
	TR										2,000	\$6.04	\$6,036.00
TE/TR 4799 Total											2,000	\$6.04	\$6,036.00
Grand Total		210,000	\$39.60	\$518,000.00	104,604	\$26.58	\$460,471.96	1,712,460	\$179.87	\$8,033,521.01	395,151	\$44.19	\$1,246,410.05

PECO ENERGY COMPANY
SUMMARY OF FUELS \$ PURCHASED
1/1/2021 THROUGH 3/31/2022

Spots		Accrual Mo Data									Total Sum of AccrVol	Total Sum of AccrRate	Total Sum of AccrTotal
		1/1/2022			2/1/2022			3/1/2022					
Qtrly_Contracts	Spot TE TR	Sum of AccrVol	Sum of AccrRate	Sum of AccrTotal	Sum of AccrVol	Sum of AccrRate	Sum of AccrTotal	Sum of AccrVol	Sum of AccrRate	Sum of AccrTotal			
TE/TR 3220	TE				36,681	\$5.09	\$186,522.89				350,531	\$27.27	\$1,455,867.80
	TR										131,854	\$13.48	\$659,162.33
TE/TR 3220 Total					36,681	\$5.09	\$186,522.89				482,385	\$40.74	\$2,115,030.13
TE/TR 5004	TE	53,250	\$14.52	\$773,190.00							53,250	\$14.52	\$773,190.00
	TR	64,350	\$15.15	\$974,580.75							64,350	\$15.15	\$974,580.75
TE/TR 5004 Total		117,600	\$29.67	\$1,747,770.75							117,600	\$29.67	\$1,747,770.75
TE/TR 5006	TE										103,750	\$9.52	\$244,997.11
	TR										32,000	\$2.81	\$89,760.00
TE/TR 5006 Total											135,750	\$12.32	\$334,757.11
TE/TR 5098	TR	900,000	\$66.14	\$4,057,634.00	295,500	\$32.27	\$1,507,151.05				2,330,001	\$266.19	\$9,450,109.68
TE/TR 5098 Total		900,000	\$66.14	\$4,057,634.00	295,500	\$32.27	\$1,507,151.05				2,330,001	\$266.19	\$9,450,109.68
TE/TR 5101	TE	805,000	\$56.60	\$3,322,343.50	265,000	\$19.78	\$1,243,069.00	200,000	\$15.21	\$1,018,036.50	1,681,096	\$140.69	\$7,156,711.18
	TR				27,976	\$5.53	\$154,707.28				56,976	\$10.18	\$219,227.28
TE/TR 5101 Total		805,000	\$56.60	\$3,322,343.50	292,976	\$25.31	\$1,397,776.28	200,000	\$15.21	\$1,018,036.50	1,738,072	\$150.86	\$7,375,938.46
TE/TR 5109	TR										737,000	\$39.52	\$2,891,768.70
TE/TR 5109 Total											737,000	\$39.52	\$2,891,768.70
TE/TR 6607	TE	1,204,892	\$124.22	\$4,919,454.08	1,151,096	\$97.63	\$5,058,702.33	511,672	\$45.89	\$2,411,436.75	7,686,461	\$660.40	\$28,788,520.80
	TR	612,844	\$93.68	\$2,863,876.08	790,358	\$96.25	\$4,090,097.58	301,523	\$33.13	\$1,481,931.33	2,138,681	\$303.91	\$10,180,533.40
TE/TR 6607 Total		1,817,736	\$217.90	\$7,783,330.16	1,941,454	\$193.89	\$9,148,799.91	813,195	\$79.02	\$3,893,368.08	9,825,142	\$964.31	\$38,969,054.20
TE/TR 8349	TE										1,267,500	\$93.16	\$4,478,535.75
	TR	100,000	\$31.20	\$1,678,877.50							100,000	\$31.20	\$1,678,877.50
TE/TR 8349 Total		100,000	\$31.20	\$1,678,877.50							1,367,500	\$124.36	\$6,157,413.25
TE/TR 4799	TE	160,000	\$24.14	\$482,880.00	48,000	\$9.05	\$144,864.00				208,000	\$33.20	\$627,744.00
	TR	170,000	\$30.18	\$513,060.00	20,000	\$3.02	\$60,360.00				192,000	\$39.23	\$579,456.00
TE/TR 4799 Total		330,000	\$54.32	\$995,940.00	68,000	\$12.07	\$205,224.00				400,000	\$72.43	\$1,207,200.00
Grand Total		4,070,336	\$455.83	\$19,585,895.91	2,634,611	\$268.62	\$12,445,474.13	1,013,195	\$94.23	\$4,911,404.58	17,133,450	\$1,700.39	\$70,249,042.28

Section 2 – Copies of Federal Tariffs

Listed below are web page links containing interstate pipeline company tariffs filed with the Federal Energy Regulatory Commission (“FERC”). FERC Order No. 714 eliminated rate schedule “sheet numbers”. Rates are now listed by contract, in the “Currently Effective Rates” section of each tariff. Please refer to Section 3 of this filing for a listing of all contracts.

TEXAS EASTERN TRANSMISSION, L.P.

- <http://link.enbridge.com>
Informational Postings→Texas Eastern→Tariff→Currently Effective Rates

TRANSCONTINENTAL GAS PIPE LINE COMPANY, LLC

- <http://www.1line.williams.com>
Info Postings→Tariff→Currently Effective Rates

EASTERN GAS TRANSMISSION AND STORAGE, INC.

- <http://dekaflow.dominionenergy.com/>
Eastern Gas Transmission and Storage, Inc. Informational Postings→Tariff→Currently Effective Rates

EASTERN SHORE NATURAL GAS COMPANY

- <http://www.gasnom.com/ip/eshore/>
Tariff→Currently Effective Rates

ADELPHIA GATEWAY, LLC

- <http://www.gasnom.com/ip/adelphia>
Tariff→Currently Effective Rates

PECO ENERGY COMPANY

GAS SUPPLY & TRANSPORTATION

ABSTRACT OF NATURAL GAS CONTRACTS

AS OF

April 29, 2022

This document contains information for the use of Gas Operations' personnel only. It is important to note that this is a brief summary of the terms and conditions of PECO Gas contracts. The pipeline tariffs and contract files should be referenced for complete information.

Table of Contents

Transco Gas Supply Contract #6607.....	4
Transco Gas Supply Contract #5101.....	5
Transco Gas Supply Contract #5101.....	6
Transco Gas Supply Contract #6607.....	7
Transco Gas Supply Contract #8349.....	8
Transco Gas Supply Contract #5006.....	9
Transco Gas Supply Contract #5098.....	10
Transco Gas Supply Contract #5098.....	11
Transco Gas Supply Contract #4217.....	12
Transco Gas Supply Contract #5101.....	13
Transco Gas Supply Contract #5101.....	14
Transco Transportation FT	15
Transco Zone 6 FT Leidy East	16
Transco FT Trenton Woodbury	17
Transco Firm Transportation -FT	18
Transco Firm Transportation -FT #3693	19
Transco GSS Storage Service #100884.....	20
Transco WS Storage Service #1033189	21
Transco S-2 Storage Service #100885	22
Texas Eastern Gas Supply Contract #6607	23
Texas Eastern Gas Supply Contract #5101	24
Texas Eastern Gas Supply Contract #6607	25
Texas Eastern Gas Supply Contract #3221	26
Texas Eastern Gas Supply Contract #3220	27
Texas Eastern Gas Supply Contract #5101	28
Texas Eastern Gas Supply Contract #5101	29
Texas Eastern Gas Supply Contract #3221	30
Texas Eastern Gas Supply Contract #5006	31
Texas Eastern Gas Supply Contract #6607	32
Texas Eastern Gas Supply Contract #5006	33
Texas Eastern Gas Supply Contract #5006	34
Texas Eastern Gas Supply Contract #5006	35
Texas Eastern Gas Supply Contract #6607	36
Texas Eastern FT-1 (Firm Transportation Service) #800231.....	37
Texas Eastern CDS - Comprehensive Delivery Service #800407	38
Texas Eastern FTS-2 Firm Transportation #330614	39
Texas Eastern FTS-7 Firm Transportation Service #33178	40
Texas Eastern FTS-8 Firm Transportation Service #33187	41
Texas Eastern FT-1 FLEX #800503	42
Texas Eastern FT-1 #800523.....	43
Texas Eastern Transportation FT #910510	44
Texas Eastern FT-1 (Firm Transportation Service)	45
Texas Eastern SS-1 Storage Service #400120	46
Eastern Gas Transmission (EGT) GSS Storage Service #600032	47

Eastern Gas Transmission (EGT) Storage Service #300223	48
Eastern Gas Transmission (EGT) FT (Firm Transportation Service) #094631	49
Eastern Shore FT-1 #010044 and #010051.....	50
UGI XD Firm.....	51
Adelphia # FTS-PEC-0020 (Firm Transportation Service).....	52

**PECO Natural Gas Contract Information
Gas Supply Contract**

Name & Type of Service:	Transco Gas Supply Contract #6607
Delivering Pipeline & Contract No.:	Transco
Associated Transportation Contract:	Transco FT Contract #3693
Contract Term:	7 Months
Initial Contract Date:	4/01/21
Contract Expiration Date:	10/31/21
Quality of Service:	Firm
Availability:	Apr - Oct
Daily Maximum:	16,000 Dth
Factor:	214 Days
Yearly Maximum:	3,424,000 Dth
Fuel (%):	See Transco FT Service
Minimum Take Level:	N/A
Nomination/Scheduling Requirements:	Refer to Transco Tariff
Other Terms & Conditions:	N/A
Most Recent Negotiation:	N/A

**PECO Natural Gas Contract Information
Gas Supply Contract**

Name & Type of Service:	Transco Gas Supply Contract #5101
Delivering Pipeline & Contract No.:	Transco
Associated Transportation Contract:	Transco FT Contract #3693
Contract Term:	1 Month
Initial Contract Date:	7/01/21
Contract Expiration Date:	7/31/21
Quality of Service:	Firm
Availability:	July
Daily Maximum:	9,000 Dth
Factor:	31 Days
Yearly Maximum:	9,000 Dth
Fuel (%):	See Transco FT Service
Minimum Take Level:	N/A
Nomination/Scheduling Requirements:	Refer to Transco Tariff
Other Terms & Conditions:	N/A
Most Recent Negotiation:	N/A

**PECO Natural Gas Contract Information
Gas Supply Contract**

Name & Type of Service:	Transco Gas Supply Contract #5101
Delivering Pipeline & Contract No.:	Transco
Associated Transportation Contract:	Transco FT Contract #3693
Contract Term:	7 Months
Initial Contract Date:	4/01/21
Contract Expiration Date:	10/31/21
Quality of Service:	Firm
Availability:	Apr - Oct
Daily Maximum:	30,000 Dth
Factor:	214 Days
Yearly Maximum:	6,420,000 Dth
Fuel (%):	See Transco FT Service
Minimum Take Level:	N/A
Nomination/Scheduling Requirements:	Refer to Transco Tariff
Other Terms & Conditions:	N/A
Most Recent Negotiation:	N/A

**PECO Natural Gas Contract Information
Gas Supply Contract**

Name & Type of Service:	Transco Gas Supply Contract #6607
Delivering Pipeline & Contract No.:	Transco
Associated Transportation Contract:	Transco FT Contract #3693
Contract Term:	5 Months
Initial Contract Date:	11/01/21
Contract Expiration Date:	3/31/22
Quality of Service:	Firm
Availability:	Nov - Mar
Daily Maximum:	35,000 Dth
Factor:	151 Days
Yearly Maximum:	5,285,000 Dth
Fuel (%):	See Transco FT Service
Minimum Take Level:	N/A
Nomination/Scheduling Requirements:	Refer to Transco Tariff
Other Terms & Conditions:	N/A
Most Recent Negotiation:	N/A

**PECO Natural Gas Contract Information
Gas Supply Contract**

Name & Type of Service:	Transco Gas Supply Contract #8349
Delivering Pipeline & Contract No.:	Transco
Associated Transportation Contract:	Transco FT Contract #3693
Contract Term:	5 Months
Initial Contract Date:	11/01/21
Contract Expiration Date:	3/31/22
Quality of Service:	Firm
Availability:	Nov - Mar
Daily Maximum:	6,000 Dth
Factor:	151 Days
Yearly Maximum:	906,000 Dth
Fuel (%):	See Transco FT Service
Minimum Take Level:	N/A
Nomination/Scheduling Requirements:	Refer to Transco Tariff
Other Terms & Conditions:	N/A
Most Recent Negotiation:	N/A

**PECO Natural Gas Contract Information
Gas Supply Contract**

Name & Type of Service:	Transco Gas Supply Contract #5006
Delivering Pipeline & Contract No.:	Transco
Associated Transportation Contract:	Transco FT Contract #3693
Contract Term:	5 Months
Initial Contract Date:	11/01/21
Contract Expiration Date:	3/31/22
Quality of Service:	Firm
Availability:	Nov - Mar
Daily Maximum:	6,000 Dth
Factor:	151 Days
Yearly Maximum:	906,000 Dth
Fuel (%):	See Transco FT Service
Minimum Take Level:	N/A
Nomination/Scheduling Requirements:	Refer to Transco Tariff
Other Terms & Conditions:	N/A
Most Recent Negotiation:	N/A

**PECO Natural Gas Contract Information
Gas Supply Contract**

Name & Type of Service:	Transco Gas Supply Contract #5098
Delivering Pipeline & Contract No.:	Transco
Associated Transportation Contract:	Transco FT Contract #3693
Contract Term:	5 Months
Initial Contract Date:	11/01/21
Contract Expiration Date:	3/31/22
Quality of Service:	Firm
Availability:	Nov - Mar
Daily Maximum:	6,000 Dth
Factor:	151 Days
Yearly Maximum:	906,000 Dth
Fuel (%):	See Transco FT Service
Minimum Take Level:	N/A
Nomination/Scheduling Requirements:	Refer to Transco Tariff
Other Terms & Conditions:	N/A
Most Recent Negotiation:	N/A

**PECO Natural Gas Contract Information
Gas Supply Contract**

Name & Type of Service:	Transco Gas Supply Contract #5098
Delivering Pipeline & Contract No.:	Transco
Associated Transportation Contract:	Transco FT Contract #3693
Contract Term:	5 Months
Initial Contract Date:	11/01/21
Contract Expiration Date:	3/31/22
Quality of Service:	Firm
Availability:	Nov - Mar
Daily Maximum:	40,000 Dth
Factor:	151 Days
Yearly Maximum:	6,040,000 Dth
Fuel (%):	See Transco FT Service
Minimum Take Level:	N/A
Nomination/Scheduling Requirements:	Refer to Transco Tariff
Other Terms & Conditions:	N/A
Most Recent Negotiation:	N/A

**PECO Natural Gas Contract Information
Gas Supply Contract**

Name & Type of Service:	Transco Gas Supply Contract #4217
Delivering Pipeline & Contract No.:	Transco
Associated Transportation Contract:	Transco FT Contract #1044182
Contract Term:	5 Months
Initial Contract Date:	11/01/21
Contract Expiration Date:	3/31/22
Quality of Service:	Firm
Availability:	Nov - Mar
Daily Maximum:	20,000 Dth
Factor:	214 Days
Yearly Maximum:	4,280,000 Dth
Fuel (%):	See Transco FT Service
Minimum Take Level:	N/A
Nomination/Scheduling Requirements:	Refer to Transco Tariff
Other Terms & Conditions:	N/A
Most Recent Negotiation:	N/A

**PECO Natural Gas Contract Information
Gas Supply Contract**

Name & Type of Service:	Transco Gas Supply Contract #5101
Delivering Pipeline & Contract No.:	Transco
Associated Transportation Contract:	Transco FT Contract #3693
Contract Term:	1 Month
Initial Contract Date:	7/01/21
Contract Expiration Date:	7/31/21
Quality of Service:	Firm
Availability:	July
Daily Maximum:	9,000 Dth
Factor:	31 Days
Yearly Maximum:	279,000 Dth
Fuel (%):	See Transco FT Service
Minimum Take Level:	N/A
Nomination/Scheduling Requirements:	Refer to Transco Tariff
Other Terms & Conditions:	N/A
Most Recent Negotiation:	N/A

**PECO Natural Gas Contra Information
Gas Supply Contract**

Name & Type of Service:	Transco Gas Supply Contract #5101
Delivering Pipeline & Contract No.:	Transco
Associated Transportation Contract:	Transco FT Contract #1044182
Contract Term:	1 Month
Initial Contract Date:	4/01/21
Contract Expiration Date:	4/30/21
Quality of Service:	Firm
Availability:	Apr
Daily Maximum:	20,000 Dth
Factor:	30 Days
Yearly Maximum:	600,000 Dth
Fuel (%):	See Transco FT Service
Minimum Take Level:	N/A
Nomination/Scheduling Requirements:	Refer to Transco Tariff
Other Terms & Conditions:	N/A
Most Recent Negotiation:	N/A

**PECO Natural Gas Contract Information
Transportation Contract**

Name & Type of Service:	Transco Transportation FT
Delivering Pipeline & Contract No.:	Transco Contract # 9089628 - Sentinel
Associated Contract:	Transco FT
Contract Term:	20 Years
Initial Contract Date:	11/01/09
Contract Expiration Date:	10/31/29
Quality of Service:	Firm
Availability:	Year Round
Daily Maximum:	25,000 Dth
Factor:	365 Days
Yearly Maximum:	9,125,000 Dth
Fuel (%):	Refer to Transco Tariff
Nomination/Scheduling Requirements:	Refer to Transco Tariff
Other Terms & Conditions:	N/A
Most Recent Negotiation:	11/2009

**PECO Natural Gas Contract Information
Transportation Contract**

Name & Type of Service:	Transco Zone 6 FT Leidy East
Delivering Pipeline & Contract No.:	Transco #1044182
Contract Term:	10 Years
Initial Contract Date:	6/01/01
Contract Expiration Date:	10/31/24
Quality of Service:	Firm
Availability:	Year Round
Daily Maximum:	30,000 Dth
Factor:	365 days
Yearly Maximum:	10,950,000 Dth
Fuel (%):	Refer to Transco Tariff
Nomination/Scheduling Requirements:	Refer to Transco Tariff
Other Terms & Conditions:	N/A
Most Recent Negotiation:	10/22/17 PECO exercised its option to extend the contract for five years.

**PECO Natural Gas Contract Information
Transportation Contract**

Name & Type of Service:	Transco FT Trenton Woodbury
Delivering Pipeline & Contract No.:	Transco Contract
Associated Contract:	None
Contract Term:	10 Years
Initial Contract Date:	11/1/02
Contract Expiration Date:	10/31/24
Quality of Service:	Firm
Availability:	Year Round
Daily Maximum:	30,000 Dth
Factor:	365 days
Yearly Maximum:	10,950,000 Dth
Fuel (%):	Refer to Transco Tariff
Nomination/Scheduling Requirements:	Refer to Transco Tariff
Most Recent Negotiation:	10/22/17 PECO exercised its option to extend the contract for five years.

**PECO Natural Gas Contract Information
Transportation Contract**

Name & Type of Service:	Transco Firm Transportation -FT
Delivering Pipeline & Contract No.:	Transco Contract #5000
Associated Contract:	Transco Gas Supply Contracts, WSS, (30-day supplies)
Contract Term:	15 Years
Initial Contract Date:	2/1/72
Contract Expiration Date:	7/31/25 - Evergreen is automatic renewal yearly unless termination notice is given 3 years prior to expiration date.
Quality of Service:	Firm
Availability:	Dec - Feb
Daily Maximum:	4,554 Dth (Dec-Feb)
Factor:	90 Days
Yearly Maximum:	409,860 Dth
Fuel (%):	Refer to Transco Tariff
Nomination/Scheduling Requirements:	Refer to Transco Tariff
Operating Restrictions:	Telescoping capacity limits exist in Transco's production area.

**PECO Natural Gas Contract Information
Transportation Contract**

Name & Type of Service:	Transco Firm Transportation -FT #3693
Delivering Pipeline & Contract No.:	Transco Contract #3693
Associated Contract:	Transco Gas Supply Contracts, (WSS, 30-day supplies)
Contract Term:	15 Years
Initial Contract Date:	2/01/72
Contract Expiration Date:	3/31/26 – Evergreen is automatic renewal yearly unless termination notice is given 3 years prior to expiration date.
Quality of Service:	Firm
Availability:	Year Round
Daily Maximum:	154,278 Dth
Factor:	365 Days
Yearly Maximum:	56,311,470 Dth
Fuel (%):	Refer to Transco Tariff
Nomination/Scheduling Requirements:	Refer to Transco Tariff
Operating Restriction:	Telescoping capacity limits exist in Transco's production area.

**PECO Natural Gas Contract Information
Underground Storage Contract**

Name & Type of Service:	Transco GSS Storage Service #100884	
Delivering Pipeline & Contract No.:	Transco	
Contract Term:	10 Years	
Initial Contract Date:	4/1/72	
Contract Expiration Date:	3/31/26	
Quality of Service:	Firm (Bundled)	
Availability (Withdrawal):	Year Round	
Daily Maximum Withdrawal:	<u>% Of Storage Inventory</u>	<u>Maximum Withdrawal Quantity</u>
	100% - 35%	54,508 Dth
	35 - 20%	53,963 Dth
	20 - 7%	40,336 Dth
	< 7%	29,980 Dth
Injection Period:	Year Round	
Daily Maximum Injection:	14,818 Dth (below 50% inventory) 12,463 Dth (above 50% inventory)	
Maximum Storage Quantity:	2,667,190 Dth	
Fuel (%):	Refer to Transco Tariff	
Nomination/Scheduling Requirements:	Refer to Transco Tariff	
Operating Restrictions:	N/A	
Most Recent Negotiation	In July 2012 PECO agreed to a 10 year contract extension.	
Other Terms & Conditions:	During the period from October 1 through April 30, excess GSS deliveries may be available if delivery can be made without adverse effect on Transco's operations.	

**PECO Natural Gas Contract Information
Underground Storage Contract**

Name & Type of Service:	Transco WS Storage Service #1033189	
Delivering Pipeline & Contract No.:	Transco	
Associated Transportation Contract:	Transco FT Contract #3693	
Contract Term:	20 Years	
Initial Contract Date:	8/1/91	
Contract Expiration Date:	3/31/24 - Evergreen is automatic renewal yearly unless termination notice is given 1 year prior to expiration date.	
Quality of Service:	Firm (Unbundled)	
Availability (Withdrawal):	Year Round	
Daily Maximum Withdrawal:	<u>% Of Storage Inventory</u>	<u>Maximum Withdrawal Quantity</u>
	80%	38,816 Dth
	80%	34,788 Dth
	60%	31,517 Dth
	40%	26,339 Dth
	20%	21,315 Dth
Injection Period:	Year Round	
Daily Maximum Injection:	20,466 Dth if balance < 50% full 17,231 Dth if balance > 50% full	
Maximum Storage Quantity:	3,687,492 Dth	
Fuel (%):	Refer to Transco Tariff	
Nomination/Scheduling Requirements:	Refer to Transco Tariff	
Operating Restrictions:	N/A	
Other Terms & Conditions:	N/A	

**PECO Natural Gas Contract Information
Underground Storage Contract**

Name & Type of Service: **Transco S-2 Storage Service #100885**

Delivering Pipeline & Contract No.: Transco #100885

Contract Term: 20 Years

Initial Contract Date: 12/23/53

Contract Expiration Date: 04/16/24 - Evergreen is automatic renewal yearly unless termination notice is given 12 months prior to expiration date.

Quality of Service: Firm (Bundled)

Availability (Withdrawal): November 16 - April 15

Daily Maximum Withdrawal:

<u>Withdrawal Period</u>	<u>Maximum Withdrawal Quantity</u>
11/16-2/15	31,142 Dth
2/17-3/31	30,559 Dth to 5,833 Dth
4/01-4/15	5,832 Dth

<u>Period</u>	<u>Minimum Storage Inventory</u>
11/16-2/15	730,816 Dth
11/16-3/15	215,735 Dth
11/16-4/15	52,369 Dth

Injection Period: April 16-November 15

Daily Maximum Injection: 23,692 Dth

Maximum Storage Quantity: 2,799,327 Dth

Fuel (%): Refer to Transco Tariff

Nomination/Scheduling Requirements: Refer to Transco Tariff

Operating Restrictions: N/A

Other Terms & Conditions: N/A

**PECO Natural Gas Contract Information
Gas Supply Contract**

Name & Type of Service:	Texas Eastern Gas Supply Contract #6607
Delivering Pipeline & Contract No.:	Texas Eastern
Associated Transportation Contract(s):	Texas Eastern Transmission FT-1 #800231 Texas Eastern Transmission CDS #800407 Texas Eastern Transmission FT #910510
Contract Term:	5 Months
Initial Contract Date:	11/01/21
Contract Expiration Date:	3/31/22
Quality of Service:	Firm
Availability:	Nov - Mar
Daily Maximum:	20,000 Dth
Factor:	151 Days
Yearly Maximum:	3,020,000 Dth
Fuel (%):	Refer to TETCO's Tariff
Minimum Take Level:	N/A
Nomination/Scheduling Requirements:	Refer to TETCO Tariff
Other Terms & Conditions:	N/A
Most Recent Negotiation:	N/A

**PECO Natural Gas Contract Information
Gas Supply Contract**

Name & Type of Service:	Texas Eastern Gas Supply Contract #5101
Delivering Pipeline & Contract No.:	Texas Eastern
Associated Transportation Contract(s):	Texas Eastern Transmission FT-1 #800231 Texas Eastern Transmission CDS #800407 Texas Eastern Transmission FT #910510
Contract Term:	5 Months
Initial Contract Date:	11/01/21
Contract Expiration Date:	3/31/22
Quality of Service:	Firm
Availability:	Nov - Mar
Daily Maximum:	20,000 Dth
Factor:	151 Days
Yearly Maximum:	3,020,000 Dth
Fuel (%):	Refer to TETCO Tariff
Minimum Take Level:	N/A
Nomination/Scheduling Requirements:	Refer to TETCO Tariff
Other Terms & Conditions:	N/A
Most Recent Negotiation:	N/A

**PECO Natural Gas Contract Information
Gas Supply Contract**

Name & Type of Service:	Texas Eastern Gas Supply Contract #6607
Delivering Pipeline & Contract No.:	Texas Eastern
Associated Transportation Contract(s):	Texas Eastern Transmission FT-1 #800231 Texas Eastern Transmission CDS #800407 Texas Eastern Transmission FT #910510
Contract Term:	7 Months
Initial Contract Date:	4/01/21
Contract Expiration Date:	10/31/21
Quality of Service:	Firm
Availability:	Apr - Oct
Daily Maximum:	2,800 Dth
Factor:	214 Days
Yearly Maximum:	599,200 Dth
Fuel (%):	Refer to TETCO Tariff
Minimum Take Level:	N/A
Nomination/Scheduling Requirements:	Refer to TETCO Tariff
Other Terms & Conditions:	N/A
Most Recent Negotiation:	N/A

**PECO Natural Gas Contract Information
Gas Supply Contract**

Name & Type of Service:	Texas Eastern Gas Supply Contract #3221
Delivering Pipeline & Contract No.:	Texas Eastern
Associated Transportation Contract:	Texas Eastern Transmission FTS-2 #330614
Contract Term:	7 Months
Initial Contract Date:	4/01/21
Contract Expiration Date:	10/31/21
Quality of Service:	Firm
Availability:	Year Round
Daily Maximum:	7,885 Dth (Apr - Oct)
Factor:	214 Days
Yearly Maximum:	1,687,390 Dth (Apr – Oct)
Fuel (%):	Refer to TETCO Tariff
Minimum Take Level:	N/A
Nomination/Scheduling Requirements:	Refer to TETCO Tariff
Other Terms & Conditions:	N/A
Most Recent Negotiation:	N/A

**PECO Natural Gas Contract Information
Gas Supply Contract**

Name & Type of Service:	Texas Eastern Gas Supply Contract #3220
Delivering Pipeline & Contract No.:	Texas Eastern
Associated Transportation Contract(s):	Texas Eastern Transmission FT-1 #800231 Texas Eastern Transmission CDS #800407 Texas Eastern Transmission FT #910510
Contract Term:	7 Months
Initial Contract Date:	4/01/21
Contract Expiration Date:	10/31/21
Quality of Service:	Firm
Availability:	Apr - Oct
Daily Maximum:	40,000 Dth (Apr-Oct)
Factor:	214 Days
Yearly Maximum:	8,560,000 Dth (Apr-Oct)
Fuel (%):	Refer to TETCO Tariff
Minimum Take Level:	Zero
Nomination/Scheduling Requirements:	Refer to TETCO Tariff
Other Terms & Conditions:	N/A
Most Recent Negotiation:	N/A

**PECO Natural Gas Contract Information
Gas Supply Contract**

Name & Type of Service:	Texas Eastern Gas Supply Contract #5101
Delivering Pipeline & Contract No.:	Texas Eastern
Associated Transportation Contract(s):	Texas Eastern Transmission FT-1 #800231 Texas Eastern Transmission CDS #800407 Texas Eastern Transmission FT #910510
Contract Term:	7 Months
Initial Contract Date:	4/01/21
Contract Expiration Date:	10/31/21
Quality of Service:	Firm
Availability:	Apr - Oct
Daily Maximum:	2,800
Factor:	214 Days
Yearly Maximum:	599,200 Dth
Fuel (%):	See Texas Eastern FT Service
Minimum Take Level:	Monthly-Nominated Volume
Nomination/Scheduling Requirements:	Refer to TETCO Tariff
Other Terms & Conditions:	N/A
Most Recent Negotiation:	N/A

**PECO Natural Gas Contract Information
Gas Supply Contract**

Name & Type of Service:	Texas Eastern Gas Supply Contract #5101
Delivering Pipeline & Contract No.:	Texas Eastern
Associated Transportation Contract(s):	Texas Eastern Transmission FT-1 #800231
Contract Term:	5 Months
Initial Contract Date:	11/01/21
Contract Expiration Date:	3/31/22
Quality of Service:	Firm
Availability:	Nov - Mar
Daily Maximum:	35,000
Factor:	151 Days
Yearly Maximum:	5,285,000 Dth
Fuel (%):	See Texas Eastern FT Service
Minimum Take Level:	Monthly-Nominated Volume
Nomination/Scheduling Requirements:	Refer to TETCO Tariff
Other Terms & Conditions:	N/A
Most Recent Negotiation:	N/A

**PECO Natural Gas Contract Information
Gas Supply Contract**

Name & Type of Service:	Texas Eastern Gas Supply Contract #3221
Delivering Pipeline & Contract No.:	Texas Eastern
Associated Transportation Contract:	Texas Eastern FTS-2-#330614
Contract Term:	7 Months
Initial Contract Date:	4/01/21
Contract Expiration Date:	10/31/21
Quality of Service:	Firm
Availability:	Apr - Oct
Daily Maximum:	2,800 Dth
Factor:	214 Days
Yearly Maximum:	599,200 Dth
Fuel (%):	Refer to TETCO Tariff
Minimum Take Level:	Monthly-Nominated Volume
Nomination/Scheduling Requirements:	Refer to TETCO Tariff
Other Terms & Conditions:	N/A

**PECO Natural Gas Contract Information
Gas Supply Contract**

Name & Type of Service:	Texas Eastern Gas Supply Contract #5006
Delivering Pipeline & Contract No.:	Texas Eastern
Associated Transportation Contract:	Texas Eastern Transmission FT-1 #800231 Texas Eastern Transmission CDS #800407 Texas Eastern Transmission FT #910510
Contract Term:	7 Months
Initial Contract Date:	4/01/21
Contract Expiration Date:	10/31/21
Quality of Service:	Firm
Availability:	Apr - Oct
Daily Maximum:	2,800 Dth
Factor:	214 Days
Yearly Maximum:	599,200 Dth
Fuel (%):	Refer to TETCO Tariff
Minimum Take Level:	Monthly-Nominated Volume
Nomination/Scheduling Requirements:	Refer to TETCO Tariff
Other Terms & Conditions:	N/A
Most Recent Negotiation:	N/A

**PECO Natural Gas Contract Information
Gas Supply Contract**

Name & Type of Service:	Texas Eastern Gas Supply Contract #6607
Delivering Pipeline & Contract No.:	Texas Eastern
Associated Transportation Contract:	Texas Eastern FT- #330614
Contract Term:	5 Months
Initial Contract Date:	11/01/21
Contract Expiration Date:	3/31/22
Quality of Service:	Firm
Availability:	Nov - Mar
Daily Maximum:	13,486 Dth
Factor:	151 Days
Yearly Maximum:	2,036,386 Dth
Fuel (%):	Refer to TETCO Tariff
Minimum Take Level:	Monthly-Nominated Volume
Nomination/Scheduling Requirements:	Refer to TETCO Tariff
Other Terms & Conditions:	N/A
Most Recent Negotiation:	N/A

**PECO Natural Gas Contract Information
Gas Supply Contract**

Name & Type of Service:	Texas Eastern Gas Supply Contract #5006
Delivering Pipeline & Contract No.:	Texas Eastern #PECO Gate
Associated Transportation Contract(s):	Texas Eastern Transmission
Contract Term:	5 Months
Initial Contract Date:	11/01/21
Contract Expiration Date:	3/31/22
Quality of Service:	Firm
Availability:	Nov - Mar
Daily Maximum:	6,000 Dth
Factor:	151 Days
Yearly Maximum:	906,000 Dth
Fuel (%):	Refer to TETCO Tariff
Minimum Take Level:	N/A
Nomination/Scheduling Requirements:	Refer to TETCO Tariff
Other Terms & Conditions:	N/A
Most Recent Negotiation:	N/A

**PECO Natural Gas Contract Information
Gas Supply Contract**

Name & Type of Service:	Texas Eastern Gas Supply Contract #5006
Delivering Pipeline & Contract No.:	Texas Eastern
Associated Transportation Contract(s):	Texas Eastern Transmission #PECO Gate
Contract Term:	5 Months
Initial Contract Date:	11/01/21
Contract Expiration Date:	3/31/22
Quality of Service:	Firm
Availability:	Nov - Mar
Daily Maximum:	6,000 Dth
Factor:	151 Days
Yearly Maximum:	906,000 Dth
Fuel (%):	Refer to TETCO Tariff
Minimum Take Level:	N/A
Nomination/Scheduling Requirements:	Refer to TETCO Tariff
Other Terms & Conditions:	N/A
Most Recent Negotiation:	N/A

**PECO Natural Gas Contract Information
Gas Supply Contract**

Name & Type of Service:	Texas Eastern Gas Supply Contract #5006
Delivering Pipeline & Contract No.:	Texas Eastern
Associated Transportation Contract(s):	Texas Eastern Transmission #PECO Gate
Contract Term:	5 Months
Initial Contract Date:	11/01/21
Contract Expiration Date:	3/31/22
Quality of Service:	Firm
Availability:	Nov - Mar
Daily Maximum:	6,000 Dth
Factor:	151 Days
Yearly Maximum:	906,000 Dth
Fuel (%):	Refer to TETCO Tariff
Minimum Take Level:	N/A
Nomination/Scheduling Requirements:	Refer to TETCO Tariff
Other Terms & Conditions:	N/A
Most Recent Negotiation:	N/A

**PECO Natural Gas Contract Information
Gas Supply Contract**

Name & Type of Service:	Texas Eastern Gas Supply Contract #6607
Delivering Pipeline & Contract No.:	Texas Eastern
Associated Transportation Contract(s):	Texas Eastern Transmission FT-1 #800503
Contract Term:	5 Months
Initial Contract Date:	11/01/21
Contract Expiration Date:	3/31/22
Quality of Service:	Firm
Availability:	Nov - Mar
Daily Maximum:	29,210 Dth
Factor:	151 Days
Yearly Maximum:	4,410,710 Dth
Fuel (%):	Refer to TETCO Tariff
Minimum Take Level:	N/A
Nomination/Scheduling Requirements:	Refer to TETCO Tariff
Other Terms & Conditions:	N/A
Most Recent Negotiation:	N/A

**PECO Natural Gas Contract Information
Transportation Contract**

Name & Type of Service:	Texas Eastern FT-1 (Firm Transportation Service) #800231
Delivering Pipeline & Contract No.:	Texas Eastern #800231
Associated Contract:	Texas Eastern Gas Supply Contracts
Contract Term:	21 Years
Initial Contract Date:	6/1/93
Contract Expiration Date:	10/31/24 - Evergreen is automatic renewal yearly unless termination notice is given 2 years prior to expiration date.
Quality of Service:	Firm
Availability:	Year Round
Daily Maximum:	35,000 Dth
Factor:	365 Days
Yearly Maximum:	12,775,000 Dth
Fuel (%):	Refer to TETCO Tariff
Nomination/Scheduling Requirements:	Refer to TETCO Tariff
Other Terms & Conditions:	N/A

**PECO Natural Gas Contract Information
Transportation Contract**

Name & Type of Service: **Texas Eastern CDS - Comprehensive Delivery Service #800407**

Delivering Pipeline & Contract No.: Texas Eastern #800407

Associated Contract: Texas Eastern Gas Supply Contracts

Contract Term: 6 Years

Initial Contract Date: 6/1/93

Contract Expiration Date: 10/31/24 - Evergreen is automatic renewal yearly unless termination notice is given 2 years prior to the expiration date.

Quality of Service: Firm

Availability: Year Round

Daily Maximum: 49,286 Dth

Factor: 365 Days

Yearly Maximum: 17,989,390 Dth

Fuel (%): Refer to TETCO Tariff

Nomination/Scheduling Requirements: Refer to TETCO Tariff

Operating Restrictions: Scheduling of gas in the access area should not exceed the Operational Segment Capacity Entitlements.

Other Terms & Conditions: CDS is a “no-notice” service, which enables PECO to: 1) Increase or decrease deliveries out of Texas Eastern’s system without matching changes to receipts into Texas Eastern for up to two business days; and 2) Schedule pre-injection into Texas Eastern’s system without matching changes to deliveries out of Texas Eastern for up to two business days. PECO must notify Texas Eastern with a LINK nomination of its intention to take the above steps. Within two business days of the commencement of “no-notice” service, scheduled receipts and scheduled deliveries must be made equal and an imbalance correction must be scheduled.

**PECO Energy Natural Gas Contract Information
Transportation Contract**

Name & Type of Service:	Texas Eastern FTS-2 Firm Transportation #330614
Delivering Pipeline & Contract No.:	Texas Eastern #330614
Associated Contract:	N/A
Contract Term:	10 Years
Initial Contract Date:	6/1/93
Contract Expiration Date:	3/31/24 - Evergreen is automatic renewal yearly unless termination notice is given 1 year prior to expiration date.
Quality of Service:	Firm
Availability:	Year Round
Daily Maximum:	13,486 Dth
Factor:	365 Days
Yearly Maximum:	4,922,390 Dth
Fuel (%):	None
Nomination/Scheduling Requirements:	Refer to TETCO Tariff
Operating Restrictions:	N/A
Other Terms & Conditions:	N/A

**PECO Natural Gas Contract Information
Transportation Contract**

Name & Type of Service:	Texas Eastern FTS-7 Firm Transportation Service #33178
Delivering Pipeline & Contract No.:	Texas Eastern #331718
Associated Contract:	Dominion GSS (delivery of storage withdrawals)
Contract Term:	21 Years
Initial Contract Date:	11/1/94
Contract Expiration Date:	4/15/25 - Evergreen is automatic renewal yearly unless termination notice is given 2 years prior to expiration date.
Quality of Service:	Firm
Availability:	Year Round
Daily Maximum:	24,170 Dth
Factor:	365 Days
Yearly Maximum:	8,822,050 Dth
Fuel (%):	2% Reduction
Nomination/Scheduling Requirements:	Refer to TETCO Tariff
Operating Restrictions:	N/A
Other Terms & Conditions:	N/A

**PECO Natural Gas Contract Information
Transportation Contract**

Name & Type of Service:	Texas Eastern FTS-8 Firm Transportation Service #33187
Delivering Pipeline & Contract No.:	Texas Eastern #331817
Associated Contract:	Dominion GSS (delivery of storage withdrawals)
Contract Term:	21 Years
Initial Contract Date:	11/1/94
Contract Expiration Date:	4/15/25 - Evergreen is automatic renewal yearly unless termination notice is given 2 years prior to expiration date.
Quality of Service:	Firm
Availability:	Year Round
Daily Maximum:	9,850 Dth
Factor:	365 Days
Yearly Maximum:	3,595,250 Dth
Fuel (%):	1.5% Reduction
Nomination/Scheduling Requirements:	Refer to TETCO Tariff
Operating Restrictions:	N/A
Other Terms & Conditions:	N/A

**PECO Natural Gas Contract Information
Transportation Contract**

Name & Type of Service:	Texas Eastern FT-1 FLEX #800503
Delivering Pipeline & Contract No.:	Texas Eastern #800503
Associated Contract:	N/A
Contract Term:	20 Years
Initial Contract Date:	11/1/95
Contract Expiration Date:	10/31/27 - Evergreen is automatic renewal yearly unless termination notice is given 5 years prior to expiration date.
Quality of Service:	Firm
Availability:	Year Round
Daily Maximum:	29,210 Dth
Factor:	365 Days
Yearly Maximum:	10,661,650 Dth
Fuel (%):	None
Nomination/Scheduling Requirements:	Refer to TETCO Tariff
Other Terms & Conditions:	N/A

**PECO Natural Gas Contract Information
Transportation Contract**

Name & Type of Service:	Texas Eastern FT-1 #800523
Delivering Pipeline & Contract No.:	Texas Eastern #800523
Contract Term:	20 Years
Initial Contract Date:	11/1/97
Contract Expiration Date:	10/31/27 - Evergreen is automatic renewal yearly unless termination notice is given 5 years prior to expiration date.
Quality of Service:	Firm
Availability:	Year Round
Daily Maximum:	120,000 Dth
Factor:	365
Yearly Maximum:	43,800,000 Dth
Fuel (%):	Refer to TETCO Tariff
Nomination/Scheduling Requirements:	Refer to TETCO Tariff
Other Terms & Conditions:	N/A
Most Recent Negotiation:	N/A

**PECO Natural Gas Contract Information
Transportation Contract**

Name & Type of Service:	Texas Eastern Transportation FT #910510
Delivering Pipeline & Contract No.:	Texas Eastern Contract #910510
Associated Contract:	TETCO FT
Contract Term:	10 Years
Initial Contract Date:	11/1/04
Contract Expiration Date:	10/31/23 - Evergreen is automatic renewal yearly unless termination notice is given 1 year prior to expiration date.
Quality of Service:	Firm
Availability:	Year Round
Daily Maximum:	35,000 Dth
Factor:	365 Days
Yearly Maximum:	12,775,000 Dth
Fuel (%):	Refer to TETCO Tariff
Nomination/Scheduling Requirements:	Refer to TETCO Tariff
Other Terms & Conditions:	N/A
Most Recent Negotiation:	11/2004

**PECO Natural Gas Contract Information
Transportation Contract**

Name & Type of Service:	Texas Eastern FT-1 (Firm Transportation Service)
Delivering Pipeline & Contract No.:	Texas Eastern #911740
Associated Contract:	EGT FT #700116
Contract Term:	2 Years
Initial Contract Date:	5/1/2020
Contract Expiration Date:	05/01/24 - Evergreen is automatic renewal yearly unless termination notice is given 2 years prior to expiration date.
Quality of Service:	Firm
Availability:	Year Round
Daily Maximum:	14,000 Dth
Factor:	365 Days
Yearly Maximum:	5,110,000
Fuel (%):	Refer to TETCO Tariff
Nomination/Scheduling Requirements:	Refer to TETCO Tariff
Most Recent Negotiation:	04/2020
Other Terms & Conditions:	Note: contract transports GSS (B) storage withdrawals from interconnect with EGT FT at Chambersburg PA to PECO CG.

**PECO Natural Gas Contract Information
Underground Storage Contract**

Name & Type of Service: **Texas Eastern SS-1 Storage Service #400120**

Delivering Pipeline & Contract No.: Texas Eastern #400120

Contract Term: 7 Years

Initial Contract Date: 6/1/93 – Re-negotiated 5/27/98

Contract Expiration Date: 4/30/25 – evergreen is automatic renewal yearly unless written termination notice is given 2 years prior to expiration date.

Quality of Service: Firm (Bundled)

Availability (Withdrawal): Year Round

Daily Maximum Withdrawal:

<u>% of Storage Inventory</u>	<u>Maximum Withdrawal Quantity</u>
>30%	78,114 Dth
< 30%	57,760 Dth
< 20%	43,038 Dth
<10%	9,327 Dth

Injection Period: Year Round

Daily Maximum Injection: 28,333 Dth

Maximum Storage Quantity: 5,512,157 Dth

Fuel (%): Refer to TETCO Tariff

Nomination/Scheduling Requirements: Refer to TETCO Tariff

Operating Restrictions: N/A

Other Terms & Conditions: This is a no-notice service which may be designated to “take the swing” on any days when measured delivered quantities are greater than or less than the scheduled quantities. Excess withdrawals from SS-1 may be available on an interruptible basis if delivery can be accomplished without detriment to pipeline’s ability to meet its firm obligations to other customers. Excess injections into SS-1 may be available on an interruptible basis under the same conditions for excess withdrawals.

**PECO Natural Gas Contract Information
Underground Storage Contract**

Name & Type of Service: **Eastern Gas Transmission (EGT) GSS Storage Service #600032**

Delivering Pipeline & Contract No.: Texas Eastern

Associated Contract: Texas Eastern FTS-7 Contract #331718
Texas Eastern FTS-8 Contract #331817

Contract Term: 15 Years

Initial Contract Date: 10/1/93

Contract Expiration Date: 3/31/28 – Evergreen (2 Years notice)

Quality of Service: Firm (Unbundled)

Availability (Withdrawal): Year Round

Daily Maximum Withdrawal:	34,020 Dth	
	<u>Inventory %</u>	<u>W/D Rate</u>
	>35%	34,020 Dth
	<35%	31,302 Dth
	<16 %	23,818 Dth
	<10%	21,436 Dth

Injection Period: Year Round

Daily Maximum Injection: 18,478 Dth

Maximum Storage Quantity: 3,326,029 Dth

Fuel (%): Refer to EGT Tariff

Nomination/Scheduling Requirements: Refer to EGT Tariff

Operating Restrictions: N/A

Other Terms Conditions
EGT GSS storage withdrawals are transported on two Texas Eastern contracts as follows:
24,170 Dth can be transported on FTS-7 Contract #331718
9,850 Dth can be transported on FTS-8 Contract #3318170

**PECO Natural Gas Contract Information
Underground Storage Contract**

Name & Type of Service: **Eastern Gas Transmission (EGT) Storage Service #300223**

Delivering Pipeline & Contract No.: Texas Eastern

Associated Contract: EGT FT #700116
Texas Eastern FT #911740

Contract Term: 5 Years

Initial Contract Date: 05/1/2020

Contract Expiration Date: 3/31/27 – Evergreen is automatic renewal yearly unless termination notice is given 2 years prior to expiration date.

Quality of Service: Firm (Unbundled)

Availability (Withdrawal): Year Round

Daily Maximum Withdrawal: 34,020 Dth

<u>Inventory %</u>	<u>W/D Rate</u>
>35%	14,000 Dth
<35%	12,880 Dth
<16 %	9,800 Dth
<10%	8,812 Dth

Injection Period: Year Round

Daily Maximum Injection: 7,778 Dth

Maximum Storage Quantity: 1,400,000 Dth

Fuel (%): Refer to EGT Tariff

Nomination/Scheduling Requirements: Refer to EGT Tariff

Most Recent Negotiation: 09/2021

Other Terms Conditions: Note: GSS (B) storage withdrawals are transported from storage to Chambersburg PA interconnect with Texas Eastern via EGT FT and from Chambersburg PA to PECO CG via Texas Eastern FT.

**PECO Natural Gas Contract Information
Transportation Contract**

Name & Type of Service:	Eastern Gas Transmission (EGT) FT (Firm Transportation Service) #700116
Delivering Pipeline & Contract No.:	Texas Eastern #911740
Associated Contract:	EGT GSS (B) #300223 TETCO FT #911740
Contract Term:	5 Years
Initial Contract Date:	5/1/2020
Contract Expiration Date:	3/31/2027 - Evergreen is automatic renewal yearly unless termination notice is given 1 year prior to expiration date.
Quality of Service:	Firm
Availability:	Nov-Mar
Daily Maximum:	14,000 Dth
Factor:	151 Days
Yearly Maximum:	2,128,000
Fuel (%):	Refer to EGT Tariff
Nomination/Scheduling Requirements:	Refer to EGT Tariff
Most Recent Negotiation	09/2021
Other Terms & Conditions:	Note: contract transports GSS (B) storage withdrawals from interconnect with EGT FT at TETCO Chambersburg PA to PECO CG.

**PECO Natural Gas Contract Information
Transportation Contract**

Name & Type of Service:	Eastern Shore FT #010044 and #010051
Delivering Pipeline & Contract No.:	Eastern Shore #010044 Eastern Shore #010051
Contract Term:	5 Years
Initial Contract Date:	11/01/01
Contract Expiration Date:	Contract - #010044 – 10/31/26 - Evergreen is automatic renewal yearly unless termination notice is given 8 months prior expiration date. Contract - #010051 – 10/31/25 – Evergreen is automatic renewal yearly unless termination notice is given 8 months prior to termination date.
Quality of Service:	Firm
Availability:	Year Round
Daily Maximum:	10,000 Dth
Factor:	365 Days
Yearly Maximum:	4,380,000 Dth
Fuel (%):	Refer to Eastern Shore Tariff
Nomination/Scheduling Requirements:	Refer to Eastern Shore Tariff
Other Terms & Conditions:	N/A
Most Recent Negotiation:	April 2020- Reduced contract #010051 to 2000 Dth/d, and extended contract expiration date to 10/31/25.

**PECO Natural Gas Contract Information
Transportation Contract**

Name & Type of Service:	UGI XD Firm
Delivering Pipeline & Contract No.:	TETCO
Associated Contract:	UGI XD
Contract Term:	10 Years
Initial Contract Date:	12/01/02
Contract Expiration Date:	12/01/24 - Evergreen is automatic renewal yearly unless termination notice is given 2 years prior expiration date.
Quality of Service:	Firm
Availability:	Year Round
Daily Maximum:	3,360 Dth
Factor:	365 Days
Yearly Maximum:	1,226,400 Dth
Fuel (%):	Refer to UGI Tariff
Nomination/Scheduling Requirements:	Refer to UGI Tariff
Other Terms & Conditions:	N/A
Operating Restrictions:	Commodity received from TETCO for redelivery on PECO's system.
Most Recent Negotiation:	12/2002

**PECO Natural Gas Contract Information
Transportation Contract**

Name & Type of Service:	Adelphia # FTS-PEC-0020 (Firm Transportation Service)
Delivering Pipeline & Contract No.:	Adelphia
Associated Contract:	N/A
Contract Term:	10 Years
Initial Contract Date:	4/08/2022
Contract Expiration Date:	04/08/2032 - Evergreen is automatic renewal yearly unless termination notice is given 1 year prior to expiration date.
Quality of Service:	Firm
Availability:	Year Round
Daily Maximum:	22,500 Dth
Factor:	365 Days
Yearly Maximum:	8,212,500
Fuel (%):	Refer to Adelphia Tariff
Nomination/Scheduling Requirements:	Refer to Adelphia Tariff
Other Terms & Conditions:	N/A

**Section 4 PECO Energy
Firm Long-Term Purchases
Apr-21**

Contract	Purchase Point	Vol Type	Dths	Cost/Dth	Start Date	End Date	Bid #
5101	PECO TRANSCO City Gate	Term Purchase	600,000	\$ 2.0400	1-Apr-21	30-Apr-21	42177
5101	M2-30 inch	Term Purchase	72,800	\$ 1.8100	1-Apr-21	26-Apr-21	42178
3221	Crayne/Equitable	Term Purchase	236,550	\$ 1.9000	1-Apr-21	30-Apr-21	42176
3221	M2-30 inch	Term Purchase	84,000	\$ 1.8120	1-Apr-21	30-Apr-21	42179
3221	Crayne/Equitable	Term Purchase	84,000	\$ 2.0700	1-Apr-21	30-Apr-21	42180
5006	M2-30 inch	Term Purchase	84,000	\$ 2.0200	1-Apr-21	30-Apr-21	42182
6607	S85-FT-PECO	Term Purchase	153,030	\$ 2.5350	1-Apr-21	30-Apr-21	42174
6607	Crayne/Equitable	Term Purchase	84,000	\$ 2.3150	1-Apr-21	30-Apr-21	42181
3220	M2-30 inch	Term Purchase	450,000	\$ 1.8725	1-Apr-21	30-Apr-21	42175
5101	M2-30 inch	Term Purchase	2,609	\$ 1.8100	27-Apr-21	27-Apr-21	42192
5101	M2-30 inch	Term Purchase	8,400	\$ 1.8100	28-Apr-21	30-Apr-21	42191

**Section 4 PECO Energy
Spot Purchases
Apr-21**

Contract	Purchase Point	Vol Type	Dths	Cost/Dth	Start Date	End Date	Bid #
DTE 5098	PECO TRANSCO City Gate	Spot Purchase	50,000	\$ 2.4450	1-Apr-21	1-Apr-21	42190
6607	PECO TETCO CITY GATE	Spot Purchase	12,000	\$ 2.3750	1-Apr-21	1-Apr-21	42167
6607	M2-30 inch	Spot Purchase	30,210	\$ 2.2450	1-Apr-21	1-Apr-21	42169
8349	PECO TETCO CITY GATE	Spot Purchase	15,000	\$ 2.3700	1-Apr-21	1-Apr-21	42166
DTE 5098	PECO TRANSCO City Gate	Spot Purchase	40,000	\$ 2.7800	2-Apr-21	2-Apr-21	42170
6607	PECO TETCO CITY GATE	Spot Purchase	160,000	\$ 2.1200	2-Apr-21	5-Apr-21	42171
6607	PECO TETCO CITY GATE	Spot Purchase	20,000	\$ 2.8000	2-Apr-21	2-Apr-21	42173
3220	PECO TETCO CITY GATE	Spot Purchase	5,000	\$ 2.6000	2-Apr-21	2-Apr-21	42172
6607	M2-30 inch	Spot Purchase	20,000	\$ 2.1025	16-Apr-21	16-Apr-21	42185
DTE 5098	PECO TRANSCO City Gate	Spot Purchase	20,000	\$ 2.5850	22-Apr-21	22-Apr-21	42186
6607	M2-30 inch	Spot Purchase	20,000	\$ 2.3725	22-Apr-21	22-Apr-21	42187
6607	M2-30 inch	Spot Purchase	20,000	\$ 2.1150	23-Apr-21	23-Apr-21	42188
6607	M2-30 inch	Spot Purchase	30,000	\$ 2.0975	24-Apr-21	26-Apr-21	42189

**Section 4 PECO Energy
Firm Long-Term Purchases
May-21**

Contract	Purchase Point	Vol Type	Dths	Cost/Dth	Start Date	End Date	Bid #
5101	PECO TRANSCO City Gate	Term Purchase	651,000	\$ 1.1669	1-May-21	31-May-21	42203
5101	M2-30 inch	Term Purchase	86,800	\$ 1.8100	1-May-21	31-May-21	42204
3221	Crayne/Equitable	Term Purchase	244,435	\$ 2.1000	1-May-21	31-May-21	42202
3221	Crayne/Equitable	Term Purchase	86,800	\$ 2.0700	1-May-21	31-May-21	42205
3221	M2-30 inch	Term Purchase	86,800	\$ 1.8120	1-May-21	31-May-21	42206
5006	M2-30 inch	Term Purchase	86,800	\$ 2.0200	1-May-21	31-May-21	42207
6607	Crayne/Equitable	Term Purchase	86,800	\$ 2.3150	1-May-21	31-May-21	42214
6607	S85-FT-PECO	Term Purchase	496,000	\$ 2.8850	1-May-21	31-May-21	42215
6607	CNG/Transco Leidy	Term Purchase	405,232	\$ 2.2900	1-May-21	31-May-21	42221
6607	CNG / Transco Leidy	Term Purchase	153,636	\$ 2.2900	1-May-21	31-May-21	42222
3220	M2-30 inch	Term Purchase	387,810	\$ 2.0725	1-May-21	31-May-21	42201

**Section 4 PECO Energy
Spot Purchases
May-21**

Contract	Purchase Point	Vol Type	Dths	Cost/Dth	Start Date	End Date	Bid #
6607	M2-30 inch	Spot Purchase	11,494	\$ 2.3225	5-May-21	5-May-21	42193
DTE 5098	PECO TRANSCO City Gate	Spot Purchase	8,000	\$ 2.4250	6-May-21	6-May-21	42194
6607	M2-30 inch	Spot Purchase	20,000	\$ 2.3225	6-May-21	6-May-21	42195
DTE 5098	PECO TRANSCO City Gate	Spot Purchase	25,000	\$ 2.4200	7-May-21	7-May-21	42196
6607	M2-30 inch	Spot Purchase	29,338	\$ 2.2550	7-May-21	7-May-21	42197
DTE 5098	PECO TRANSCO City Gate	Spot Purchase	45,000	\$ 2.4100	8-May-21	10-May-21	42198
6607	M2-30 inch	Spot Purchase	24,988	\$ 2.2825	8-May-21	8-May-21	42228
6607	M2-30 inch	Spot Purchase	50,000	\$ 2.2825	9-May-21	10-May-21	42229
DTE 5098	PECO TRANSCO City Gate	Spot Purchase	25,000	\$ 2.4750	11-May-21	11-May-21	42209
6607	M2-30 inch	Spot Purchase	29,338	\$ 2.3100	11-May-21	11-May-21	42208
DTE 5098	PECO TRANSCO City Gate	Spot Purchase	15,000	\$ 2.4650	12-May-21	12-May-21	42210
6607	M2-30 inch	Spot Purchase	29,338	\$ 2.3575	12-May-21	12-May-21	42211
DTE 5098	PECO TRANSCO City Gate	Spot Purchase	10,000	\$ 2.2500	13-May-21	13-May-21	42213
6607	M2-30 inch	Spot Purchase	29,338	\$ 2.1925	13-May-21	13-May-21	42212
6607	M2-30 inch	Spot Purchase	15,294	\$ 2.0425	14-May-21	14-May-21	42216
6607	M2-30 inch	Spot Purchase	15,294	\$ 2.0450	15-May-21	17-May-21	42217
6607	M2-30 inch	Spot Purchase	5,000	\$ 2.2800	21-May-21	21-May-21	42218
6607	M2-30 inch	Spot Purchase	27,000	\$ 2.3325	22-May-21	24-May-21	42219
6607	M2-30 inch	Spot Purchase	5,000	\$ 2.2525	25-May-21	25-May-21	42220
5101	M2-30 inch	Spot Purchase	57,096	\$ 2.1800	28-May-21	31-May-21	42223
DTE 5098	PECO TRANSCO City Gate	Spot Purchase	24,000	\$ 2.3100	28-May-21	31-May-21	42224

**Section 4 PECO Energy
Firm Long-Term Purchases
Jun-21**

Contract	Purchase Point	Vol Type	Dths	Cost/Dth	Start Date	End Date	Bid #
5101	PECO TRANSCO City Gate	Term Purchase	630,000	2.1017	1-Jun-21	30-Jun-21	42236
5101	M2-30 inch	Term Purchase	84,000	1.8100	1-Jun-21	30-Jun-21	42237
3221	Crayne/Equitable	Term Purchase	84,000	2.0700	1-Jun-21	30-Jun-21	42233
3221	M2-30 inch	Term Purchase	84,000	1.8120	1-Jun-21	30-Jun-21	42234
3221	Crayne/Equitable	Term Purchase	236,550	2.2900	1-Jun-21	30-Jun-21	42235
5006	M2-30 inch	Term Purchase	84,000	2.0200	1-Jun-21	30-Jun-21	42239
6607	S85-FT-PECO	Term Purchase	452,160	2.9550	1-Jun-21	30-Jun-21	42230
6607	Crayne/Equitable	Term Purchase	19,600	2.3150	1-Jun-21	7-Jun-21	42238
3220	M2-30 inch	Term Purchase	441,360	2.2625	1-Jun-21	30-Jun-21	42232
6607	Crayne/Equitable	Term Purchase	2,749	2.3150	8-Jun-21	8-Jun-21	42263
6607	Crayne/Equitable	Term Purchase	61,600	2.3150	9-Jun-21	30-Jun-21	42260
6607	M2-30 inch	Term Purchase	51	2.3150	23-Jun-21	23-Jun-21	42262
6607	Crayne/Equitable	Term Purchase	51	2.3150	23-Jun-21	23-Jun-21	42264

**Section 4 PECO Energy
Spot Purchases
Jun-21**

Contract	Purchase Point	Vol Type	Dths	Cost/Dth	Start Date	End Date	Bid #
6607	CNG/Transco Leidy	Storage Purchase	381,120	2.1700	1-Jun-21	30-Jun-21	42240
6607	CNG / Transco Leidy	Storage Purchase	148,710	2.1700	1-Jun-21	30-Jun-21	42241
DTE 5098	PECO TRANSCO City Gate	Spot Purchase	10,000	2.3050	10-Jun-21	10-Jun-21	42242
5101	PECO TRANSCO City Gate	Spot Purchase	20,000	2.0650	11-Jun-21	11-Jun-21	42243
DTE 5098	PECO TRANSCO City Gate	Spot Purchase	24,000	2.0550	12-Jun-21	14-Jun-21	42244
DTE 5098	PECO TRANSCO City Gate	Spot Purchase	9,000	2.3050	15-Jun-21	15-Jun-21	42245
DTE 5098	PECO TRANSCO City Gate	Spot Purchase	13,000	2.2950	16-Jun-21	16-Jun-21	42246
DTE 5098	PECO TRANSCO City Gate	Spot Purchase	13,000	2.3250	17-Jun-21	17-Jun-21	42247
DTE 5098	PECO TRANSCO City Gate	Spot Purchase	8,000	2.4550	18-Jun-21	18-Jun-21	42248
DTE 5098	PECO TRANSCO City Gate	Spot Purchase	21,000	2.7250	19-Jun-21	21-Jun-21	42249
DTE 5098	PECO TRANSCO City Gate	Spot Purchase	20,000	2.5850	22-Jun-21	22-Jun-21	42256
5006	PECO TETCO CITY GATE	Spot Purchase	10,000	2.5550	22-Jun-21	22-Jun-21	42255
5101	PECO TRANSCO City Gate	Spot Purchase	9,000	2.5800	23-Jun-21	23-Jun-21	42250
5101	PECO TETCO CITY GATE	Spot Purchase	9,000	2.5400	23-Jun-21	23-Jun-21	42251
5101	PECO TETCO CITY GATE	Spot Purchase	8,000	2.5200	24-Jun-21	24-Jun-21	42253
DTE 5098	PECO TRANSCO City Gate	Spot Purchase	8,000	2.4600	24-Jun-21	24-Jun-21	42252
DTE 5098	PECO TRANSCO City Gate	Spot Purchase	10,000	2.6700	25-Jun-21	25-Jun-21	42258
DTE 5098	PECO TRANSCO City Gate	Spot Purchase	18,000	3.1550	26-Jun-21	28-Jun-21	42259

**Section 4 PECO Energy
Firm Long-Term Purchases
Jul-21**

Contract	Purchase Point	Vol Type	Dths	Cost/Dth	Start Date	End Date	Bid #
5101	M2-30 inch	Term Purchase	86,800	1.8100	1-Jul-21	31-Jul-21	42270
5101	PECO TRANSCO City Gate	Term Purchase	279,000	3.1510	1-Jul-21	31-Jul-21	42275
5101	PECO TRANSCO City Gate	Term Purchase	651,000	2.5339	1-Jul-21	31-Jul-21	42280
3221	Crayne/Equitable	Term Purchase	244,435	2.6100	1-Jul-21	31-Jul-21	42268
3221	Crayne/Equitable	Term Purchase	86,800	2.0700	1-Jul-21	31-Jul-21	42271
3221	M2-30 inch	Term Purchase	86,800	1.8120	1-Jul-21	31-Jul-21	42272
5006	M2-30 inch	Term Purchase	86,800	2.0200	1-Jul-21	31-Jul-21	42274
6607	S85-FT-PECO	Term Purchase	467,232	3.6150	1-Jul-21	31-Jul-21	42265
6607	Crayne/Equitable	Term Purchase	86,800	2.3150	1-Jul-21	31-Jul-21	42273
3220	M2-30 inch	Term Purchase	527,000	2.5825	1-Jul-21	31-Jul-21	42279

**Section 4 PECO Energy
Spot Purchases
Jul-21**

Contract	Purchase Point	Vol Type	Dths	Cost/Dth	Start Date	End Date	Bid #
6607	CNG/Transco Leidy	Storage Purchase	393,824	2.6000	1-Jul-21	31-Jul-21	42277
6607	CNG / Transco Leidy	Storage Purchase	153,667	2.6000	1-Jul-21	31-Jul-21	42278

**Section 4 PECO Energy
Firm Long-Term Purchases
Aug-21**

Contract	Purchase Point	Vol Type	Dths	Cost/Dth	Start Date	End Date	Bid #
5101	M2-30 inch	Term Purchase	86,800	1.81	1-Aug-21	31-Aug-21	42287
5101	PECO TRANSCO City Gate	Term Purchase	651,000	2.8556	1-Aug-21	31-Aug-21	42288
3221	Crayne/Equitable	Term Purchase	244,435	2.81	1-Aug-21	31-Aug-21	42283
3221	Crayne/Equitable	Term Purchase	86,800	2.07	1-Aug-21	31-Aug-21	42284
3221	M2-30 inch	Term Purchase	86,800	1.812	1-Aug-21	31-Aug-21	42285
5006	M2-30 inch	Term Purchase	86,800	2.02	1-Aug-21	31-Aug-21	42289
6607	S85-FT-PECO	Term Purchase	467,232	4.045	1-Aug-21	31-Aug-21	42281
6607	Crayne/Equitable	Term Purchase	86,800	2.315	1-Aug-21	31-Aug-21	42286
3220	M2-30 inch	Term Purchase	465,000	2.7825	1-Aug-21	31-Aug-21	42282

**Section 4 PECO Energy
Spot Purchases
Aug-21**

Contract	Purchase Point	Vol Type	Dths	Cost/Dth	Start Date	End Date	Bid #
6607	CNG/Transco Leidy	Storage Purchase	393,824	2.92	1-Aug-21	31-Aug-21	42290
6607	CNG / Transco Leidy	Storage Purchase	153,667	2.92	1-Aug-21	31-Aug-21	42291

**Section 4 PECO Energy
Firm Long-Term Purchases
Sep-21**

Contract	Purchase Point	Vol Type	Dths	Cost/Dth	Start Date	End Date	Bid #
5101	PECO TRANSCO City Gate	Term Purchase	600,000	3.4285	1-Sep-21	30-Sep-21	42295
5101	M2-30 inch	Term Purchase	84,000	1.8100	1-Sep-21	30-Sep-21	42298
3221	Crayne/Equitable	Term Purchase	236,550	3.4200	1-Sep-21	30-Sep-21	42294
3221	M2-30 inch	Term Purchase	84,000	1.8120	1-Sep-21	30-Sep-21	42299
3221	Crayne/Equitable	Term Purchase	84,000	2.0700	1-Sep-21	30-Sep-21	42300
5006	M2-30 inch	Term Purchase	84,000	2.0200	1-Sep-21	30-Sep-21	42302
6607	S85-FT-PECO	Term Purchase	461,370	4.3750	1-Sep-21	30-Sep-21	42292
6607	Crayne/Equitable	Term Purchase	84,000	2.3150	1-Sep-21	30-Sep-21	42301
3220	M2-30 inch	Term Purchase	304,650	3.3925	1-Sep-21	30-Sep-21	42293

**Section 4 PECO Energy
Spot Purchases
Sep-21**

Contract	Purchase Point	Vol Type	Dths	Cost/Dth	Start Date	End Date	Bid #
6607	CNG / Transco Leidy	Storage Purchase	147,300	3.4900	1-Sep-21	30-Sep-21	42304
6607	CNG/Transco Leidy	Storage Purchase	368,400	3.4900	1-Sep-21	30-Sep-21	42305
6607	M2-30 inch	Spot Purchase	14,651	4.1800	24-Sep-21	24-Sep-21	42306
6607	M2-30 inch	Spot Purchase	24,000	3.9050	25-Sep-21	27-Sep-21	42307
6607	M2-30 inch	Spot Purchase	14,651	4.3575	28-Sep-21	28-Sep-21	42308
6607	M2-30 inch	Spot Purchase	14,651	4.7650	29-Sep-21	29-Sep-21	42309
DTE 5098	PECO TRANSCO City Gate	Spot Purchase	22,000	4.7100	30-Sep-21	30-Sep-21	42310
6607	M2-30 inch	Spot Purchase	14,651	4.6575	30-Sep-21	30-Sep-21	42311

**Section 4 PECO Energy
Firm Long-Term Purchases
Oct-21**

Contract	Purchase Point	Vol Type	Dths	Cost/Dth	Start Date	End Date	Bid #
5101	PECO TRANSCO City Gate	Term Purchase	930,000	\$ 4.5141	1-Oct-21	31-Oct-21	42316
5101	M2-30 inch	Term Purchase	86,800	\$ 1.8100	1-Oct-21	31-Oct-21	42317
3221	Crayne/Equitable	Term Purchase	244,435	\$ 4.5000	1-Oct-21	31-Oct-21	42315
3221	M2-30 inch	Term Purchase	86,800	\$ 1.8120	1-Oct-21	31-Oct-21	42318
3221	Crayne/Equitable	Term Purchase	86,800	\$ 2.0700	1-Oct-21	31-Oct-21	42319
5006	M2-30 inch	Term Purchase	86,800	\$ 2.0200	1-Oct-21	31-Oct-21	42321
6607	Crayne/Equitable	Term Purchase	86,800	\$ 2.3150	1-Oct-21	31-Oct-21	42320
6607	S85-FT-PECO	Term Purchase	478,733	\$ 5.8250	1-Oct-21	31-Oct-21	42323
3220	M2-30 inch	Term Purchase	632,152	\$ 4.4725	1-Oct-21	31-Oct-21	42314

**Section 4 PECO Energy
Spot Purchases
Oct-21**

Contract	Purchase Point	Vol Type	Dths	Cost/Dth	Start Date	End Date	Bid #
6607	CNG / Transco Leidy	Storage Purchase	155,000	4.5700	1-Oct-21	31-Oct-21	42324
6607	CNG/Transco Leidy	Storage Purchase	383,284	4.5700	1-Oct-21	31-Oct-21	42326

**Section 4 PECO Energy
Firm Long-Term Purchases
Nov-21**

Contract	Purchase Point	Vol Type	Dths	Cost/Dth	Start Date	End Date	Bid #
5101	M2-30 inch	Term Purchase	600,000	\$ 5.4150	1-Nov-21	30-Nov-21	42332
5084	LEIDY	Term Purchase	600,000	\$ 5.4300	1-Nov-21	30-Nov-21	42334
DTE 5098	PECO TRANSCO City Gate	Term Purchase	180,000	\$ 3.8450	1-Nov-21	30-Nov-21	42335
5006	PECO TRANSCO City Gate	Term Purchase	180,000	\$ 3.9300	1-Nov-21	30-Nov-21	42337
5006	PECO TETCO CITY GATE	Term Purchase	180,000	\$ 3.5300	1-Nov-21	30-Nov-21	42338
5006	PECO TETCO CITY GATE	Term Purchase	180,000	\$ 4.8200	1-Nov-21	30-Nov-21	42339
5006	PECO TETCO CITY GATE	Term Purchase	180,000	\$ 3.6725	1-Nov-21	30-Nov-21	42340
6607	S85-FT-PECO	Term Purchase	612,120	\$ 6.2700	1-Nov-21	30-Nov-21	42331
6607	Crayne/Equitable	Term Purchase	404,580	\$ 5.4600	1-Nov-21	30-Nov-21	42333
8349	PECO TRANSCO City Gate	Term Purchase	180,000	\$ 3.6400	1-Nov-21	30-Nov-21	42336

**Section 4 PECO Energy
Spot Purchases
Nov-21**

Contract	Purchase Point	Vol Type	Dths	Cost/Dth	Start Date	End Date	Bid #
5101	PECO TETCO CITY GATE	Call Option	35,000	4.9198	2-Nov-21	2-Nov-21	42327
6607	PECO TETCO CITY GATE	Call Option	29,210	4.7512	2-Nov-21	2-Nov-21	42343
5101	PECO TETCO CITY GATE	Call Option	35,000	5.1798	3-Nov-21	3-Nov-21	42328
6607	PECO TETCO CITY GATE	Call Option	29,210	5.0062	3-Nov-21	3-Nov-21	42344
6607	PECO TETCO CITY GATE	Call Option	29,210	5.2012	4-Nov-21	4-Nov-21	42345
6607	PECO TETCO CITY GATE	Call Option	29,210	5.1362	5-Nov-21	5-Nov-21	42346
6607	M2-30 inch	Spot Purchase	36,400	5.1400	5-Nov-21	5-Nov-21	42329
6607	M2-30 inch	Spot Purchase	109,200	4.6100	6-Nov-21	8-Nov-21	42330
6607	PECO TETCO CITY GATE	Call Option	87,630	4.3412	13-Nov-21	15-Nov-21	42347
6607	M2-30 inch	Spot Purchase	109,200	4.3450	13-Nov-21	15-Nov-21	42341
6607	LEIDY	Spot Purchase	30,153	4.3350	13-Nov-21	15-Nov-21	42348
6607	PECO TETCO CITY GATE	Call Option	29,210	4.3112	16-Nov-21	16-Nov-21	42351
6607	M2-30 inch	Spot Purchase	36,400	4.3125	16-Nov-21	16-Nov-21	42349
6607	LEIDY	Spot Purchase	10,051	4.305	16-Nov-21	16-Nov-21	42350
6607	PECO TETCO CITY GATE	Call Option	29,210	\$ 4.6262	19-Nov-21	19-Nov-21	42355
6607	M2-30 inch	Spot Purchase	36,400	\$ 4.6300	19-Nov-21	19-Nov-21	42352
6607	LEIDY	Spot Purchase	10,051	\$ 4.5900	19-Nov-21	19-Nov-21	42353
6607	PECO TETCO CITY GATE	Call Option	87,630	\$ 4.4662	20-Nov-21	22-Nov-21	42359
6607	LEIDY	Spot Purchase	30,459	\$ 4.4675	20-Nov-21	22-Nov-21	42354
5101	PECO TETCO CITY GATE	Call Option	35,000	\$ 4.5629	23-Nov-21	23-Nov-21	42367
6607	PECO TETCO CITY GATE	Call Option	29,210	\$ 4.4012	23-Nov-21	23-Nov-21	42360
DTE 5098	PECO TRANSCO City Gate	Spot Purchase	20,000	\$ 7.4500	23-Nov-21	23-Nov-21	42356
6607	LEIDY	Spot Purchase	10,153	\$ 4.4850	23-Nov-21	23-Nov-21	42357
6607	M2-30 inch	Spot Purchase	35,409	\$ 4.4100	23-Nov-21	23-Nov-21	42358
5101	PECO TETCO CITY GATE	Call Option	35,000	\$ 4.6190	24-Nov-21	24-Nov-21	42368
DTE 5098	PECO TRANSCO City Gate	Call Option	40,000	\$ 5.0987	24-Nov-21	24-Nov-21	42366
6607	PECO TETCO CITY GATE	Call Option	29,210	\$ 4.4562	24-Nov-21	24-Nov-21	42361
6607	LEIDY	Spot Purchase	10,153	\$ 4.5225	24-Nov-21	24-Nov-21	42363
3220	S85-FT-PECO	Spot Purchase	18,262	\$ 4.9675	24-Nov-21	24-Nov-21	42364
3220	M2-30 inch	Spot Purchase	36,409	\$ 4.4650	24-Nov-21	24-Nov-21	42365
5101	PECO TETCO CITY GATE	Call Option	50,000	\$ 4.8178	25-Nov-21	29-Nov-21	42369
6607	PECO TETCO CITY GATE	Call Option	146,050	\$ 4.6512	25-Nov-21	29-Nov-21	42362
6607	LEIDY	Call Option	50,765	\$ 4.5625	25-Nov-21	29-Nov-21	42370
3220	M2-30 inch	Spot Purchase	181,495	\$ 4.6550	25-Nov-21	29-Nov-21	42371
3220	PECO TRANSCO City Gate	Spot Purchase	100,000	\$ 5.2400	25-Nov-21	29-Nov-21	42372
5101	PECO TETCO CITY GATE	Call Option	10,000	\$ 4.7006	30-Nov-21	30-Nov-21	42375
6607	LEIDY	Spot Purchase	10,101	\$ 4.5800	30-Nov-21	30-Nov-21	42373
6607	M2-30 inch	Spot Purchase	36,409	\$ 4.5500	30-Nov-21	30-Nov-21	42374

**Section 4 PECO Energy
Firm Long-Term Purchases
Dec-21**

Contract	Purchase Point	Vol Type	Dths	Cost/Dth	Start Date	End Date	Bid #
5101	M2-30 inch	Term Purchase	620,000	\$ 4.8450	1-Dec-21	31-Dec-21	42385
5084	LEIDY	Term Purchase	620,000	\$ 4.8200	1-Dec-21	31-Dec-21	42389
DTE 5098	PECO TRANSCO City Gate	Term Purchase	186,000	\$ 3.8450	1-Dec-21	31-Dec-21	42390
5006	PECO TRANSCO City Gate	Term Purchase	186,000	\$ 3.9300	1-Dec-21	31-Dec-21	42392
5006	PECO TETCO CITY GATE	Term Purchase	186,000	\$ 3.5300	1-Dec-21	31-Dec-21	42393
5006	PECO TETCO CITY GATE	Term Purchase	186,000	\$ 4.8200	1-Dec-21	31-Dec-21	42394
5006	PECO TETCO CITY GATE	Term Purchase	186,000	\$ 3.6725	1-Dec-21	31-Dec-21	42395
6607	S85-FT-PECO	Term Purchase	713,000	\$ 5.5300	1-Dec-21	31-Dec-21	42383
6607	M2-30 inch	Term Purchase	620,000	\$ 4.8500	1-Dec-21	31-Dec-21	42384
6607	Crayne/Equitable	Term Purchase	418,066	\$ 4.8900	1-Dec-21	31-Dec-21	42386
6607	LEIDY	Term Purchase	314,743	\$ 4.8400	1-Dec-21	31-Dec-21	42396
8349	PECO TRANSCO City Gate	Term Purchase	186,000	\$ 3.6400	1-Dec-21	31-Dec-21	42391

**Section 4 PECO Energy
Spot Purchases
Dec-21**

Contract	Purchase Point	Vol Type	Dths	Cost/Dth	Start Date	End Date	Bid #
6607	PECO TETCO CITY GATE	Call Option	29,210	\$ 3.1512	7-Dec-21	7-Dec-21	42380
5101	PECO TETCO CITY GATE	Call Option	17,000	\$ 3.3177	8-Dec-21	8-Dec-21	42381
6607	PECO TETCO CITY GATE	Call Option	29,210	\$ 3.1862	8-Dec-21	8-Dec-21	42399
6607	M2-30 inch	Spot Purchase	16,591	\$ 3.1900	8-Dec-21	8-Dec-21	42379
4799	PECO TETCO CITY GATE	Spot Sale	1,000	\$ 3.0180	8-Dec-21	8-Dec-21	42407
4799	PECO TRANSCO City Gate	Spot Sale	1,000	\$ 3.0180	8-Dec-21	8-Dec-21	42408
5101	PECO TETCO CITY GATE	Call Option	60,000	\$ 3.1596	18-Dec-21	20-Dec-21	42397
6607	PECO TETCO CITY GATE	Call Option	87,630	\$ 3.0312	18-Dec-21	20-Dec-21	42400
6607	PECO TETCO CITY GATE	Call Option	18,500	\$ 3.0912	21-Dec-21	21-Dec-21	42401
5101	PECO TETCO CITY GATE	Call Option	35,000	\$ 3.2820	22-Dec-21	22-Dec-21	42398
6607	PECO TETCO CITY GATE	Call Option	29,210	\$ 3.1512	22-Dec-21	22-Dec-21	42402
5101	PECO TETCO CITY GATE	Call Option	25,000	\$ 3.2871	23-Dec-21	23-Dec-21	42406
6607	PECO TETCO CITY GATE	Call Option	29,210	\$ 3.1562	23-Dec-21	23-Dec-21	42405
6607	M2-30 inch	Spot Purchase	16,590	\$ 3.1500	23-Dec-21	23-Dec-21	42404

**Section 4 PECO Energy
Firm Long-Term Purchases
Jan-22**

Contract	Purchase Point	Vol Type	Dths	Cost/Dth	Start Date	End Date	Bid #
5101	M2-30 inch	Term Purchase	620,000	\$ 3.1850	1-Jan-22	31-Jan-22	42436
5084	LEIDY	Term Purchase	620,000	\$ 3.1700	1-Jan-22	31-Jan-22	42439
DTE 5098	PECO TRANSCO City Gate	Term Purchase	186,000	\$ 3.8450	1-Jan-22	31-Jan-22	42440
5006	PECO TETCO CITY GATE	Term Purchase	186,000	\$ 4.8200	1-Jan-22	31-Jan-22	42442
5006	PECO TETCO CITY GATE	Term Purchase	186,000	\$ 3.5300	1-Jan-22	31-Jan-22	42443
5006	PECO TETCO CITY GATE	Term Purchase	186,000	\$ 3.6725	1-Jan-22	31-Jan-22	42444
5006	PECO TRANSCO City Gate	Term Purchase	186,000	\$ 3.9300	1-Jan-22	31-Jan-22	42445
6607	S85-FT-PECO	Term Purchase	713,000	\$ 4.1300	1-Jan-22	31-Jan-22	42434
6607	M2-30 inch	Term Purchase	465,000	\$ 3.1900	1-Jan-22	31-Jan-22	42435
6607	Crayne/Equitable	Term Purchase	418,066	\$ 3.2300	1-Jan-22	31-Jan-22	42437
6607	LEIDY	Term Purchase	314,743	\$ 3.1900	1-Jan-22	31-Jan-22	42438
8349	PECO TRANSCO City Gate	Term Purchase	186,000	\$ 3.6400	1-Jan-22	31-Jan-22	42441

**Section 4 PECO Energy
Spot Purchases
Jan-22**

Contract	Purchase Point	Vol Type	Dths	Cost/Dth	Start Date	End Date	Bid #
6607	S85-FT-PECO	Spot Purchase	20,658	\$ 3.7200	3-Jan-22	3-Jan-22	42411
6607	PECO TRANSCO City Gate	Spot Purchase	10,000	\$ 10.0000	3-Jan-22	3-Jan-22	42412
6607	PECO TRANSCO City Gate	Spot Purchase	10,000	\$ 14.7500	3-Jan-22	3-Jan-22	42413
6607	PECO TETCO CITY GATE	Spot Sale	50,000	\$ 6.0000	3-Jan-22	3-Jan-22	42403
5101	PECO TETCO CITY GATE	Call Option	35,000	\$ 3.2055	4-Jan-22	4-Jan-22	42415
DTE 5098	PECO TRANSCO City Gate	Call Option	40,000	\$ 3.7929	4-Jan-22	4-Jan-22	42414
6607	PECO TETCO CITY GATE	Call Option	29,210	\$ 3.0762	4-Jan-22	4-Jan-22	42416
6607	M2-30 inch	Spot Purchase	21,692	\$ 3.0775	4-Jan-22	4-Jan-22	42409
6607	S85-FT-PECO	Spot Purchase	20,658	\$ 3.6900	4-Jan-22	4-Jan-22	42410
5101	PECO TETCO CITY GATE	Call Option	35,000	\$ 3.6543	6-Jan-22	6-Jan-22	42418
DTE 5098	PECO TRANSCO City Gate	Call Option	20,000	\$ 3.9918	6-Jan-22	6-Jan-22	42417
6607	PECO TETCO CITY GATE	Call Option	29,210	\$ 3.5162	6-Jan-22	6-Jan-22	42419
5101	PECO TETCO CITY GATE	Call Option	35,000	\$ 3.7206	7-Jan-22	7-Jan-22	42425
DTE 5098	PECO TRANSCO City Gate	Call Option	40,000	\$ 4.0428	7-Jan-22	7-Jan-22	42424
6607	PECO TETCO CITY GATE	Call Option	29,210	\$ 3.5812	7-Jan-22	7-Jan-22	42426
4799	PECO TRANSCO City Gate	Spot Purchase	20,000	\$ 3.0180	7-Jan-22	7-Jan-22	42422
4799	PECO TETCO CITY GATE	Spot Purchase	20,000	\$ 3.0180	7-Jan-22	7-Jan-22	42423
6607	M2-30 inch	Spot Purchase	21,692	\$ 3.5850	7-Jan-22	7-Jan-22	42420
6607	S85-FT-PECO	Spot Purchase	20,658	\$ 3.9450	7-Jan-22	7-Jan-22	42421
5101	PECO TETCO CITY GATE	Call Option	105,000	\$ 3.7308	8-Jan-22	10-Jan-22	42465
DTE 5098	PECO TRANSCO City Gate	Call Option	120,000	\$ 3.9918	8-Jan-22	10-Jan-22	42464
6607	PECO TETCO CITY GATE	Call Option	87,630	\$ 3.5912	8-Jan-22	10-Jan-22	42466
4799	PECO TETCO CITY GATE	Spot Purchase	20,000	\$ 3.0180	8-Jan-22	8-Jan-22	42429
4799	PECO TRANSCO City Gate	Spot Purchase	20,000	\$ 3.0180	8-Jan-22	8-Jan-22	42430
6607	M2-30 inch	Spot Purchase	65,076	\$ 3.5975	8-Jan-22	10-Jan-22	42427
6607	S85-FT-PECO	Spot Purchase	61,974	\$ 3.8875	8-Jan-22	10-Jan-22	42428
4799	PECO TETCO CITY GATE	Spot Purchase	5,000	\$ 3.0180	10-Jan-22	10-Jan-22	42431
4799	PECO TRANSCO City Gate	Spot Purchase	5,000	\$ 3.0180	10-Jan-22	10-Jan-22	42432
5101	PECO TETCO CITY GATE	Call Option	35,000	\$ 3.8431	11-Jan-22	11-Jan-22	42460
DTE 5098	PECO TRANSCO City Gate	Call Option	40,000	\$ 4.2928	11-Jan-22	11-Jan-22	42462
6607	PECO TETCO CITY GATE	Call Option	29,210	\$ 3.7012	11-Jan-22	11-Jan-22	42458
8349	PECO TRANSCO City Gate	Call Option	25,000	\$ 13.2235	11-Jan-22	11-Jan-22	42457
4799	PECO TETCO CITY GATE	Spot Purchase	20,000	\$ 3.0180	11-Jan-22	11-Jan-22	42450
4799	PECO TRANSCO City Gate	Spot Purchase	20,000	\$ 3.0180	11-Jan-22	11-Jan-22	42452
6607	M2-30 inch	Spot Purchase	21,692	\$ 3.7075	11-Jan-22	11-Jan-22	42454
6607	S85-FT-PECO	Spot Sale	24,679	\$ 4.1850	11-Jan-22	11-Jan-22	42453

**Section 4 PECO Energy
Spot Purchases
Jan-22**

Contract	Purchase Point	Vol Type	Dths	Cost/Dth	Start Date	End Date	Bid #
5101	PECO TETCO CITY GATE	Call Option	35,000	\$ 3.8125	12-Jan-22	12-Jan-22	42461
DTE 5098	PECO TRANSCO City Gate	Call Option	40,000	\$ 4.2112	12-Jan-22	12-Jan-22	42463
6607	PECO TETCO CITY GATE	Call Option	29,210	\$ 3.6712	12-Jan-22	12-Jan-22	42459
6607	M2-30 inch	Spot Purchase	21,692	\$ 3.6775	12-Jan-22	12-Jan-22	42455
6607	S85-FT-PECO	Spot Purchase	24,679	\$ 4.1025	12-Jan-22	12-Jan-22	42456
6607	M2-30 inch	Spot Purchase	20,000	\$ 4.2850	13-Jan-22	13-Jan-22	42467
5101	PECO TETCO CITY GATE	Call Option	35,000	\$ 4.4194	14-Jan-22	14-Jan-22	42472
DTE 5098	PECO TRANSCO City Gate	Call Option	20,000	\$ 4.9151	14-Jan-22	14-Jan-22	42470
6607	PECO TETCO CITY GATE	Call Option	29,210	\$ 4.2662	14-Jan-22	14-Jan-22	42474
6607	S85-FT-PECO	Spot Purchase	24,678	\$ 4.8100	14-Jan-22	14-Jan-22	42468
6607	M2-30 inch	Spot Purchase	21,692	\$ 4.2750	14-Jan-22	14-Jan-22	42469
5101	PECO TETCO CITY GATE	Call Option	140,000	\$ 4.1593	15-Jan-22	18-Jan-22	42473
6607	PECO TETCO CITY GATE	Call Option	116,840	\$ 4.0112	15-Jan-22	18-Jan-22	42475
4799	PECO TETCO CITY GATE	Spot Purchase	20,000	\$ 3.0180	15-Jan-22	15-Jan-22	42477
4799	PECO TRANSCO City Gate	Spot Purchase	20,000	\$ 3.0180	15-Jan-22	15-Jan-22	42478
DTE 5098	PECO TRANSCO City Gate	Spot Purchase	160,000	\$ 4.5886	15-Jan-22	18-Jan-22	42471
6607	S85-FT-PECO	Spot Purchase	98,712	\$ 4.4750	15-Jan-22	18-Jan-22	42476
5101	PECO TETCO CITY GATE	Call Option	35,000	\$ 4.5367	20-Jan-22	20-Jan-22	42489
DTE 5098	PECO TRANSCO City Gate	Call Option	40,000	\$ 4.9508	20-Jan-22	20-Jan-22	42490
6607	PECO TETCO CITY GATE	Call Option	29,210	\$ 4.3812	20-Jan-22	20-Jan-22	42488
4799	PECO TETCO CITY GATE	Spot Purchase	20,000	\$ 3.0180	20-Jan-22	20-Jan-22	42481
4799	PECO TRANSCO City Gate	Spot Purchase	20,000	\$ 3.0180	20-Jan-22	20-Jan-22	42482
6607	S85-FT-PECO	Spot Purchase	24,679	\$ 4.8500	20-Jan-22	20-Jan-22	42479
6607	M2-30 inch	Spot Purchase	21,693	\$ 4.3975	20-Jan-22	20-Jan-22	42480
	Rev LNG CG INJECTION POINT	Storage Purchase	1,782	\$ 10.7300	20-Jan-22	20-Jan-22	42520
5101	PECO TETCO CITY GATE	Call Option	35,000	\$ 4.0675	21-Jan-22	21-Jan-22	42494
DTE 5098	PECO TRANSCO City Gate	Call Option	40,000	\$ 4.2877	21-Jan-22	21-Jan-22	42491
6607	PECO TETCO CITY GATE	Call Option	29,210	\$ 3.9212	21-Jan-22	21-Jan-22	42493
4799	PECO TRANSCO City Gate	Spot Purchase	20,000	\$ 3.0180	21-Jan-22	21-Jan-22	42484
4799	PECO TETCO CITY GATE	Spot Purchase	20,000	\$ 3.0180	21-Jan-22	21-Jan-22	42485
6607	M2-30 inch	Spot Purchase	21,693	\$ 3.9300	21-Jan-22	21-Jan-22	42486
6607	S85-FT-PECO	Spot Purchase	24,679	\$ 4.1825	21-Jan-22	21-Jan-22	42487
5101	PECO TETCO CITY GATE	Call Option	105,000	\$ 3.8635	22-Jan-22	24-Jan-22	42501
DTE 5098	PECO TRANSCO City Gate	Call Option	120,000	\$ 4.1601	22-Jan-22	24-Jan-22	42502
6607	PECO TETCO CITY GATE	Call Option	87,630	\$ 3.7212	22-Jan-22	24-Jan-22	42500
6607	S85-FT-PECO	Spot Purchase	74,037	\$ 4.0550	22-Jan-22	24-Jan-22	42495
6607	M2-30 inch	Spot Purchase	65,079	\$ 3.7325	22-Jan-22	24-Jan-22	42496
DTE 5098	PECO TRANSCO City Gate	Call Option	20,000	\$ 4.2112	25-Jan-22	25-Jan-22	42509
6607	PECO TETCO CITY GATE	Call Option	29,210	\$ 3.9712	25-Jan-22	25-Jan-22	42508
6607	S85-FT-PECO	Spot Purchase	24,679	\$ 4.1050	25-Jan-22	25-Jan-22	42498
6607	M2-30 inch	Spot Purchase	21,693	\$ 3.9800	25-Jan-22	25-Jan-22	42499
5101	PECO TETCO CITY GATE	Call Option	35,000	\$ 4.0114	26-Jan-22	26-Jan-22	42511
DTE 5098	PECO TRANSCO City Gate	Call Option	40,000	\$ 4.2724	26-Jan-22	26-Jan-22	42510
6607	PECO TETCO CITY GATE	Call Option	29,210	\$ 3.8662	26-Jan-22	26-Jan-22	42512
4799	PECO TRANSCO City Gate	Spot Purchase	20,000	\$ 3.0180	26-Jan-22	26-Jan-22	42506
4799	PECO TETCO CITY GATE	Spot Purchase	20,000	\$ 3.0180	26-Jan-22	26-Jan-22	42507
6607	S85-FT-PECO	Spot Purchase	24,679	\$ 4.1650	26-Jan-22	26-Jan-22	42504
6607	M2-30 inch	Spot Purchase	21,693	\$ 3.8750	26-Jan-22	26-Jan-22	42505
5101	PECO TETCO CITY GATE	Call Option	35,000	\$ 4.2511	27-Jan-22	27-Jan-22	42518
6607	PECO TETCO CITY GATE	Call Option	29,210	\$ 4.1012	27-Jan-22	27-Jan-22	42517
DTE 5098	PECO TRANSCO City Gate	Spot Purchase	40,000	\$ 4.5376	27-Jan-22	27-Jan-22	42519
6607	M2-30 inch	Spot Purchase	21,693	\$ 4.1125	27-Jan-22	27-Jan-22	42513
6607	S85-FT-PECO	Spot Purchase	24,679	\$ 4.4275	27-Jan-22	27-Jan-22	42514
6607	M2-30 inch	Spot Purchase	21,693	\$ 4.2900	28-Jan-22	28-Jan-22	42515
6607	S85-FT-PECO	Spot Purchase	24,679	\$ 4.5625	28-Jan-22	28-Jan-22	42516

**Section 4 PECO Energy
Spot Purchases
Jan-22**

Contract	Purchase Point	Vol Type	Dths	Cost/Dth	Start Date	End Date	Bid #
5101	PECO TETCO CITY GATE	Call Option	105,000	\$ 5.3273	29-Jan-22	31-Jan-22	42522
DTE 5098	PECO TRANSCO City Gate	Call Option	120,000	\$ 5.8945	29-Jan-22	31-Jan-22	42521
6607	PECO TETCO CITY GATE	Call Option	87,630	\$ 5.1562	29-Jan-22	31-Jan-22	42523
8349	PECO TRANSCO City Gate	Call Option	75,000	\$ 17.9772	29-Jan-22	31-Jan-22	42524
4799	PECO TRANSCO City Gate	Spot Purchase	20,000	\$ 3.0180	29-Jan-22	29-Jan-22	42525
4799	PECO TETCO CITY GATE	Spot Purchase	20000	\$ 3.0180	44590	44590	42526
5004	PECO TETCO CITY GATE	Spot Purchase	53250	\$ 14.5200	44590	44592	42527
5004	PECO TRANSCO City Gate	Spot Purchase	64350	\$ 15.1450	44590	44592	42528
6607	M2-30 inch	Spot Purchase	65079	\$ 5.1675	44590	44592	42530
6607	S85-FT-PECO	Spot Purchase	74037	\$ 5.7650	44590	44592	42531

**Section 4 PECO Energy
Firm Long-Term Purchases
Feb-22**

Contract	Purchase Point	Vol Type	Dths	Cost/Dth	Start Date	End Date	Bid #
5101	M2-30 inch	Term Purchase	560,000	\$ 5.7450	1-Feb-22	28-Feb-22	42539
DTE 5098	PECO TRANSCO City Gate	Term Purchase	168,000	\$ 3.8450	1-Feb-22	28-Feb-22	42542
5006	PECO TRANSCO City Gate	Term Purchase	168,000	\$ 3.9300	1-Feb-22	28-Feb-22	42544
5006	PECO TETCO CITY GATE	Term Purchase	168,000	\$ 3.5300	1-Feb-22	28-Feb-22	42545
5006	PECO TETCO CITY GATE	Term Purchase	168,000	\$ 4.8200	1-Feb-22	28-Feb-22	42546
5006	PECO TETCO CITY GATE	Term Purchase	168,000	\$ 3.6725	1-Feb-22	28-Feb-22	42547
6607	S85-FT-PECO	Term Purchase	644,000	\$ 6.4100	1-Feb-22	28-Feb-22	42538
6607	Crayne/Equitable	Term Purchase	377,608	\$ 5.7900	1-Feb-22	28-Feb-22	42540
6607	LEIDY	Term Purchase	294,000	\$ 5.7900	1-Feb-22	28-Feb-22	42541
8349	PECO TRANSCO City Gate	Term Purchase	168,000	\$ 3.6400	1-Feb-22	28-Feb-22	42543

**Section 4 PECO Energy
Spot Purchases
Feb-22**

Contract	Purchase Point	Vol Type	Dths	Cost/Dth	Start Date	End Date	Bid #
5101	PECO TETCO CITY GATE	Call Option	20,000	\$ 5.1934	1-Feb-22	1-Feb-22	42618
DTE 5098	PECO TRANSCO City Gate	Call Option	28,500	\$ 5.9353	1-Feb-22	1-Feb-22	42632
6607	PECO TETCO CITY GATE	Call Option	29,210	\$ 4.9812	1-Feb-22	1-Feb-22	42536
6607	S85-FT-PECO	Spot Purchase	27,976	\$ 5.8200	1-Feb-22	1-Feb-22	42532
6607	M2-30 inch	Spot Purchase	36,681	\$ 4.9975	1-Feb-22	1-Feb-22	42533
6607	PECO TETCO CITY GATE	Call Option	29,210	\$ 5.0712	2-Feb-22	2-Feb-22	42537
5101	S85-FT-PECO	Spot Purchase	27,976	\$ 5.5300	2-Feb-22	2-Feb-22	42534
3220	M2-30 inch	Spot Purchase	36,681	\$ 5.0850	2-Feb-22	2-Feb-22	42535
	Rev LNG CG INJECTION POINT	Storage Purchase	854	\$ 11.8300	2-Feb-22	2-Feb-22	42551
	Rev LNG CG INJECTION POINT	Storage Purchase	890	\$ 11.8300	2-Feb-22	2-Feb-22	42552
	Rev LNG CG INJECTION POINT	Storage Purchase	928	\$ 11.8300	2-Feb-22	2-Feb-22	42553
	Rev LNG CG INJECTION POINT	Storage Purchase	885	\$ 11.8300	3-Feb-22	3-Feb-22	42560
	Rev LNG CG INJECTION POINT	Storage Purchase	903	\$ 11.8300	3-Feb-22	3-Feb-22	42561
	Rev LNG CG INJECTION POINT	Storage Purchase	923	\$ 11.8800	3-Feb-22	3-Feb-22	42562
5101	PECO TETCO CITY GATE	Call Option	35,000	\$ 5.6116	4-Feb-22	4-Feb-22	42554
6607	PECO TETCO CITY GATE	Call Option	29,210	\$ 5.3912	4-Feb-22	4-Feb-22	42555
DTE 5098	PECO TRANSCO City Gate	Spot Purchase	5,000	\$ 6.5550	4-Feb-22	4-Feb-22	42550
6607	S85-FT-PECO	Spot Purchase	27,976	\$ 5.8600	4-Feb-22	4-Feb-22	42548
6607	M2-30 inch	Spot Purchase	36,681	\$ 5.4050	4-Feb-22	4-Feb-22	42549
5101	PECO TETCO CITY GATE	Call Option	105,000	\$ 5.2087	5-Feb-22	7-Feb-22	42564
DTE 5098	PECO TRANSCO City Gate	Call Option	120,000	\$ 5.4609	5-Feb-22	7-Feb-22	42563
6607	PECO TETCO CITY GATE	Call Option	87,630	\$ 5.9962	5-Feb-22	7-Feb-22	42565
4799	PECO TETCO CITY GATE	Spot Purchase	20,000	\$ 3.0180	5-Feb-22	5-Feb-22	42556
4799	PECO TRANSCO City Gate	Spot Purchase	20,000	\$ 3.0180	5-Feb-22	5-Feb-22	42557
6607	S85-FT-PECO	Spot Purchase	83,928	\$ 5.3500	5-Feb-22	7-Feb-22	42558
6607	PECO TRANSCO City Gate	Spot Purchase	60,000	\$ 10.2050	5-Feb-22	7-Feb-22	42559
	Rev LNG CG INJECTION POINT	Peaking Service	856	\$ 12.6900	7-Feb-22	7-Feb-22	42569
	Rev LNG CG INJECTION POINT	Peaking Service	868	\$ 11.7100	7-Feb-22	7-Feb-22	42570
	Rev LNG CG INJECTION POINT	Peaking Service	750	\$ 12.6900	7-Feb-22	7-Feb-22	42571
6607	PECO TETCO CITY GATE	Call Option	29,210	\$ 3.9762	8-Feb-22	8-Feb-22	42568
	Rev LNG CG INJECTION POINT	Peaking Service	895	\$ 11.5900	8-Feb-22	8-Feb-22	42573
	Rev LNG CG INJECTION POINT	Peaking Service	821	\$ 11.7100	8-Feb-22	8-Feb-22	42574
	Rev LNG CG INJECTION POINT	Peaking Service	851	\$ 11.5900	8-Feb-22	8-Feb-22	42575
	Rev LNG CG INJECTION POINT	Peaking Service	907	\$ 11.5900	8-Feb-22	8-Feb-22	42576
	Rev LNG CG INJECTION POINT	Peaking Service	917	\$ 11.5900	8-Feb-22	8-Feb-22	42633
6607	M2-30 inch	Spot Purchase	36,681	\$ 3.9950	8-Feb-22	8-Feb-22	42567
6607	S85-FT-PECO	Spot Purchase	27,976	\$ 4.4050	8-Feb-22	8-Feb-22	42584
6607	PECO TETCO CITY GATE	Call Option	29,210	\$ 3.8762	9-Feb-22	9-Feb-22	42572

**Section 4 PECO Energy
Spot Purchases
Feb-22**

Contract	Purchase Point	Vol Type	Dths	Cost/Dth	Start Date	End Date	Bid #
Rev LNG CG INJECTION POINT		Peaking Service	840	\$ 12.6900	9-Feb-22	9-Feb-22	42580
Rev LNG CG INJECTION POINT		Peaking Service	942	\$ 11.5900	9-Feb-22	9-Feb-22	42581
Rev LNG CG INJECTION POINT		Peaking Service	852	\$ 11.5900	9-Feb-22	9-Feb-22	42582
Rev LNG CG INJECTION POINT		Peaking Service	943	\$ 10.6000	9-Feb-22	9-Feb-22	42583
Rev LNG CG INJECTION POINT		Peaking Service	865	\$ 10.5400	10-Feb-22	10-Feb-22	42589
Rev LNG CG INJECTION POINT		Peaking Service	921	\$ 10.5400	10-Feb-22	10-Feb-22	42590
Rev LNG CG INJECTION POINT		Peaking Service	827	\$ 10.6000	10-Feb-22	10-Feb-22	42591
Rev LNG CG INJECTION POINT		Peaking Service	884	\$ 10.5400	10-Feb-22	10-Feb-22	42592
Rev LNG CG INJECTION POINT		Peaking Service	893	\$ 10.3100	11-Feb-22	11-Feb-22	42610
Rev LNG CG INJECTION POINT		Peaking Service	828	\$ 10.3100	11-Feb-22	11-Feb-22	42611
Rev LNG CG INJECTION POINT		Peaking Service	851	\$ 10.5400	11-Feb-22	11-Feb-22	42612
Rev LNG CG INJECTION POINT		Peaking Service	883	\$ 10.6000	11-Feb-22	11-Feb-22	42613
5101 PECO TETCO CITY GATE		Call Option	105,000	\$ 3.7703	12-Feb-22	14-Feb-22	42594
DTE 5098 PECO TRANSCO City Gate		Call Option	60,000	\$ 4.1194	12-Feb-22	14-Feb-22	42593
6607 PECO TETCO CITY GATE		Call Option	87,630	\$ 3.5862	12-Feb-22	14-Feb-22	42595
6607 S85-FT-PECO		Spot Purchase	83,928	\$ 4.0225	12-Feb-22	14-Feb-22	42585
6607 LEIDY		Spot Purchase	58,959	\$ 3.7800	12-Feb-22	14-Feb-22	42586
4799 PECO TETCO CITY GATE		Spot Purchase	14,000	\$ 3.0180	14-Feb-22	14-Feb-22	42587
4799 PECO TRANSCO City Gate		Spot Purchase	14,000	\$ 3.0180	14-Feb-22	14-Feb-22	42588
6607 PECO TETCO CITY GATE		Call Option	29,210	\$ 3.8312	15-Feb-22	15-Feb-22	42599
6607 S85-FT-PECO		Spot Purchase	27,976	\$ 4.1300	15-Feb-22	15-Feb-22	42596
6607 LEIDY		Spot Purchase	19,652	\$ 3.8550	15-Feb-22	15-Feb-22	42597
6607 M2-30 inch		Spot Purchase	36,681	\$ 3.8375	15-Feb-22	15-Feb-22	42598
6607 PECO TETCO CITY GATE		Call Option	29,210	\$ 4.1912	18-Feb-22	18-Feb-22	42602
Rev LNG CG INJECTION POINT		Peaking Service	941	\$ 10.3100	18-Feb-22	18-Feb-22	42614
Rev LNG CG INJECTION POINT		Peaking Service	907	\$ 10.6000	18-Feb-22	18-Feb-22	42615
Rev LNG CG INJECTION POINT		Peaking Service	846	\$ 10.3100	18-Feb-22	18-Feb-22	42616
Rev LNG CG INJECTION POINT		Peaking Service	830	\$ 10.1800	18-Feb-22	18-Feb-22	42617
6607 LEIDY		Spot Purchase	19,653	\$ 4.3850	18-Feb-22	18-Feb-22	42600
6607 M2-30 inch		Spot Purchase	36,681	\$ 4.2000	18-Feb-22	18-Feb-22	42601
6607 PECO TETCO CITY GATE		Call Option	116,840	\$ 4.1162	19-Feb-22	22-Feb-22	42622
DTE 5098 PECO TRANSCO City Gate		Spot Purchase	22,000	\$ 5.5000	19-Feb-22	19-Feb-22	42607
6607 M2-30 inch		Spot Purchase	146,724	\$ 4.1400	19-Feb-22	22-Feb-22	42603
6607 LEIDY		Spot Purchase	78,612	\$ 4.2725	19-Feb-22	22-Feb-22	42604
6607 S85-FT-PECO		Spot Purchase	55,952	\$ 4.6200	19-Feb-22	20-Feb-22	42605
6607 PECO TRANSCO City Gate		Spot Purchase	40,000	\$ 8.5000	19-Feb-22	19-Feb-22	42606
6607 PECO TETCO CITY GATE		Call Option	29,210	\$ 4.2650	24-Feb-22	24-Feb-22	42623
6607 LEIDY		Spot Purchase	19,653	\$ 4.3550	24-Feb-22	24-Feb-22	42608
6607 M2-30 inch		Spot Purchase	31,623	\$ 4.2825	24-Feb-22	24-Feb-22	42609
6607 PECO TETCO CITY GATE		Call Option	29,210	\$ 4.5162	25-Feb-22	25-Feb-22	42624
6607 LEIDY		Spot Purchase	19,653	\$ 4.7975	25-Feb-22	25-Feb-22	42619
6607 M2-30 inch		Spot Purchase	36,681	\$ 4.5375	25-Feb-22	25-Feb-22	42620
DTE 5098 PECO TRANSCO City Gate		Call Option	60,000	\$ 4.6958	26-Feb-22	28-Feb-22	42621
6607 PECO TETCO CITY GATE		Call Option	87,630	\$ 4.2112	26-Feb-22	28-Feb-22	42625
6607 S85-FT-PECO		Spot Purchase	83,928	\$ 4.5825	26-Feb-22	28-Feb-22	42626
6607 M2-30 inch		Spot Purchase	110,043	\$ 4.2300	26-Feb-22	28-Feb-22	42628
6607 LEIDY		Spot Purchase	19,653	\$ 4.4375	26-Feb-22	26-Feb-22	42629
6607 LEIDY		Spot Purchase	15,230	\$ 4.4375	27-Feb-22	27-Feb-22	42630
6607 LEIDY		Spot Purchase	19,653	\$ 4.4375	28-Feb-22	28-Feb-22	42631

**Section 4 PECO Energy
Firm Long-Term Purchases
Mar-22**

Contract	Purchase Point	Vol Type	Dths	Cost/Dth	Start Date	End Date	Bid #
5101	M2-30 inch	Term Purchase	620,000	\$ 3.8050	1-Mar-22	31-Mar-22	42652
DTE 5098	PECO TRANSCO City Gate	Term Purchase	186,000	\$ 3.8450	1-Mar-22	31-Mar-22	42655
5006	PECO TRANSCO City Gate	Term Purchase	186,000	\$ 3.9300	1-Mar-22	31-Mar-22	42659
5006	PECO TETCO CITY GATE	Term Purchase	186,000	\$ 3.5300	1-Mar-22	31-Mar-22	42660
5006	PECO TETCO CITY GATE	Term Purchase	186,000	\$ 4.8200	1-Mar-22	31-Mar-22	42661
5006	PECO TETCO CITY GATE	Term Purchase	186,000	\$ 3.6725	1-Mar-22	31-Mar-22	42662
6607	S85-FT-PECO	Term Purchase	744,000	\$ 4.6300	1-Mar-22	31-Mar-22	42651
6607	Crayne/Equitable	Term Purchase	418,066	\$ 3.8500	1-Mar-22	31-Mar-22	42653
6607	LEIDY	Term Purchase	325,500	\$ 3.8200	1-Mar-22	31-Mar-22	42654
8349	PECO TRANSCO City Gate	Term Purchase	186,000	\$ 3.6400	1-Mar-22	31-Mar-22	42657

**Section 4 PECO Energy
Spot Purchases
Mar-22**

Contract	Purchase Point	Vol Type	Dths	Cost/Dth	Start Date	End Date	Bid #
Rev	LNG CG INJECTION POINT	Peaking Service	824	\$ 10.8000	1-Mar-22	1-Mar-22	42636
Rev	LNG CG INJECTION POINT	Peaking Service	845	\$ 10.8000	1-Mar-22	1-Mar-22	42637
Rev	LNG CG INJECTION POINT	Peaking Service	870	\$ 10.3000	1-Mar-22	1-Mar-22	42638
Rev	LNG CG INJECTION POINT	Peaking Service	846	\$ 10.5300	2-Mar-22	2-Mar-22	42639
Rev	LNG CG INJECTION POINT	Peaking Service	930	\$ 10.5300	2-Mar-22	2-Mar-22	42640
Rev	LNG CG INJECTION POINT	Peaking Service	917	\$ 10.5300	2-Mar-22	2-Mar-22	42641
6607	PECO TETCO CITY GATE	Call Option	29,210	\$ 4.2562	3-Mar-22	3-Mar-22	42684
Rev	LNG CG INJECTION POINT	Peaking Service	943	\$ 10.5900	3-Mar-22	3-Mar-22	42645
Rev	LNG CG INJECTION POINT	Peaking Service	844	\$ 10.5900	3-Mar-22	3-Mar-22	42646
Rev	LNG CG INJECTION POINT	Peaking Service	894	\$ 10.5900	3-Mar-22	3-Mar-22	42647
6607	LEIDY	Spot Purchase	19,653	\$ 4.5450	3-Mar-22	3-Mar-22	42634
6607	M2-30 inch	Spot Purchase	36,596	\$ 4.2700	3-Mar-22	3-Mar-22	42635
6607	PECO TETCO CITY GATE	Call Option	29,210	\$ 4.1712	4-Mar-22	4-Mar-22	42663
Rev	LNG CG INJECTION POINT	Peaking Service	877	\$ 10.8200	4-Mar-22	4-Mar-22	42668
Rev	LNG CG INJECTION POINT	Peaking Service	892	\$ 10.8200	4-Mar-22	4-Mar-22	42669
Rev	LNG CG INJECTION POINT	Peaking Service	757	\$ 10.8200	4-Mar-22	4-Mar-22	42670
6607	LEIDY	Spot Purchase	19,653	\$ 4.2850	4-Mar-22	4-Mar-22	42642
6607	M2-30 inch	Spot Purchase	36,596	\$ 4.1875	4-Mar-22	4-Mar-22	42643
Rev	LNG CG INJECTION POINT	Peaking Service	836	\$ 10.5300	7-Mar-22	7-Mar-22	42648
Rev	LNG CG INJECTION POINT	Peaking Service	875	\$ 10.9000	7-Mar-22	7-Mar-22	42649
Rev	LNG CG INJECTION POINT	Peaking Service	846	\$ 11.1700	8-Mar-22	8-Mar-22	42671
Rev	LNG CG INJECTION POINT	Peaking Service	859	\$ 11.1700	8-Mar-22	8-Mar-22	42672
Rev	LNG CG INJECTION POINT	Peaking Service	858	\$ 11.1700	8-Mar-22	8-Mar-22	42673
6607	PECO TETCO CITY GATE	Call Option	29,210	\$ 4.1262	9-Mar-22	9-Mar-22	42664
6607	LEIDY	Spot Purchase	19,653	\$ 4.1300	9-Mar-22	9-Mar-22	42644
Rev	LNG CG INJECTION POINT	Peaking Service	909	\$ 11.1700	10-Mar-22	10-Mar-22	42674
Rev	LNG CG INJECTION POINT	Peaking Service	890	\$ 10.8300	10-Mar-22	10-Mar-22	42675
Rev	LNG CG INJECTION POINT	Peaking Service	859	\$ 10.8300	10-Mar-22	10-Mar-22	42676
Rev	LNG CG INJECTION POINT	Peaking Service	867	\$ 10.8100	11-Mar-22	11-Mar-22	42677
Rev	LNG CG INJECTION POINT	Peaking Service	843	\$ 10.8300	11-Mar-22	11-Mar-22	42678
Rev	LNG CG INJECTION POINT	Peaking Service	902	\$ 10.8300	11-Mar-22	11-Mar-22	42679
5101	PECO TETCO CITY GATE	Call Option	60,000	\$ 4.6660	12-Mar-22	14-Mar-22	42667
6607	PECO TETCO CITY GATE	Call Option	87,630	\$ 4.4862	12-Mar-22	14-Mar-22	42666
6607	LEIDY	Spot Purchase	58,956	\$ 4.4725	12-Mar-22	14-Mar-22	42665
Rev	LNG CG INJECTION POINT	Peaking Service	897	\$ 10.7300	22-Mar-22	22-Mar-22	42680
Rev	LNG CG INJECTION POINT	Peaking Service	898	\$ 10.9200	22-Mar-22	22-Mar-22	42681

**Section 4 PECO Energy
Spot Purchases
Mar-22**

Contract	Purchase Point	Vol Type	Dths	Cost/Dth	Start Date	End Date	Bid #
Rev LNG CG INJECTION POINT		Peaking Service	893	\$ 10.9200	22-Mar-22	22-Mar-22	42682
Rev LNG CG INJECTION POINT		Peaking Service	899	\$ 10.9200	22-Mar-22	22-Mar-22	42683
5101 PECO TETCO CITY GATE		Call Option	105,000	\$ 5.2707	26-Mar-22	28-Mar-22	42688
6607 PECO TETCO CITY GATE		Call Option	87,630	\$ 5.0812	26-Mar-22	28-Mar-22	42689
6607 M2-30 inch		Spot Purchase	109,785	\$ 5.1125	26-Mar-22	28-Mar-22	42685
6607 LEIDY		Spot Purchase	58,956	\$ 5.0925	26-Mar-22	28-Mar-22	42686
6607 PECO TRANSCO City Gate		Spot Purchase	105,000	\$ 5.3300	26-Mar-22	28-Mar-22	42687
5101 PECO TETCO CITY GATE		Call Option	35,000	\$ 5.2758	29-Mar-22	29-Mar-22	42690
6607 PECO TETCO CITY GATE		Call Option	29,210	\$ 5.0862	29-Mar-22	29-Mar-22	42691
6607 M2-30 inch		Spot Purchase	36,595	\$ 5.1100	29-Mar-22	29-Mar-22	42692
6607 LEIDY		Spot Purchase	19,652	\$ 5.2750	29-Mar-22	29-Mar-22	42693

Docket Number	Applicant	Description	File Date
CP15-138	Transco	Atlantic Sunrise Expansion	31-Mar-15
CP15-499	Texas Eastern	South Texas Expansion	22-May-15
CP15-527	Transco	NY Bay Expansion	08-Jul-15
CP15-555	Dominion Transmiss	Supply Header Project	18-Sep-15
CP17-056	Texas Eastern	Stratton Ridge Expansion	03-Feb-17
CP17-058	Transco	St. James Supply Project	06-Feb-17
CP17-468	Texas Eastern	Marshall County Mining Project	30-Jun-17
CP17-490	Transco	Rivervale South to Market	31-Aug-17
CP18-18	Transco	Gateway Expansion	15-Nov-17
CP18-26	Texas Eastern	Lambertville East	07-Dec-17
CP18-46	Adelphia Gateway	Adelphia Gateway Project - New Expansion	11-Jan-18
CP18-145	Transco	Abandonment of Eminence Storage	27-Mar-18
CP18-186	Transco	Southeastern Trail Project	11-Apr-18
CP19-494	Transco	Leidy South Project	14-Aug-19
CP21-94	Transco	Regional Energy Access Expansion Project	26-Mar-21

Docket Number	Applicant	Description	File Date
RP21-153	Texas Eastern	TETCO PCB Refund Report	20-Apr-21
RP21-686	Transco	Crediting of Reservation Charges	1-May-21
RP21-892	Transco	Rate Schedules S-2 OFO Penalty Refund Report	25-May-21
RP21-916	Texas Eastern	TETCO OFO Penalty Disbursement Report	28-Jun-21
RP21-929	Texas Eastern	TETCO EPC Filing	30-Jun-21
RP21-973	Adelphia	Adelphia Tariff Revisions	19-Jul-21
RP21-976	Transco	Rate Schedule S-2 Tracker Filing	27-Jul-21
RP21-988	Transco	Flow Thru Refund for Rate Schedules GSS and LSS	29-Jul-21
RP21-1001	Texas Eastern	TETCO Section 4 Rate Case	30-Jul-21
RP21-1047	Texas Eastern	2021 Operational Entitlements	25-Aug-21
RE21-1050	Transco	Rate Schedules S-2 Flow Through Refund	26-Aug-21
RP21-1078	Transco	ACA Tracker for Rate Schedules GSS,LSS, SS-2 & S-2	31-Aug-21
RP21-1171	Transco	Annual Cash Out Report	29-Sep-21
RP21-1187	Eastern Gas	EGTS Section 4 Rate Case	30-Sep-21
RP21-1188	Texas Eastern	TETCO Section 4 Rate Case	30-Sep-21
RP22-67	Texas Eastern	TETCO OFO Penalty Disbursement Report	20-Oct-21
RP22-94	Transco	Annual Penalty Revenue Sharing Report	28-Oct-21
RP22-142	Texas Eastern	Annual PCB Filing	29-Oct-21
RP22-149	Texas Eastern	ASA Rate Filing	29-Oct-21
RP22-253	Texas Eastern	Compliance Filing	12-Nov-21
RP22-323	Transco	GSS & LSS Fuel Tracker Filing	15-Nov-21
RP22-390	Transco	Rate Schedule S-2 Tracker	2-Dec-21
RP22-441	Transco	Cash Out Surcharge True-Up Filing	30-Dec-21
RP22-466	Texas Eastern	Semiannual Electric Power Cost Tariff Filing	31-Dec-21
RP22-477	Transco	Rate Schedule S-2 OFO Flow Thru Refund	7-Jan-22
RP22-490	Transco	Clean-up Filing	14-Jan-22
PR22-536	Transco	Rate Schedule S-2 Tracker Filing	3-Feb-22
RP22-540	Texas Eastern	ASA Rate Filing	7-Feb-22
RP22-663	Transco	Annual Fuel Tracker Filing	1-Mar-22
RP22-669	Transco	Annual Electric Power Tracker Filing	1-Mar-22
RP22-681	Adelphia	Penalty Revenue Crediting Report	7-Mar-22
RP22-693	Transco	Rate Schedule S-2 Tracker Filing	10-Mar-22

BLEND (EVA, NYMEX, HEDGED) PGC #39

SUMMARY OF COSTS AND VOLUMES
 PERIOD: 04/01/2022 THROUGH 11/30/22

SECTION 6
 PAGE 1 OF 8

FUEL COSTS - \$	Apr 22	May 22	Jun 22	Jul 22	Aug 22	Sep 22	Oct 22	Nov 22	TOTAL
PIPELINE LONG HAUL FT DEMAND	\$6,956,800	\$7,209,800	\$7,088,800	\$7,209,800	\$7,209,800	\$7,088,800	\$7,209,800	\$7,088,800	\$57,062,400
STORAGE & STORAGE RELATED COSTS	\$2,400,000	\$2,712,000	\$2,689,000	\$2,712,000	\$2,712,000	\$2,689,000	\$2,712,000	\$2,689,000	\$21,315,000
TOTAL COMM COSTS	18,936,000	15,061,000	8,191,000	7,179,000	7,225,000	7,928,000	17,615,000	35,435,000	\$117,570,000
TOTAL FUEL COSTS	\$28,292,800	\$24,982,800	\$17,968,800	\$17,100,800	\$17,146,800	\$17,705,800	\$27,536,800	\$45,212,800	\$195,947,400
LESS RATE IS EXCL \$	(\$4,000)	(\$5,000)	(\$4,000)	(\$5,000)	(\$5,000)	(\$5,000)	(\$5,000)	(\$5,000)	(\$38,000)
LESS RATE TCS EXCL \$	(\$98,000)	(\$93,000)	(\$40,000)	(\$31,000)	(\$39,000)	(\$29,000)	(\$48,000)	(\$34,000)	(\$412,000)
LESS RATE CGS EXCL \$	\$0	\$0	\$0	\$0	\$0	\$0	\$0	\$0	\$0
COSTS APPLICABLE TO PGC	\$28,190,800	\$24,884,800	\$17,924,800	\$17,064,800	\$17,102,800	\$17,671,800	\$27,483,800	\$45,173,800	\$195,497,400

VOLUMES - MCF

MCF PURCHASED FOR RESALE	4,226,917	2,577,502	1,419,258	1,238,984	1,242,135	1,432,448	3,214,724	6,302,764	21,654,732
LESS RATE IS EXCL MCF	(799)	(820)	(760)	(814)	(932)	(963)	(899)	(924)	(6,911)
LESS RATE TCS EXCL MCF	(14,391)	(11,436)	(4,972)	(3,824)	(4,788)	(3,752)	(6,152)	(4,248)	(53,562)
LESS RATE CGS EXCL MCF	0	0	0	0	0	0	0	0	0
MCF APPLICABLE TO PGC	4,211,727	2,565,246	1,413,526	1,234,347	1,236,415	1,427,733	3,207,673	6,297,592	21,594,260

	Apr 22	May 22	Jun 22	Jul 22	Aug 22	Sep 22	Oct 22	Nov 22	TOTAL
TRANSCO: FT ZONE 1-6	\$441,000	\$456,000	\$441,000	\$456,000	\$456,000	\$441,000	\$456,000	\$441,000	\$3,588,000
TRANSCO: FT ZONE 2-6	\$633,000	\$654,000	\$633,000	\$654,000	\$654,000	\$633,000	\$654,000	\$633,000	\$5,148,000
TRANSCO: FT ZONE 3-6	\$1,374,000	\$1,420,000	\$1,374,000	\$1,420,000	\$1,420,000	\$1,374,000	\$1,420,000	\$1,374,000	\$11,176,000
TRANSCO: SENTINEL ZONE 5-6	\$414,000	\$428,000	\$414,000	\$428,000	\$428,000	\$414,000	\$428,000	\$414,000	\$3,368,000
TRANSCO: FT ZONE 6 TW DEMAND	\$115,000	\$119,000	\$115,000	\$119,000	\$119,000	\$115,000	\$119,000	\$115,000	\$936,000
TRANSCO: FT ZONE 6 LEIDY DEMAND	\$321,000	\$332,000	\$321,000	\$332,000	\$332,000	\$321,000	\$332,000	\$321,000	\$2,612,000
TRANSCO: GSS DEM CHARGE	\$172,000	\$178,000	\$172,000	\$178,000	\$178,000	\$172,000	\$178,000	\$172,000	\$1,400,000
TRANSCO: GSS CAPACITY	\$50,000	\$52,000	\$50,000	\$52,000	\$52,000	\$50,000	\$52,000	\$50,000	\$408,000
TRANSCO: WSS DEM CHARGE	\$40,000	\$42,000	\$40,000	\$42,000	\$42,000	\$40,000	\$42,000	\$40,000	\$328,000
TRANSCO: WSS CAPACITY	\$37,000	\$38,000	\$37,000	\$38,000	\$38,000	\$37,000	\$38,000	\$37,000	\$300,000
TRANSCO: S2 DEM CHARGE	\$281,000	\$290,000	\$281,000	\$290,000	\$290,000	\$281,000	\$290,000	\$281,000	\$2,284,000
TRANSCO: S2 CAPACITY	\$99,000	\$102,000	\$99,000	\$102,000	\$102,000	\$99,000	\$102,000	\$99,000	\$804,000
TETCO: CDS STX-AAB	\$162,000	\$162,000	\$162,000	\$162,000	\$162,000	\$162,000	\$162,000	\$162,000	\$1,296,000
TETCO: CDS ETX-AAB	\$30,000	\$30,000	\$30,000	\$30,000	\$30,000	\$30,000	\$30,000	\$30,000	\$240,000
TETCO: CDS WLA-AAB	\$89,000	\$89,000	\$89,000	\$89,000	\$89,000	\$89,000	\$89,000	\$89,000	\$712,000
TETCO: CDS ELA-AAB	\$102,000	\$102,000	\$102,000	\$102,000	\$102,000	\$102,000	\$102,000	\$102,000	\$816,000
TETCO: CDS M1-M3	\$1,071,000	\$1,071,000	\$1,071,000	\$1,071,000	\$1,071,000	\$1,071,000	\$1,071,000	\$1,071,000	\$8,568,000
TETCO: FT-1 STX-AAB #800231	\$113,000	\$113,000	\$113,000	\$113,000	\$113,000	\$113,000	\$113,000	\$113,000	\$904,000
TETCO: FT-1 ETX-AAB #800231	\$20,000	\$20,000	\$20,000	\$20,000	\$20,000	\$20,000	\$20,000	\$20,000	\$160,000
TETCO: FT-1 WLA-AAB #800231	\$61,000	\$61,000	\$61,000	\$61,000	\$61,000	\$61,000	\$61,000	\$61,000	\$488,000
TETCO: FT-1 ELA-AAB #800231	\$68,000	\$68,000	\$68,000	\$68,000	\$68,000	\$68,000	\$68,000	\$68,000	\$544,000
TETCO: FT-1 M1-M3 #800231	\$753,000	\$753,000	\$753,000	\$753,000	\$753,000	\$753,000	\$753,000	\$753,000	\$6,024,000
TETCO FT ELA -AAB #910510	\$121,000	\$121,000	\$121,000	\$121,000	\$121,000	\$121,000	\$121,000	\$121,000	\$968,000
TETCO: FT-1 M1-M3 #910510	\$753,000	\$753,000	\$753,000	\$753,000	\$753,000	\$753,000	\$753,000	\$753,000	\$6,024,000
TETCO: FT-1 M3 LINE 1A	\$157,000	\$157,000	\$157,000	\$157,000	\$157,000	\$157,000	\$157,000	\$157,000	\$1,256,000
TETCO: SS-1 DEM CHARGE	\$753,000	\$753,000	\$753,000	\$753,000	\$753,000	\$753,000	\$753,000	\$753,000	\$6,024,000
TETCO: SS-1 SPACE CHARGE	\$211,000	\$211,000	\$211,000	\$211,000	\$211,000	\$211,000	\$211,000	\$211,000	\$1,688,000
TETCO: FTS-2 DEMAND	\$138,000	\$138,000	\$138,000	\$138,000	\$138,000	\$138,000	\$138,000	\$138,000	\$1,104,000
TETCO: FTS-7 DEMAND	\$222,000	\$222,000	\$222,000	\$222,000	\$222,000	\$222,000	\$222,000	\$222,000	\$1,776,000
TETCO: FTS-8 DEMAND	\$86,000	\$86,000	\$86,000	\$86,000	\$86,000	\$86,000	\$86,000	\$86,000	\$688,000
TETCO: LLFT DEMAND	\$0	\$0	\$0	\$0	\$0	\$0	\$0	\$0	\$0
TETCO: M2 FT1 DEMAND	\$300	\$300	\$300	\$300	\$300	\$300	\$300	\$300	\$2,400
TETCO: FT- RIV DEMAND	\$528,000	\$528,000	\$528,000	\$528,000	\$528,000	\$528,000	\$528,000	\$528,000	\$4,224,000
UGI RATE XD	\$24,000	\$24,000	\$24,000	\$24,000	\$24,000	\$24,000	\$24,000	\$24,000	\$192,000
EASTERN SHORE: FT DEMAND	\$94,000	\$94,000	\$94,000	\$94,000	\$94,000	\$94,000	\$94,000	\$94,000	\$752,000
EASTERN SHORE: ADD'L FT DEMAND	\$47,000	\$47,000	\$47,000	\$47,000	\$47,000	\$47,000	\$47,000	\$47,000	\$376,000
EGTS: GSS STOR DEMAND (A)	\$113,000	\$113,000	\$113,000	\$113,000	\$113,000	\$113,000	\$113,000	\$113,000	\$904,000
EGTS: GSS STOR CAPACITY (A)	\$106,000	\$106,000	\$106,000	\$106,000	\$106,000	\$106,000	\$106,000	\$106,000	\$848,000
NEXTERA: AMA Fee DEMAND	\$73,000	\$73,000	\$73,000	\$73,000	\$73,000	\$73,000	\$73,000	\$73,000	\$584,000
TETCO: FT-ZONE 3 DEMAND	\$0	\$100,000	\$100,000	\$100,000	\$100,000	\$100,000	\$100,000	\$100,000	\$0
EGTS FT - WINTER	\$0	\$98,000	\$98,000	\$98,000	\$98,000	\$98,000	\$98,000	\$98,000	\$0
EGTS GSS STOR DEMAND (B)	\$0	\$46,000	\$46,000	\$46,000	\$46,000	\$46,000	\$46,000	\$46,000	\$0
EGTS GSS STOR CAPACITY (B)	\$0	\$45,000	\$45,000	\$45,000	\$45,000	\$45,000	\$45,000	\$45,000	\$0
EGTS: FT CAPACITY DEMAND CHARGE	\$0	\$0	\$0	\$0	\$0	\$0	\$0	\$0	\$0
PEAKING SERVICE	\$0	\$0	\$0	\$0	\$0	\$0	\$0	\$0	\$0
LNG Trucking Call	\$0	\$0	\$0	\$0	\$0	\$0	\$0	\$0	\$0
Propane Trucking Call	\$0	\$0	\$0	\$0	\$0	\$0	\$0	\$0	\$0
Adelphia FT	\$172,000	\$314,000	\$304,000	\$314,000	\$314,000	\$304,000	\$314,000	\$304,000	\$0
Tioga/61 Commodities WINTER CALL	\$0.00	\$0.00	\$0.00	\$0.00	\$0.00	\$0.00	\$0.00	\$0.00	\$0.00
SUPPLIER TRANSCO 3113	0	0	0	0	0	0	0	0	0
SUPPLIER TETCO #7014	\$0.00	\$0.00	\$0.00	\$0.00	\$0.00	\$0.00	\$0.00	\$0.00	\$0.00
CapRelCred/Off SysSale/AMAs	(687,500)	(687,500)	(687,500)	(687,500)	(687,500)	(687,500)	(687,500)	(687,500)	(5,500,000)
TOTAL	9,356,800	9,921,800	9,777,800	9,921,800	9,921,800	9,777,800	9,921,800	9,777,800	78,377,400

	Apr 22	May 22	Jun 22	Jul 22	Aug 22	Sep 22	Oct 22	Nov 22	TOTAL
SUPPLIERS - TRANSCO	2,253,691	2,155,170	1,559,305	1,602,415	1,874,875	1,944,407	2,931,243	3,082,368	17,403,474
SUPPLIERS - TETCO	2,889,968	2,530,251	1,860,095	1,694,962	1,425,770	1,563,852	2,492,694	3,438,599	17,896,190
LP-AIR PEAK SHAVING	0	0	0	0	0	0	0	0	0
LNG INJECTION	0	0	0	0	0	(75,180)	(77,702)	0	(152,882)
LNG WITHDRAWAL	15,000	15,500	15,000	15,500	15,500	15,000	15,500	15,000	122,000
STG INJ: TRANSCO ESS	0	0	0	0	0	0	0	0	0
STG INJ: TRANSCO WSS	(324,423)	(336,040)	(325,200)	(336,040)	(336,040)	(325,200)	(336,052)	0	(2,318,995)
STG INJ: TRANSCO GSS	0	(296,453)	(286,890)	(296,453)	(296,453)	(286,890)	(296,408)	0	(1,759,547)
STG INJ: TRANSCO S2	0	(316,014)	(305,820)	(316,014)	(316,014)	(305,820)	(315,983)	0	(1,875,665)
STG INJ: TETCO SS-1	0	(613,583)	(593,790)	(613,583)	(613,583)	(593,790)	(613,700)	0	(3,642,029)
STG INJ: EGTS GSS	(322,048)	(332,785)	(322,050)	(332,785)	(332,785)	(322,050)	(332,775)	0	(2,297,278)
STG INJ: NEXTERA GSS	(128,875)	(133,176)	(128,880)	(133,176)	(133,176)	(128,880)	(133,148)	0	(919,311)
STG INJ: PEPL	0	0	0	0	0	0	0	0	0
STG WDL: TRANSCO ESS	0	0	0	0	0	0	0	0	0
STG WDL: TRANSCO WSS	0	0	0	0	0	0	0	0	0
STG WDL: TRANSCO GSS	0	0	0	0	0	0	0	0	0
STG WDL: TRANSCO S2	0	0	0	0	0	0	0	0	0
STG WDL: TETCO SS-1	0	0	0	0	0	0	0	0	0
STG WDL: EGTS GSS	0	0	0	0	0	0	0	0	0
STG WDL: NEXTERA GSS	0	0	0	0	0	0	0	0	0
STG WDL: PEPL	0	0	0	0	0	0	0	0	0
TOTAL COMM QUANTITY -DTH	4,383,313	2,672,869	1,471,770	1,284,827	1,288,094	1,485,449	3,333,669	6,535,966	22,455,957
TOTAL COMM QUANTITY -MCF	4,226,917	2,577,502	1,419,258	1,238,984	1,242,135	1,432,448	3,214,724	6,302,764	21,654,732

	Apr 22	May 22	Jun 22	Jul 22	Aug 22	Sep 22	Oct 22	Nov 22
-	-	-	-	-	-	-	-	-
SUPPLIERS - TRANSCO	\$4.32	\$5.65	\$5.58	\$5.61	\$5.63	\$5.34	\$5.28	\$5.42
SUPPLIERS - TETCO	\$4.32	\$5.65	\$5.58	\$5.61	\$5.63	\$5.34	\$5.28	\$5.42
LP-AIR PEAK SHAVING	\$12.07	\$12.07	\$12.07	\$12.07	\$12.07	\$12.07	\$12.07	\$12.07
LNG INJECTION	\$4.32	\$5.65	\$5.58	\$5.61	\$5.63	\$5.34	\$5.28	\$5.42
LNG WITHDRAWAL	\$3.96	\$3.96	\$3.96	\$3.96	\$3.96	\$4.17	\$4.35	\$4.35
STG INJ: TRANSCO ESS	\$4.32	\$5.65	\$5.58	\$5.61	\$5.63	\$5.34	\$5.28	\$5.42
STG INJ: TRANSCO WSS	\$4.32	\$5.65	\$5.58	\$5.61	\$5.63	\$5.34	\$5.28	\$5.42
STG INJ: TRANSCO GSS	\$4.32	\$5.65	\$5.58	\$5.61	\$5.63	\$5.34	\$5.28	\$5.42
STG INJ: TRANSCO S2	\$4.32	\$5.65	\$5.58	\$5.61	\$5.63	\$5.34	\$5.28	\$5.42
STG INJ: TETCO SS-1	\$4.32	\$5.65	\$5.58	\$5.61	\$5.63	\$5.34	\$5.28	\$5.42
STG INJ: EGTS GSS	\$4.32	\$5.65	\$5.58	\$5.61	\$5.63	\$5.34	\$5.28	\$5.42
STG INJ: NEXTERA GSS	\$4.32	\$5.65	\$5.58	\$5.61	\$5.63	\$5.34	\$5.28	\$5.42
STG INJ: PEPL	\$4.32	\$5.65	\$5.58	\$5.61	\$5.63	\$5.34	\$5.28	\$5.42
STG WDL: TRANSCO ESS	\$3.22	\$3.81	\$4.16	\$4.40	\$4.58	\$4.67	\$4.74	\$4.74
STG WDL: TRANSCO WSS	\$3.22	\$3.81	\$4.16	\$4.40	\$4.58	\$4.67	\$4.74	\$4.74
STG WDL: TRANSCO GSS	\$3.22	\$3.81	\$4.16	\$4.40	\$4.58	\$4.67	\$4.74	\$4.74
STG WDL: TRANSCO S2	\$3.22	\$3.81	\$4.16	\$4.40	\$4.58	\$4.67	\$4.74	\$4.74
STG WDL: TETCO SS-1	\$3.22	\$3.81	\$4.16	\$4.40	\$4.58	\$4.67	\$4.74	\$4.74
STG WDL: EGTS GSS	\$3.22	\$3.81	\$4.16	\$4.40	\$4.58	\$4.67	\$4.74	\$4.74
STG WDL: NEXTERA GSS	\$3.22	\$3.81	\$4.16	\$4.40	\$4.58	\$4.67	\$4.74	\$4.74
STG WDL: PEPL	\$3.22	\$3.81	\$4.16	\$4.40	\$4.58	\$4.67	\$4.74	\$4.74

	Apr 22	May 22	Jun 22	Jul 22	Aug 22	Sep 22	Oct 22	Nov 22	TOTAL
SUPPLIERS - TRANSCO	\$9,739,000	\$12,170,000	\$8,702,000	\$8,988,000	\$10,555,000	\$10,390,000	\$15,491,000	\$16,719,000	\$92,754,000
SUPPLIERS - TETCO	\$12,488,000	\$14,288,000	\$10,381,000	\$9,507,000	\$8,027,000	\$8,357,000	\$13,174,000	\$18,651,000	\$94,873,000
LP-AIR PEAK SHAVING	\$0	\$0	\$0	\$0	\$0	\$0	\$0	\$0	\$0
LNG INJECTION	\$0	\$0	\$0	\$0	\$0	-\$401,000	-\$410,000	\$0	-\$811,000
LNG WITHDRAWAL	\$59,000	\$61,000	\$59,000	\$61,000	\$61,000	\$63,000	\$67,000	\$65,000	\$496,000
STG INJ: TRANSCO ESS	\$0	\$0	\$0	\$0	\$0	\$0	\$0	\$0	\$0
STG INJ: TRANSCO WSS	-\$1,402,000	-\$1,899,000	-\$1,815,000	-\$1,885,000	-\$1,892,000	-\$1,737,000	-\$1,774,000	\$0	-\$12,404,000
STG INJ: TRANSCO GSS	\$0	-\$1,675,000	-\$1,601,000	-\$1,663,000	-\$1,669,000	-\$1,532,000	-\$1,565,000	\$0	-\$9,705,000
STG INJ: TRANSCO S2	\$0	-\$1,785,000	-\$1,706,000	-\$1,773,000	-\$1,779,000	-\$1,633,000	-\$1,668,000	\$0	-\$10,344,000
STG INJ: TETCO SS-1	\$0	-\$3,467,000	-\$3,313,000	-\$3,442,000	-\$3,454,000	-\$3,171,000	-\$3,240,000	\$0	-\$20,087,000
STG INJ: EGTS GSS	-\$1,391,000	-\$1,880,000	-\$1,797,000	-\$1,867,000	-\$1,874,000	-\$1,720,000	-\$1,757,000	\$0	-\$12,286,000
STG INJ: NEXTERA GSS	-\$557,000	-\$752,000	-\$719,000	-\$747,000	-\$750,000	-\$688,000	-\$703,000	\$0	-\$4,916,000
STG INJ: PEPL	\$0	\$0	\$0	\$0	\$0	\$0	\$0	\$0	\$0
STG WDL: TRANSCO ESS	\$0	\$0	\$0	\$0	\$0	\$0	\$0	\$0	\$0
STG WDL: TRANSCO WSS	\$0	\$0	\$0	\$0	\$0	\$0	\$0	\$0	\$0
STG WDL: TRANSCO GSS	\$0	\$0	\$0	\$0	\$0	\$0	\$0	\$0	\$0
STG WDL: TRANSCO S2	\$0	\$0	\$0	\$0	\$0	\$0	\$0	\$0	\$0
STG WDL: TETCO SS-1	\$0	\$0	\$0	\$0	\$0	\$0	\$0	\$0	\$0
STG WDL: EGTS GSS	\$0	\$0	\$0	\$0	\$0	\$0	\$0	\$0	\$0
STG WDL: NEXTERA GSS	\$0	\$0	\$0	\$0	\$0	\$0	\$0	\$0	\$0
STG WDL: PEPL	\$0	\$0	\$0	\$0	\$0	\$0	\$0	\$0	\$0
STG WDL: VARIABLE COSTS	0	0	0	0	0	0	0	0	0
TOTAL \$	18,936,000	15,061,000	8,191,000	7,179,000	7,225,000	7,928,000	17,615,000	35,435,000	\$117,570,000
AVG COMM \$/DTH	\$4.32	\$5.63	\$5.57	\$5.59	\$5.61	\$5.34	\$5.28	\$5.42	\$5.24
AVG COMM \$/MCF	\$4.48	\$5.84	\$5.78	\$5.80	\$5.82	\$5.54	\$5.48	\$5.62	\$5.43

SECTION 7 - PGC #39

SUMMARY OF COSTS AND VOLUMES
 PERIOD: 12/01/2022 through 11/30/23

SECTION 7
 PAGE 1 OF 8

	Dec-22	Jan-23	Feb-23	Mar-23	Apr-23	May-23	Jun-23	Jul-23	Aug-23	Sep-23	Oct-23	Nov-23	TOTAL
FUEL COSTS - \$													
PIPELINE LONG HAUL FT DEMAND	\$7,352,800	\$7,352,800	\$6,992,800	\$7,209,800	\$7,088,800	\$7,209,800	\$7,088,800	\$7,209,800	\$7,209,800	\$7,088,800	\$7,209,800	\$7,088,800	\$86,102,600
STORAGE & STORAGE RELATED COSTS	\$3,533,000	\$3,533,000	\$3,386,000	\$3,533,000	\$2,689,000	\$2,712,000	\$2,689,000	\$2,712,000	\$2,712,000	\$2,689,000	\$2,712,000	\$2,823,000	\$35,723,000
TOTAL COMM COSTS	\$59,923,250	\$73,901,250	\$60,998,000	\$45,030,500	\$18,109,000	\$10,615,000	\$6,193,000	\$5,579,000	\$5,403,000	\$5,449,000	\$11,859,000	\$25,072,000	\$328,132,000
TOTAL FUEL COSTS	\$70,809,050	\$84,787,050	\$71,376,800	\$55,773,300	\$27,886,800	\$20,536,800	\$15,970,800	\$15,500,800	\$15,324,800	\$15,226,800	\$21,780,800	\$34,983,800	\$449,957,600
LESS RATE IS EXCL \$	-\$6,000	-\$6,000	-\$6,000	-\$5,000	-\$3,000	-\$3,000	-\$3,000	-\$3,000	-\$3,000	-\$3,000	-\$3,000	-\$3,000	-\$47,000
LESS RATE TCS EXCL \$	-\$156,000	-\$201,000	-\$187,000	-\$200,000	-\$87,000	-\$65,000	-\$28,000	-\$22,000	-\$27,000	-\$20,000	-\$32,000	-\$24,000	-\$1,049,000
LESS RATE CGS EXCL \$	\$0	\$0	\$0	\$0	\$0	\$0	\$0	\$0	\$0	\$0	\$0	\$0	\$0
COSTS APPLICABLE TO PGC	\$70,647,050	\$84,580,050	\$71,183,800	\$55,568,300	\$27,796,800	\$20,468,800	\$15,939,800	\$15,475,800	\$15,294,800	\$15,203,800	\$21,745,800	\$34,956,800	\$448,861,600
MCF PURCHASED FOR RESALE	10,533,260	12,381,725	10,431,195	8,467,683	4,468,334	2,891,175	1,665,199	1,477,478	1,480,313	1,648,235	3,534,598	6,655,967	65,635,161
LESS RATE IS EXCL MCF	(1,021)	(985)	(1,014)	(880)	(799)	(820)	(761)	(815)	(932)	(964)	(899)	(924)	(10,814)
LESS RATE TCS EXCL MCF	(20,616)	(25,702)	(24,268)	(27,844)	(14,659)	(11,696)	(5,049)	(3,894)	(4,937)	(3,799)	(6,216)	(4,321)	(152,999)
LESS RATE CGS EXCL MCF	0	0	0	0	0	0	0	0	0	0	0	0	0
MCF APPLICABLE TO PGC	10,511,623	12,355,038	10,405,913	8,438,959	4,452,876	2,878,659	1,659,389	1,472,770	1,474,444	1,643,472	3,527,483	6,650,722	65,471,348

	Dec-22	Jan-23	Feb-23	Mar-23	Apr-23	May-23	Jun-23	Jul-23	Aug-23	Sep-23	Oct-23	Nov-23	TOTAL
TRANSCO: FT ZONE 1-6	\$456,000	\$456,000	\$412,000	\$456,000	\$441,000	\$456,000	\$441,000	\$456,000	\$456,000	\$441,000	\$456,000	\$441,000	\$5,368,000
TRANSCO: FT ZONE 2-6	\$654,000	\$654,000	\$591,000	\$654,000	\$633,000	\$654,000	\$633,000	\$654,000	\$654,000	\$633,000	\$654,000	\$633,000	\$7,701,000
TRANSCO: FT ZONE 3-6	\$1,420,000	\$1,420,000	\$1,282,000	\$1,420,000	\$1,374,000	\$1,420,000	\$1,374,000	\$1,420,000	\$1,420,000	\$1,374,000	\$1,420,000	\$1,374,000	\$16,718,000
TRANSCO: SENTINEL ZONE 5-6	\$428,000	\$428,000	\$387,000	\$428,000	\$414,000	\$428,000	\$414,000	\$428,000	\$428,000	\$414,000	\$428,000	\$414,000	\$5,039,000
TRANSCO: FT ZONE 6 TW DEMAND	\$119,000	\$119,000	\$107,000	\$119,000	\$115,000	\$119,000	\$115,000	\$119,000	\$119,000	\$115,000	\$119,000	\$115,000	\$1,400,000
TRANSCO: FT ZONE 6 LEIDY DEMAND	\$332,000	\$332,000	\$300,000	\$332,000	\$321,000	\$332,000	\$321,000	\$332,000	\$332,000	\$321,000	\$332,000	\$321,000	\$3,908,000
TRANSCO: GSS DEM CHARGE	\$178,000	\$178,000	\$161,000	\$178,000	\$172,000	\$178,000	\$172,000	\$178,000	\$178,000	\$172,000	\$178,000	\$172,000	\$2,095,000
TRANSCO: GSS CAPACITY	\$52,000	\$52,000	\$47,000	\$52,000	\$50,000	\$52,000	\$50,000	\$52,000	\$52,000	\$50,000	\$52,000	\$50,000	\$611,000
TRANSCO: WSS DEM CHARGE	\$42,000	\$42,000	\$38,000	\$42,000	\$40,000	\$42,000	\$40,000	\$42,000	\$42,000	\$40,000	\$42,000	\$40,000	\$492,000
TRANSCO: WSS CAPACITY	\$38,000	\$38,000	\$34,000	\$38,000	\$37,000	\$38,000	\$37,000	\$38,000	\$38,000	\$37,000	\$38,000	\$37,000	\$448,000
TRANSCO: S2 DEM CHARGE	\$290,000	\$290,000	\$262,000	\$290,000	\$281,000	\$290,000	\$281,000	\$290,000	\$290,000	\$281,000	\$290,000	\$281,000	\$3,416,000
TRANSCO: S2 CAPACITY	\$102,000	\$102,000	\$92,000	\$102,000	\$99,000	\$102,000	\$99,000	\$102,000	\$102,000	\$99,000	\$102,000	\$99,000	\$1,202,000
TETCO: CDS STX-AAB	\$162,000	\$162,000	\$162,000	\$162,000	\$162,000	\$162,000	\$162,000	\$162,000	\$162,000	\$162,000	\$162,000	\$162,000	\$1,944,000
TETCO: CDS ETX-AAB	\$30,000	\$30,000	\$30,000	\$30,000	\$30,000	\$30,000	\$30,000	\$30,000	\$30,000	\$30,000	\$30,000	\$30,000	\$360,000
TETCO: CDS WLA-AAB	\$89,000	\$89,000	\$89,000	\$89,000	\$89,000	\$89,000	\$89,000	\$89,000	\$89,000	\$89,000	\$89,000	\$89,000	\$1,068,000
TETCO: CDS ELA-AAB	\$102,000	\$102,000	\$102,000	\$102,000	\$102,000	\$102,000	\$102,000	\$102,000	\$102,000	\$102,000	\$102,000	\$102,000	\$1,224,000
TETCO: CDS M1-M3	\$1,071,000	\$1,071,000	\$1,071,000	\$1,071,000	\$1,071,000	\$1,071,000	\$1,071,000	\$1,071,000	\$1,071,000	\$1,071,000	\$1,071,000	\$1,071,000	\$12,852,000
TETCO: FT-1 STX-AAB #800231	\$113,000	\$113,000	\$113,000	\$113,000	\$113,000	\$113,000	\$113,000	\$113,000	\$113,000	\$113,000	\$113,000	\$113,000	\$1,356,000
TETCO: FT-1 ETX-AAB #800231	\$20,000	\$20,000	\$20,000	\$20,000	\$20,000	\$20,000	\$20,000	\$20,000	\$20,000	\$20,000	\$20,000	\$20,000	\$240,000
TETCO: FT-1 WLA-AAB #800231	\$61,000	\$61,000	\$61,000	\$61,000	\$61,000	\$61,000	\$61,000	\$61,000	\$61,000	\$61,000	\$61,000	\$61,000	\$732,000
TETCO: FT-1 ELA-AAB #800231	\$68,000	\$68,000	\$68,000	\$68,000	\$68,000	\$68,000	\$68,000	\$68,000	\$68,000	\$68,000	\$68,000	\$68,000	\$816,000
TETCO: FT-1 M1-M3 #800231	\$753,000	\$753,000	\$753,000	\$753,000	\$753,000	\$753,000	\$753,000	\$753,000	\$753,000	\$753,000	\$753,000	\$753,000	\$9,036,000
TETCO FT ELA -AAB #910510	\$121,000	\$121,000	\$121,000	\$121,000	\$121,000	\$121,000	\$121,000	\$121,000	\$121,000	\$121,000	\$121,000	\$121,000	\$1,452,000
TETCO: FT-1 M1-M3 #910510	\$753,000	\$753,000	\$753,000	\$753,000	\$753,000	\$753,000	\$753,000	\$753,000	\$753,000	\$753,000	\$753,000	\$753,000	\$9,036,000
TETCO: FT-1 M3 LINE 1A	\$157,000	\$157,000	\$157,000	\$157,000	\$157,000	\$157,000	\$157,000	\$157,000	\$157,000	\$157,000	\$157,000	\$157,000	\$1,884,000
TETCO: SS-1 DEM CHARGE	\$753,000	\$753,000	\$753,000	\$753,000	\$753,000	\$753,000	\$753,000	\$753,000	\$753,000	\$753,000	\$753,000	\$753,000	\$9,036,000
TETCO: SS-1 SPACE CHARGE	\$211,000	\$211,000	\$211,000	\$211,000	\$211,000	\$211,000	\$211,000	\$211,000	\$211,000	\$211,000	\$211,000	\$211,000	\$2,532,000
TETCO: FTS-2 DEMAND	\$138,000	\$138,000	\$138,000	\$138,000	\$138,000	\$138,000	\$138,000	\$138,000	\$138,000	\$138,000	\$138,000	\$138,000	\$1,656,000
TETCO: FTS-7 DEMAND	\$222,000	\$222,000	\$222,000	\$222,000	\$222,000	\$222,000	\$222,000	\$222,000	\$222,000	\$222,000	\$222,000	\$222,000	\$2,664,000
TETCO: FTS-8 DEMAND	\$86,000	\$86,000	\$86,000	\$86,000	\$86,000	\$86,000	\$86,000	\$86,000	\$86,000	\$86,000	\$86,000	\$86,000	\$1,032,000
TETCO: LLFT DEMAND	\$0	\$0	\$0	\$0	\$0	\$0	\$0	\$0	\$0	\$0	\$0	\$0	\$0
TETCO: M2 FT1 DEMAND	\$300	\$300	\$300	\$300	\$300	\$300	\$300	\$300	\$300	\$300	\$300	\$300	\$3,600
TETCO: FT- RIV DEMAND	\$528,000	\$528,000	\$528,000	\$528,000	\$528,000	\$528,000	\$528,000	\$528,000	\$528,000	\$528,000	\$528,000	\$528,000	\$6,336,000
UGI RATE XD	\$24,000	\$24,000	\$24,000	\$24,000	\$24,000	\$24,000	\$24,000	\$24,000	\$24,000	\$24,000	\$24,000	\$24,000	\$288,000
EASTERN SHORE: FT DEMAND	\$94,000	\$94,000	\$94,000	\$94,000	\$94,000	\$94,000	\$94,000	\$94,000	\$94,000	\$94,000	\$94,000	\$94,000	\$1,128,000
EASTERN SHORE: ADD'L FT DEMAND	\$47,000	\$47,000	\$47,000	\$47,000	\$47,000	\$47,000	\$47,000	\$47,000	\$47,000	\$47,000	\$47,000	\$47,000	\$564,000
EGTS: GSS STOR DEMAND (A)	\$113,000	\$113,000	\$113,000	\$113,000	\$113,000	\$113,000	\$113,000	\$113,000	\$113,000	\$113,000	\$113,000	\$113,000	\$1,356,000
EGTS: GSS STOR CAPACITY (A)	\$106,000	\$106,000	\$106,000	\$106,000	\$106,000	\$106,000	\$106,000	\$106,000	\$106,000	\$106,000	\$106,000	\$106,000	\$1,272,000
NEXTERA: AMA Fee DEMAND	\$73,000	\$73,000	\$73,000	\$73,000	\$73,000	\$73,000	\$73,000	\$73,000	\$73,000	\$73,000	\$73,000	\$73,000	\$876,000
TETCO: FT-ZONE 3 DEMAND	\$100,000	\$100,000	\$100,000	\$100,000	\$100,000	\$100,000	\$100,000	\$100,000	\$100,000	\$100,000	\$100,000	\$100,000	\$1,200,000
EGTS FT - WINTER	\$98,000	\$98,000	\$98,000	\$98,000	\$98,000	\$98,000	\$98,000	\$98,000	\$98,000	\$98,000	\$98,000	\$98,000	\$1,176,000
EGTS: GSS STOR DEMAND (B)	\$46,000	\$46,000	\$46,000	\$46,000	\$46,000	\$46,000	\$46,000	\$46,000	\$46,000	\$46,000	\$46,000	\$46,000	\$552,000
EGTS: GSS STOR CAPACITY (B)	\$45,000	\$45,000	\$45,000	\$45,000	\$45,000	\$45,000	\$45,000	\$45,000	\$45,000	\$45,000	\$45,000	\$45,000	\$540,000
EGTS: FT CAPACITY DEMAND CHARGE	\$0	\$0	\$0	\$0	\$0	\$0	\$0	\$0	\$0	\$0	\$0	\$0	\$0
PEAKING SERVICE	\$143,000	\$143,000	\$143,000	\$0	\$0	\$0	\$0	\$0	\$0	\$0	\$0	\$0	\$429,000
LNG Trucking Call LNG Trucking Call	\$0	\$0	\$0	\$0	\$0	\$0	\$0	\$0	\$0	\$0	\$0	\$134,000	\$134,000
Propane Trucking Call	\$0	\$0	\$0	\$0	\$0	\$0	\$0	\$0	\$0	\$0	\$0	\$0	\$0
Adelphia FT	314,000.00	314,000.00	284,000.00	314,000.00	304,000.00	314,000.00	304,000.00	314,000.00	314,000.00	304,000.00	314,000.00	304,000.00	3,698,000.00
Tioga/61 Commodoties WINTER CALL	821,000.00	821,000.00	742,000.00	821,000.00	0.00	0.00	0.00	0.00	0.00	0.00	0.00	0.00	3,205,000.00
PLANALYTICS	0.00	0.00	0.00	0.00	0.00	0.00	0.00	0.00	0.00	0.00	0.00	0.00	0.00
CapRelCred/Off SysSale/AMAs	(687,500)	(687,500)	(687,500)	(687,500)	(687,500)	(687,500)	(687,500)	(687,500)	(687,500)	(687,500)	(687,500)	(687,500)	(8,250,000)
Total	10,885,800	10,885,800	10,378,800	10,742,800	9,777,800	9,921,800	9,777,800	9,921,800	9,921,800	9,777,800	9,921,800	9,911,800	121,825,600

	Dec-22	Jan-23	Feb-23	Mar-23	Apr-23	May-23	Jun-23	Jul-23	Aug-23	Sep-23	Oct-23	Nov-23	TOTAL
SUPPLIERS - TRANSCO	3,476,937	3,512,655	3,426,734	2,965,620	2,023,664	2,584,612	1,944,074	2,018,238	2,360,734	2,353,052	3,397,273	3,255,499	33,319,092
SUPPLIERS - TETCO	3,209,480	4,179,330	3,469,843	3,643,231	2,594,998	3,034,432	2,319,087	2,134,801	1,795,246	1,892,517	2,889,000	3,631,739	34,793,704
LP-AIR PEAK SHAVING	0	0	0	0	0	0	0	0	0	0	0	0	0
LNG INJECTION	0	0	0	0	0	(186,000)	(180,000)	(186,000)	(186,000)	(180,000)	(186,000)	0	(1,104,000)
LNG WITHDRAWAL	15,500	7,500	379,723	530,277	15,000	15,500	15,000	15,500	15,500	15,000	15,500	15,000	1,055,000
STG INJ: TRANSCO WSS	0	0	0	0	0	(465,961)	(450,930)	(465,961)	(465,961)	(450,930)	(465,961)	0	(2,765,704)
STG INJ: TRANSCO GSS	0	0	0	0	0	(337,032)	(326,160)	(337,032)	(337,032)	(326,160)	(337,032)	0	(2,000,448)
STG INJ: TRANSCO S2	0	0	0	0	0	(353,710)	(342,300)	(353,710)	(353,710)	(342,300)	(353,710)	0	(2,099,440)
STG INJ: TETCO SS-1	0	0	0	0	0	(696,508)	(674,040)	(696,508)	(696,508)	(674,040)	(696,508)	0	(4,134,112)
STG INJ: TETCO EGTS/GSS	0	0	0	0	0	(420,267)	(406,710)	(420,267)	(420,267)	(406,710)	(420,267)	0	(2,494,488)
STG INJ: NEXTERA GSS	0	0	0	0	0	(176,917)	(171,210)	(176,917)	(176,917)	(171,210)	(176,917)	0	(1,050,088)
STG WDL: TRANSCO WSS	753,649	895,867	596,501	519,601	0	0	0	0	0	0	0	0	2,765,618
STG WDL: TRANSCO GSS	594,676	706,896	416,947	281,873	0	0	0	0	0	0	0	0	2,000,392
STG WDL: TRANSCO S2	716,647	851,883	410,524	120,442	0	0	0	0	0	0	0	0	2,099,496
STG WDL: TETCO SS-1	1,102,431	1,433,161	1,378,039	220,487	0	0	0	0	0	0	0	0	4,134,118
STG WDL: TETCO EGTS/GSS	741,571	881,510	519,940	351,501	0	0	0	0	0	0	0	0	2,494,522
STG WDL: NEXTERA GSS	312,100	371,047	218,898	147,955	0	0	0	0	0	0	0	0	1,050,000
=====													
TOTAL COMM QUANTITY -DTH	10,922,990	12,839,849	10,817,149	8,780,987	4,633,662	2,998,149	1,726,811	1,532,145	1,535,085	1,709,219	3,665,378	6,902,237	68,063,662
=====													
TOTAL COMM QUANTITY -MCF	10,533,260	12,381,725	10,431,195	8,467,683	4,468,334	2,891,175	1,665,199	1,477,478	1,480,313	1,648,235	3,534,598	6,655,967	65,635,161
=====													

	Dec-22	Jan-23	Feb-23	Mar-23	Apr-23	May-23	Jun-23	Jul-23	Aug-23	Sep-23	Oct-23	Nov-23
SUPPLIERS - TRANSCO	\$5.92	\$6.40	\$6.15	\$5.30	\$3.91	\$3.54	\$3.57	\$3.63	\$3.52	\$3.17	\$3.23	\$3.63
SUPPLIERS - TETCO	\$5.92	\$6.40	\$6.15	\$5.30	\$3.91	\$3.54	\$3.57	\$3.63	\$3.52	\$3.17	\$3.23	\$3.63
LP-AIR PEAK SHAVING	\$12.07	\$12.07	\$12.07	\$12.07	\$12.07	\$12.07	\$12.07	\$12.07	\$12.07	\$12.07	\$12.07	\$12.07
LNG INJECTION	\$5.92	\$6.40	\$6.15	\$5.30	\$3.91	\$3.54	\$3.57	\$3.63	\$3.52	\$3.17	\$3.23	\$3.63
LNG WITHDRAWAL	\$4.09	\$4.09	\$4.10	\$4.09	\$4.09	\$4.37	\$4.49	\$4.57	\$4.60	\$4.54	\$4.50	\$4.50
STG INJ: TRANSCO WSS	\$5.92	\$6.40	\$6.15	\$5.30	\$3.91	\$3.54	\$3.57	\$3.63	\$3.52	\$3.17	\$3.23	\$3.63
STG INJ: TRANSCO GSS	\$5.92	\$6.40	\$6.15	\$5.30	\$3.91	\$3.54	\$3.57	\$3.63	\$3.52	\$3.17	\$3.23	\$3.63
STG INJ: TRANSCO S2	\$5.92	\$6.40	\$6.15	\$5.30	\$3.91	\$3.54	\$3.57	\$3.63	\$3.52	\$3.17	\$3.23	\$3.63
STG INJ: TETCO SS-1	\$5.92	\$6.40	\$6.15	\$5.30	\$3.91	\$3.54	\$3.57	\$3.63	\$3.52	\$3.17	\$3.23	\$3.63
STG INJ: TETCO EGTS/GSS	\$5.92	\$6.40	\$6.15	\$5.30	\$3.91	\$3.54	\$3.57	\$3.63	\$3.52	\$3.17	\$3.23	\$3.63
STG INJ: NEXTERA GSS	\$5.92	\$6.40	\$6.15	\$5.30	\$3.91	\$3.54	\$3.57	\$3.63	\$3.52	\$3.17	\$3.23	\$3.63
STG WDL: TRANSCO WSS	\$4.75	\$4.74	\$4.75	\$4.74	\$4.74	\$4.29	\$4.10	\$4.01	\$3.93	\$3.82	\$3.75	\$3.75
STG WDL: TRANSCO GSS	\$4.75	\$4.74	\$4.75	\$4.74	\$4.74	\$4.29	\$4.10	\$4.01	\$3.93	\$3.82	\$3.75	\$3.75
STG WDL: TRANSCO S2	\$4.75	\$4.74	\$4.75	\$4.74	\$4.74	\$4.29	\$4.10	\$4.01	\$3.93	\$3.82	\$3.75	\$3.75
STG WDL: TETCO SS-1	\$4.75	\$4.74	\$4.75	\$4.74	\$4.74	\$4.29	\$4.10	\$4.01	\$3.93	\$3.82	\$3.75	\$3.75
STG WDL: TETCO EGTS/GSS	\$4.75	\$4.74	\$4.75	\$4.74	\$4.74	\$4.29	\$4.10	\$4.01	\$3.93	\$3.82	\$3.75	\$3.75
STG WDL: NEXTERA GSS	\$4.75	\$4.74	\$4.75	\$4.74	\$4.74	\$4.29	\$4.10	\$4.01	\$3.93	\$3.82	\$3.75	\$3.75

	Dec-22	Jan-23	Feb-23	Mar-23	Apr-23	May-23	Jun-23	Jul-23	Aug-23	Sep-23	Oct-23	Nov-23	TOTAL
SUPPLIERS - TRANSCO	\$20,575,000	\$22,472,000	\$21,067,000	\$15,705,000	\$7,908,000	\$9,144,000	\$6,947,000	\$7,327,000	\$8,300,000	\$7,465,000	\$10,973,000	\$11,819,000	\$149,702,000
SUPPLIERS - TETCO	\$18,992,000	\$26,737,000	\$21,332,000	\$19,293,000	\$10,140,000	\$10,736,000	\$8,287,000	\$7,750,000	\$6,312,000	\$6,004,000	\$9,331,000	\$13,185,000	\$158,099,000
LP-AIR PEAK SHAVING	\$0	\$0	\$0	\$0	\$0	\$0	\$0	\$0	\$0	\$0	\$0	\$0	\$0
LNG INJECTION	\$0	\$0	\$0	\$0	\$0	-\$658,000	-\$643,000	-\$675,000	-\$655,000	-\$571,000	-\$601,000	\$0	-\$3,803,000
LNG WITHDRAWAL	\$63,000	\$31,000	\$1,557,000	\$2,169,000	\$61,000	\$68,000	\$67,000	\$71,000	\$71,000	\$68,000	\$70,000	\$68,000	\$4,364,000
STG INJ: TRANSCO WSS	\$0	\$0	\$0	\$0	\$0	-\$1,650,000	-\$1,610,000	-\$1,691,000	-\$1,640,000	-\$1,429,000	-\$1,505,000	\$0	-\$9,525,000
STG INJ: TRANSCO GSS	\$0	\$0	\$0	\$0	\$0	-\$1,193,000	-\$1,164,000	-\$1,223,000	-\$1,186,000	-\$1,034,000	-\$1,089,000	\$0	-\$6,889,000
STG INJ: TRANSCO S2	\$0	\$0	\$0	\$0	\$0	-\$1,252,000	-\$1,222,000	-\$1,284,000	-\$1,245,000	-\$1,085,000	-\$1,142,000	\$0	-\$7,230,000
STG INJ: TETCO SS-1	\$0	\$0	\$0	\$0	\$0	-\$2,466,000	-\$2,406,000	-\$2,528,000	-\$2,452,000	-\$2,137,000	-\$2,250,000	\$0	-\$14,239,000
STG INJ: TETCO EGTS/GSS	\$0	\$0	\$0	\$0	\$0	-\$1,488,000	-\$1,452,000	-\$1,526,000	-\$1,479,000	-\$1,289,000	-\$1,357,000	\$0	-\$8,591,000
STG INJ: NEXTERA GSS	\$0	\$0	\$0	\$0	\$0	-\$626,000	-\$611,000	-\$642,000	-\$623,000	-\$543,000	-\$571,000	\$0	-\$3,616,000
STG WDL: TRANSCO WSS	\$3,580,000	\$4,246,000	\$2,833,000	\$2,463,000	\$0	\$0	\$0	\$0	\$0	\$0	\$0	\$0	\$13,122,000
STG WDL: TRANSCO GSS	\$2,825,000	\$3,351,000	\$1,980,000	\$1,336,000	\$0	\$0	\$0	\$0	\$0	\$0	\$0	\$0	\$9,492,000
STG WDL: TRANSCO S2	\$3,404,000	\$4,038,000	\$1,950,000	\$571,000	\$0	\$0	\$0	\$0	\$0	\$0	\$0	\$0	\$9,963,000
STG WDL: TETCO SS-1	\$5,237,000	\$6,793,000	\$6,546,000	\$1,045,000	\$0	\$0	\$0	\$0	\$0	\$0	\$0	\$0	\$19,621,000
STG WDL: TETCO EGTS/GSS	\$3,522,000	\$4,178,000	\$2,470,000	\$1,666,000	\$0	\$0	\$0	\$0	\$0	\$0	\$0	\$0	\$11,836,000
STG WDL: NEXTERA GSS	\$1,482,000	\$1,759,000	\$1,040,000	\$701,000	\$0	\$0	\$0	\$0	\$0	\$0	\$0	\$0	\$4,982,000
STG WDL: VARIABLE COSTS	\$220,000	\$273,000	\$202,000	\$59,000	\$0	\$0	\$0	\$0	\$0	\$0	\$0	\$0	\$754,000
EASTER SHORE VARIABLE COST	\$0	\$0	\$0	\$0	\$0	\$0	\$0	\$0	\$0	\$0	\$0	\$0	\$0
EGTS FT VARIABLE CHARGES	\$23,250	\$23,250	\$21,000	\$22,500	\$0	\$0	\$0	\$0	\$0	\$0	\$0	\$0	\$90,000
	\$0	\$0	\$0	\$0	\$0	\$0	\$0	\$0	\$0	\$0	\$0	\$0	\$0
	\$0	\$0	\$0	\$0	\$0	\$0	\$0	\$0	\$0	\$0	\$0	\$0	\$0
	\$0	\$0	\$0	\$0	\$0	\$0	\$0	\$0	\$0	\$0	\$0	\$0	\$0
	\$0	\$0	\$0	\$0	\$0	\$0	\$0	\$0	\$0	\$0	\$0	\$0	\$0
TOTAL \$	\$59,923,250	\$73,901,250	\$60,998,000	\$45,030,500	\$18,109,000	\$10,615,000	\$6,193,000	\$5,579,000	\$5,403,000	\$5,449,000	\$11,859,000	\$25,072,000	\$328,132,000
AVG COMM \$/DTH	\$5.49	\$5.76	\$5.64	\$5.13	\$3.91	\$3.54	\$3.59	\$3.64	\$3.52	\$3.19	\$3.24	\$3.63	\$4.82
AVG COMM \$/MCF	\$5.69	\$5.97	\$5.85	\$5.32	\$4.05	\$3.67	\$3.72	\$3.77	\$3.65	\$3.31	\$3.36	\$3.76	\$5.00

CURRENT FUEL PROCUREMENT PRACTICES

PECO Energy Company (“PECO” or the “Company”) continues its long-standing commitment to minimizing overall purchased gas costs while maintaining secure, long-term supply and deliverability to meet the demand of its firm customers, a significant portion of which is weather sensitive.

To understand PECO’s least cost gas procurement strategy, a brief overview of PECO’s supply and capacity portfolio is necessary. PECO’s capacity portfolio consists of three distinct tiers: (1) firm transportation services; (2) firm storage services (Tier I Balancing Assets); and (3) peaking capacity, which consists of PECO-owned liquefied natural gas (“LNG”) and propane-air facilities and third-party delivered peaking services (including Tier II Balancing Assets, as discussed below). In general, PECO purchases gas directly from suppliers in producing areas and has such gas transported to PECO’s city gate (“CG”) or to storage injection points pursuant to PECO’s contracts with interstate pipelines. PECO supplements this supply from an array of supply and storage contracts with pipelines and natural gas suppliers to satisfy daily demand requirements, as more fully discussed below.

FIRM TRANSPORTATION CONTRACTS

As shown in the table below, PECO has seventeen (17) firm transportation contracts with four interstate pipelines – Texas Eastern (“TETCO”), Transcontinental (“Transco”), Eastern Gas Transmission and Storage (EGTS) , and Eastern Shore Natural Gas (“Eastern Shore”). The transportation contracts have various receipt areas, delivery areas and associations with storage or upstream contracts; accordingly the contracts are utilized in different ways. The different contract functionalities can be divided into four categories:

- A. Under contracts 1, 2, 5, 6, 7, 8 and 11, PECO flows gas purchased from production areas under long-term, seasonal, and spot purchase agreements with its suppliers to PECO’s distribution system.
- B. Contracts 3 and 4 have dual functionality. In addition to the functionality described in category (A) above, they are also used to transport withdrawals from WSS Storage. Taken together, contracts in categories (A) and (B) represent about one third of PECO’s peak day supply.
- C. Contracts 9,10, 15 and 16 are used to transport gas withdrawals from pipeline storage to PECO’s CG.
- D. Contracts 12, 13, 14 and 17 are utilized to transport gas from an interconnect with an upstream contract in category (A) or (B) to specific locations on PECO’s distribution system.

Firm Transportation Contracts on Interstate Pipelines							
	Pipeline	Name	Contract #	Dth/d	Receipt Area	Delivery Area	Notes
1	Transco	Transco Sentinel	1089628	25,000	Transco Z5	PECO CG	
2	Transco	Transco Leidy/TW	1044182	30,000	Leidy	PECO CG	
3	Transco	Transco Winter FT	1005000	4,554	Gulf	PECO CG	Can be used for WSS withdrawals
4	Transco	FT	1003693	154,278	Gulf	PECO CG	Can be used for WSS withdrawals
5	TETCO	FT-1	800231	35,000	Gulf/SW PA	PECO CG	
6	TETCO	FT-1	910510	35,000	Gulf/SW PA	PECO CG	
7	TETCO	CDS	800407	49,286	Gulf/SW PA	PECO CG	
8	TETCO	FTS-2	330614	13,486	SW PA	PECO CG	
9	TETCO	FTS-7	331718	24,170	DTI GSS-A	PECO CG	Only Transports DTI GSS withdrawals
10	TETCO	FTS-8	331817	9,850	DTI GSS A	PECO CG	Only Transports DTI GSS withdrawals
11	TETCO	FT Flex -X	800503	29,210	TETCO M2	PECO CG	
12	TETCO	FT-1	800523	120,000	Eagle Pa	Philly lateral	Upstream deliv. via TETCO FT or CDS
13	Eastern Shore	FT	010044	8,000	Transco Parkesburg	PECO CG Jennersville	Upstream deliv. via Transco FT
14	Eastern Shore	FT	010051	2,000	Transco Parkesburg	PECO CG Jennersville	Upstream deliv. via Transco FT
15	TETCO	FT-1	062-00009	14,000	Interconnect with DTI at	PECO CG	Transports DTI GSS withdrawals
16	EGTS	FT	911740	14,000	DTI GSS -B	Interconnect with TETCO	Transports DTI GSS withdrawals
17	Adelphia	FT	700116	22,500	TETCO M3	PECO CG at Chester	In- service April 2022

PECO also has a transportation contract with UGI Utilities Inc.

FIRM STORAGE SERVICES

PECO also has storage contracts with Transco, Texas Eastern and EGTS which together provide approximately 19.4 BCF of storage capacity. PECO's maximum total withdrawal capability from these storage contracts is 250,600 dth/day and its maximum storage injection capability is 113,559 dth/day. These storage contracts are referred to as PECO's "Tier I Balancing Assets" and represent about one-third of peak day demand. The following table provides the associated pipeline, the applicable tariff rate, the Maximum Storage Quantity,

(“MSQ”), the Maximum Daily Withdrawal Quantity (“MDWQ”) and the Maximum Daily Withdraw Injection quantity (“MDIQ”) for the Company’s six underground storage assets.

Firm Storage Contracts on Interstate Pipelines							
	Pipeline	Name	Contract #	MSQ	MDWQ	MDIQ	Notes
1	Transco	WSS	1031819	3,687,492	38,816	20,460	Gas withdrawals transported to PECO CG via Transco FT
2	Transco	GSS	1000884	2,667,190	54,508	14,818	Includes bundled transport to PECO CG
3	Transco	S-2	1000885	2,799,327	31,142	23,692	Includes bundled transport to PECO CG
4	TETCO	SS-1	400120	5,512,157	78,114	28,333	Includes bundled transport to PECO CG
5	EGTS	GSS (A)	600032	3,326,029	34,020	18,478	Gas withdrawals Transported to PECO CG via TETCO FTS 7 and 8
6	EGTS	GSS (B)	5f5995	1,400,000	14,000	7,778	Transported to PECO CG via DTI and TETCO FT

PEAKING CAPACITY

The remaining one-third of PECO’s peak day supply comes from the operation of PECO’s LNG and propane-air peaking facilities and from delivered peaking services. PECO uses supply from Texas Eastern and Transco to fill its LNG peaking facility and purchases propane to fill its propane peaking facility. PECO supplements these peaking facilities with delivered peaking services from its suppliers to meet fluctuations in its peak day demand. These capacity assets are referred to as PECO’s “Tier II Balancing Assets.”

SUPPLY SOURCES

PECO adapts to the changing natural gas marketplace and, therefore, is always exploring opportunities to improve the methods by which it purchases gas, optimizes resources, and meets the needs of customers. Through the above-mentioned resources, PECO meets its highest priority of providing safe and reliable gas supplies to the city gate at all times to meet its customers’ firm demand.

Additionally, PECO regularly talks to and meets with representatives from pipeline and marketing companies to identify opportunities for enhancing existing services, increasing reliability and flexibility, and decreasing gas costs by entering into new contracts. Through the Company's Off-System Sales Program, PECO's Gas Supply and Transportation ("GS&T") group identifies opportunities to lower gas cost by optimizing available assets while, at the same time, ensuring reliability of supply and economic benefits to PECO and its customers. Seventy-five percent of the revenue generated via the program is returned to customers, which in turn, lowers the gas cost. Components of the program include capacity releases, off-system sales and Asset Management Agreements (AMAs). PECO is currently a party to two AMAs and was party to seven such agreements during the 2020-21 winter. In an AMA, a third-party asset manager may manage a portion of PECO's storage and/or firm transportation contract entitlements.

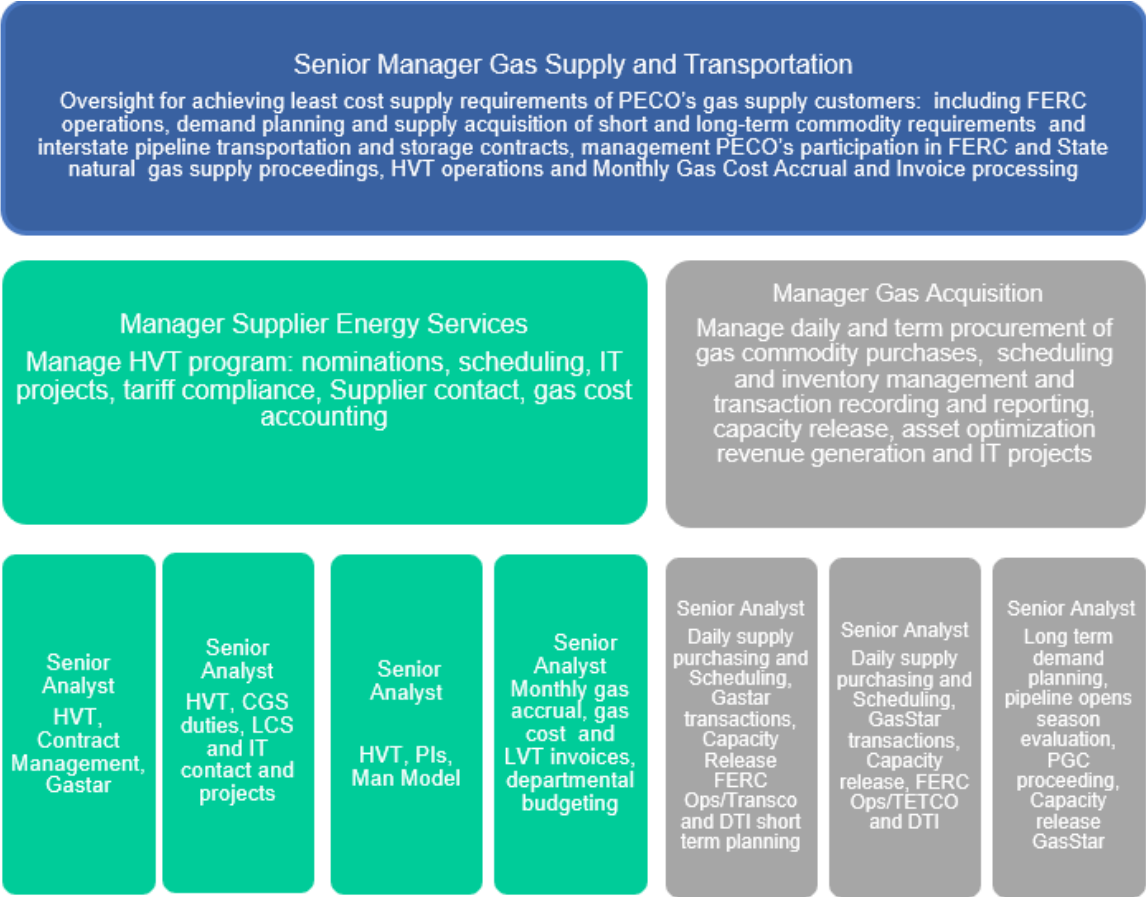
PRICING DIVERSITY

PECO's varied supply and capacity portfolio affords it purchasing flexibility while ensuring system reliability. The supply portfolio is diverse in its pricing options due to the following: (1) PECO's Commission-approved hedging program; (2) the amount of storage assets (filled during the summer months); (3) use of both first-of-month index and NYMEX-based pricing mixed with daily spot purchases; and (4) multiple geographic regions to obtain supply.

Before PECO enters into a transaction for the purchase of natural gas supply from a counterparty, the counterparty is subjected to a rigorous financial analysis performed by the Company's Risk Management Department. The Risk Management Department then sets the appropriate tenor limit for PECO's transactions with that counterparty. In addition, PECO will not purchase natural gas supply from a counterparty unless there has been a North American Energy Standards Board or Gas Industry Standards Board base contract executed with the counterparty. The performance language in the base contracts provides PECO with an industry-standard remedy to pursue should the suppliers fail to deliver in accordance with the agreement.

STAFFING AND EXPERTISE

The GS&T group continues to be comprised of a highly experienced staff. The following organizational chart illustrates the current structure of the department.



The GS&T group's core responsibilities continue to include performing regulatory, end-user transportation, and gas-related supply and natural gas accounting functions, and now also includes the natural gas accounting functions.

The regulatory functions of the group are to monitor and actively participate in proceedings at the Federal Energy Regulatory Commission that could impact PECO's service or cost of service to its gas customers. Additionally, through its participation in the American Gas Association and the Energy Association of Pennsylvania, the GS&T group is also actively involved in regulatory issues that impact PECO directly or indirectly through their effect on the national energy industry. Also, the GS&T group is responsible for obtaining all pipeline transportation and storage capacity necessary to satisfy PECO's retail supply plans.

The end user transportation function of the GS&T group involves the management of PECO's High Volume Transportation ("HVT") Program. It is responsible for the daily nominations, confirmations, and scheduling of gas supplies from third party natural gas suppliers and is responsible for administering all other elements of the program. This function also supports the Low Volume

Transportation Program by confirming gas volumes for the program and by managing the capacity releases associated with the program.

The supply personnel in the GS&T group are responsible for long-term and short-term planning, gas purchases, capacity releases, contract administration, pipeline scheduling, and gas storage management. They are also responsible for the overall optimization of PECO's gas supply assets. PECO believes that to properly manage the gas supply function and make the best purchase decisions, it is critical that the knowledge of, and daily interactions pertaining to, the planning, control and use of its gas supply be well coordinated. Accordingly, the GS&T group works closely with PECO's Gas System Control and Gas Engineering Group. Finally, the GS&T group continues to be supported by other departments within the Company such as Legal, Retail Rates, Gas Operations, Finance, and Risk Management.

Table of Contents

PGC 39 - Section 9

<u>Pages</u>	<u>Section</u>
1	Summary of Asset Optimization and Capacity Release Revenue
2 - 13	Summary of Monthly Asset Optimization Revenue
14 - 25	Summary of Monthly Capacity Release Revenue
26	PGC 39 Capacity Release Revenue Summary

PECO Energy Company									
Summary of Asset Optimization and Capacity Release Revenue									
<u>Month</u>	<u>Total</u> <u>OSS Margin</u>	<u>25% Sharing</u> <u>Mechanism</u>	<u>75% Ratepayer</u> <u>Margin</u>	<u>Total Capacity</u> <u>Release Credits</u>	<u>25% Sharing</u> <u>Mechanism</u>	<u>75% Ratepayer</u> <u>Margin</u>	<u>Total OSS and Capacity</u> <u>Release Margin</u>	<u>25% Sharing</u> <u>Mechanism</u>	<u>75% Ratepayer</u> <u>Margin</u>
Apr-21	\$80,767.57	\$20,191.89	\$60,575.68	\$552,907.53	\$138,226.88	\$414,680.64	\$633,675.10	\$158,418.77	\$475,256.32
May-21	\$80,767.57	\$20,191.89	\$60,575.68	\$559,994.88	\$139,998.72	\$419,996.16	\$640,762.45	\$160,190.61	\$480,571.84
Jun-21	\$80,767.57	\$20,191.89	\$60,575.68	\$610,386.78	\$152,596.69	\$457,790.08	\$691,154.35	\$172,788.59	\$518,365.76
Jul-21	\$80,767.57	\$20,191.89	\$60,575.68	\$708,391.88	\$177,097.97	\$531,293.91	\$789,159.45	\$197,289.86	\$591,869.59
Aug-21	\$80,767.57	\$20,191.89	\$60,575.68	\$717,443.88	\$179,360.97	\$538,082.91	\$798,211.45	\$199,552.86	\$598,658.59
Sep-21	\$80,767.57	\$20,191.89	\$60,575.68	\$564,472.53	\$141,118.13	\$423,354.40	\$645,240.10	\$161,310.02	\$483,930.07
Oct-21	\$80,767.57	\$20,191.89	\$60,575.68	\$572,776.18	\$143,194.05	\$429,582.14	\$653,543.75	\$163,385.94	\$490,157.81
Nov-21	\$1,007,935.01	\$251,983.75	\$755,951.26	\$244,545.04	\$61,136.26	\$183,408.78	\$1,252,480.05	\$313,120.01	\$939,360.04
Dec-21	\$987,162.08	\$246,790.52	\$740,371.56	\$272,570.64	\$68,142.66	\$204,427.98	\$1,259,732.72	\$314,933.18	\$944,799.54
Jan-22	\$1,458,509.32	\$364,627.33	\$1,093,881.99	\$284,976.97	\$71,244.24	\$213,732.73	\$1,743,486.29	\$435,871.57	\$1,307,614.72
Feb-22	\$1,321,013.83	\$330,253.46	\$990,760.37	\$320,589.23	\$80,147.31	\$240,441.92	\$1,641,603.06	\$410,400.77	\$1,231,202.30
Mar-22	\$1,013,178.01	\$253,294.50	\$759,883.51	\$399,306.39	\$99,826.60	\$299,479.80	\$1,412,484.40	\$353,121.10	\$1,059,363.30
	\$6,353,171.24	\$1,588,292.81	\$4,764,878.43	\$5,808,361.94	\$1,452,090.48	\$4,356,271.45	\$12,161,533.18	\$3,040,383.29	\$9,121,149.88

PECO ENERGY CO.
SUMMARY OF CAPACITY RELEASE REVENUE

Apr-21										
M/YR	PIPELINE	DEAL NO	ZONE	CONTRACT	TERM IN DAYS	DTH PER DAY	ANTICIPATED CREDIT	CREDIT PER UNIT	RATE PER MONTH	Administrative Fee
Apr-21	TE	104793	STX-WLA	800407	30	8,414	\$20,193.60	0.080000	2.433333	\$5,048.40
Apr-21	TE	104792	STX-WLA	800231	30	5,975	\$14,340.00	0.080000	2.433333	\$3,585.00
Apr-21	TE	104981	ELA-M2	800231	30	35,000	\$27,825.00	0.026500	0.8060417	\$6,956.25
Apr-21	TE	104891	ELA-M2	800407	30	42,600	\$33,867.00	0.026500	0.8060417	\$8,466.75
Apr-21	TE	104854	STX-ETX	800407	30	5,321	\$3,352.23	0.021000	0.63875	\$838.06
Apr-21	TE	104854	WLA-ELA	800407	30	21,139	\$26,000.97	0.041000	1.2470833	\$6,500.24
Apr-21	TE	104854	ETX-M1	800407	30	9,206	\$3,037.98	0.011000	0.3345833	\$759.50
Apr-21	TE	104853	STX-ETX	800231	30	3,778	\$2,380.14	0.021000	0.63875	\$595.04
Apr-21	TE	104853	WLA-ELA	800231	30	15,012	\$18,464.76	0.041000	1.2470833	\$4,616.19
Apr-21	TE	104853	ETX-M1	800231	30	6,535	\$2,156.55	0.011000	0.3345833	\$539.14
Apr-21	TE	105297	M2-M3	800231	30	15,000	\$16,650.00	0.037000	1.1254167	\$4,162.50
Apr-21	TE	105295	M2-M3	800231	30	15,000	\$18,450.00	0.041000	1.2470833	\$4,612.50
Apr-21	TR	127583601	TEL	1003693	30	10,000	\$12,900.00	0.043000	1.3079167	\$3,225.00
Apr-21	TR	127583701	TEL	1003693	30	15,000	\$16,200.00	0.036000	1.095	\$4,050.00
Apr-21	TR	127583801	TEL	1003693	30	25,000	\$38,250.00	0.051000	1.55125	\$9,562.50
Apr-21	TR	127584001	TEL	1003693	30	20,000	\$19,560.00	0.032600	0.9915833	\$4,890.00
Apr-21	TE	104848	M2-M3	800503	30	29,210	\$237,477.30	0.271000	8.2429167	\$59,369.33
Apr-21	TE	104849	M3-M3	911740	30	14,000	\$13,020.00	0.031000	0.9429167	\$3,255.00
Apr-21	TR	127594201	Z6 - Z6	1003693	30	25,000	\$1,875.00	0.002500	0.0760417	\$468.75
Apr-21	TR	1276485	TEL	1003693	30	10,000	\$9,780.00	0.032600	0.9915833	\$2,445.00
Apr-21	TE	105294	M2-M3	800231	30	5,000	\$6,150.00	0.041000	1.2470833	\$1,537.50
Apr-21	TR	127682601	Z1 - Z4	1003693	30	5,480	\$4,932.00	0.030000	0.9125	\$1,233.00
Apr-21	TR	127682701	Z2 - Z4	1003693	30	8,060	\$6,045.00	0.025000	0.7604167	\$1,511.25
Totals						349,730	\$552,907.53			\$138,226.88

PECO ENERGY CO.
SUMMARY OF CAPACITY RELEASE REVENUE

May-21										
M/YR	PIPELINE	DEAL NO	ZONE	CONTRACT	TERM IN DAYS	DTH PER DAY	ANTICIPATED CREDIT	CREDIT PER UNIT	RATE PER MONTH	Administrative Fee
May-21	TE	104793	STX-WLA	800407	31	8,414	\$20,866.72	0.080000	2.4333333	\$5,216.68
May-21	TE	104792	STX-WLA	800231	31	5,975	\$14,818.00	0.080000	2.4333333	\$3,704.50
May-21	TE	104981	ELA-M2	800231	31	35,000	\$28,752.50	0.026500	0.8060417	\$6,956.25
May-21	TE	104891	ELA-M2	800407	31	42,600	\$34,995.90	0.026500	0.8060417	\$8,748.98
May-21	TE	104854	STX-ETX	800407	31	5,321	\$3,463.97	0.021000	0.63875	\$865.99
May-21	TE	104854	WLA-ELA	800407	31	21,139	\$26,867.67	0.041000	1.2470833	\$6,716.92
May-21	TE	104854	ETX-M1	800407	31	9,206	\$3,139.25	0.011000	0.3345833	\$784.81
May-21	TE	104853	STX-ETX	800231	31	3,778	\$2,459.48	0.021000	0.63875	\$614.87
May-21	TE	104853	WLA-ELA	800231	31	15,012	\$19,080.25	0.041000	1.2470833	\$4,770.06
May-21	TE	104853	ETX-M1	800231	31	6,535	\$2,228.44	0.011000	0.3345833	\$557.11
May-21	TE	105297	M2-M3	800231	31	15,000	\$17,205.00	0.037000	1.1254167	\$4,301.25
May-21	TE	105295	M2-M3	800231	31	15,000	\$19,065.00	0.041000	1.2470833	\$4,766.25
May-21	TR	127583601	TEL	1003693	31	10,000	\$13,330.00	0.043000	1.3079167	\$3,332.50
May-21	TR	127583701	TEL	1003693	31	15,000	\$16,740.00	0.036000	1.095	\$4,185.00
May-21	TR	127583801	TEL	1003693	31	25,000	\$39,525.00	0.051000	1.55125	\$9,881.25
May-21	TR	127584001	TEL	1003693	31	20,000	\$20,212.00	0.032600	0.9915833	\$5,053.00
May-21	TE	104848	M2-M3	800503	31	29,210	\$245,393.21	0.271000	8.2429167	\$61,348.30
May-21	TE	104849	M3-M3	911740	31	14,000	\$13,454.00	0.031000	0.9429167	\$3,363.50
May-21	TR	127594201	Z6 - Z6	1003693	31	25,000	\$1,937.50	0.002500	0.0760417	\$484.37
May-21	TR	1276485	TEL	1003693	31	10,000	\$10,106.00	0.032600	0.9915833	\$2,526.50
May-21	TE	105294	M2-M3	800231	31	5,000	\$6,355.00	0.041000	1.2470833	\$1,588.75
Totals						336,190	\$559,994.88			\$139,998.72

PECO ENERGY CO.
SUMMARY OF CAPACITY RELEASE REVENUE

Jun-21										
M/YR	PIPELINE	DEAL NO	ZONE	CONTRACT	TERM IN DAYS	DTH PER DAY	ANTICIPATED CREDIT	CREDIT PER UNIT	RATE PER MONTH	Administrative Fee
Jun-21	TE	104793	STX-WLA	800407	30	8,414	\$20,193.60	0.080000	2.4333333	\$5,048.40
Jun-21	TE	104792	STX-WLA	800231	30	5,975	\$14,340.00	0.080000	2.4333333	\$3,585.00
Jun-21	TE	104981	ELA-M2	800231	30	35,000	\$27,825.00	0.026500	0.8060417	\$6,956.25
Jun-21	TE	104891	ELA-M2	800407	30	42,600	\$33,867.00	0.026500	0.8060417	\$8,466.75
Jun-21	TE	104854	STX-ETX	800407	30	5,321	\$3,352.23	0.021000	0.63875	\$838.06
Jun-21	TE	104854	WLA-ELA	800407	30	21,139	\$26,000.97	0.041000	1.2470833	\$6,500.24
Jun-21	TE	104854	ETX-M1	800407	30	9,206	\$3,037.98	0.011000	0.3345833	\$759.50
Jun-21	TE	104853	STX-ETX	800231	30	3,778	\$2,380.14	0.021000	0.63875	\$595.04
Jun-21	TE	104853	WLA-ELA	800231	30	15,012	\$18,464.76	0.041000	1.2470833	\$4,616.19
Jun-21	TE	104853	ETX-M1	800231	30	6,535	\$2,156.55	0.011000	0.3345833	\$539.14
Jun-21	TE	105297	M2-M3	800231	30	15,000	\$16,650.00	0.037000	1.1254167	\$4,162.50
Jun-21	TE	105295	M2-M3	800231	30	15,000	\$18,450.00	0.041000	1.2470833	\$4,612.50
Jun-21	TR	127583601	TEL	1003693	30	10,000	\$12,900.00	0.043000	1.3079167	\$3,225.00
Jun-21	TR	127583701	TEL	1003693	30	15,000	\$16,200.00	0.036000	1.095	\$4,050.00
Jun-21	TR	127583801	TEL	1003693	30	25,000	\$38,250.00	0.051000	1.55125	\$9,562.50
Jun-21	TR	127584001	TEL	1003693	30	20,000	\$19,560.00	0.032600	0.9915833	\$4,890.00
Jun-21	TE	104848	M2-M3	800503	30	29,210	\$237,477.30	0.271000	8.2429167	\$59,369.33
Jun-21	TE	104849	M3-M3	911740	30	14,000	\$13,020.00	0.031000	0.9429167	\$3,255.00
Jun-21	TR	127594201	Z6 - Z6	1003693	30	25,000	\$1,875.00	0.002500	0.0760417	\$468.75
Jun-21	TR	1276485	TEL	1003693	30	10,000	\$9,780.00	0.032600	0.9915833	\$2,445.00
Jun-21	TE	105294	M2-M3	800231	30	5,000	\$6,150.00	0.041000	1.2470833	\$1,537.50
Jun-21	TE	106209	M2-M3	800407	30	15,000	\$13,500.00	0.030000	0.9125	\$3,375.00
Jun-21	TR	127886203	Z1 - Z3	1003693	30	5,500	\$2,516.25	0.015250	0.4638542	\$629.06
Jun-21	TR	127886301	Z2 - Z3	1003693	30	8,100	\$3,645.00	0.015000	0.45625	\$911.25
Jun-21	TR	127886401	Z4 - Z6	1003693	30	15,000	\$6,795.00	0.015100	0.4592917	\$1,698.75
Jun-21	TE	106281	M2-M3	800407	28	10,000	\$42,000.00	0.150000	4.5625	\$10,500.00
Totals						389,790	\$610,386.78			\$152,596.69

PECO ENERGY CO.
SUMMARY OF CAPACITY RELEASE REVENUE

Jul-21										
M/YR	PIPELINE	DEAL NO	ZONE	CONTRACT	TERM IN DAYS	DTH PER DAY	ANTICIPATED CREDIT	CREDIT PER UNIT	RATE PER MONTH	Administrative Fee
Jul-21	TE	104793	STX-WLA	800407	31	8,414	\$20,866.72	0.080000	2.4333333	\$5,216.68
Jul-21	TE	104792	STX-WLA	800231	31	5,975	\$14,818.00	0.080000	2.4333333	\$3,704.50
Jul-21	TE	104981	ELA-M2	800231	31	35,000	\$28,752.50	0.026500	0.8060417	\$6,956.25
Jul-21	TE	104891	ELA-M2	800407	31	42,600	\$34,995.90	0.026500	0.8060417	\$8,748.98
Jul-21	TE	104854	STX-ETX	800407	31	5,321	\$3,463.97	0.021000	0.63875	\$865.99
Jul-21	TE	104854	WLA-ELA	800407	31	21,139	\$26,867.67	0.041000	1.2470833	\$6,716.92
Jul-21	TE	104854	ETX-M1	800407	31	9,206	\$3,139.25	0.011000	0.3345833	\$784.81
Jul-21	TE	104853	STX-ETX	800231	31	3,778	\$2,459.48	0.021000	0.63875	\$614.87
Jul-21	TE	104853	WLA-ELA	800231	31	15,012	\$19,080.25	0.041000	1.2470833	\$4,770.06
Jul-21	TE	104853	ETX-M1	800231	31	6,535	\$2,228.44	0.011000	0.3345833	\$557.11
Jul-21	TE	105297	M2-M3	800231	31	15,000	\$17,205.00	0.037000	1.1254167	\$4,301.25
Jul-21	TE	105295	M2-M3	800231	31	15,000	\$19,065.00	0.041000	1.2470833	\$4,766.25
Jul-21	TR	127583601	TEL	1003693	31	10,000	\$13,330.00	0.043000	1.3079167	\$3,332.50
Jul-21	TR	127583701	TEL	1003693	31	15,000	\$16,740.00	0.036000	1.095	\$4,185.00
Jul-21	TR	127583801	TEL	1003693	31	25,000	\$39,525.00	0.051000	1.55125	\$9,881.25
Jul-21	TR	127584001	TEL	1003693	31	20,000	\$20,212.00	0.032600	0.9915833	\$5,053.00
Jul-21	TE	104848	M2-M3	800503	31	29,210	\$245,393.21	0.271000	8.2429167	\$61,348.30
Jul-21	TE	104849	M3-M3	911740	31	14,000	\$13,454.00	0.031000	0.9429167	\$3,363.50
Jul-21	TR	127594201	Z6 - Z6	1003693	31	25,000	\$1,937.50	0.002500	0.0760417	\$484.37
Jul-21	TR	1276485	TEL	1003693	31	10,000	\$10,106.00	0.032600	0.9915833	\$2,526.50
Jul-21	TE	105294	M2-M3	800231	31	5,000	\$6,355.00	0.041000	1.2470833	\$1,588.75
Jul-21	TR	127963001	Z1 - Z3	1003693	31	5,400	\$837.00	0.005000	0.1520833	\$209.25
Jul-21	TR	127963101	Z2 - Z3	1003693	31	8,000	\$1,240.00	0.005000	0.1520833	\$310.00
Jul-21	TR	127963201	Z4 - Z6	1003693	31	10,000	\$3,720.00	0.012000	0.365	\$930.00
Jul-21	TE	106399	M2-M3	800407	31	20,000	\$142,600.00	0.230000	6.9958333	\$35,650.00

Totals 379,590 \$708,391.88 \$177,097.97

PECO ENERGY CO.
SUMMARY OF CAPACITY RELEASE REVENUE

Aug-21 M/YR	PIPELINE	DEAL NO	ZONE	CONTRACT	TERM IN DAYS	DTH PER DAY	ANTICIPATED CREDIT	CREDIT PER UNIT	RATE PER MONTH	Administrative Fee
Aug-21	TE	104793	STX-WLA	800407	31	8,414	\$20,866.72	0.080000	2.4333333	\$5,216.68
Aug-21	TE	104792	STX-WLA	800231	31	5,975	\$14,818.00	0.080000	2.4333333	\$3,704.50
Aug-21	TE	104981	ELA-M2	800231	31	35,000	\$28,752.50	0.026500	0.8060417	\$6,956.25
Aug-21	TE	104891	ELA-M2	800407	31	42,600	\$34,995.90	0.026500	0.8060417	\$8,748.98
Aug-21	TE	104854	STX-ETX	800407	31	5,321	\$3,463.97	0.021000	0.63875	\$865.99
Aug-21	TE	104854	WLA-ELA	800407	31	21,139	\$26,867.67	0.041000	1.2470833	\$6,716.92
Aug-21	TE	104854	ETX-M1	800407	31	9,206	\$3,139.25	0.011000	0.3345833	\$784.81
Aug-21	TE	104853	STX-ETX	800231	31	3,778	\$2,459.48	0.021000	0.63875	\$614.87
Aug-21	TE	104853	WLA-ELA	800231	31	15,012	\$19,080.25	0.041000	1.2470833	\$4,770.06
Aug-21	TE	104853	ETX-M1	800231	31	6,535	\$2,228.44	0.011000	0.3345833	\$557.11
Aug-21	TE	105297	M2-M3	800231	31	15,000	\$17,205.00	0.037000	1.1254167	\$4,301.25
Aug-21	TE	105295	M2-M3	800231	31	15,000	\$19,065.00	0.041000	1.2470833	\$4,766.25
Aug-21	TR	127583601	TEL	1003693	31	10,000	\$13,330.00	0.043000	1.3079167	\$3,332.50
Aug-21	TR	127583701	TEL	1003693	31	15,000	\$16,740.00	0.036000	1.095	\$4,185.00
Aug-21	TR	127583801	TEL	1003693	31	25,000	\$39,525.00	0.051000	1.55125	\$9,881.25
Aug-21	TR	127584001	TEL	1003693	31	20,000	\$20,212.00	0.032600	0.9915833	\$5,053.00
Aug-21	TE	104848	M2-M3	800503	31	29,210	\$245,393.21	0.271000	8.2429167	\$61,348.30
Aug-21	TE	104849	M3-M3	911740	31	14,000	\$13,454.00	0.031000	0.9429167	\$3,363.50
Aug-21	TR	127594201	Z6 - Z6	1003693	31	25,000	\$1,937.50	0.002500	0.0760417	\$484.37
Aug-21	TR	1276485	TEL	1003693	31	10,000	\$10,106.00	0.032600	0.9915833	\$2,526.50
Aug-21	TE	105294	M2-M3	800231	31	5,000	\$6,355.00	0.041000	1.2470833	\$1,588.75
Aug-21	TE	106957	M2-M3	800407	31	1,000	\$9,610.00	0.310000	9.4291667	\$2,402.50
Aug-21	TE	106955	M2-M3	800407	31	19,000	\$147,839.00	0.251000	7.6345833	\$36,959.75
Totals						356,190	\$717,443.88			\$179,360.97

PECO ENERGY CO.
SUMMARY OF CAPACITY RELEASE REVENUE

Sep-21										
M/YR	PIPELINE	DEAL NO	ZONE	CONTRACT	TERM IN DAYS	DTH PER DAY	ANTICIPATED CREDIT	CREDIT PER UNIT	RATE PER MONTH	Administrative Fee
Sep-21	TE	104793	STX-WLA	800407	30	8,414	\$20,193.60	0.080000	2.4333333	\$5,048.40
Sep-21	TE	104792	STX-WLA	800231	30	5,975	\$14,340.00	0.080000	2.4333333	\$3,585.00
Sep-21	TE	104981	ELA-M2	800231	30	35,000	\$27,825.00	0.026500	0.8060417	\$6,956.25
Sep-21	TE	104891	ELA-M2	800407	30	42,600	\$33,867.00	0.026500	0.8060417	\$8,466.75
Sep-21	TE	104854	STX-ETX	800407	30	5,321	\$3,352.23	0.021000	0.63875	\$838.06
Sep-21	TE	104854	WLA-ELA	800407	30	21,139	\$26,000.97	0.041000	1.2470833	\$6,500.24
Sep-21	TE	104854	ETX-M1	800407	30	9,206	\$3,037.98	0.011000	0.3345833	\$759.50
Sep-21	TE	104853	STX-ETX	800231	30	3,778	\$2,380.14	0.021000	0.63875	\$595.04
Sep-21	TE	104853	WLA-ELA	800231	30	15,012	\$18,464.76	0.041000	1.2470833	\$4,616.19
Sep-21	TE	104853	ETX-M1	800231	30	6,535	\$2,156.55	0.011000	0.3345833	\$539.14
Sep-21	TE	105297	M2-M3	800231	30	15,000	\$16,650.00	0.037000	1.1254167	\$4,162.50
Sep-21	TE	105295	M2-M3	800231	30	15,000	\$18,450.00	0.041000	1.2470833	\$4,612.50
Sep-21	TR	127583601	TEL	1003693	30	10,000	\$12,900.00	0.043000	1.3079167	\$3,225.00
Sep-21	TR	127583701	TEL	1003693	30	15,000	\$16,200.00	0.036000	1.095	\$4,050.00
Sep-21	TR	127583801	TEL	1003693	30	25,000	\$38,250.00	0.051000	1.55125	\$9,562.50
Sep-21	TR	127584001	TEL	1003693	30	20,000	\$19,560.00	0.032600	0.9915833	\$4,890.00
Sep-21	TE	104848	M2-M3	800503	30	29,210	\$237,477.30	0.271000	8.2429167	\$59,369.33
Sep-21	TE	104849	M3-M3	911740	30	14,000	\$13,020.00	0.031000	0.9429167	\$3,255.00
Sep-21	TR	127594201	Z6 - Z6	1003693	30	25,000	\$1,875.00	0.002500	0.0760417	\$468.75
Sep-21	TR	1276485	TEL	1003693	30	10,000	\$9,780.00	0.032600	0.9915833	\$2,445.00
Sep-21	TE	105294	M2-M3	800231	30	5,000	\$6,150.00	0.041000	1.2470833	\$1,537.50
Sep-21	TR	128114801	Z1 - Z4	1003693	30	5,400	\$1,782.00	0.011000	0.3345833	\$445.50
Sep-21	TR	128114901	Z2 - Z4	1003693	30	5,400	\$1,782.00	0.011000	0.3345833	\$445.50
Sep-21	TR	128115001	Z3 - Z6	1003693	30	3,000	\$1,098.00	0.012200	0.3710833	\$274.50
Sep-21	TE	107473	M2-M3	800407	30	14,000	\$10,500.00	0.025000	0.7604167	\$2,625.00
Sep-21	TE	107421	M2-M3	800407	30	6,000	\$7,380.00	0.041000	1.2470833	\$1,845.00
Totals						369,990	\$564,472.53			\$141,118.13

PECO ENERGY CO.
SUMMARY OF CAPACITY RELEASE REVENUE

Oct-21										
M/YR	PIPELINE	DEAL NO	ZONE	CONTRACT	TERM IN DAYS	DTH PER DAY	ANTICIPATED CREDIT	CREDIT PER UNIT	RATE PER MONTH	Administrative Fee
Oct-21	TE	104793	STX-WLA	800407	31	8,414	\$20,866.72	0.080000	2.4333333	\$5,216.68
Oct-21	TE	104792	STX-WLA	800231	31	5,975	\$14,818.00	0.080000	2.4333333	\$3,704.50
Oct-21	TE	104981	ELA-M2	800231	31	35,000	\$28,752.50	0.026500	0.8060417	\$6,956.25
Oct-21	TE	104891	ELA-M2	800407	31	42,600	\$34,995.90	0.026500	0.8060417	\$8,748.98
Oct-21	TE	104854	STX-ETX	800407	31	5,321	\$3,463.97	0.021000	0.63875	\$865.99
Oct-21	TE	104854	WLA-ELA	800407	31	21,139	\$26,867.67	0.041000	1.2470833	\$6,716.92
Oct-21	TE	104854	ETX-M1	800407	31	9,206	\$3,139.25	0.011000	0.3345833	\$784.81
Oct-21	TE	104853	STX-ETX	800231	31	3,778	\$2,459.48	0.021000	0.63875	\$614.87
Oct-21	TE	104853	WLA-ELA	800231	31	15,012	\$19,080.25	0.041000	1.2470833	\$4,770.06
Oct-21	TE	104853	ETX-M1	800231	31	6,535	\$2,228.44	0.011000	0.3345833	\$557.11
Oct-21	TE	105297	M2-M3	800231	31	15,000	\$17,205.00	0.037000	1.1254167	\$4,301.25
Oct-21	TE	105295	M2-M3	800231	31	15,000	\$19,065.00	0.041000	1.2470833	\$4,766.25
Oct-21	TR	127583601	TEL	1003693	31	10,000	\$13,330.00	0.043000	1.3079167	\$3,332.50
Oct-21	TR	127583701	TEL	1003693	31	15,000	\$16,740.00	0.036000	1.095	\$4,185.00
Oct-21	TR	127583801	TEL	1003693	31	25,000	\$39,525.00	0.051000	1.55125	\$9,881.25
Oct-21	TR	127584001	TEL	1003693	31	20,000	\$20,212.00	0.032600	0.9915833	\$5,053.00
Oct-21	TE	104848	M2-M3	800503	31	29,210	\$245,393.21	0.271000	8.2429167	\$61,348.30
Oct-21	TE	104849	M3-M3	911740	31	14,000	\$13,454.00	0.031000	0.9429167	\$3,363.50
Oct-21	TR	127594201	Z6 - Z6	1003693	31	25,000	\$1,937.50	0.002500	0.0760417	\$484.37
Oct-21	TR	1276485	TEL	1003693	31	10,000	\$10,106.00	0.032600	0.9915833	\$2,526.50
Oct-21	TE	105294	M2-M3	800231	31	5,000	\$6,355.00	0.041000	1.2470833	\$1,588.75
Oct-21	TR	128202001	Z1 - Z4	1003693	31	5,400	\$5,189.40	0.031000	0.9429167	\$1,297.35
Oct-21	TR	128202101	Z2 - Z4	1003693	31	7,900	\$7,591.90	0.031000	0.9429167	\$1,897.98

Totals 349,490 \$572,776.18 \$143,194.05

**PECO ENERGY CO.
SUMMARY OF CAPACITY RELEASE REVENUE**

Nov-21												
M/YR	PIPELINE	DEAL NO	ZONE	CONTRACT	TERM IN DAYS	DTH PER DAY	ANTICIPATED CREDIT	CREDIT PER UNIT	RATE PER MONTH	Administrative Fee		
Nov-21	TE	104793	STX-WLA	800407	30	8,414	\$20,193.60	0.080000	2.4333333	\$5,048.40		
Nov-21	TE	104792	STX-WLA	800231	30	5,975	\$14,340.00	0.080000	2.4333333	\$3,585.00		
Nov-21	TE	108538	ELA-M2	800407	30	42,610	\$63,915.00	0.050000	1.5208333	\$15,978.75		
Nov-21	TR	128296101	ST50-ST6E	1003693	30	15,000	\$13,500.00	0.030000	0.9125	\$3,375.00		
Nov-21	TE	108981	STX-ETX	800407	30	5,321	\$8,396.54	0.052600	1.5999167	\$2,099.13		
Nov-21	TE	108980	STX-ETX	800231	30	3,778	\$5,961.68	0.052600	1.5999167	\$1,490.42		
Nov-21	TR	128361404	Z1 - Z4	1003693	30	19,600	\$29,400.00	0.050000	1.5208333	\$7,350.00		
Nov-21	TR	128361501	Z2 - Z4	1003693	30	28,900	\$35,547.00	0.041000	1.2470833	\$8,886.75		
Nov-21	TR	128361601	Z3 - Z4	1003693	30	40,000	\$49,200.00	0.041000	1.2470833	\$12,300.00		
Nov-21	TE	108978	ETX-M1	800407	30	6,494	\$4,091.22	0.021000	0.63875	\$1,022.81		
Nov-21												
Nov-21 Adjustment												
Nov-21	TE	104981	ELA-M2	800231							\$927.50	
Nov-21	Adjusting for incorrect 25% Admin Fee (May, Jul, Aug and Oct) Admin Fee was hardcoded at \$6,956.25, should have been \$7,188.13 for 31 day months											
Totals					176,092	\$244,545.04					\$61,136.26	

PECO ENERGY CO.
SUMMARY OF CAPACITY RELEASE REVENUE

Dec-21										
M/YR	PIPELINE	DEAL NO	ZONE	CONTRACT	TERM IN DAYS	DTH PER DAY	ANTICIPATED CREDIT	CREDIT PER UNIT	RATE PER MONTH	Administrative Fee
Dec-21	TE	104793	STX-WLA	800407	31	8,414	\$20,866.72	0.080000	2.4333333	\$5,216.68
Dec-21	TE	104792	STX-WLA	800231	31	5,975	\$14,818.00	0.080000	2.4333333	\$3,704.50
Dec-21	TE	108538	ELA-M2	800407	31	42,610	\$66,045.50	0.050000	1.5208333	\$16,511.38
Dec-21	TR	128296101	ST50-ST6E	1003693	31	15,000	\$13,950.00	0.030000	0.9125	\$3,487.50
Dec-21	TE	108981	STX-ETX	800407	31	5,321	\$8,676.42	0.052600	1.5999167	\$2,169.11
Dec-21	TE	108980	STX-ETX	800231	31	3,778	\$6,160.41	0.052600	1.5999167	\$1,540.10
Dec-21	TE	108978	ETX-M1	800407	31	6,494	\$4,227.59	0.021000	0.63875	\$1,056.90
Dec-21	TR	128454706	Z1 - Z4	1003693	31	19,700	\$36,642.00	0.060000	1.825	\$9,160.50
Dec-21	TR	128454805	Z2 - Z4	1003693	31	29,000	\$50,344.00	0.056000	1.7033333	\$12,586.00
Dec-21	TR	128454904	Z3 - Z4	1003693	31	40,000	\$50,840.00	0.041000	1.2470833	\$12,710.00

Totals 176,292 \$272,570.64 \$68,142.66

PECO ENERGY CO.
SUMMARY OF CAPACITY RELEASE REVENUE

Jan-22										
M/YR	PIPELINE	DEAL NO	ZONE	CONTRACT	TERM IN DAYS	DTH PER DAY	ANTICIPATED CREDIT	CREDIT PER UNIT	RATE PER MONTH	Administrative Fee
Jan-22	TE	104793	STX-WLA	800407	31	8,414	\$20,866.72	0.080000	2.4333333	\$5,216.68
Jan-22	TE	104792	STX-WLA	800231	31	5,975	\$14,818.00	0.080000	2.4333333	\$3,704.50
Jan-22	TE	108538	ELA-M2	800407	31	42,610	\$66,045.50	0.050000	1.5208333	\$16,511.38
Jan-22	TR	128296101	ST50-ST6E	1003693	31	15,000	\$13,950.00	0.030000	0.9125	\$3,487.50
Jan-22	TE	108981	STX-ETX	800407	31	5,321	\$8,676.42	0.052600	1.5999167	\$2,169.11
Jan-22	TE	108980	STX-ETX	800231	31	3,778	\$6,160.41	0.052600	1.5999167	\$1,540.10
Jan-22	TE	108978	ETX-M1	800407	31	6,494	\$4,227.59	0.021000	0.63875	\$1,056.90
Jan-22	TR	128563304	Z1 - Z4	1003693	31	19,500	\$45,337.50	0.075000	2.28125	\$11,334.38
Jan-22	TR	128563403	Z2 - Z4	1003693	31	28,500	\$66,262.50	0.075000	2.28125	\$16,565.63
Jan-22	TR	128563503	Z3 - Z4	1003693	31	25,000	\$31,775.00	0.041000	1.2470833	\$7,943.75
Jan-22	TR	128563601	Z1 - Z4	1005000	31	774	\$1,343.66	0.056000	1.7033333	\$335.92
Jan-22	TR	128563702	Z2 - Z4	1005000	31	1,139	\$2,648.18	0.075000	2.28125	\$662.04
Jan-22	TR	128563801	Z3 - Z4	1005000	31	2,641	\$2,865.49	0.035000	1.0645833	\$716.37

Totals 165,146 \$284,976.97 \$71,244.24

PECO ENERGY CO.
SUMMARY OF CAPACITY RELEASE REVENUE

Feb-22

M/YR	PIPELINE	DEAL NO	ZONE	CONTRACT	TERM IN DAYS	DTH PER DAY	ANTICIPATED CREDIT	CREDIT PER UNIT	RATE PER MONTH	Administrative Fee
Feb-22	TE	104793	STX-WLA	800407	28	8,414	\$18,847.36	0.080000	2.4333333	\$4,711.84
Feb-22	TE	104792	STX-WLA	800231	28	5,975	\$13,384.00	0.080000	2.4333333	\$3,346.00
Feb-22	TE	108538	ELA-M2	800407	28	42,610	\$59,654.00	0.050000	1.5208333	\$14,913.50
Feb-22	TR	128296101	ST50-ST6E	1003693	28	15,000	\$12,600.00	0.030000	0.9125	\$3,150.00
Feb-22	TE	108981	STX-ETX	800407	28	5,321	\$7,836.77	0.052600	1.5999167	\$1,959.19
Feb-22	TE	108980	STX-ETX	800231	28	3,778	\$5,564.24	0.052600	1.5999167	\$1,391.06
Feb-22	TE	108978	ETX-M1	800407	28	6,494	\$3,818.47	0.021000	0.63875	\$954.62
Feb-22	TR	128667001	Z1 - Z4	1003693	28	19,700	\$55,711.60	0.101000	3.0720833	\$13,927.90
Feb-22	TR	128667101	Z2 - Z4	1003693	28	29,000	\$82,012.00	0.101000	3.0720833	\$20,503.00
Feb-22	TR	128667203	Z3 - Z4	1003693	28	30,000	\$51,240.00	0.061000	1.8554167	\$12,810.00
Feb-22	TR	128667301	Z1 - Z4	1005000	28	774	\$2,188.87	0.101000	3.0720833	\$547.22
Feb-22	TR	128667401	Z2 - Z4	1005000	28	1,139	\$3,221.09	0.101000	3.0720833	\$805.27
Feb-22	TR	128667502	Z3 - Z4	1005000	28	2,641	\$4,510.83	0.061000	1.8554167	\$1,127.71

Totals 170,846 \$320,589.23 \$80,147.31

PECO ENERGY CO.
SUMMARY OF CAPACITY RELEASE REVENUE

Mar-22										
M/YR	PIPELINE	DEAL NO	ZONE	CONTRACT	TERM IN DAYS	DTH PER DAY	ANTICIPATED CREDIT	CREDIT PER UNIT	RATE PER MONTH	Administrative Fee
Mar-22	TE	104793	STX-WLA	800407	31	8,414	\$20,866.72	0.080000	2.4333333	\$5,216.68
Mar-22	TE	104792	STX-WLA	800231	31	5,975	\$14,818.00	0.080000	2.4333333	\$3,704.50
Mar-22	TE	108538	ELA-M2	800407	31	42,610	\$66,045.50	0.050000	1.5208333	\$16,511.38
Mar-22	TR	128296101	ST50-ST6E	1003693	31	15,000	\$13,950.00	0.030000	0.9125	\$3,487.50
Mar-22	TE	108981	STX-ETX	800407	31	5,321	\$8,676.42	0.052600	1.5999167	\$2,169.11
Mar-22	TE	108980	STX-ETX	800231	31	3,778	\$6,160.41	0.052600	1.5999167	\$1,540.10
Mar-22	TE	108978	ETX-M1	800407	31	6,494	\$4,227.59	0.021000	0.63875	\$1,056.90
Mar-22	TR	128767702	Z1 - Z4	1003693	31	19,750	\$119,388.75	0.195000	5.93125	\$29,847.19
Mar-22	TR	128768001	Z2 - Z4	1003693	31	29,000	\$100,688.00	0.112000	3.4066667	\$25,172.00
Mar-22	TR	128768401	Z3 - Z4	1003693	31	35,000	\$44,485.00	0.041000	1.2470833	\$11,121.25

Totals 171,342 \$399,306.39 \$99,826.60

Month	Release Credit	Administrative Fee	Release Credit Less Administrative Fee
Apr-21	\$552,907.53	\$138,226.88	\$414,680.64
May-21	\$559,994.88	\$139,998.72	\$419,996.16
Jun-21	\$610,386.78	\$152,596.69	\$457,790.08
Jul-21	\$708,391.88	\$177,097.97	\$531,293.91
Aug-21	\$717,443.88	\$179,360.97	\$538,082.91
Sep-21	\$564,472.53	\$141,118.13	\$423,354.40
Oct-21	\$572,776.18	\$143,194.05	\$429,582.14
Nov-21	\$244,545.04	\$61,136.26	\$183,408.78
Dec-21	\$272,570.64	\$68,142.66	\$204,427.98
Jan-22	\$284,976.97	\$71,244.24	\$213,732.73
Feb-22	\$320,589.23	\$80,147.31	\$240,441.92
Mar-22	\$399,306.39	\$99,826.60	\$299,479.80
Totals	\$5,808,361.94	\$1,452,090.48	\$4,356,271.45

**PECO Energy Company
PUC 1307(f) Filing**

SECTION 10



AGREEMENT FOR GAS TRANSPORTATION SERVICE
RATE TS-I or TS-F

Customer Name: _____ Service Address _____

Customer Contact _____

Tax Identification Number _____ Billing Address _____

Account Number _____

Rate for which service is requested: TS-I _____ TS-F _____

The customer named above ("Customer") agrees to purchase gas transportation service from PECO Energy Company (the "Company") for the service address listed above, in accordance with the Company's Gas Service Tariff on file with the Public Utility Commission (Gas PA P.U.C. No. 2) as that tariff may from time-to-time be approved by the Commission, as follows:

FOR

1. TRANSPORTATION CONTRACT QUANTITIES

- (a) The Customer's Transportation Contract Quantities (TCQs) are set forth in Exhibit 1. PECO is not obligated to accept deliveries of gas greater than the TCQs, and the Customer agrees not to tender on any day a quantity of gas in excess of the TCQs.
- (b) PECO has the right to revise the TCQs specified in Exhibit 1. Any such revision shall be based upon the Customer's maximum daily usage during the previous twelve (12) months, and shall not exceed 110% of that usage.
- (c) Customer shall notify PECO of modifications in gas usage requirements by written notice addressed to _____ (ESO Representative) at (215) 841-_____.

INFORMATIONAL

2. TRANSPORTATION COMMODITY CHARGES

PURPOSES ONLY

- (a) The initial commodity charges applicable to each MCF transported are set forth in Exhibit 1.
- (b) In addition to the initial commodity charges specified in Exhibit 1, the Customer agrees to pay any surcharge, fee, penalty or other assessment authorized by the Pennsylvania Public Utility Commission, including those for the recovery of interstate pipeline "transition costs," balancing costs, and taxes.

3. STANDBY SALES SERVICE UNDER RATE TS-F

The Standby Sales Service Contract Quantity under Rate TS-F is set forth in Exhibit 1. If the Customer declines full firm standby sales service, Exhibit 8 must be executed and attached.

4. ALTERNATE FUEL CATEGORY

The Customer certifies that the alternate fuel category, where applicable, stated in Exhibits 1 and 6, is correct. The Customer will submit written notice to PECO of any changes to its operation that alter its alternate fuel category and capability within 30 days of the change. The Customer shall comply with PECO's verification procedures as requested. The Customer agrees to provide PECO, when requested, an updated Exhibit 1.

5. CUSTOMER'S BALANCING OBLIGATIONS

The Customer has responsibility to:

- (a) monitor the daily quantity of transportation gas being delivered by its supplier,
- (b) monitor its daily usage of gas, and
- (c) manage transportation deliveries and its usage, within tolerances specified in the Tariff, such that daily and monthly imbalances shall be kept to as near zero as possible.

FOR

6. TREATMENT OF DEFICIENT DELIVERIES

All deficient deliveries at the end of any month shall be billed as a purchase under the applicable Standby Sales rates, plus penalty if applicable, pursuant to PECO's Tariff, Gas Transportation Service-General Terms and Conditions, Rule 2.5.

7. NOMINATION PROCEDURE

INFORMATIONAL

The Customer will adhere to the Gas Transportation Nomination Procedure attached as Exhibit 2 to this agreement. PECO shall have the right to revise the Gas Transportation Nomination Procedure, and any such revision will be furnished to the Customer at least thirty (30) days prior to its effective date.

8. DESIGNATION OF AGENT OR BUYER GROUP FOR CUSTOMER

PURPOSES ONLY

Designation of an agent, if any, is made in Exhibit 3, if attached. Designation of a buyer group, if any, is made in Exhibit 4, if attached.

9. DELIVERY OF GAS TO THE PECO SYSTEM

The Customer is responsible to make all necessary arrangements for the delivery of gas to PECO's system through the facilities of Texas Eastern Transmission Corporation or Transcontinental Gas Pipe Line Corporation. The Customer bears sole responsibility for all costs incurred to deliver transportation gas to PECO's city gate stations including, but not limited to, balancing or penalty charges. The Customer is responsible for any imbalance; penalty or similar charge assessed PECO, which results from Customer's operations.

The Customer-owned gas transported by Transcontinental shall be delivered to:
Transfer Point #6555 - Transco/PECO interconnections

The Customer-owned gas transported by Texas Eastern shall be delivered to the points listed below, and all such points shall be included in the Texas Eastern transportation contract executed by the Customer or his agent.

- M&R No. 035 Tetco/PECO interconnection, Delaware Co., PA
- M&R No. 036 Tetco/PECO interconnection, Montgomery Co., PA
- M&R No. 1220 Tetco/PECO interconnection, Montgomery Co., PA
- M&R No. 2004 Tetco/PECO interconnection, Chester Co., PA
- M&R No. 2405 Tetco/PECO interconnection, Montgomery Co., PA
- M&R No. 2475 Tetco/PECO interconnection, Montgomery Co., PA

10. TELEMETRY AND TELEPHONE EQUIPMENT

FOR

(a) Customer shall permit PECO to install and operate telemetering equipment to remotely read PECO's meter.

(b) Customer shall provide and pay for telephone service required for the operation of PECO's equipment and/or the transmittal of data from PECO's meter, as directed by PECO. ~~Customer shall provide telephone for this purpose at least fifteen (15) working days prior to the commencement of service under this agreement.~~

INFORMATIONAL

(c) Service under this contract will not be provided prior to the date on which Customer installs the required telephone service. Customer is responsible to maintain the telephone service in working order at all times

(d) PECO will read the meter on the last day of the month if a reading is not transmitted. If the PECO technician determines that the phone line is not functioning, Customer will be notified that the phone line must be repaired within thirty (30) days.

PURPOSES ONLY

(e) If more than thirty (30) days elapse and the telephone service is not restored to working order to PECO's satisfaction, then the following steps will be taken:

(1) If PECO has sufficient capacity in its gas supply system to supply Customer, then Customer's Account will be served as firm service on PECO's Rate GC-General Service-Commercial and Industrial, for a minimum of twelve (12) months.

(2) If PECO does not have sufficient capacity in its gas supply system to supply Customer, then PECO will disconnect Customer's facility from the PECO gas supply system for a minimum of twelve (12) months. During any such period of disconnection, Customer will use an alternate fuel to meet its heating and process needs.

11. CITY GATE SALES SERVICE

If Customer will take service pursuant to PECO's Rate CGS – City Gate Sales Service, Exhibit 5 must be completed and attached.

12. EXHIBITS

All Exhibits marked below are incorporated into, and made a part of, this agreement. An exhibit may be added or superseded by agreement of PECO and the customer to be effective on the date shown in the new or superseding exhibit.

- Exhibit 1 - Gas Consumption Capability, Contract Quantities, and Commodity Charges
- Exhibit 2 - Nomination Procedure
- Exhibit 3 - Designation of Agent for Customer
- Exhibit 4 - Transportation Buyer Group
- Exhibit 5 - City Gate Sales Service Agreement
- Exhibit 6 - Alternate Fuel Certification Statement
- Exhibit 8 - Election to Decline Full Firm Standby Sales Service

13. TERM

FOR

The initial term of this agreement shall be one year commencing _____, _____. After the initial term, this agreement shall continue on a month-to-month basis. Either party may cancel this agreement after the initial term, upon at least thirty (30) days notice prior to any monthly renewal date. Any termination of this agreement shall not relieve either party of any obligation incurred prior to the effective date of termination.

14. TERMINATION

INFORMATIONAL

If this agreement is canceled during any renewal term by the Customer, Standby Sales Service demand charges under Rate TS-F shall be due and payable until PECO is able to reduce its purchase obligations or otherwise utilize the released supplies pursuant to PECO's Tariff, Gas Transportation Service-General Terms and Conditions, Rule 3.3. If PECO cancels this agreement during any renewal term, Standby Sales Service demand charges shall terminate.

PURPOSES ONLY

15. NOTICES AND COMMUNICATIONS

Any formal communications concerning this agreement shall be in writing and delivered either by hand, by first class certified mail, or by facsimile to the appropriate address as follows:

CUSTOMER	COMPANY
Notices and Correspondence:	Notices and Correspondence:
Customer Name:	PECO Energy Company
Contact Name:	Contact Name:
Address:	Address:
City:	City:
State/Zip:	State/Zip:

Telephone:	Telephone:
Fax:	Fax:
Daily Operations:	Dispatching:
Customer Location :	PECO Energy Company
Contact Name:	Contact Name: Gas Supply & Transportation Group Attention: End User Transportation Analyst
Address:	Address: 2301 Market Street S9-1
City:	City: Philadelphia
State/Zip:	State/Zip: PA 19101
Telephone:	Telephone: (215) 841-6422 or (215) 841-6438
Fax:	Fax: (215) 841-6906

16. ~~WARRANTIES~~

INFORMATIONAL

The Customer warrants that:

- (a) It has good and marketable title to all gas delivered to PECO under this agreement.
- (b) Such gas will be and is free and clear of all liens, encumbrances, and claims whatsoever,
and
- (c) Such gas meets the quality and pressure specifications of the transporting pipelines.

PURPOSES ONLY

17. ADVERSE CONDITIONS

Before PECO installs any facilities, Customer agrees to provide in writing to PECO all available information regarding potential or actual contamination, waste or similar materials or other adverse environmental or hazardous conditions on the Customer's premises on or near where PECO facilities are to be located.

18. INDEMNITY

The customer shall indemnify and hold PECO harmless from all suits, actions, debts, accounts, damages, costs, losses, and expenses arising from or out of adverse claims of title of any and all persons to the gas delivered to PECO.

19. ENTIRE AGREEMENT

This agreement constitutes the entire agreement and understanding between PECO and Customer, and shall cancel and supersede, as of its effective date, all prior contracts, supplemental agreements, negotiations, or discussions, whether oral or written, for the transportation of natural gas.

20. INTERPRETATION

This agreement shall be interpreted under the laws of the Commonwealth of Pennsylvania. This agreement and the obligations of the parties are subject to all valid laws, orders, rules, and regulations of the authorities having jurisdiction over this agreement. Captions and headings in this agreement are for convenience only and do not constitute a part of this agreement.

21. CANCELLATION

Before any installation of facilities, either party shall have the right to cancel and terminate this agreement by written notice to the other party. After such notice, both parties shall be relieved of all duties and obligations arising hereunder.

22. ASSIGNMENT

This agreement shall not be assigned by either party without the written consent of the other, in which event it shall be binding on the party to which it is assigned. Assignment of this agreement shall not release the assigning party from any of the obligations under this agreement unless such a release is agreed to in writing by the other party and the assuming party.

23. CONFIDENTIALITY

The terms of this agreement including, but not limited to, the transportation commodity charges, the volume of gas transported, and all other material items shall be kept confidential by PECO, the Customer, and any agents designated by the Customer except to the extent that any information must be disclosed to a third party as required by law.

In Witness Whereof, the parties hereto have caused this agreement to be duly executed in duplicate originals.

Customer Name:		Company:	PECO Energy Company
Signature:		Signature:	
Name (Print):		Name (Print):	
Title:		Title:	
Date:		Date:	
		Effective Date:	

Exhibit 1

Gas Consumption Capability, Contract Quantities, and Commodity Charges

Customer Name: _____

Account Number _____

Date (if other than effective date of underlying agreement): _____

Gas Consumption Capability

The annual consumption capability at this metering location is _____ Mcf per year.

FOR

1. **Firm Service Contract Quantities and Commodity Charges – for Rate TS-F**

A. Rate TS-F Transportation Contract Quantity (TCQ) _____Mcf/day

Annual Usage for Firm Transportation (check one):

- Less than 5,000 Mcf per year (~~Exhibit 4 – Transportation Buyer Group is required~~)
- Greater than 5,000 Mcf and less than 18,000 Mcf per year, or
- Greater than or equal to 18,000 Mcf per year

B. Rate TS-F Standby Sales Service Contract Quantity _____Mcf/day

If Customer declines firm Standby Sales Service, Exhibit 8 must be attached.

PURPOSES ONLY

If Customer accepts firm Standby Sales Service, the Standby Sales Contract Quantity (SSCQ) must equal the Rate TS-F TCQ. The total maximum firm daily quantity that PECO shall be obligated to transport is the Rate TS-F TCQ specified above. The total maximum firm daily quantity that PECO shall be obligated to supply is the Rate TS-F Standby Sales Service Quantity specified above.

C. Rate for Standby Sales Service (**Optional**):

- Rate GC (capability is less than 18,000 Mcf per year)
- Rate L (capability is 18,000 Mcf per year or more)

2. Interruptible Service Contract Quantity and Commodity Charge – For Rate TS-I

A. Rate TS-I Transportation Contract Quantity (TCQ) _____ Mcf/day

Annual Usage for Interruptible Transportation (check one):

- Less than 5,000 Mcf per year (***Exhibit 4 -Transportation Buyer Group is required***)
- Greater than 5,000 Mcf and less than 18,000 Mcf per year, or
- Greater than or equal to 18,000 Mcf per year.

[Note: It is not necessary to separately obtain interruptible standby sales service; that service is included in PECO’s Rate TS-I service.]

B. Alternate Fuel Categories for Rate IS Standby Service (**check one**):

FOR
INFORMATIONAL
PURPOSES ONLY

Primary Alternate Fuel

Secondary Alternate Fuel (if applicable)

- Propane
- No. 2 Oil
- No. 4 Oil
- No. 6 Oil - 0.5% sulfur content
- No. 6 Oil - 1.0% sulfur content
- Reprocessed Oil
- Other: _____

- Propane
- No. 2 Oil
- No. 4 Oil
- No. 6 Oil - 0.5% sulfur content
- No. 6 Oil - 1.0% sulfur content
- Reprocessed Oil
- Other: _____

(Note: This information must be the same as provided in Exhibit 6.)

3. Other Charges

The above charges do not include balancing charges and other charges as authorized by the Pennsylvania Public Utility Commission.

4. System Losses

The quantity of transportation gas received for this account shall be reduced by the percentage specified in PECO’s Tariff, Gas Transportation Service-General Terms and Conditions, Rule 1.3.

Customer Name:		Company:	PECO Energy Company
Signature:		Signature:	
Name (Print):		Name (Print):	
Title:		Title:	
Date:		Date:	
		Effective Date:	

**Exhibit 2
Nomination Procedure**

Customer Name: _____

Account Number _____

Date (if other than effective date of underlying agreement): _____

- Nomination information or questions concerning nominations shall be forwarded to:

PECO Gas Supply & Transportation Group
 Attention: End User Transportation Analyst
 2301 Market Street, Mail Stop: S9-1
 Philadelphia, PA 19101
 Telephone: (215) 841-6422 or (215) 841-6438
 FAX: (215) 841-6906

- Nomination information shall be submitted to PECO's Electronic Bulletin Board (EBB) showing the total dekatherms delivered to the PECO system by day. Subtotals shall also be provided by Customer and by pipeline transportation contract number. Contact PECO at the address shown above to obtain access to the EBB.

- The Natural Gas Supplier is responsible for verifying that the pipeline is in fact delivering the nominated quantity and for notifying the customer as to its daily delivery status. The Natural Gas Supplier may fulfill this responsibility itself, or through an agent. If the responsibility verification is met by using an agent, the Natural Gas Supplier shall nonetheless be responsible for the accuracy of the verification to the same extent as if the Natural Gas Supplier had itself provided the verification.

- Changes in nominations during a calendar month shall be provided to PECO no later than 2:00 PM Eastern time one business day prior to the effective date of the change.

FOR INFORMATIONAL PURPOSES ONLY

Customer Name:		Company:	PECO Energy Company
Signature:		Signature:	
Name (Print):		Name (Print):	
Title:		Title:	
Date:		Date:	
		Effective Date:	

**Exhibit 3
Designation of Agent for Gas Transportation Service**

Customer Name: _____

Account Number _____

Date (if other than effective date of underlying agreement): _____

Customer designates the party specified below to act as agent on the Customer's behalf for scheduling, dispatching, giving and receipt of notices, and other administrative aspects of transportation service.

FOR

- Even though it has designated an agent, the Customer shall remain responsible to PECO for all of the Customer's obligations under the agreement.
- All communications from PECO to the agent will constitute communications to Customer for all purposes.
- Customer is responsible to maintain communication with its agent on all matters, including whether its agent has properly procured and delivered gas commodity for Customer. PECO is not responsible to inform Customer of any changes made by agent on Customer's behalf. PECO is not responsible to inform Customer if its agent has informed PECO that it will no longer act as Customer's supplier.
- This designation, or any substitute designation, will be effective only if provided at least five days before the end of the month.

INFORMATIONAL

Check one: Mail PECO bill to Customer Mail PECO bill to agent

PURPOSES ONLY

Agent:		Address:	
Contact Person:		Telephone:	
Title:		Email:	

Customer Name:		Company:	PECO Energy Company
Signature:		Signature:	
Name (Print):		Name (Print):	
Title:		Title:	
Date:		Date:	
		Effective Date:	

**Exhibit 4
Designation of Transportation Buyer Group**

Customer Name: _____

Account Number _____

Date (if other than effective date of underlying agreement): _____

The Customer hereby agrees to join a Buyer Group as designated below and is qualified to do so because the annual volume specified in Exhibit 1 is less than 5,000 Mcf per year.

- The natural gas supplier below agrees to sponsor a gas transportation buyer group on PECO Energy Company's (PECO's) gas system.

FOR
Supplier Name _____

Address _____

Contact Person _____ Phone _____

- Supplier agrees to provide daily allocations of transportation gas to each of the following accounts in the buyer group:

INFORMATIONAL

Customer Name _____ Account Number _____

Customer Name _____ Account Number _____

Customer Name _____ Account Number _____

Customer Name _____ Account Number _____

Customer Name _____ Account Number _____

PURPOSES ONLY

- PECO Energy shall have the right to revise administrative procedures for transportation buyer groups in accordance with its tariff.

Supplier Name:		Company:	PECO Energy Company
Signature:		Signature:	
Name (Print):		Name (Print):	
Title:		Title:	
Date:		Date:	
		Effective Date:	

**Exhibit 5
City Gate Sales Service Agreement**

Customer Name: _____

Account Number _____

Date (if other than effective date of underlying agreement): _____

PECO agrees to provide and Customer agrees to receive and pay for Rate CGS service pursuant to the terms of this agreement, Rate CGS, and the applicable provisions of PECO's Gas Service Tariff as such may be amended or superseded from time to time.

1. TERM

The parties agree that the term of service hereunder shall commence on _____, 20____, and shall continue through _____, 20____. Prior to the end of this term, Acquisition Service Charges and Firm Supply Reservation Charges when applicable for the remaining months of the contract term will be due and shall be paid by the Customer prior to the effective date of the cancellation. Any cancellation or termination of this agreement shall not relieve either party of obligations existing on or prior to the effective date of the cancellation or termination.

~~2. TYPE OF SERVICE (select one or both) _____ Firm _____ Interruptible~~

3. NOTICES AND COMMUNICATIONS

Monthly nominations shall be provided to:

End User Transportation Analyst, Gas Supply & Transportation Group
2301 Market Street Philadelphia, PA 19101

Telephone: (215) 841-6422 or (215) 841-6438

FAX: (215) 841-6906

Daily scheduling shall be coordinated with:

End User Transportation Analyst, Gas Supply & Transportation Group

Telephone: (215) 841-6422 or (215) 841-6438

FAX: (215) 841-6906

FOR INFORMATIONAL PURPOSES ONLY

Customer Name:		Company:	PECO Energy Company
Signature:		Signature:	
Name (Print):		Name (Print):	
Title:		Title:	
Date:		Date:	
		Effective Date:	

**Exhibit 6
Alternate Fuel Certification**

Customer Name: _____

Account Number _____

Date (if other than effective date of underlying agreement): _____

Designation of Alternate Fuel

Indicate the primary alternate fuel that you are currently using for this agreement. (Note: This information must be the same as provided in Exhibit 1.) Attach a copy of your most recent invoice from your alternate fuel supplier documenting this fuel type.

FOR

Primary Alternate Fuel

- Propane
- No. 2 Oil
- No. 4 Oil
- No. 6 Oil - 0.5% sulfur content
- No. 6 Oil - 1.0% sulfur content
- Reprocessed Oil
- Other: _____

Secondary Alternate Fuel (if applicable)

- Propane
- No. 2 Oil
- No. 4 Oil
- No. 6 Oil - 0.5% sulfur content
- No. 6 Oil - 1.0% sulfur content
- Reprocessed Oil
- Other: _____

INFORMATIONAL

Information on Permanently Installed Oil or Propane Storage Tank(s)

- Tank #1 _____ gallons Check if underground
- Tank #2 _____ gallons Check if underground
- Tank #3 _____ gallons Check if underground
- Tank #4 _____ gallons Check if underground

Other - Please Explain: _____

PURPOSES ONLY

- Indicate the total gallons of oil or propane you normally maintain in inventory in the winter period in the tanks listed above. _____ gallons.
- Under maximum-use conditions (e.g., coldest weather, maximum production, etc.), how many days would this inventory last? _____ days.
- List any equipment that is served under this agreement that cannot use an alternate fuel.

<u>Equipment</u>	<u>Estimated Gas Use</u>
1.	Mcf per day
2.	Mcf per day
3.	Mcf per day

I hereby certify that the above information is true and correct to the best of my knowledge and belief and that my alternate fuel system is in good working condition.

Customer Name:	Title:
Signature:	Date:
Name (Print):	Effective Date:

Exhibit 8

Election to Decline Full Firm Standby Sales Service

Customer Name: _____

Account Number _____

Date (if other than effective date of underlying agreement):

General

The Customer hereby declines to elect full firm standby sales service from PECO equal to the SSQ for the firm transportation service under Rate TSF elected in Exhibit 1 of this agreement. The Customer therefore agrees and understands that it has no contractual right to purchase gas from PECO under any rate schedule on a daily or monthly basis, and PECO has no obligation to supply natural gas to the Customer, during the term of the agreement, greater than the standby sales quantity (SSQ) indicated in Exhibit 1 of this agreement. Upon termination of the agreement, any obligation to provide retail sales service greater than the SSQ is contingent upon PECO's ability to arrange the additional gas supply.

FOR INFORMATIONAL

Election in Exhibit 1 to Decline Firm Standby Sales Service

The Customer understands that unauthorized use will be billed at a price equivalent to the standby sales rate indicated in Exhibit 1 plus a \$25 per Mcf surcharge. Gas consumption under the following conditions shall be considered unauthorized use: 1) any gas use when the Customer's supplier fails to deliver, 2) consumption of gas exceeding the daily deliveries plus the allowable daily variation, and 3) any consumption of gas in excess of the total delivered in a billing month. The billing for unauthorized use does not provide the Customer with a right to consume gas supplied by PECO and Customer may be liable for damages to PECO and PECO's other customers that are attributable to unauthorized use of gas.

Election in Exhibit 1 of Partial Firm Standby Sales Service

The Customer understands that unauthorized use will be billed at a price equivalent to the standby sales rate indicated in Exhibit 1 plus a \$25 per Mcf surcharge. Gas consumption under the following conditions shall be considered unauthorized use: 1) any gas use in excess of the SSQ when the Customer's supplier fails to deliver, 2) consumption of gas exceeding the daily deliveries plus the allowable daily variation plus the standby sales quantity, and 3) the quantity of deficient deliveries at the conclusion of a billing month that exceeds the SSQ times the number of days in the billing month. The

billing for unauthorized use does not provide the Customer with a right to consume gas supplied by PECO and Customer may be liable for damages to PECO and PECO's other customers that are attributable to unauthorized use of gas.

Customer Acknowledgement

The Customer acknowledges that it fully understands and accepts the risks and responsibilities of making its own natural gas supply and transportation arrangements. The Customer further acknowledges that the consumption of unauthorized gas may result in severe operational problems on PECO's distribution system and that it has been advised that PECO intends to take appropriate action, as described below, to protect the integrity of the gas distribution system:

1) PECO will take such steps that are necessary to prevent the customer from consuming unauthorized gas, may physically stop unauthorized use by either manually or remotely shutting off gas the customer's meter, and may, at its discretion, install a remote shut-off valve for this purpose. Although PECO will make reasonable efforts to notify Customer at least 1 hour prior to stoppage of unauthorized use, stoppage of unauthorized use is not conditional upon such notice. PECO will make reasonable efforts to restore physical deliveries as soon as gas supply of Customer is resumed and the restoration process can be coordinated with Customer.

2) The Customer understands that unauthorized use will be determined on a daily basis and that the Customer (or its agent) is solely responsible for delivering daily gas supply to PECO. In determining the daily quantity of delivered gas supply, PECO relies on the daily nomination information provided by Customer, its agent and the interstate pipeline. Where the Customer's agent nominates pipeline deliveries for more than one PECO customer it is the sole responsibility of Customer, through its agent, to provide Customer's individual allocation of agent's pipeline deliveries. In the absence of Customer-specific allocation for a specific day received by PECO prior to the beginning of the gas day, the Customer has no delivered gas supply that day for purposes of affecting a stoppage of unauthorized use.

3) Customer also acknowledges that a surcharge of \$25.00 per Mcf will apply to the volumes of unauthorized gas consumed, but that this in no way implies that gas will be available, nor it is intended as a backup source of gas. Payment of a penalty by the Customer for unauthorized use does not give the Customer any rights to use such gas.

Emergencies and Operational Flow Orders

The customer understands that provisions of PECO's Gas Tariff and Commission regulations apply to emergency conditions. The Customer understands that PECO may issue operational flow orders or similar directives as necessary and that such orders or

directives may, among other things, suspend the availability of the allowable daily variation in determining unauthorized use.

Tariff Changes

The Customer acknowledges being advised by PECO that PECO intends to propose changes to its Gas Tariff from time to time and that changes authorized by the Commission will supersede any inconsistent provision herein.

Sales and Use Taxes

The Customer understands that the amounts billed by PECO for transportation service do not include applicable sales or use taxes, or any other taxes that may apply to sale and purchase of transported gas.

Termination and Adjustment

PECO shall have the right to cancel this service agreement and/or adjust Customer's SSQ to a reasonable level if unauthorized use occurs during the term of this agreement. Moreover, PECO and Customer may mutually agree on changes in SSQ during the term of the agreement, including reductions in SSQ should Customer requirements change during the term.

Backup Fuel

If the Customer maintains an alternate fuel supply, the Customer hereby agrees to maintain and switch to said alternate fuel supply in the event of a loss of gas deliveries. The Customer agrees to notify PECO if the alternate fuel supply should become unusable.

FOR INFORMATIONAL PURPOSES ONLY

Customer Name:		Company:	PECO Energy Company
Signature:		Signature:	
Name (Print):		Name (Print):	
Title:		Title:	
Date:		Date:	
		Effective Date:	

SECTION 11

**PECO Energy Company (Gas Division)
PUC 1307(f) Filing**

Glossary of Terms

Customer Number – a randomly assigned number to each customer, for PGC filing purposes only.

Rate – PECO billing rate code

- 1) TFL = Gas Transportation with Firm L Backup: greater than or equal to 18,000 mcf annually
- 2) TFG = Gas Transportation with Firm GC Backup: less than or equal to 18,000 mcf annually
- 3) TSG = Gas Rate TSI and TSF with GC Backup: less than or equal to 18,000 mcf annually
- 4) TSL = Gas Rate TSI and TSF with L Backup: greater than or equal to 18,000 mcf annually
- 5) TSI = Transportation Service Interruptible

Interruptible TCQ – Interruptible Transportation Contract Quantity (TCQ) is the maximum daily volume of interruptible gas expressed in mcf net of system losses where applicable, to be transported and delivered to the Customer.

Firm TCQ – is the maximum daily volume of firm gas expressed in mcf net of system losses where applicable, to be transported and delivered to the Customer.

Firm SSQ – Firm Standby Sales Quantity (SSQ) is the maximum daily quantity of gas expressed in mcf that the Customer may purchase.

Size Category – is provided for each meter location having a gas consumption capability of over / under 18,000 mcf annually.

Commodity Rate – is the fixed and/or variable distribution charge as noted in the Gas Tariff.

PECO ENERGY COMPANY
GAS TRANSPORTATION AGREEMENTS

CUSTOMER NUMBER	RATE	INTERRUPTIBLE TCQ	FIRM TCQ	FIRM SSQ	SIZE CATEGORY	COMMODITY RATE
0001	TFL	0.0000	196.0000	1.0000	ABOVE 18,000 MCF/YEAR	0.9267
0002	TFG	0.0000	72.0000	0.0000	BELOW 18,000 MCF/YEAR	1.9416
0003	TSI	165.0000	0.0000	0.0000	ABOVE 18,000 MCF/YEAR	0.8484
0004	TSI	651.0000	0.0000	0.0000	ABOVE 18,000 MCF/YEAR	0.8484
0005	TFG	0.0000	20.0000	0.0000	BELOW 18,000 MCF/YEAR	1.9416
0006	TFG	0.0000	34.0000	1.0000	BELOW 18,000 MCF/YEAR	1.9416
0007	TSI	165.0000	0.0000	0.0000	ABOVE 18,000 MCF/YEAR	0.8484
0008	TFG	0.0000	9.0000	0.0000	BELOW 18,000 MCF/YEAR	1.9416
0009	TFL	0.0000	596.0000	0.0000	ABOVE 18,000 MCF/YEAR	0.9267
0010	TFL	0.0000	306.0000	1.0000	ABOVE 18,000 MCF/YEAR	0.9267
0011	TFG	0.0000	23.0000	0.0000	BELOW 18,000 MCF/YEAR	1.9416
0012	TFG	0.0000	9.0000	0.0000	BELOW 18,000 MCF/YEAR	1.9416
0013	TFG	0.0000	70.0000	0.0000	BELOW 18,000 MCF/YEAR	1.9416
0014	TSI	61.0000	0.0000	0.0000	BELOW 18,000 MCF/YEAR	1.5931
0015	TFG	0.0000	65.0000	1.0000	BELOW 18,000 MCF/YEAR	1.9416
0016	TFG	0.0000	112.0000	69.0000	BELOW 18,000 MCF/YEAR	1.9416
0017	TFL	0.0000	45.0000	1.0000	ABOVE 18,000 MCF/YEAR	0.9267
0018	TFG	0.0000	39.0000	0.0000	BELOW 18,000 MCF/YEAR	1.9416
0019	TSI	52.0000	0.0000	0.0000	BELOW 18,000 MCF/YEAR	1.5931
0019	TFG	0.0000	75.0000	0.0000	BELOW 18,000 MCF/YEAR	1.9416
0020	TSI	405.0000	0.0000	0.0000	ABOVE 18,000 MCF/YEAR	0.8484
0021	TFG	0.0000	59.0000	1.0000	BELOW 18,000 MCF/YEAR	1.9416
0022	TFL	0.0000	96.0000	0.0000	ABOVE 18,000 MCF/YEAR	0.9267
0023	TSI	55.0000	0.0000	0.0000	BELOW 18,000 MCF/YEAR	1.5931
0024	TFG	0.0000	15.0000	8.0000	BELOW 18,000 MCF/YEAR	1.9416
0025	TFG	0.0000	25.0000	0.0000	BELOW 18,000 MCF/YEAR	1.9416
0026	TFG	0.0000	46.0000	0.0000	BELOW 18,000 MCF/YEAR	1.9416
0027	TSI	1,384.0000	0.0000	0.0000	ABOVE 18,000 MCF/YEAR	0.8484
0028	TFG	0.0000	25.0000	1.0000	BELOW 18,000 MCF/YEAR	1.9416
0029	TFG	0.0000	50.0000	0.0000	BELOW 18,000 MCF/YEAR	1.9416
0030	TSI	574.0000	0.0000	0.0000	ABOVE 18,000 MCF/YEAR	0.8484
0031	TFG	0.0000	26.0000	1.0000	BELOW 18,000 MCF/YEAR	1.9416
0032	TFL	0.0000	169.0000	0.0000	ABOVE 18,000 MCF/YEAR	0.9267
0033	TFL	0.0000	14,579.0000	0.0000	ABOVE 18,000 MCF/YEAR	0.9267
0034	TFG	0.0000	9.0000	0.0000	BELOW 18,000 MCF/YEAR	1.9416
0035	TFG	0.0000	40.0000	0.0000	BELOW 18,000 MCF/YEAR	1.9416
0036	TSI	88.0000	0.0000	0.0000	BELOW 18,000 MCF/YEAR	1.5931
0037	TFG	0.0000	52.0000	0.0000	BELOW 18,000 MCF/YEAR	1.9416
0038	TFG	0.0000	19.0000	1.0000	BELOW 18,000 MCF/YEAR	1.9416
0039	TFL	0.0000	780.0000	0.0000	ABOVE 18,000 MCF/YEAR	0.9267
0040	TFG	0.0000	9.0000	1.0000	BELOW 18,000 MCF/YEAR	1.9416
0041	TFG	0.0000	26.0000	0.0000	BELOW 18,000 MCF/YEAR	1.9416
0042	TFG	0.0000	52.0000	0.0000	BELOW 18,000 MCF/YEAR	1.9416
0043	TSI	32.0000	0.0000	0.0000	BELOW 18,000 MCF/YEAR	1.5931
0044	TFL	0.0000	277.0000	0.0000	ABOVE 18,000 MCF/YEAR	0.9267
0045	TFG	0.0000	7.0000	0.0000	BELOW 18,000 MCF/YEAR	1.9416
0046	TFG	0.0000	3.0000	0.0000	BELOW 18,000 MCF/YEAR	1.9416
0047	TSI	100.0000	0.0000	0.0000	BELOW 18,000 MCF/YEAR	1.5931
0048	TFG	0.0000	66.0000	0.0000	BELOW 18,000 MCF/YEAR	1.9416
0049	TFG	0.0000	7.0000	0.0000	BELOW 18,000 MCF/YEAR	1.9416
0050	TFG	0.0000	77.0000	0.0000	BELOW 18,000 MCF/YEAR	1.9416
0051	TFG	0.0000	11.0000	0.0000	BELOW 18,000 MCF/YEAR	1.9416
0052	TFG	0.0000	172.0000	0.0000	BELOW 18,000 MCF/YEAR	1.9416

PECO ENERGY COMPANY
GAS TRANSPORTATION AGREEMENTS

CUSTOMER NUMBER	RATE	INTERRUPTIBLE TCQ	FIRM TCQ	FIRM SSQ	SIZE CATEGORY	COMMODITY RATE
0053	TFL	0.0000	305.0000	20.0000	ABOVE 18,000 MCF/YEAR	0.9267
0054	TFG	0.0000	43.0000	1.0000	BELOW 18,000 MCF/YEAR	1.9416
0055	TFG	0.0000	19.0000	0.0000	BELOW 18,000 MCF/YEAR	1.9416
0056	TSI	30.0000	0.0000	0.0000	BELOW 18,000 MCF/YEAR	1.5931
0057	TSI	101.0000	0.0000	0.0000	BELOW 18,000 MCF/YEAR	1.5931
0057	TFG	0.0000	1.0000	1.0000	BELOW 18,000 MCF/YEAR	1.9416
0058	TSI	52.0000	0.0000	0.0000	BELOW 18,000 MCF/YEAR	1.5931
0059	TSI	1,034.0000	0.0000	0.0000	ABOVE 18,000 MCF/YEAR	0.8484
0060	TSI	12.0000	0.0000	0.0000	BELOW 18,000 MCF/YEAR	1.5931
0061	TFG	0.0000	43.0000	0.0000	BELOW 18,000 MCF/YEAR	1.9416
0062	TFG	0.0000	17.0000	0.0000	BELOW 18,000 MCF/YEAR	1.9416
0063	TFL	0.0000	427.0000	0.0000	ABOVE 18,000 MCF/YEAR	0.9267
0064	TFG	0.0000	81.0000	0.0000	BELOW 18,000 MCF/YEAR	1.9416
0065	TFG	0.0000	51.0000	0.0000	BELOW 18,000 MCF/YEAR	1.9416
0066	TFG	0.0000	12.0000	0.0000	BELOW 18,000 MCF/YEAR	1.9416
0067	TSI	556.0000	0.0000	0.0000	ABOVE 18,000 MCF/YEAR	0.8484
0068	TFG	0.0000	199.0000	0.0000	BELOW 18,000 MCF/YEAR	1.9416
0069	TFG	0.0000	42.0000	1.0000	ABOVE 18,000 MCF/YEAR	0.9267
0070	TFG	0.0000	24.0000	1.0000	BELOW 18,000 MCF/YEAR	1.9416
0071	TFL	0.0000	1,144.0000	0.0000	ABOVE 18,000 MCF/YEAR	0.9267
0072	TSI	198.0000	0.0000	0.0000	ABOVE 18,000 MCF/YEAR	0.8484
0073	TFG	0.0000	41.0000	1.0000	BELOW 18,000 MCF/YEAR	1.9416
0074	TFG	0.0000	117.0000	1.0000	BELOW 18,000 MCF/YEAR	1.9416
0075	TSI	19.0000	0.0000	0.0000	BELOW 18,000 MCF/YEAR	1.5931
0076	TFL	0.0000	180.0000	0.0000	ABOVE 18,000 MCF/YEAR	0.9267
0077	TFG	0.0000	45.0000	0.0000	BELOW 18,000 MCF/YEAR	1.9416
0078	TSI	25.0000	0.0000	0.0000	BELOW 18,000 MCF/YEAR	1.5931
0079	TFG	0.0000	19.0000	0.0000	BELOW 18,000 MCF/YEAR	1.9416
0080	TFG	0.0000	40.0000	1.0000	BELOW 18,000 MCF/YEAR	1.9416
0081	TSI	35.0000	0.0000	0.0000	BELOW 18,000 MCF/YEAR	1.5931
0082	TFL	0.0000	372.0000	10.0000	ABOVE 18,000 MCF/YEAR	0.9267
0083	TFG	0.0000	22.0000	0.0000	BELOW 18,000 MCF/YEAR	1.9416
0084	TSI	2,078.0000	0.0000	0.0000	ABOVE 18,000 MCF/YEAR	0.8484
0085	TFL	0.0000	608.0000	0.0000	ABOVE 18,000 MCF/YEAR	0.9267
0086	TSI	57.0000	0.0000	0.0000	BELOW 18,000 MCF/YEAR	1.5931
0087	TFG	0.0000	106.0000	0.0000	BELOW 18,000 MCF/YEAR	1.9416
0088	TFL	0.0000	155.0000	0.0000	ABOVE 18,000 MCF/YEAR	0.9267
0089	TFG	0.0000	11.0000	3.0000	BELOW 18,000 MCF/YEAR	1.9416
0090	TSI	110.0000	0.0000	0.0000	BELOW 18,000 MCF/YEAR	1.5931
0091	TFG	0.0000	65.0000	1.0000	BELOW 18,000 MCF/YEAR	1.9416
0092	TSI	87.0000	0.0000	0.0000	BELOW 18,000 MCF/YEAR	1.5931
0093	TFL	0.0000	418.0000	0.0000	ABOVE 18,000 MCF/YEAR	0.9267
0094	TSI	311.0000	0.0000	0.0000	ABOVE 18,000 MCF/YEAR	0.8484
0095	TFG	0.0000	4.0000	0.0000	BELOW 18,000 MCF/YEAR	1.9416
0096	TSI	1,465.0000	0.0000	0.0000	ABOVE 18,000 MCF/YEAR	0.8484
0097	TFL	0.0000	98.0000	0.0000	ABOVE 18,000 MCF/YEAR	0.9267
0098	TSI	1,079.0000	0.0000	0.0000	ABOVE 18,000 MCF/YEAR	0.8484
0099	TFG	0.0000	43.0000	0.0000	BELOW 18,000 MCF/YEAR	1.9416
0100	TFG	0.0000	14.0000	1.0000	BELOW 18,000 MCF/YEAR	1.9416
0101	TFG	0.0000	15.0000	0.0000	BELOW 18,000 MCF/YEAR	1.9416
0102	TSI	18.0000	0.0000	0.0000	BELOW 18,000 MCF/YEAR	1.5931
0103	TFG	0.0000	64.0000	0.0000	BELOW 18,000 MCF/YEAR	1.9416
0104	TFG	0.0000	31.0000	0.0000	BELOW 18,000 MCF/YEAR	1.9416

PECO ENERGY COMPANY
GAS TRANSPORTATION AGREEMENTS

CUSTOMER NUMBER	RATE	INTERRUPTIBLE TCQ	FIRM TCQ	FIRM SSQ	SIZE CATEGORY	COMMODITY RATE
0105	TFG	0.0000	20.0000	0.0000	BELOW 18,000 MCF/YEAR	1.9416
0106	TFG	0.0000	8.0000	0.0000	BELOW 18,000 MCF/YEAR	1.9416
0107	TFG	0.0000	74.0000	0.0000	BELOW 18,000 MCF/YEAR	1.9416
0108	TFL	0.0000	210.0000	1.0000	ABOVE 18,000 MCF/YEAR	0.9267
0109	TFG	0.0000	14.0000	0.0000	BELOW 18,000 MCF/YEAR	1.9416
0110	TSI	131.0000	0.0000	0.0000	BELOW 18,000 MCF/YEAR	1.5931
0111	TFG	0.0000	7.0000	0.0000	BELOW 18,000 MCF/YEAR	1.9416
0112	TFL	0.0000	276.0000	0.0000	ABOVE 18,000 MCF/YEAR	0.9267
0113	TSI	64.0000	0.0000	0.0000	BELOW 18,000 MCF/YEAR	1.5931
0114	TSI	99.0000	0.0000	0.0000	BELOW 18,000 MCF/YEAR	1.5931
0115	TSI	1,766.0000	0.0000	0.0000	ABOVE 18,000 MCF/YEAR	0.8484
0116	TFG	0.0000	4.0000	0.0000	BELOW 18,000 MCF/YEAR	1.9416
0117	TFG	0.0000	13.0000	1.0000	BELOW 18,000 MCF/YEAR	1.9416
0118	TFG	0.0000	10.0000	0.0000	BELOW 18,000 MCF/YEAR	1.9416
0119	TFG	0.0000	9.0000	0.0000	BELOW 18,000 MCF/YEAR	1.9416
0120	TFL	0.0000	178.0000	0.0000	ABOVE 18,000 MCF/YEAR	0.9267
0121	TFL	0.0000	136.0000	1.0000	ABOVE 18,000 MCF/YEAR	0.9267
0122	TFL	0.0000	391.0000	0.0000	ABOVE 18,000 MCF/YEAR	0.9267
0123	TSI	129.0000	0.0000	0.0000	ABOVE 18,000 MCF/YEAR	0.8484
0123	TFL	0.0000	11.0000	1.0000	ABOVE 18,000 MCF/YEAR	0.9267
0124	TFL	0.0000	430.0000	0.0000	ABOVE 18,000 MCF/YEAR	0.9267
0125	TFG	0.0000	14.0000	0.0000	BELOW 18,000 MCF/YEAR	1.9416
0126	TFG	0.0000	8.0000	0.0000	BELOW 18,000 MCF/YEAR	1.9416
0127	TFG	0.0000	14.0000	0.0000	BELOW 18,000 MCF/YEAR	1.9416
0128	TFL	0.0000	144.0000	1.0000	ABOVE 18,000 MCF/YEAR	0.9267
0129	TFG	0.0000	14.0000	0.0000	BELOW 18,000 MCF/YEAR	1.9416
0130	TSI	65.0000	0.0000	0.0000	BELOW 18,000 MCF/YEAR	1.5931
0131	TFG	0.0000	28.0000	0.0000	BELOW 18,000 MCF/YEAR	1.9416
0132	TSI	265.0000	0.0000	0.0000	ABOVE 18,000 MCF/YEAR	0.8484
0133	TFL	0.0000	837.0000	0.0000	ABOVE 18,000 MCF/YEAR	0.9267
0134	TSI	85.0000	0.0000	0.0000	BELOW 18,000 MCF/YEAR	1.5931
0135	TSI	40.0000	0.0000	0.0000	BELOW 18,000 MCF/YEAR	1.5931
0136	TSI	62.0000	0.0000	0.0000	BELOW 18,000 MCF/YEAR	1.5931
0136	TFG	0.0000	2.0000	2.0000	BELOW 18,000 MCF/YEAR	1.9416
0137	TSI	52.0000	0.0000	0.0000	ABOVE 18,000 MCF/YEAR	0.8484
0137	TFG	0.0000	15.0000	0.0000	ABOVE 18,000 MCF/YEAR	0.9267
0138	TFG	0.0000	18.0000	0.0000	BELOW 18,000 MCF/YEAR	1.9416
0139	TFL	0.0000	386.0000	1.0000	ABOVE 18,000 MCF/YEAR	0.9267
0140	TFL	0.0000	150.0000	0.0000	ABOVE 18,000 MCF/YEAR	0.9267
0141	TFL	0.0000	207.0000	0.0000	ABOVE 18,000 MCF/YEAR	0.9267
0142	TFG	0.0000	132.0000	0.0000	BELOW 18,000 MCF/YEAR	1.9416
0143	TSI	1,034.0000	0.0000	0.0000	ABOVE 18,000 MCF/YEAR	0.8484
0144	TSI	69.0000	0.0000	0.0000	BELOW 18,000 MCF/YEAR	1.5931
0145	TSI	473.0000	0.0000	0.0000	ABOVE 18,000 MCF/YEAR	0.8484
0146	TFG	0.0000	32.0000	1.0000	BELOW 18,000 MCF/YEAR	1.9416
0147	TFG	0.0000	50.0000	0.0000	BELOW 18,000 MCF/YEAR	1.9416
0148	TSI	13.0000	0.0000	0.0000	BELOW 18,000 MCF/YEAR	1.5931
0149	TFG	0.0000	9.0000	0.0000	BELOW 18,000 MCF/YEAR	1.9416
0150	TFG	0.0000	23.0000	1.0000	BELOW 18,000 MCF/YEAR	1.9416
0151	TSI	22.0000	0.0000	0.0000	BELOW 18,000 MCF/YEAR	1.5931
0152	TSI	304.0000	0.0000	0.0000	ABOVE 18,000 MCF/YEAR	0.8484
0153	TSI	17.0000	0.0000	0.0000	BELOW 18,000 MCF/YEAR	1.5931
0154	TSI	82.0000	0.0000	0.0000	BELOW 18,000 MCF/YEAR	1.5931

PECO ENERGY COMPANY
GAS TRANSPORTATION AGREEMENTS

CUSTOMER NUMBER	RATE	INTERRUPTIBLE TCQ	FIRM TCQ	FIRM SSQ	SIZE CATEGORY	COMMODITY RATE
0154	TFG	0.0000	3.0000	0.0000	BELOW 18,000 MCF/YEAR	1.9416
0155	TFL	0.0000	101.0000	1.0000	ABOVE 18,000 MCF/YEAR	0.9267
0156	TFG	0.0000	35.0000	0.0000	BELOW 18,000 MCF/YEAR	1.9416
0157	TFG	0.0000	37.0000	0.0000	BELOW 18,000 MCF/YEAR	1.9416
0158	TSI	42.0000	0.0000	0.0000	BELOW 18,000 MCF/YEAR	1.5931
0159	TFG	0.0000	22.0000	0.0000	BELOW 18,000 MCF/YEAR	1.9416
0160	TSI	153.0000	0.0000	0.0000	BELOW 18,000 MCF/YEAR	1.5931
0161	TFL	0.0000	119.0000	0.0000	ABOVE 18,000 MCF/YEAR	0.9267
0162	TFG	0.0000	116.0000	0.0000	BELOW 18,000 MCF/YEAR	1.9416
0163	TSI	87.0000	0.0000	0.0000	ABOVE 18,000 MCF/YEAR	0.8484
0163	TFG	0.0000	1.0000	1.0000	ABOVE 18,000 MCF/YEAR	0.9267
0164	TSI	116.0000	0.0000	0.0000	BELOW 18,000 MCF/YEAR	1.5931
0164	TFG	0.0000	5.0000	1.0000	BELOW 18,000 MCF/YEAR	1.9416
0165	TFG	0.0000	20.0000	0.0000	BELOW 18,000 MCF/YEAR	1.9416
0166	TFG	0.0000	2.0000	3.0000	BELOW 18,000 MCF/YEAR	1.9416
0167	TFG	0.0000	21.0000	0.0000	BELOW 18,000 MCF/YEAR	1.9416
0168	TFG	0.0000	7.0000	0.0000	BELOW 18,000 MCF/YEAR	1.9416
0169	TFG	0.0000	42.0000	1.0000	BELOW 18,000 MCF/YEAR	1.9416
0170	TFG	0.0000	17.0000	1.0000	BELOW 18,000 MCF/YEAR	1.9416
0171	TSI	21.0000	0.0000	0.0000	BELOW 18,000 MCF/YEAR	1.5931
0172	TFG	0.0000	6.0000	0.0000	BELOW 18,000 MCF/YEAR	1.9416
0173	TFG	0.0000	19.0000	0.0000	BELOW 18,000 MCF/YEAR	1.9416
0174	TFG	0.0000	75.0000	1.0000	BELOW 18,000 MCF/YEAR	1.9416
0175	TFG	0.0000	43.0000	1.0000	BELOW 18,000 MCF/YEAR	1.9416
0176	TFG	0.0000	105.0000	1.0000	BELOW 18,000 MCF/YEAR	1.9416
0177	TFG	0.0000	26.0000	0.0000	BELOW 18,000 MCF/YEAR	1.9416
0178	TFG	0.0000	8.0000	0.0000	BELOW 18,000 MCF/YEAR	1.9416
0179	TFL	0.0000	197.0000	0.0000	ABOVE 18,000 MCF/YEAR	0.9267
0180	TFG	0.0000	14.0000	0.0000	BELOW 18,000 MCF/YEAR	1.9416
0181	TFG	0.0000	50.0000	0.0000	BELOW 18,000 MCF/YEAR	1.9416
0182	TSI	100.0000	0.0000	0.0000	ABOVE 18,000 MCF/YEAR	0.8484
0182	TFL	0.0000	44.0000	5.0000	ABOVE 18,000 MCF/YEAR	0.9267
0183	TFL	0.0000	229.0000	20.0000	ABOVE 18,000 MCF/YEAR	0.9267
0184	TFL	0.0000	103.0000	0.0000	ABOVE 18,000 MCF/YEAR	0.9267
0185	TSI	109.0000	0.0000	0.0000	BELOW 18,000 MCF/YEAR	1.5931
0186	TFL	0.0000	261.0000	1.0000	ABOVE 18,000 MCF/YEAR	0.9267
0187	TFG	0.0000	14.0000	0.0000	BELOW 18,000 MCF/YEAR	1.9416
0188	TFG	0.0000	57.0000	1.0000	BELOW 18,000 MCF/YEAR	1.9416
0189	TSI	19.0000	0.0000	0.0000	BELOW 18,000 MCF/YEAR	1.5931
0190	TFL	0.0000	697.0000	0.0000	ABOVE 18,000 MCF/YEAR	0.9267
0191	TSI	366.0000	0.0000	0.0000	ABOVE 18,000 MCF/YEAR	0.8484
0192	TSI	97.0000	0.0000	0.0000	BELOW 18,000 MCF/YEAR	1.5931
0193	TFG	0.0000	154.0000	1.0000	BELOW 18,000 MCF/YEAR	1.9416
0194	TSI	278.0000	0.0000	0.0000	ABOVE 18,000 MCF/YEAR	0.8484
0195	TFG	0.0000	26.0000	1.0000	BELOW 18,000 MCF/YEAR	1.9416
0196	TFL	0.0000	194.0000	0.0000	ABOVE 18,000 MCF/YEAR	0.9267
0197	TSI	197.0000	0.0000	0.0000	ABOVE 18,000 MCF/YEAR	0.8484
0197	TFL	0.0000	240.0000	0.0000	ABOVE 18,000 MCF/YEAR	0.9267
0198	TFG	0.0000	195.0000	0.0000	BELOW 18,000 MCF/YEAR	1.9416
0199	TFG	0.0000	29.0000	0.0000	BELOW 18,000 MCF/YEAR	1.9416
0200	TFG	0.0000	10.0000	0.0000	BELOW 18,000 MCF/YEAR	1.9416
0201	TFG	0.0000	7.0000	0.0000	BELOW 18,000 MCF/YEAR	1.9416
0202	TFL	0.0000	242.0000	0.0000	ABOVE 18,000 MCF/YEAR	0.9267

PECO ENERGY COMPANY
GAS TRANSPORTATION AGREEMENTS

CUSTOMER NUMBER	RATE	INTERRUPTIBLE TCQ	FIRM TCQ	FIRM SSQ	SIZE CATEGORY	COMMODITY RATE
0203	TFL	0.0000	106.0000	10.0000	ABOVE 18,000 MCF/YEAR	0.9267
0204	TFG	0.0000	224.0000	1.0000	ABOVE 18,000 MCF/YEAR	0.9267
0205	TSI	139.0000	0.0000	0.0000	BELOW 18,000 MCF/YEAR	1.5931
0206	TFL	0.0000	21.0000	1.0000	ABOVE 18,000 MCF/YEAR	0.9267
0207	TFL	0.0000	759.0000	0.0000	ABOVE 18,000 MCF/YEAR	0.9267
0208	TFG	0.0000	67.0000	1.0000	BELOW 18,000 MCF/YEAR	1.9416
0209	TFG	0.0000	47.0000	0.0000	BELOW 18,000 MCF/YEAR	1.9416
0210	TFL	0.0000	279.0000	1.0000	ABOVE 18,000 MCF/YEAR	0.9267
0211	TSI	48.0000	0.0000	0.0000	BELOW 18,000 MCF/YEAR	1.5931
0212	TFG	0.0000	45.0000	0.0000	BELOW 18,000 MCF/YEAR	1.9416
0213	TSI	41.0000	0.0000	0.0000	BELOW 18,000 MCF/YEAR	1.5931
0214	TSI	157.0000	0.0000	0.0000	ABOVE 18,000 MCF/YEAR	0.8484
0215	TFL	0.0000	220.0000	0.0000	ABOVE 18,000 MCF/YEAR	0.9267
0216	TFG	0.0000	46.0000	0.0000	BELOW 18,000 MCF/YEAR	1.9416
0217	TFG	0.0000	18.0000	0.0000	BELOW 18,000 MCF/YEAR	1.9416
0218	TFL	0.0000	9.0000	15.0000	ABOVE 18,000 MCF/YEAR	0.9267
0219	TSI	207.0000	0.0000	0.0000	ABOVE 18,000 MCF/YEAR	0.8484
0219	TFL	0.0000	30.0000	1.0000	ABOVE 18,000 MCF/YEAR	0.9267
0220	TFG	0.0000	7.0000	0.0000	BELOW 18,000 MCF/YEAR	1.9416
0221	TFL	0.0000	341.0000	0.0000	ABOVE 18,000 MCF/YEAR	0.9267
0222	TFG	0.0000	89.0000	0.0000	BELOW 18,000 MCF/YEAR	1.9416
0223	TFG	0.0000	40.0000	0.0000	BELOW 18,000 MCF/YEAR	1.9416
0224	TFG	0.0000	73.0000	0.0000	BELOW 18,000 MCF/YEAR	1.9416
0225	TSI	20.0000	0.0000	0.0000	BELOW 18,000 MCF/YEAR	1.5931
0226	TSI	45.0000	0.0000	0.0000	BELOW 18,000 MCF/YEAR	1.5931
0227	TSI	43.0000	0.0000	0.0000	BELOW 18,000 MCF/YEAR	1.5931
0228	TSI	2,902.0000	0.0000	0.0000	ABOVE 18,000 MCF/YEAR	0.8484
0228	TFL	0.0000	50.0000	0.0000	ABOVE 18,000 MCF/YEAR	0.9267
0229	TFG	0.0000	144.0000	0.0000	BELOW 18,000 MCF/YEAR	1.9416
0230	TSI	72.0000	0.0000	0.0000	BELOW 18,000 MCF/YEAR	1.5931
0230	TFG	0.0000	12.0000	0.0000	BELOW 18,000 MCF/YEAR	1.9416
0231	TSI	107.0000	0.0000	0.0000	ABOVE 18,000 MCF/YEAR	0.8484
0232	TSI	56.0000	0.0000	0.0000	ABOVE 18,000 MCF/YEAR	0.8484
0232	TFG	0.0000	1.0000	1.0000	ABOVE 18,000 MCF/YEAR	0.9267
0233	TFG	0.0000	9.0000	1.0000	BELOW 18,000 MCF/YEAR	1.9416
0234	TFG	0.0000	74.0000	0.0000	BELOW 18,000 MCF/YEAR	1.9416
0235	TFG	0.0000	10.0000	1.0000	BELOW 18,000 MCF/YEAR	1.9416
0236	TFG	0.0000	43.0000	0.0000	BELOW 18,000 MCF/YEAR	1.9416
0237	TSI	70.0000	0.0000	0.0000	BELOW 18,000 MCF/YEAR	1.5931
0238	TFG	0.0000	11.0000	0.0000	BELOW 18,000 MCF/YEAR	1.9416
0239	TSI	58.0000	0.0000	0.0000	BELOW 18,000 MCF/YEAR	1.5931
0240	TFL	0.0000	328.0000	0.0000	ABOVE 18,000 MCF/YEAR	0.9267
0241	TFG	0.0000	57.0000	0.0000	BELOW 18,000 MCF/YEAR	1.9416
0242	TFG	0.0000	66.0000	1.0000	BELOW 18,000 MCF/YEAR	1.9416
0243	TSI	498.0000	0.0000	0.0000	ABOVE 18,000 MCF/YEAR	0.8484
0244	TFG	0.0000	15.0000	0.0000	BELOW 18,000 MCF/YEAR	1.9416
0245	TFL	0.0000	102.0000	0.0000	ABOVE 18,000 MCF/YEAR	0.9267
0246	TSI	3,675.0000	0.0000	0.0000	ABOVE 18,000 MCF/YEAR	0.8484
0247	TSI	77.0000	0.0000	0.0000	BELOW 18,000 MCF/YEAR	1.5931
0248	TFL	0.0000	215.0000	0.0000	ABOVE 18,000 MCF/YEAR	0.9267
0249	TSI	43.0000	0.0000	0.0000	BELOW 18,000 MCF/YEAR	1.5931
0250	TSI	40.0000	0.0000	0.0000	BELOW 18,000 MCF/YEAR	1.5931
0251	TSI	70.0000	0.0000	0.0000	BELOW 18,000 MCF/YEAR	1.5931

PECO ENERGY COMPANY
GAS TRANSPORTATION AGREEMENTS

CUSTOMER NUMBER	RATE	INTERRUPTIBLE TCQ	FIRM TCQ	FIRM SSQ	SIZE CATEGORY	COMMODITY RATE
0252	TSI	211.0000	0.0000	0.0000	ABOVE 18,000 MCF/YEAR	0.8484
0253	TSI	64.0000	0.0000	0.0000	BELOW 18,000 MCF/YEAR	1.5931
0254	TFG	0.0000	61.0000	0.0000	BELOW 18,000 MCF/YEAR	1.9416
0255	TFG	0.0000	72.0000	0.0000	BELOW 18,000 MCF/YEAR	1.9416
0256	TSI	200.0000	0.0000	0.0000	ABOVE 18,000 MCF/YEAR	0.8484
0256	TFL	0.0000	10.0000	0.0000	ABOVE 18,000 MCF/YEAR	0.9267
0257	TFG	0.0000	41.0000	0.0000	BELOW 18,000 MCF/YEAR	1.9416
0258	TSI	149.0000	0.0000	0.0000	ABOVE 18,000 MCF/YEAR	0.8484
0259	TSI	6,778.0000	0.0000	0.0000	ABOVE 18,000 MCF/YEAR	0.8484
0260	TFL	0.0000	123.0000	0.0000	ABOVE 18,000 MCF/YEAR	0.9267
0261	TFG	0.0000	20.0000	0.0000	BELOW 18,000 MCF/YEAR	1.9416
0262	TFG	0.0000	83.0000	0.0000	BELOW 18,000 MCF/YEAR	1.9416
0263	TSI	51.0000	0.0000	0.0000	BELOW 18,000 MCF/YEAR	1.5931
0264	TFG	0.0000	98.0000	0.0000	BELOW 18,000 MCF/YEAR	1.9416
0265	TFG	0.0000	14.0000	0.0000	BELOW 18,000 MCF/YEAR	1.9416
0266	TFG	0.0000	120.0000	0.0000	BELOW 18,000 MCF/YEAR	1.9416
0267	TSI	19,531.0000	0.0000	0.0000	ABOVE 18,000 MCF/YEAR	0.8484
0268	TFG	0.0000	17.0000	0.0000	BELOW 18,000 MCF/YEAR	1.9416
0269	TSI	114.0000	0.0000	0.0000	BELOW 18,000 MCF/YEAR	1.5931
0270	TSI	833.0000	0.0000	0.0000	ABOVE 18,000 MCF/YEAR	0.8484
0271	TSI	37.0000	0.0000	0.0000	BELOW 18,000 MCF/YEAR	1.5931
0272	TSI	23.0000	0.0000	0.0000	BELOW 18,000 MCF/YEAR	1.5931
0273	TSI	319.0000	0.0000	0.0000	ABOVE 18,000 MCF/YEAR	0.8484
0273	TFL	0.0000	10.0000	10.0000	ABOVE 18,000 MCF/YEAR	0.9267
0274	TSI	21.0000	0.0000	0.0000	BELOW 18,000 MCF/YEAR	1.5931
0275	TFG	0.0000	107.0000	1.0000	BELOW 18,000 MCF/YEAR	1.9416
0276	TFL	0.0000	319.0000	1.0000	ABOVE 18,000 MCF/YEAR	0.9267
0277	TSI	35.0000	0.0000	0.0000	BELOW 18,000 MCF/YEAR	1.5931
0278	TFL	0.0000	149.0000	0.0000	ABOVE 18,000 MCF/YEAR	0.9267
0279	TFG	0.0000	66.0000	1.0000	BELOW 18,000 MCF/YEAR	1.9416
0280	TSI	13.0000	0.0000	0.0000	BELOW 18,000 MCF/YEAR	1.5931
0280	TFG	0.0000	5.0000	5.0000	BELOW 18,000 MCF/YEAR	1.9416
0281	TSI	123.0000	0.0000	0.0000	ABOVE 18,000 MCF/YEAR	0.8484
0282	TSI	76.0000	0.0000	0.0000	BELOW 18,000 MCF/YEAR	1.5931
0283	TFG	0.0000	23.0000	0.0000	BELOW 18,000 MCF/YEAR	1.9416
0284	TSI	694.0000	0.0000	0.0000	ABOVE 18,000 MCF/YEAR	0.8484
0285	TFG	0.0000	8.0000	0.0000	BELOW 18,000 MCF/YEAR	1.9416
0286	TFG	0.0000	24.0000	0.0000	BELOW 18,000 MCF/YEAR	1.9416
0287	TFG	0.0000	28.0000	0.0000	BELOW 18,000 MCF/YEAR	1.9416
0288	TFG	0.0000	30.0000	0.0000	BELOW 18,000 MCF/YEAR	1.9416
0289	TSI	644.0000	0.0000	0.0000	ABOVE 18,000 MCF/YEAR	0.8484
0290	TSI	21.0000	0.0000	0.0000	BELOW 18,000 MCF/YEAR	1.5931
0291	TFL	0.0000	396.0000	0.0000	ABOVE 18,000 MCF/YEAR	0.9267
0292	TSI	244.0000	0.0000	0.0000	ABOVE 18,000 MCF/YEAR	0.8484
0292	TFL	0.0000	4.0000	4.0000	ABOVE 18,000 MCF/YEAR	0.9267
0293	TSI	13.0000	0.0000	0.0000	BELOW 18,000 MCF/YEAR	1.5931
0294	TFG	0.0000	28.0000	0.0000	BELOW 18,000 MCF/YEAR	1.9416
0295	TFG	0.0000	18.0000	0.0000	BELOW 18,000 MCF/YEAR	1.9416
0296	TFG	0.0000	33.0000	0.0000	BELOW 18,000 MCF/YEAR	1.9416
0297	TFL	0.0000	223.0000	0.0000	ABOVE 18,000 MCF/YEAR	0.9267
0298	TFG	0.0000	33.0000	0.0000	BELOW 18,000 MCF/YEAR	1.9416
0299	TFG	0.0000	69.0000	0.0000	BELOW 18,000 MCF/YEAR	1.9416
0300	TFG	0.0000	13.0000	0.0000	BELOW 18,000 MCF/YEAR	1.9416

PECO ENERGY COMPANY
GAS TRANSPORTATION AGREEMENTS

CUSTOMER NUMBER	RATE	INTERRUPTIBLE TCQ	FIRM TCQ	FIRM SSQ	SIZE CATEGORY	COMMODITY RATE
0301	TFL	0.0000	134.0000	1.0000	ABOVE 18,000 MCF/YEAR	0.9267
0302	TFG	0.0000	31.0000	0.0000	BELOW 18,000 MCF/YEAR	1.9416
0303	TFG	0.0000	68.0000	1.0000	BELOW 18,000 MCF/YEAR	1.9416
0304	TSI	42.0000	0.0000	0.0000	BELOW 18,000 MCF/YEAR	1.5931
0305	TFG	0.0000	73.0000	1.0000	BELOW 18,000 MCF/YEAR	1.9416
0306	TFL	0.0000	2,090.0000	0.0000	ABOVE 18,000 MCF/YEAR	0.9267
0307	TFL	0.0000	83.0000	0.0000	ABOVE 18,000 MCF/YEAR	0.9267
0308	TFG	0.0000	72.0000	0.0000	BELOW 18,000 MCF/YEAR	1.9416
0309	TFG	0.0000	29.0000	0.0000	BELOW 18,000 MCF/YEAR	1.9416
0310	TFL	0.0000	265.0000	0.0000	ABOVE 18,000 MCF/YEAR	0.9267
0311	TFG	0.0000	29.0000	1.0000	BELOW 18,000 MCF/YEAR	1.9416
0312	TSI	220.0000	0.0000	0.0000	ABOVE 18,000 MCF/YEAR	0.8484
0313	TFL	0.0000	134.0000	100.0000	ABOVE 18,000 MCF/YEAR	0.9267
0314	TSI	40.0000	0.0000	0.0000	BELOW 18,000 MCF/YEAR	1.5931
0315	TSI	14.0000	0.0000	0.0000	BELOW 18,000 MCF/YEAR	1.5931
0316	TFG	0.0000	59.0000	0.0000	BELOW 18,000 MCF/YEAR	1.9416
0317	TFG	0.0000	310.0000	0.0000	BELOW 18,000 MCF/YEAR	1.9416
0318	TFL	0.0000	132.0000	0.0000	ABOVE 18,000 MCF/YEAR	0.9267
0319	TSI	59.0000	0.0000	0.0000	BELOW 18,000 MCF/YEAR	1.5931
0320	TFG	0.0000	30.0000	0.0000	BELOW 18,000 MCF/YEAR	1.9416
0321	TFL	0.0000	1,150.0000	1.0000	ABOVE 18,000 MCF/YEAR	0.9267
0322	TFG	0.0000	83.0000	0.0000	BELOW 18,000 MCF/YEAR	1.9416
0323	TFG	0.0000	167.0000	0.0000	BELOW 18,000 MCF/YEAR	1.9416
0324	TFL	0.0000	411.0000	0.0000	ABOVE 18,000 MCF/YEAR	0.9267
0325	TFG	0.0000	10.0000	0.0000	BELOW 18,000 MCF/YEAR	1.9416
0326	TFG	0.0000	65.0000	0.0000	BELOW 18,000 MCF/YEAR	1.9416
0327	TFL	0.0000	107.0000	0.0000	ABOVE 18,000 MCF/YEAR	0.9267
0328	TSI	135.0000	0.0000	0.0000	ABOVE 18,000 MCF/YEAR	0.8484
0329	TSI	2,266.0000	0.0000	0.0000	ABOVE 18,000 MCF/YEAR	0.8484
0330	TFL	0.0000	275.0000	1.0000	ABOVE 18,000 MCF/YEAR	0.9267
0331	TSI	31.0000	0.0000	0.0000	BELOW 18,000 MCF/YEAR	1.5931
0332	TSI	199.0000	0.0000	0.0000	ABOVE 18,000 MCF/YEAR	0.8484
0333	TFG	0.0000	32.0000	3.0000	BELOW 18,000 MCF/YEAR	1.9416
0334	TFG	0.0000	15.0000	0.0000	BELOW 18,000 MCF/YEAR	1.9416
0335	TFG	0.0000	9.0000	0.0000	BELOW 18,000 MCF/YEAR	1.9416
0336	TSI	132.0000	0.0000	0.0000	ABOVE 18,000 MCF/YEAR	0.8484
0336	TFL	0.0000	3.0000	3.0000	ABOVE 18,000 MCF/YEAR	0.9267
0337	TFG	0.0000	136.0000	0.0000	BELOW 18,000 MCF/YEAR	1.9416
0338	TFG	0.0000	9.0000	0.0000	BELOW 18,000 MCF/YEAR	1.9416
0339	TSI	92.0000	0.0000	0.0000	ABOVE 18,000 MCF/YEAR	0.8484
0340	TFL	0.0000	211.0000	0.0000	ABOVE 18,000 MCF/YEAR	0.9267
0341	TFL	0.0000	109.0000	0.0000	ABOVE 18,000 MCF/YEAR	0.9267
0342	TFG	0.0000	26.0000	0.0000	BELOW 18,000 MCF/YEAR	1.9416
0343	TFL	0.0000	647.0000	0.0000	ABOVE 18,000 MCF/YEAR	0.9267
0344	TSI	1,851.0000	0.0000	0.0000	ABOVE 18,000 MCF/YEAR	0.8484
0345	TFL	0.0000	791.0000	0.0000	ABOVE 18,000 MCF/YEAR	0.9267
0346	TSI	15.0000	0.0000	0.0000	BELOW 18,000 MCF/YEAR	1.5931
0347	TFG	0.0000	66.0000	0.0000	BELOW 18,000 MCF/YEAR	1.9416
0348	TFG	0.0000	37.0000	1.0000	BELOW 18,000 MCF/YEAR	1.9416
0349	TFG	0.0000	22.0000	0.0000	BELOW 18,000 MCF/YEAR	1.9416
0350	TFL	0.0000	176.0000	0.0000	ABOVE 18,000 MCF/YEAR	0.9267
0351	TSI	94.0000	0.0000	0.0000	BELOW 18,000 MCF/YEAR	1.5931
0352	TFG	0.0000	14.0000	0.0000	BELOW 18,000 MCF/YEAR	1.9416

PECO ENERGY COMPANY
GAS TRANSPORTATION AGREEMENTS

CUSTOMER NUMBER	RATE	INTERRUPTIBLE TCQ	FIRM TCQ	FIRM SSQ	SIZE CATEGORY	COMMODITY RATE
0353	TSI	695.0000	0.0000	0.0000	ABOVE 18,000 MCF/YEAR	0.8484
0354	TSI	75.0000	0.0000	0.0000	BELOW 18,000 MCF/YEAR	1.5931
0355	TFG	0.0000	22.0000	0.0000	BELOW 18,000 MCF/YEAR	1.9416
0356	TFG	0.0000	15.0000	0.0000	BELOW 18,000 MCF/YEAR	1.9416
0357	TFG	0.0000	57.0000	0.0000	BELOW 18,000 MCF/YEAR	1.9416
0358	TSI	32.0000	0.0000	0.0000	BELOW 18,000 MCF/YEAR	1.5931
0359	TSI	796.0000	0.0000	0.0000	BELOW 18,000 MCF/YEAR	1.5931
0360	TFL	0.0000	164.0000	0.0000	ABOVE 18,000 MCF/YEAR	0.9267
0361	TFG	0.0000	14.0000	0.0000	BELOW 18,000 MCF/YEAR	1.9416
0362	TFG	0.0000	69.0000	0.0000	BELOW 18,000 MCF/YEAR	1.9416
0363	TFL	0.0000	207.0000	0.0000	ABOVE 18,000 MCF/YEAR	0.9267
0364	TSI	66.0000	0.0000	0.0000	BELOW 18,000 MCF/YEAR	1.5931
0365	TFL	0.0000	221.0000	0.0000	ABOVE 18,000 MCF/YEAR	0.9267
0366	TSI	122.0000	0.0000	0.0000	BELOW 18,000 MCF/YEAR	1.5931
0367	TSI	314.0000	0.0000	0.0000	ABOVE 18,000 MCF/YEAR	0.8484
0367	TFL	0.0000	15.0000	15.0000	ABOVE 18,000 MCF/YEAR	0.9267
0368	TSI	880.0000	0.0000	0.0000	ABOVE 18,000 MCF/YEAR	0.8484
0369	TFL	0.0000	201.0000	0.0000	ABOVE 18,000 MCF/YEAR	0.9267
0370	TSI	78.0000	0.0000	0.0000	BELOW 18,000 MCF/YEAR	1.5931
0371	TFG	0.0000	23.0000	0.0000	BELOW 18,000 MCF/YEAR	1.9416
0372	TFG	0.0000	25.0000	0.0000	BELOW 18,000 MCF/YEAR	1.9416
0373	TSI	73.0000	0.0000	0.0000	ABOVE 18,000 MCF/YEAR	0.8484
0373	TFL	0.0000	5.0000	0.0000	ABOVE 18,000 MCF/YEAR	0.9267
0374	TFG	0.0000	10.0000	0.0000	BELOW 18,000 MCF/YEAR	1.9416
0375	TFL	0.0000	1,426.0000	0.0000	ABOVE 18,000 MCF/YEAR	0.9267
0376	TFG	0.0000	13.0000	0.0000	BELOW 18,000 MCF/YEAR	1.9416
0377	TFG	0.0000	9.0000	0.0000	BELOW 18,000 MCF/YEAR	1.9416
0378	TFG	0.0000	18.0000	0.0000	BELOW 18,000 MCF/YEAR	1.9416
0379	TSI	348.0000	0.0000	0.0000	ABOVE 18,000 MCF/YEAR	0.8484
0379	TFL	0.0000	11.0000	0.0000	ABOVE 18,000 MCF/YEAR	0.9267
0380	TSI	578.0000	0.0000	0.0000	ABOVE 18,000 MCF/YEAR	0.8484
0381	TSI	315.0000	0.0000	0.0000	BELOW 18,000 MCF/YEAR	1.5931
0382	TFG	0.0000	72.0000	0.0000	BELOW 18,000 MCF/YEAR	1.9416
0383	TFG	0.0000	75.0000	1.0000	BELOW 18,000 MCF/YEAR	1.9416
0384	TFL	0.0000	221.0000	0.0000	ABOVE 18,000 MCF/YEAR	0.9267
0385	TSI	165.0000	0.0000	0.0000	BELOW 18,000 MCF/YEAR	1.5931
0386	TSI	1.0000	0.0000	0.0000	BELOW 18,000 MCF/YEAR	1.5931
0387	TSI	1,174.0000	0.0000	0.0000	ABOVE 18,000 MCF/YEAR	0.8484
0388	TFL	0.0000	129.0000	0.0000	ABOVE 18,000 MCF/YEAR	0.9267
0389	TSI	108.0000	0.0000	0.0000	BELOW 18,000 MCF/YEAR	1.5931
0390	TSI	419.0000	0.0000	0.0000	ABOVE 18,000 MCF/YEAR	0.8484
0391	TSI	141.0000	0.0000	0.0000	BELOW 18,000 MCF/YEAR	1.5931
0392	TFG	0.0000	64.0000	0.0000	BELOW 18,000 MCF/YEAR	1.9416
0393	TFG	0.0000	37.0000	35.0000	BELOW 18,000 MCF/YEAR	1.9416
0394	TFG	0.0000	10.0000	0.0000	BELOW 18,000 MCF/YEAR	1.9416
0395	TFG	0.0000	20.0000	0.0000	BELOW 18,000 MCF/YEAR	1.9416
0396	TSI	182.0000	0.0000	0.0000	ABOVE 18,000 MCF/YEAR	0.8484
0397	TFG	0.0000	4.0000	3.0000	BELOW 18,000 MCF/YEAR	1.9416
0398	TFG	0.0000	46.0000	1.0000	BELOW 18,000 MCF/YEAR	1.9416
0399	TFL	0.0000	209.0000	1.0000	ABOVE 18,000 MCF/YEAR	0.9267
0400	TFG	0.0000	30.0000	0.0000	BELOW 18,000 MCF/YEAR	1.9416
0401	TFL	0.0000	246.0000	0.0000	ABOVE 18,000 MCF/YEAR	0.9267
0402	TFL	0.0000	282.0000	73.0000	ABOVE 18,000 MCF/YEAR	0.9267

PECO ENERGY COMPANY
GAS TRANSPORTATION AGREEMENTS

CUSTOMER NUMBER	RATE	INTERRUPTIBLE TCQ	FIRM TCQ	FIRM SSQ	SIZE CATEGORY	COMMODITY RATE
0403	TFG	0.0000	28.0000	0.0000	BELOW 18,000 MCF/YEAR	1.9416
0404	TFG	0.0000	80.0000	1.0000	BELOW 18,000 MCF/YEAR	1.9416
0405	TFG	0.0000	23.0000	0.0000	BELOW 18,000 MCF/YEAR	1.9416
0406	TFL	0.0000	328.0000	0.0000	ABOVE 18,000 MCF/YEAR	0.9267
0407	TFG	0.0000	55.0000	0.0000	BELOW 18,000 MCF/YEAR	1.9416
0408	TSI	277.0000	0.0000	0.0000	BELOW 18,000 MCF/YEAR	1.5931
0409	TFG	0.0000	42.0000	0.0000	BELOW 18,000 MCF/YEAR	1.9416
0410	TSI	1,016.0000	0.0000	0.0000	ABOVE 18,000 MCF/YEAR	0.8484
0411	TFG	0.0000	97.0000	0.0000	BELOW 18,000 MCF/YEAR	1.9416
0412	TSI	141.0000	0.0000	0.0000	ABOVE 18,000 MCF/YEAR	0.8484
0413	TSI	97.0000	0.0000	0.0000	BELOW 18,000 MCF/YEAR	1.5931
0414	TFL	0.0000	520.0000	0.0000	ABOVE 18,000 MCF/YEAR	0.9267
0415	TSI	96.0000	0.0000	0.0000	ABOVE 18,000 MCF/YEAR	0.8484
0415	TFL	0.0000	10.0000	10.0000	ABOVE 18,000 MCF/YEAR	0.9267
0416	TFG	0.0000	23.0000	0.0000	BELOW 18,000 MCF/YEAR	1.9416
0417	TSI	15.0000	0.0000	0.0000	BELOW 18,000 MCF/YEAR	1.5931
0418	TFL	0.0000	283.0000	0.0000	ABOVE 18,000 MCF/YEAR	0.9267
0419	TFL	0.0000	195.0000	0.0000	ABOVE 18,000 MCF/YEAR	0.9267
0420	TFG	0.0000	26.0000	0.0000	BELOW 18,000 MCF/YEAR	1.9416
0421	TFG	0.0000	116.0000	0.0000	BELOW 18,000 MCF/YEAR	1.9416
0422	TFG	0.0000	61.0000	0.0000	BELOW 18,000 MCF/YEAR	1.9416
0423	TFL	0.0000	83.0000	1.0000	ABOVE 18,000 MCF/YEAR	0.9267
0424	TSI	14.0000	0.0000	0.0000	BELOW 18,000 MCF/YEAR	1.5931
0425	TSI	999.0000	0.0000	0.0000	ABOVE 18,000 MCF/YEAR	0.8484
0426	TFG	0.0000	19.0000	0.0000	BELOW 18,000 MCF/YEAR	1.9416
0427	TFL	0.0000	211.0000	0.0000	ABOVE 18,000 MCF/YEAR	0.9267
0428	TFG	0.0000	68.0000	0.0000	BELOW 18,000 MCF/YEAR	1.9416
0429	TSI	286.0000	0.0000	0.0000	ABOVE 18,000 MCF/YEAR	0.8484
0430	TFG	0.0000	157.0000	0.0000	BELOW 18,000 MCF/YEAR	1.9416
0431	TFG	0.0000	65.0000	0.0000	BELOW 18,000 MCF/YEAR	1.9416
0432	TSI	47.0000	0.0000	0.0000	ABOVE 18,000 MCF/YEAR	0.8484
0433	TFL	0.0000	635.0000	0.0000	ABOVE 18,000 MCF/YEAR	0.9267
0434	TSI	43.0000	0.0000	0.0000	BELOW 18,000 MCF/YEAR	1.5931
0435	TFG	0.0000	99.0000	0.0000	BELOW 18,000 MCF/YEAR	1.9416
0436	TSI	123.0000	0.0000	0.0000	BELOW 18,000 MCF/YEAR	1.5931
0437	TSI	57.0000	0.0000	0.0000	BELOW 18,000 MCF/YEAR	1.5931
0438	TFL	0.0000	927.0000	0.0000	ABOVE 18,000 MCF/YEAR	0.9267
0439	TFG	0.0000	24.0000	0.0000	BELOW 18,000 MCF/YEAR	1.9416
0440	TFG	0.0000	28.0000	25.0000	BELOW 18,000 MCF/YEAR	1.9416
0441	TFL	0.0000	127.0000	0.0000	ABOVE 18,000 MCF/YEAR	0.9267
0442	TFG	0.0000	59.0000	0.0000	BELOW 18,000 MCF/YEAR	1.9416
0443	TSI	67.0000	0.0000	0.0000	ABOVE 18,000 MCF/YEAR	0.8484
0444	TFL	0.0000	568.0000	1.0000	ABOVE 18,000 MCF/YEAR	0.9267
0445	TFG	0.0000	20.0000	0.0000	BELOW 18,000 MCF/YEAR	1.9416
0446	TFG	0.0000	20.0000	0.0000	ABOVE 18,000 MCF/YEAR	0.9267
0447	TFG	0.0000	14.0000	16.0000	BELOW 18,000 MCF/YEAR	1.9416
0448	TSI	192.0000	0.0000	0.0000	ABOVE 18,000 MCF/YEAR	0.8484
0448	TFL	0.0000	2.0000	2.0000	ABOVE 18,000 MCF/YEAR	0.9267
0449	TFL	0.0000	163.0000	0.0000	ABOVE 18,000 MCF/YEAR	0.9267
0450	TFG	0.0000	29.0000	1.0000	BELOW 18,000 MCF/YEAR	1.9416
0451	TSI	519.0000	0.0000	0.0000	ABOVE 18,000 MCF/YEAR	0.8484
0452	TSI	193.0000	0.0000	0.0000	ABOVE 18,000 MCF/YEAR	0.8484
0452	TFL	0.0000	20.0000	0.0000	ABOVE 18,000 MCF/YEAR	0.9267

PECO ENERGY COMPANY
GAS TRANSPORTATION AGREEMENTS

CUSTOMER NUMBER	RATE	INTERRUPTIBLE TCQ	FIRM TCQ	FIRM SSQ	SIZE CATEGORY	COMMODITY RATE
0453	TSI	254.0000	0.0000	0.0000	ABOVE 18,000 MCF/YEAR	0.8484
0454	TFG	0.0000	44.0000	0.0000	BELOW 18,000 MCF/YEAR	1.9416
0455	TFL	0.0000	1,763.0000	0.0000	ABOVE 18,000 MCF/YEAR	0.9267
0456	TSI	66.0000	0.0000	0.0000	BELOW 18,000 MCF/YEAR	1.5931
0457	TFG	0.0000	14.0000	0.0000	BELOW 18,000 MCF/YEAR	1.9416
0458	TFG	0.0000	6.0000	0.0000	BELOW 18,000 MCF/YEAR	1.9416
0459	TFL	0.0000	810.0000	0.0000	ABOVE 18,000 MCF/YEAR	0.9267
0460	TFG	0.0000	14.0000	0.0000	BELOW 18,000 MCF/YEAR	1.9416
0461	TFG	0.0000	48.0000	1.0000	BELOW 18,000 MCF/YEAR	1.9416
0462	TFG	0.0000	10.0000	11.0000	BELOW 18,000 MCF/YEAR	1.9416
0463	TSI	189.0000	0.0000	0.0000	ABOVE 18,000 MCF/YEAR	0.8484
0464	TFG	0.0000	20.0000	0.0000	BELOW 18,000 MCF/YEAR	1.9416
0465	TFG	0.0000	84.0000	0.0000	BELOW 18,000 MCF/YEAR	1.9416
0466	TSI	705.0000	0.0000	0.0000	ABOVE 18,000 MCF/YEAR	0.8484
0467	TFG	0.0000	103.0000	0.0000	BELOW 18,000 MCF/YEAR	1.9416
0468	TSI	24.0000	0.0000	0.0000	BELOW 18,000 MCF/YEAR	1.5931
0469	TFG	0.0000	19.0000	0.0000	BELOW 18,000 MCF/YEAR	1.9416
0470	TFL	0.0000	820.0000	0.0000	ABOVE 18,000 MCF/YEAR	0.9267
0471	TSI	186.0000	0.0000	0.0000	ABOVE 18,000 MCF/YEAR	0.8484
0472	TFL	0.0000	134.0000	0.0000	ABOVE 18,000 MCF/YEAR	0.9267
0473	TSI	336.0000	0.0000	0.0000	ABOVE 18,000 MCF/YEAR	0.8484
0473	TFL	0.0000	42.0000	42.0000	ABOVE 18,000 MCF/YEAR	0.9267
0474	TFL	0.0000	917.0000	0.0000	ABOVE 18,000 MCF/YEAR	0.9267
0475	TSI	84.0000	0.0000	0.0000	ABOVE 18,000 MCF/YEAR	0.8484
0475	TFL	0.0000	30.0000	0.0000	ABOVE 18,000 MCF/YEAR	0.9267
0476	TFG	0.0000	59.0000	1.0000	BELOW 18,000 MCF/YEAR	1.9416
0477	TFG	0.0000	75.0000	1.0000	BELOW 18,000 MCF/YEAR	1.9416
0478	TSI	39.0000	0.0000	0.0000	BELOW 18,000 MCF/YEAR	1.5931
0479	TSI	33.0000	0.0000	0.0000	BELOW 18,000 MCF/YEAR	1.5931
0479	TFG	0.0000	7.0000	1.0000	BELOW 18,000 MCF/YEAR	1.9416
0480	TSI	123.0000	0.0000	0.0000	BELOW 18,000 MCF/YEAR	1.5931
0481	TFG	0.0000	87.0000	0.0000	BELOW 18,000 MCF/YEAR	1.9416
0482	TFG	0.0000	72.0000	0.0000	BELOW 18,000 MCF/YEAR	1.9416
0483	TSI	114.0000	0.0000	0.0000	ABOVE 18,000 MCF/YEAR	0.8484
0484	TFG	0.0000	14.0000	1.0000	BELOW 18,000 MCF/YEAR	1.9416
0485	TFG	0.0000	37.0000	1.0000	BELOW 18,000 MCF/YEAR	1.9416
0486	TFG	0.0000	20.0000	0.0000	BELOW 18,000 MCF/YEAR	1.9416
0487	TSI	2.0000	0.0000	0.0000	BELOW 18,000 MCF/YEAR	1.5931
0488	TFG	0.0000	45.0000	0.0000	BELOW 18,000 MCF/YEAR	1.9416
0489	TSI	52.0000	0.0000	0.0000	BELOW 18,000 MCF/YEAR	1.5931
0490	TSI	213.0000	0.0000	0.0000	ABOVE 18,000 MCF/YEAR	0.8484
0491	TSI	135.0000	0.0000	0.0000	ABOVE 18,000 MCF/YEAR	0.8484
0491	TFL	0.0000	3.0000	0.0000	ABOVE 18,000 MCF/YEAR	0.9267
0492	TFL	0.0000	345.0000	0.0000	ABOVE 18,000 MCF/YEAR	0.9267
0493	TFL	0.0000	32.0000	0.0000	ABOVE 18,000 MCF/YEAR	0.9267
0494	TFG	0.0000	9.0000	0.0000	BELOW 18,000 MCF/YEAR	1.9416
0495	TFG	0.0000	47.0000	0.0000	BELOW 18,000 MCF/YEAR	1.9416
0496	TSI	443.0000	0.0000	0.0000	ABOVE 18,000 MCF/YEAR	0.8484
0497	TSI	100.0000	0.0000	0.0000	ABOVE 18,000 MCF/YEAR	0.8484
0498	TSI	150.0000	0.0000	0.0000	ABOVE 18,000 MCF/YEAR	0.8484
0498	TFG	0.0000	100.0000	0.0000	ABOVE 18,000 MCF/YEAR	0.9267
0499	TFG	0.0000	58.0000	1.0000	BELOW 18,000 MCF/YEAR	1.9416
0500	TFL	0.0000	99.0000	0.0000	ABOVE 18,000 MCF/YEAR	0.9267

PECO ENERGY COMPANY
GAS TRANSPORTATION AGREEMENTS

CUSTOMER NUMBER	RATE	INTERRUPTIBLE TCQ	FIRM TCQ	FIRM SSQ	SIZE CATEGORY	COMMODITY RATE
0501	TFG	0.0000	39.0000	1.0000	BELOW 18,000 MCF/YEAR	1.9416
0502	TFL	0.0000	315.0000	0.0000	ABOVE 18,000 MCF/YEAR	0.9267
0503	TSI	20.0000	0.0000	0.0000	BELOW 18,000 MCF/YEAR	1.5931
0504	TFG	0.0000	28.0000	0.0000	BELOW 18,000 MCF/YEAR	1.9416
0505	TFG	0.0000	37.0000	1.0000	BELOW 18,000 MCF/YEAR	1.9416
0506	TSI	59.0000	0.0000	0.0000	ABOVE 18,000 MCF/YEAR	0.8484
0507	TSI	245.0000	0.0000	0.0000	ABOVE 18,000 MCF/YEAR	0.8484
0508	TFG	0.0000	13.0000	0.0000	BELOW 18,000 MCF/YEAR	1.9416
0509	TSI	31.0000	0.0000	0.0000	BELOW 18,000 MCF/YEAR	1.5931
0510	TSI	114.0000	0.0000	0.0000	ABOVE 18,000 MCF/YEAR	0.8484
0511	TFG	0.0000	33.0000	1.0000	BELOW 18,000 MCF/YEAR	1.9416
0512	TFG	0.0000	10.0000	0.0000	BELOW 18,000 MCF/YEAR	1.9416
0513	TFG	0.0000	24.0000	0.0000	BELOW 18,000 MCF/YEAR	1.9416
0514	TSI	1,131.0000	0.0000	0.0000	ABOVE 18,000 MCF/YEAR	0.8484
0515	TFL	0.0000	184.0000	0.0000	ABOVE 18,000 MCF/YEAR	0.9267
0516	TSI	120.0000	0.0000	0.0000	BELOW 18,000 MCF/YEAR	1.5931
0517	TFG	0.0000	59.0000	1.0000	BELOW 18,000 MCF/YEAR	1.9416
0518	TSI	73.0000	0.0000	0.0000	ABOVE 18,000 MCF/YEAR	0.8484
0518	TFG	0.0000	4.0000	4.0000	ABOVE 18,000 MCF/YEAR	0.9267
0519	TSI	1,002.0000	0.0000	0.0000	ABOVE 18,000 MCF/YEAR	0.8484
0520	TFL	0.0000	290.0000	1.0000	ABOVE 18,000 MCF/YEAR	0.9267
0521	TFG	0.0000	67.0000	0.0000	BELOW 18,000 MCF/YEAR	1.9416
0522	TSI	43.0000	0.0000	0.0000	BELOW 18,000 MCF/YEAR	1.5931
0523	TFG	0.0000	111.0000	0.0000	BELOW 18,000 MCF/YEAR	1.9416
0524	TFG	0.0000	18.0000	0.0000	BELOW 18,000 MCF/YEAR	1.9416
0525	TFL	0.0000	172.0000	10.0000	ABOVE 18,000 MCF/YEAR	0.9267
0526	TFG	0.0000	52.0000	1.0000	BELOW 18,000 MCF/YEAR	1.9416
0527	TFG	0.0000	56.0000	35.0000	BELOW 18,000 MCF/YEAR	1.9416
0528	TFL	0.0000	367.0000	0.0000	ABOVE 18,000 MCF/YEAR	0.9267
0529	TSI	714.0000	0.0000	0.0000	ABOVE 18,000 MCF/YEAR	0.8484
0530	TFG	0.0000	90.0000	0.0000	BELOW 18,000 MCF/YEAR	1.9416
0531	TFG	0.0000	55.0000	1.0000	BELOW 18,000 MCF/YEAR	1.9416
0532	TFG	0.0000	37.0000	1.0000	BELOW 18,000 MCF/YEAR	1.9416
0533	TSI	46.0000	0.0000	0.0000	BELOW 18,000 MCF/YEAR	1.5931
0533	TFG	0.0000	6.0000	1.0000	BELOW 18,000 MCF/YEAR	1.9416
0534	TFG	0.0000	190.0000	0.0000	BELOW 18,000 MCF/YEAR	1.9416
0535	TSI	35.0000	0.0000	0.0000	BELOW 18,000 MCF/YEAR	1.5931
0536	TFG	0.0000	66.0000	0.0000	BELOW 18,000 MCF/YEAR	1.9416
0537	TFG	0.0000	146.0000	0.0000	BELOW 18,000 MCF/YEAR	1.9416
0538	TFG	0.0000	18.0000	0.0000	BELOW 18,000 MCF/YEAR	1.9416
0539	TSI	592.0000	0.0000	0.0000	ABOVE 18,000 MCF/YEAR	0.8484
0540	TFL	0.0000	189.0000	0.0000	ABOVE 18,000 MCF/YEAR	0.9267
0541	TFG	0.0000	54.0000	1.0000	BELOW 18,000 MCF/YEAR	1.9416
0542	TSI	177.0000	0.0000	0.0000	BELOW 18,000 MCF/YEAR	1.5931
0543	TSI	103.0000	0.0000	0.0000	BELOW 18,000 MCF/YEAR	1.5931
0544	TFG	0.0000	32.0000	1.0000	BELOW 18,000 MCF/YEAR	1.9416
0545	TSI	35.0000	0.0000	0.0000	BELOW 18,000 MCF/YEAR	1.5931
0545	TFG	0.0000	5.0000	1.0000	BELOW 18,000 MCF/YEAR	1.9416
0546	TFG	0.0000	83.0000	0.0000	BELOW 18,000 MCF/YEAR	1.9416
0547	TSI	89.0000	0.0000	0.0000	ABOVE 18,000 MCF/YEAR	0.8484
0547	TFG	0.0000	21.0000	0.0000	ABOVE 18,000 MCF/YEAR	0.9267
0548	TSI	120.0000	0.0000	0.0000	BELOW 18,000 MCF/YEAR	1.5931
0548	TFG	0.0000	4.0000	4.0000	BELOW 18,000 MCF/YEAR	1.9416

PECO ENERGY COMPANY
GAS TRANSPORTATION AGREEMENTS

CUSTOMER NUMBER	RATE	INTERRUPTIBLE TCQ	FIRM TCQ	FIRM SSQ	SIZE CATEGORY	COMMODITY RATE
0549	TSI	26.0000	0.0000	0.0000	BELOW 18,000 MCF/YEAR	1.5931
0550	TSI	66.0000	0.0000	0.0000	BELOW 18,000 MCF/YEAR	1.5931
0551	TFG	0.0000	34.0000	0.0000	BELOW 18,000 MCF/YEAR	1.9416
0552	TFG	0.0000	7.0000	0.0000	BELOW 18,000 MCF/YEAR	1.9416
0553	TFL	0.0000	150.0000	0.0000	ABOVE 18,000 MCF/YEAR	0.9267
0554	TSI	289.0000	0.0000	0.0000	ABOVE 18,000 MCF/YEAR	0.8484
0555	TFL	0.0000	128.0000	1.0000	ABOVE 18,000 MCF/YEAR	0.9267
0556	TFL	0.0000	141.0000	100.0000	ABOVE 18,000 MCF/YEAR	0.9267
0557	TFG	0.0000	78.0000	1.0000	BELOW 18,000 MCF/YEAR	1.9416
0558	TFG	0.0000	12.0000	0.0000	BELOW 18,000 MCF/YEAR	1.9416
0559	TFL	0.0000	490.0000	0.0000	ABOVE 18,000 MCF/YEAR	0.9267
0560	TSI	22.0000	0.0000	0.0000	BELOW 18,000 MCF/YEAR	1.5931
0561	TFG	0.0000	12.0000	0.0000	BELOW 18,000 MCF/YEAR	1.9416
0562	TFG	0.0000	4.0000	0.0000	BELOW 18,000 MCF/YEAR	1.9416
0563	TFG	0.0000	103.0000	0.0000	BELOW 18,000 MCF/YEAR	1.9416
0564	TSI	217.0000	0.0000	0.0000	ABOVE 18,000 MCF/YEAR	0.8484
0565	TSI	682.0000	0.0000	0.0000	ABOVE 18,000 MCF/YEAR	0.8484
0565	TFL	0.0000	41.0000	0.0000	ABOVE 18,000 MCF/YEAR	0.9267
0566	TFL	0.0000	167.0000	1.0000	ABOVE 18,000 MCF/YEAR	0.9267
0567	TFG	0.0000	43.0000	1.0000	BELOW 18,000 MCF/YEAR	1.9416
0568	TSI	59.0000	0.0000	0.0000	BELOW 18,000 MCF/YEAR	1.5931
0569	TFG	0.0000	41.0000	0.0000	BELOW 18,000 MCF/YEAR	1.9416
0570	TFG	0.0000	73.0000	0.0000	BELOW 18,000 MCF/YEAR	1.9416
0571	TFG	0.0000	10.0000	1.0000	BELOW 18,000 MCF/YEAR	1.9416
0572	TSI	40.0000	0.0000	0.0000	BELOW 18,000 MCF/YEAR	1.5931
0573	TSI	111.0000	0.0000	0.0000	BELOW 18,000 MCF/YEAR	1.5931
0573	TFG	0.0000	1.0000	1.0000	BELOW 18,000 MCF/YEAR	1.9416
0574	TFL	0.0000	175.0000	0.0000	ABOVE 18,000 MCF/YEAR	0.9267
0575	TSI	164.0000	0.0000	0.0000	ABOVE 18,000 MCF/YEAR	0.8484
0575	TFL	0.0000	3.0000	3.0000	ABOVE 18,000 MCF/YEAR	0.9267
0576	TFG	0.0000	64.0000	0.0000	BELOW 18,000 MCF/YEAR	1.9416
0577	TSI	66.0000	0.0000	0.0000	ABOVE 18,000 MCF/YEAR	0.8484
0578	TFL	0.0000	470.0000	0.0000	ABOVE 18,000 MCF/YEAR	0.9267
0579	TSI	37.0000	0.0000	0.0000	BELOW 18,000 MCF/YEAR	1.5931
0580	TFG	0.0000	7.0000	0.0000	BELOW 18,000 MCF/YEAR	1.9416
0581	TSI	92.0000	0.0000	0.0000	ABOVE 18,000 MCF/YEAR	0.8484
0582	TSI	100.0000	0.0000	0.0000	ABOVE 18,000 MCF/YEAR	0.8484
0582	TFL	0.0000	5.0000	0.0000	ABOVE 18,000 MCF/YEAR	0.9267
0583	TSI	57.0000	0.0000	0.0000	BELOW 18,000 MCF/YEAR	1.5931
0583	TFG	0.0000	10.0000	0.0000	BELOW 18,000 MCF/YEAR	1.9416
0584	TFL	0.0000	206.0000	1.0000	ABOVE 18,000 MCF/YEAR	0.9267
0585	TSI	30.0000	0.0000	0.0000	BELOW 18,000 MCF/YEAR	1.5931
0586	TFL	0.0000	448.0000	1.0000	ABOVE 18,000 MCF/YEAR	0.9267
0587	TFG	0.0000	61.0000	0.0000	BELOW 18,000 MCF/YEAR	1.9416
0588	TSI	33.0000	0.0000	0.0000	BELOW 18,000 MCF/YEAR	1.5931
0589	TFL	0.0000	108.0000	0.0000	ABOVE 18,000 MCF/YEAR	0.9267
0590	TFG	0.0000	66.0000	0.0000	BELOW 18,000 MCF/YEAR	1.9416
0591	TFG	0.0000	41.0000	0.0000	BELOW 18,000 MCF/YEAR	1.9416
0592	TFL	0.0000	285.0000	0.0000	ABOVE 18,000 MCF/YEAR	0.9267
0593	TFG	0.0000	21.0000	1.0000	BELOW 18,000 MCF/YEAR	1.9416
0594	TSI	24.0000	0.0000	0.0000	BELOW 18,000 MCF/YEAR	1.5931
0595	TFG	0.0000	61.0000	0.0000	BELOW 18,000 MCF/YEAR	1.9416
0596	TFL	0.0000	277.0000	0.0000	ABOVE 18,000 MCF/YEAR	0.9267

PECO ENERGY COMPANY
GAS TRANSPORTATION AGREEMENTS

CUSTOMER NUMBER	RATE	INTERRUPTIBLE TCQ	FIRM TCQ	FIRM SSQ	SIZE CATEGORY	COMMODITY RATE
0597	TFG	0.0000	36.0000	0.0000	BELOW 18,000 MCF/YEAR	1.9416
0598	TSI	646.0000	0.0000	0.0000	ABOVE 18,000 MCF/YEAR	0.8484
0598	TFL	0.0000	816.0000	1.0000	ABOVE 18,000 MCF/YEAR	0.9267
0599	TFG	0.0000	6.0000	0.0000	BELOW 18,000 MCF/YEAR	1.9416
0600	TFG	0.0000	53.0000	0.0000	BELOW 18,000 MCF/YEAR	1.9416
0601	TFG	0.0000	7.0000	0.0000	BELOW 18,000 MCF/YEAR	1.9416
0602	TFG	0.0000	34.0000	0.0000	BELOW 18,000 MCF/YEAR	1.9416
0603	TFG	0.0000	92.0000	85.0000	BELOW 18,000 MCF/YEAR	1.9416
0604	TSI	401.0000	0.0000	0.0000	ABOVE 18,000 MCF/YEAR	0.8484
0604	TFL	0.0000	600.0000	0.0000	ABOVE 18,000 MCF/YEAR	0.9267
0605	TSI	24.0000	0.0000	0.0000	BELOW 18,000 MCF/YEAR	1.5931
0606	TSI	114.0000	0.0000	0.0000	ABOVE 18,000 MCF/YEAR	0.8484
0607	TFL	0.0000	64.0000	1.0000	ABOVE 18,000 MCF/YEAR	0.9267
0608	TFL	0.0000	299.0000	100.0000	ABOVE 18,000 MCF/YEAR	0.9267
0609	TFL	0.0000	52.0000	0.0000	ABOVE 18,000 MCF/YEAR	0.9267
0610	TSI	37.0000	0.0000	0.0000	ABOVE 18,000 MCF/YEAR	0.8484
0611	TFG	0.0000	50.0000	1.0000	BELOW 18,000 MCF/YEAR	1.9416
0612	TFL	0.0000	699.0000	0.0000	ABOVE 18,000 MCF/YEAR	0.9267
0613	TFG	0.0000	61.0000	0.0000	BELOW 18,000 MCF/YEAR	1.9416
0614	TSI	80.0000	0.0000	0.0000	BELOW 18,000 MCF/YEAR	1.5931
0615	TFG	0.0000	15.0000	0.0000	BELOW 18,000 MCF/YEAR	1.9416
0616	TSI	139.0000	0.0000	0.0000	BELOW 18,000 MCF/YEAR	1.5931
0616	TFG	0.0000	4.0000	4.0000	BELOW 18,000 MCF/YEAR	1.9416
0617	TFG	0.0000	68.0000	0.0000	BELOW 18,000 MCF/YEAR	1.9416
0618	TFG	0.0000	23.0000	0.0000	BELOW 18,000 MCF/YEAR	1.9416
0619	TFL	0.0000	155.0000	1.0000	ABOVE 18,000 MCF/YEAR	0.9267
0620	TFG	0.0000	95.0000	0.0000	BELOW 18,000 MCF/YEAR	1.9416
0621	TFG	0.0000	6.0000	0.0000	BELOW 18,000 MCF/YEAR	1.9416
0622	TSI	360.0000	0.0000	0.0000	ABOVE 18,000 MCF/YEAR	0.8484
0623	TSI	46.0000	0.0000	0.0000	BELOW 18,000 MCF/YEAR	1.5931
0624	TFL	0.0000	276.0000	0.0000	ABOVE 18,000 MCF/YEAR	0.9267
0625	TSI	72.0000	0.0000	0.0000	ABOVE 18,000 MCF/YEAR	0.8484
0626	TFL	0.0000	184.0000	0.0000	ABOVE 18,000 MCF/YEAR	0.9267
0627	TFG	0.0000	80.0000	70.0000	BELOW 18,000 MCF/YEAR	1.9416
0628	TFG	0.0000	65.0000	0.0000	BELOW 18,000 MCF/YEAR	1.9416
0629	TSI	70.0000	0.0000	0.0000	BELOW 18,000 MCF/YEAR	1.5931
0629	TFG	0.0000	5.0000	0.0000	BELOW 18,000 MCF/YEAR	1.9416
0630	TFL	0.0000	328.0000	1.0000	ABOVE 18,000 MCF/YEAR	0.9267
0631	TSI	156.0000	0.0000	0.0000	ABOVE 18,000 MCF/YEAR	0.8484
0631	TFL	0.0000	10.0000	0.0000	ABOVE 18,000 MCF/YEAR	0.9267
0632	TFG	0.0000	114.0000	0.0000	ABOVE 18,000 MCF/YEAR	0.9267
0633	TFL	0.0000	399.0000	0.0000	ABOVE 18,000 MCF/YEAR	0.9267
0634	TFG	0.0000	74.0000	0.0000	BELOW 18,000 MCF/YEAR	1.9416
0635	TFG	0.0000	17.0000	0.0000	BELOW 18,000 MCF/YEAR	1.9416
0636	TFL	0.0000	528.0000	0.0000	ABOVE 18,000 MCF/YEAR	0.9267
0637	TFG	0.0000	9.0000	0.0000	BELOW 18,000 MCF/YEAR	1.9416
0638	TFG	0.0000	11.0000	0.0000	BELOW 18,000 MCF/YEAR	1.9416
0639	TSI	674.0000	0.0000	0.0000	ABOVE 18,000 MCF/YEAR	0.8484
0639	TFL	0.0000	40.0000	0.0000	ABOVE 18,000 MCF/YEAR	0.9267
0640	TFL	0.0000	275.0000	1.0000	ABOVE 18,000 MCF/YEAR	0.9267
0641	TSI	152.0000	0.0000	0.0000	ABOVE 18,000 MCF/YEAR	0.8484
0642	TFG	0.0000	12.0000	0.0000	BELOW 18,000 MCF/YEAR	1.9416
0643	TFG	0.0000	7.0000	0.0000	BELOW 18,000 MCF/YEAR	1.9416

PECO ENERGY COMPANY
GAS TRANSPORTATION AGREEMENTS

CUSTOMER NUMBER	RATE	INTERRUPTIBLE TCQ	FIRM TCQ	FIRM SSQ	SIZE CATEGORY	COMMODITY RATE
0644	TSI	28.0000	0.0000	0.0000	BELOW 18,000 MCF/YEAR	1.5931
0644	TFG	0.0000	5.0000	1.0000	BELOW 18,000 MCF/YEAR	1.9416
0645	TFL	0.0000	460.0000	10.0000	ABOVE 18,000 MCF/YEAR	0.9267
0646	TSI	158.0000	0.0000	0.0000	ABOVE 18,000 MCF/YEAR	0.8484
0647	TFL	0.0000	370.0000	0.0000	ABOVE 18,000 MCF/YEAR	0.9267
0648	TSI	525.0000	0.0000	0.0000	ABOVE 18,000 MCF/YEAR	0.8484
0649	TSI	66.0000	0.0000	0.0000	BELOW 18,000 MCF/YEAR	1.5931
0650	TFG	0.0000	26.0000	0.0000	BELOW 18,000 MCF/YEAR	1.9416
0651	TSI	18.0000	0.0000	0.0000	BELOW 18,000 MCF/YEAR	1.5931
0652	TSI	177.0000	0.0000	0.0000	ABOVE 18,000 MCF/YEAR	0.8484
0653	TFL	0.0000	32.0000	1.0000	ABOVE 18,000 MCF/YEAR	0.9267
0654	TSI	31.0000	0.0000	0.0000	BELOW 18,000 MCF/YEAR	1.5931
0655	TFG	0.0000	7.0000	0.0000	BELOW 18,000 MCF/YEAR	1.9416
0656	TFG	0.0000	11.0000	1.0000	BELOW 18,000 MCF/YEAR	1.9416
0657	TFL	0.0000	245.0000	2.0000	ABOVE 18,000 MCF/YEAR	0.9267
0658	TSI	116.0000	0.0000	0.0000	ABOVE 18,000 MCF/YEAR	0.8484
0658	TFG	0.0000	4.0000	4.0000	ABOVE 18,000 MCF/YEAR	0.9267
0659	TFG	0.0000	87.0000	102.0000	BELOW 18,000 MCF/YEAR	1.9416
0660	TSI	1,411.0000	0.0000	0.0000	ABOVE 18,000 MCF/YEAR	0.8484
0661	TSI	11.0000	0.0000	0.0000	BELOW 18,000 MCF/YEAR	1.5931
0662	TFG	0.0000	89.0000	0.0000	BELOW 18,000 MCF/YEAR	1.9416
0663	TSI	32.0000	0.0000	0.0000	BELOW 18,000 MCF/YEAR	1.5931
0664	TFG	0.0000	8.0000	0.0000	BELOW 18,000 MCF/YEAR	1.9416

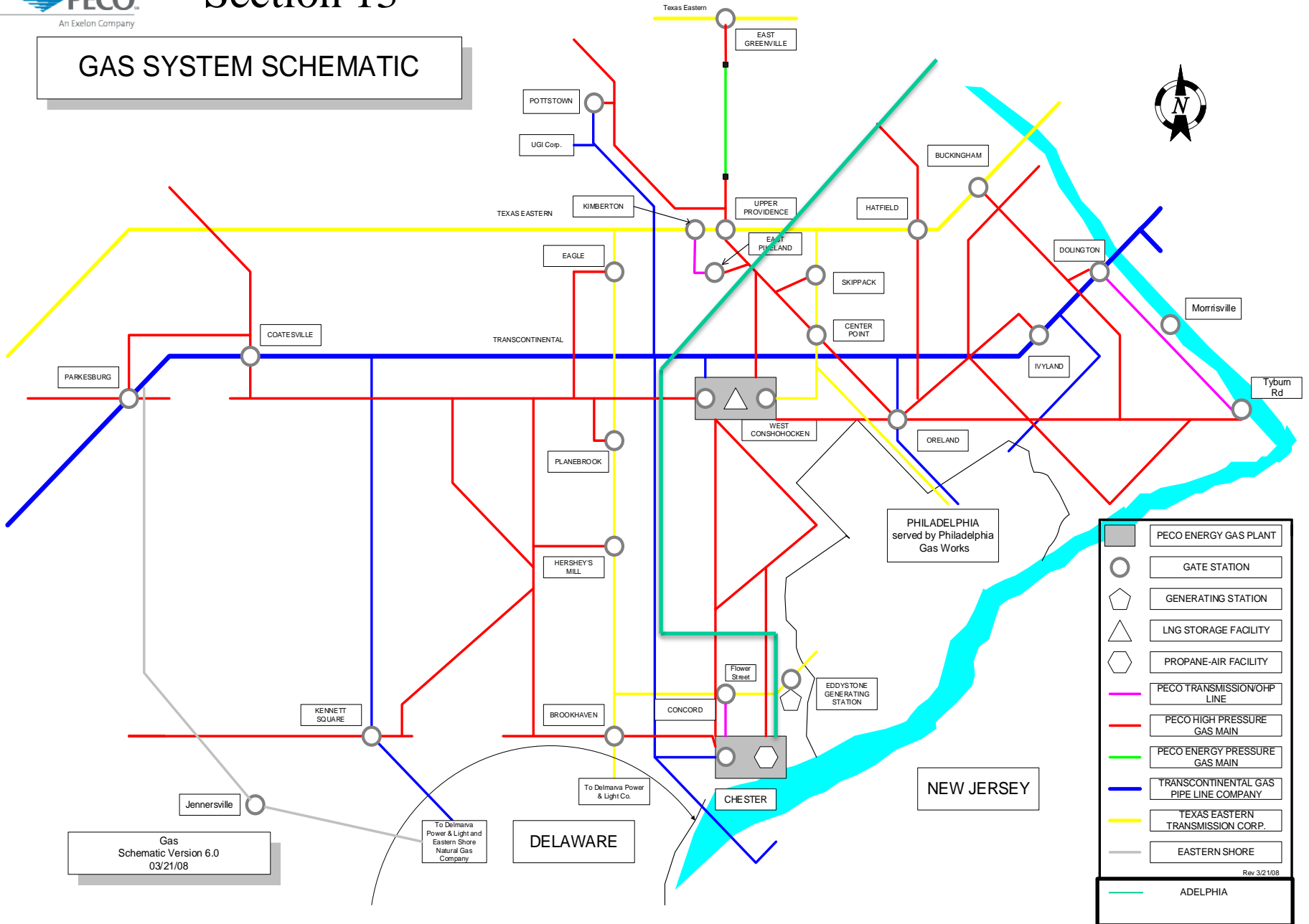
Section 12

Historic monthly use end-user transportation

Due to its voluminous nature, this information is not included in this filing. It is available upon request.

Section 13

GAS SYSTEM SCHEMATIC



	PECO ENERGY GAS PLANT
	GATE STATION
	GENERATING STATION
	LNG STORAGE FACILITY
	PROPANE-AIR FACILITY
	PECO TRANSMISSION/OHP LINE
	PECO HIGH PRESSURE GAS MAIN
	PECO ENERGY PRESSURE GAS MAIN
	TRANSCONTINENTAL GAS PIPE LINE COMPANY
	TEXAS EASTERN TRANSMISSION CORP.
	EASTERN SHORE
	ADELPHIA

Gas Schematic Version 6.0
03/21/08

Rev 3/21/08

Section 14

Gas costs are assigned to Rates Interruptible Service (“IS”), Temperature Controlled Service (“TCS”) and Motor Vehicle Service Interruptible (“MV-I”) customers on a per Mcf basis using the monthly weighted average commodity cost of gas or spot gas. Rate TCS includes a fixed cost component based on the TCS portion of the Company’s storage contracts, firm supply contracts and firm supply transportation services.

Effective October 2, 2001, PECO initiated Rate NGS (“Negotiated Gas Service”) for large customers with a competitive alternative to service. The services provided by the Company under this rate may involve: supply; transportation; storage; upgrade or installation of mains, services and appurtenant facilities; and other natural gas management services that the customer may require.

For Rate NGS, purchased gas commodity costs, interstate pipeline demand costs, and associated quantities of natural gas purchased, shall be excluded from the Company’s Purchased Gas Cost (“PGC”) filing in accordance with Exhibit RAF-1 submitted by the Company in Docket No. R-00016366.

On March 1, 2013, PECO and its stakeholders filed a Joint Petition for Complete Settlement (“Joint Petition”) to resolve issues raised with PECO’s Petition entitled, *PECO Energy Company - Gas Division - Natural Gas Distribution Companies and Promotion of Competitive Retail Markets - 1308(a) Voluntary Changes in Rates – Petition*, at Docket No. P-2012-2328614. According to the Joint Petition, a Gas Procurement Charge (“GPC”) recovers natural gas procurement costs (unbundled from base rates) from PGC customers who procure gas supply from PECO. The GPC is included in the Commodity Charge portion of the PGC Rate. The GPC is not subject to reconciliation. The Joint Petition was approved by the Pennsylvania Public Utility Commission (the “Commission”) in its entirety and without modification on April 18, 2013. The GPC was initially effective on June 1, 2013 and is updated in conjunction with results from subsequent distribution base rate cases..

On March 12, 2015, PECO made a compliance filing related to the Joint Petition to include a Merchant Function Charge (“MFC”) to recover uncollectible charge-offs related to gas supply (unbundled from base rates) from PGC customers who procure gas supply from PECO. Separate MFC charges apply to Rates GR (General Service – Residential), Rates GC (General Service – Commercial and Industrial), the CAP (Customer Assistance Program) and the Excess Off-Peak Use Rider. The MFC is included in the Commodity Charge portion of the PGC rate and is not subject to reconciliation. On March 26, 2015, the Commission approved the Company’s March 12, 2015 compliance filing and directed the Company to file tariff supplements implementing the proposed revisions. The MFC became effective on June 1, 2015 and is updated quarterly in conjunction with the PGC rate changes. The write-off factors associated with

the MFC are updated in conjunction with results from subsequent distribution base rate cases.

Effective July 2021, Rate CGS and the Excess Off-Peak Use Rider were eliminated in compliance with the Commission Order at Docket No. R-2020-3018929 (“Order”) of the Company’s 2020 Gas Distribution Base Rate Case. Both the GPC and write-off factors associated with the MFC were updated as a result of the Order.

Section 15

Data for the consecutive three-day peak periods over the last five send out years are shown below. PECO's send out year begins September 1 and ends August 31 of the following year. "Int" means the rate was interrupted for some portion or all of the day. "Avail" means the rate was available for use the entire day.

Date	Mcf	Avg. Tem	Max. Tem	Min. Tem	Status Rate TSI	Status Rate IS	Status Rate TCS	Status Rate CGS*
1/04/2018	748,059	19	26	12	Avail	Avail	Avail	Avail
1/05/2018	790,627	12	17	8	Int	Int	Int	Int
1/06/2018	800,927	11	16	7	Int	Int	Int	Int
TOTAL	2,339,613							
1/30/2019	766,103	14	35	6	Int	Int	Avail	Int
1/31/2019	779,550	15	18	10	Int	Int	Avail	Int
2/01/2019	770,605	15	18	11	Avail	Avail	Avail	Avail
TOTAL	2,316,258							
12/18/2019	610,969	28	39	19	Avail	Avail	Avail	Avail
12/19/2019	633,077	26	29	22	Avail	Avail	Avail	Avail
12/20/2019	569,245	29	36	22	Avail	Avail	Avail	Avail
TOTAL	1,813,291							
1/28/2021	635,344	27	33	23	Avail	Avail	Avail	Avail
1/29/2021	677,652	24	29	19	Avail	Avail	Avail	Avail
1/30/2021	570,260	30	25	25	Avail	Avail	Avail	Avail
TOTAL	1,883,256							
1/29/2022	748,912	17	24	12	Avail	Int	Avail	N/A
1/30/2022	667,611	23	27	19	Avail	Int	Avail	N/A
1/31/2022	629,552	28	35	24	Avail	Int	Avail	N/A
TOTAL	2,046,075							

*Rate CGS was removed effective 7/1/2021 in Gas Rate Case Docket #R-2020-3018929.

PECO Energy Company (Gas Division)

PUC 1307 (F) Filing

Only partial information is available by rate class for the three-day peaks since some rate classes are not metered on a daily basis. A tabulation by rate class is shown below.

Rate Class	Description	Frequency of Meter Reading
TSI & IS	Interruptible transportation & sales	Daily
TSF & L	Firm transportation & sales	Daily
TCS	Interruptible by temperature	Daily
CGS	City Gate Sales	Daily
GC	Commercial firm sales	Monthly
GR	Residential firm sales	Monthly
MV-F	Motor vehicle-firm sales	Monthly
MV-I	Motor vehicle-interruptible sales	Monthly
OL	Outdoor lighting	Monthly

The usage by rate class for the three-day peaks for the last five send out years appears below. All figures are in Mcf.

Date	TSI/IS	TSF/L	TCS	GC	GR	Others*	Total Mcf
1/04/2018	62,487	52,488	1,704	209,013	420,360	2,007	748,059
1/05/2018	30,361	55,779	1,897	232,661	467,922	2,007	790,627
1/06/2018	28,925	51,001	1,941	238,131	478,922	2,007	800,927
1/30/2019	26,254	52,217	1,851	227,081	456,699	2,000	766,103
1/31/2019	27,015	52,490	1,885	231,193	464,968	2,000	779,550
2/01/2019	50,504	43,494	1,823	223,572	449,641	1,571	770,605
12/18/2019	53,823	45,249	1,379	169,119	340,127	1,272	610,969
12/19/2019	54,249	46,513	1,434	175,881	353,728	1,272	633,077
12/20/2019	50,678	45,266	1,274	156,336	314,419	1,272	569,245
1/28/2021	46,076	50,749	634	172,960	363,538	1,387	635,344
1/29/2021	47,456	51,174	681	186,003	390,951	1,387	677,652
1/30/2021	48,221	50,235	555	151,478	318,384	1,387	570,260

PECO Energy Company (Gas Division)

PUC 1307 (F) Filing

Date	TS/IS	TSF/L	TCS	GC	GR	Others**	Total Mcf
1/29/2022	45,850	53,364	31	53,589	595,368	710	748,912
1/30/2022	46,332	52,836	27	46,880	520,826	710	667,611
1/31/2022	46,649	53,025	25	43,695	485,448	710	629,552

** Rates MV-F, MV-I, OL, CGS, L, IS, Interdepartmental

Section 16

OVERVIEW OF THE METHODOLOGY

The key steps used to determine the design day requirement are listed below. Each step is explained in detail following this overview.

- STEP 1** Establish the design day temperature.
- STEP 2** Gather daily load and temperature data from the past winter seasons.
- STEP 3** Perform a linear regression analysis of firm demand versus average temperature for the day.
- STEP 4** Determine the total projected design day requirement for the next winter season by adding a firm load growth component and the firm standby sales requirement for transportation customers.
- STEP 5** Project the design day requirement for the next 10 years using the result obtained in step 4.

STEP 1 - BASIS FOR THE DESIGN DAY TEMPERATURE

PECO Energy Company (“PECO”) uses a design temperature of zero degrees Fahrenheit. This design temperature is the average of hourly temperatures over a 24-hour period. PECO does not use a reserve factor in its design day planning.

The design temperature of zero degrees is a reasonable compromise between reliability and cost. It provides assurance that firm service customers are not likely to

face service interruptions and keeps the costs for peak day capacity at an acceptable level.

The following table shows the lowest 24-hour average temperatures measured in each winter season for the last 30 years.

Winter Season	Lowest Daily Average Temperature (degrees Fahrenheit)
92-93	16
93-94	2
94-95	13
95-96	10
96-97	12
97-98	25
98-99	21
99-00	14
00-01	19
01-02	27
02-03	15
03-04	12
04-05	13
05-06	21
06-07	13
07-08	19
08-09	12
09-10	18
10-11	18
11-12	21
12-13	17
13-14	11
14-15	10
15-16	15
16-17	19
17-18	11
18-19	14
19-20	26
20-21	24
21-22	17

STEP 2 - DAILY LOAD AND TEMPERATURE DATA

PECO's customer base is segregated into two general categories, firm and interruptible. These categories are then further separated into customer classes: residential, commercial and industrial.

Firm customers receive uninterrupted delivery of gas and can be found in all customer classes. Firm load has two components, base and variable. Base load can be clearly identified in the summer and consists of residential and commercial customers using appliances such as water heaters and gas ranges, and industrial customers utilizing gas for processes. Base load is not sensitive to daily temperature changes. Variable load, which is highly sensitive to temperature changes, can be found in all customer classes and normally is the result of using natural gas as a heating source.

Customers in the interruptible category are generally large industrial or commercial entities and electric power generators. Interruptible customers receive a reduced rate on the condition that service will be interrupted at various times throughout the year. The interruptible rates offered by PECO are: TCS - Temperature Controlled Service, CGS - City Gate Service, IS - Interruptible Sales Service, TS-I - Transportation Service-Interruptible, and MV-I – Motor Vehicle Interruptible.

TEMPERATURE DATA

PECO's weather data is measured at the Philadelphia Airport by its weather data vendor, Meteorlogix. Daily average temperatures are computed from hourly readings. Temperature averages are computed using the gas day, which falls from 10am-10am daily.

LOAD MEASUREMENT

PECO measures daily gas use by its largest commercial and industrial customers, typically served by both firm and interruptible transportation service. This measurement is accomplished by an automatic meter reading system. Each meter serving a customer has an electronic module that transmits data over telephone lines at one or more times throughout the day to PECO for purposes of determining usage and billing. Use of gas by small commercial and residential customers is measured daily then aggregated by month.

DETERMINATION OF THE FIRM DAILY DEMAND

PECO's design day projection is based solely on firm load requirements. The projection assumes that on the design day all of PECO's interruptible sales and interruptible transportation services--Rates IS, CGS, TCS, MV-I and TSI--are fully interrupted. Interruption is necessary to assure adequate supplies and distribution system capacity to serve firm requirement customers.

The analysis is based on data from the five most recent winters. To obtain this information, the following steps are performed:

1. Daily winter load figures are retrieved where the average temperature is 50 degrees Fahrenheit or below.
2. The data values are normalized to the current year to account for prior year growth and the different average BTU content experienced year-to-year.
3. The firm system daily demand is computed by subtracting the large commercial and industrial load, which is measured daily, from the total gas sendout for each

day. This temperature and demand information is then used in a linear regression analysis.

STEP 3 - LINEAR REGRESSION ANALYSIS

A linear regression analysis is performed using the firm demand as the dependent variable and the daily average temperature as the explanatory independent variable. The line resulting from the analysis is called the regression or least squares line. The line is placed so that the sum of the squares of the deviation is minimized. Graph A demonstrates the relationship between temperature, shown on the x axis, and system firm daily demand, shown on the y axis.

Regression analysis determines the nature of the linear relationship between two interval or ratio scale variables, while correlation analysis measures the strength of the linear relationship between them. Correlation analysis provides the Coefficient of Correlation, r . This number indicates both the direction and the strength of the linear relationship between the dependent variable (y), firm demand, and the independent variable (x), temperature.

When r is negatively sloped, as shown on Graph A, the firm demand and temperature are inversely related. The larger the absolute value of r , the stronger the linear relationship between firm demand and temperature. If $r = -1$ or $r = +1$, the regression will actually include all of the data points. The r factor for this analysis is 0.961.

Another measure of the strength of the relationship is the Coefficient of Determination, r squared. Its numerical value is the proportion of the variation in y , firm

demand that is explained by the regression line. That is, the total variation in y versus the unexplained variation in x. This analysis shows an r squared value of 0.9236.

The regression analysis indicates a daily firm load requirement of 876,135 MCF at zero degrees, which represents the daily firm requirement of residential and small commercial customers. Temperature dependent load is 13,624 MCF per degree.

STEP 4 - DETERMINE THE TOTAL PROJECTED DESIGN DAY REQUIREMENT FIRM STANDBY REQUIREMENTS FOR GAS TRANSPORTATION CUSTOMERS

PECO also must include its firm standby sales service obligation in its design day projection. This service is a form of firm sales provided to firm transportation customers under Rate TS-F that purchase this service. It serves two purposes - first, standby sales service provides a back-up sales service to the customer's transportation supplies. If transportation supplies cannot be delivered by the pipelines or are not available for any reason, the customer can purchase gas from PECO under standby sales service. The second reason for standby sales service is to preserve the customer's right to return to traditional sales service. If customers wish to discontinue transportation service, they can automatically resume purchases from PECO as sales customers. The daily standby sales service requirement is 1,155 MCF and is based on the sum of the standby sales quantities for Rate TS-F customers.

FIRM LOAD GROWTH

The design day projection also must reflect expected base and variable load growth through March 2022. This is a result of additions to the customer base.

Projected daily firm load growth from residential and commercial classes is 4,314 MCF.

Customer Class	Number of Customers Added	Estimated Design Day Requirement
Residential	5,085	3,264 MCF
Commercial	307	1,050 MCF

PROJECTED DESIGN DAY REQUIREMENT

The following is a summary of all previously discussed elements of the design day requirement. The total design day requirement is projected to be 881,719 MCF for the 2022-2023 winter season. This requirement is based on a design day temperature of zero degrees Fahrenheit, and no reserve factor is included in projecting the design day requirement.

Firm Load from Regression Analysis	876,135 MCF
Firm Standby Sales Requirement	1,270 MCF
Firm Load Growth.....	<u>4,314 MCF</u>
Total Design Day Req. 2022-2023 Winter.....	881,719 MCF

COMPARISON OF AVAILABLE RESOURCES WITH THE PROJECTED DESIGN DAY REQUIREMENT

The resources listed in the table below are expected to be available for the 2022-2023 winter. A deficit of 112,618 MCF is projected between the design day requirements and current resources. PECO will use a combination of resources such as bundled peaking services and delivered services to satisfy this deficit.

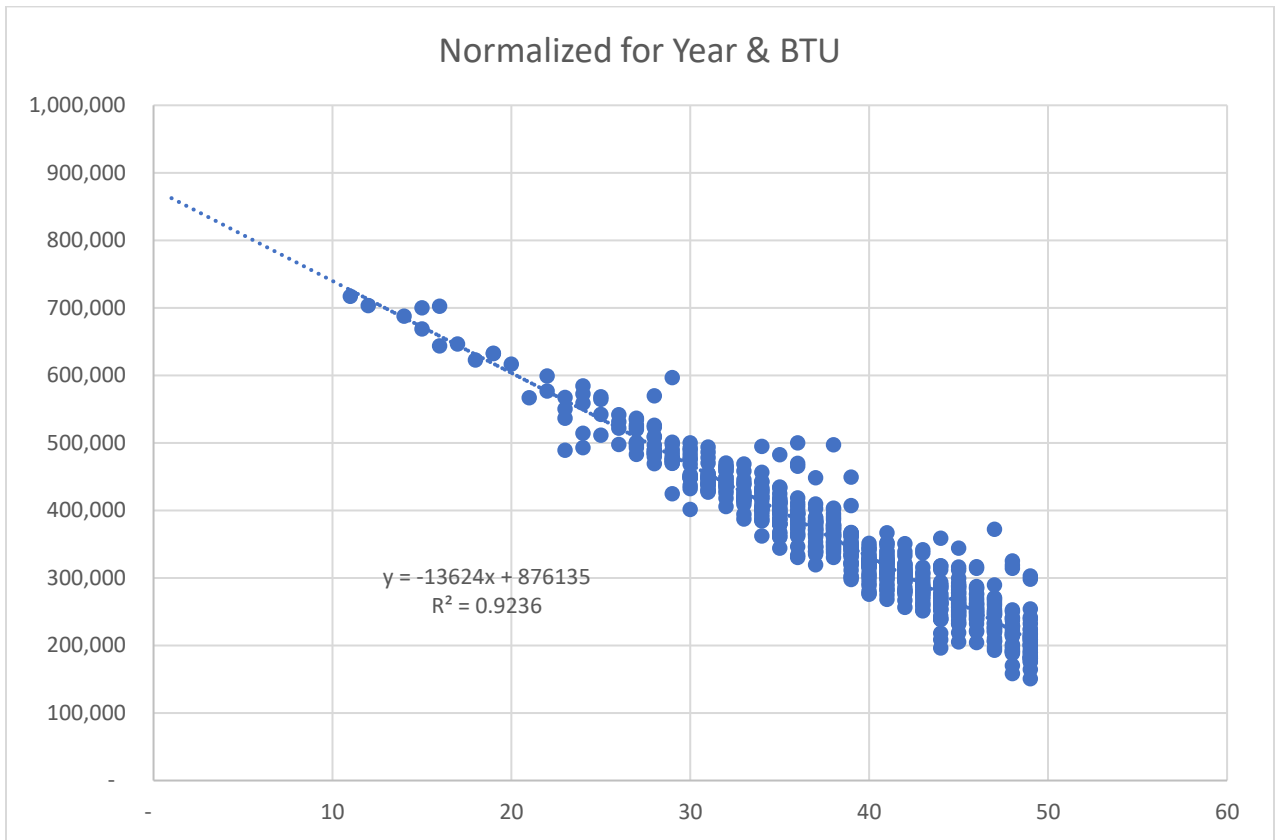
Supplies Delivered on FT Contracts	346,671 MCF
Storage Withdrawals.....	241,659 MCF
LNG.....	155,940 MCF
Propane.....	<u>24,831 MCF</u>
Total Resources.....	769,101 MCF

STEP 5 - 10 YEAR PROJECTION OF THE DESIGN DAY REQUIREMENT

The design day figure for the 2022-2023 winter season is used to project the design day requirement for the next ten years. The requirement is assumed to increase at the same rate as the total firm sales.

Winter Season	Projected Firm Sales MMCF/Year	Projected Design Day Requirement MCF/Day
2022-2023	65,886	881,719
2023-2024	65,176	871,745
2024-2025	66,155	885,246
2025-2026	66,293	887,175
2026-2027	66,728	892,960
2027-2028	66,821	893,925
2028-2029	66,915	894,889
2029-2030	67,008	895,853
2030-2031	67,102	896,818
2031-2032	67,196	897,782

GRAPH A



Section 17 - Projected 10-Year Minimum Gas Requirements

The following is an analysis of data demonstrating the minimum gas entitlements needed to provide reliable and uninterrupted service, on a projected future basis, to firm customers during peak periods. The projected minimum gas requirements needed to serve firm sales customers over the next 10 years are shown in the tables below. Requirements for annual, winter, and design day time periods are included.

Table 1 - Firm Gas Requirements for Normal Weather (4,706 Degree Days)

Year	Annual Mdth	Winter Period (Nov. 1 to Mar. 31) Mdth	Design (0 degrees F Avg.) Mdth/day
2022	70,031	52,545	914
2023	69,277	51,979	904
2024	70,317	52,759	918
2025	70,464	52,870	920
2026	70,927	53,217	926
2027	71,026	53,291	927
2028	71,125	53,366	928
2029	71,225	53,441	929
2030	71,325	53,516	930
2031	71,424	53,590	931

Table 2 - Firm Gas Requirements for Design Weather (5,177 Degree Days)

Year	Annual Mdth	Winter Period (Nov. 1 to Mar. 31) Mdth	Design Day (0 degrees F Avg.) Mdth/day
2022	74,631	57,145	914
2023	73,828	56,530	904
2024	74,936	57,378	918
2025	75,093	57,499	920
2026	75,586	57,876	926
2027	75,692	57,957	927
2028	75,797	58,038	928
2029	75,904	58,120	929
2030	76,010	58,201	930
2031	76,116	58,282	931

Section 18 – Three-day peak by customer class, including transportation customers.

See Section 15 for 3-day peak information.

Section 19 – Design Peak Day requirements by customer class

Please refer to attached form IRP-GAS-1B.

Company Name: PECO Energy Company (Gas Services Group)
 FORM-IRP-GAS-1B. PEAK DAY ENERGY DEMAND REQUIREMENTS

Millions of Cubic Feet (MMCF)

		Historical Data		Current Year	Three Year Forecast		
		-2	-1	0	1	2	3
Index Year		2020	2021	2022	2023	2024	2025
Actual Year							

FIRM REQUIREMENTS

01	Retail Residential	296	334	377	555	549	558
02	Retail Commercial	159	164	204	325	321	326
03	Retail Industrial	0	0	0	0	0	0
04	Electric Power Generation	0	0	0	0	0	0
05	Exchange w/other utilities	0	0	0	0	0	0
06	Unaccounted for	0	0	0	0	0	0
07	Company use	1	1	1	1	1	1
08	Other	0	0	0	0	0	0
09	Subtotal Firm	456	499	582	881	871	885

INTERRUPTIBLE REQUIREMENTS

10	Retail	0	0	0	0	0	0
11	Electric Power Generation	0	0	0	0	0	0
12	Company own plant	0	0	0	0	0	0
13	Subtotal Interruptible	0	0	0	0	0	0
14	Subtotal Firm & Interruptible	456	499	582	881	871	885

TRANSPORTATION SERVICE

15	Firm	167	170	165	69	69	69
16	Interruptible	0	0	0	0	0	0
17	Electric Power Generation	0	0	0	0	0	0
18	Subtotal Transportation	167	170	165	69	69	69
19	Total Gas Requirements	623	669	747	950	940	954

Section 20 - Design Peak-Day Sources of Supply.

Please refer to the below Peak Day information (January 1 through December 31).

Company Name: PECO Energy Company (Gas Services Group)
FORM-IRP-GAS-2A. Peak Day (January 1 through December 31)

Millions of Cubic Feet (MMCF)

	Index Year Actual Year	Historical Data		Current Year	Three Year Forecast		
		-2 2020	-1 2021	0 2022	1 2023	2 2024	3 2025

GAS SUPPLY

01	Transco Gas Supply	32	36	35	70	70	70
02	Texas Eastern Gas Supply	47	47	47	45	45	45
03	Texas Eastern Gas Supply	33	0	0	34	34	34
04	Eastern Shore	6	5	6	8	8	8
05	Transco Gas Supply	29	29	29	29	29	29
06	UGI	0	0	0	3	3	3
07	Texas Eastern Gas Supply	16	16	19	47	47	47
08	Transco Gas Supply	4	4	4	4	4	4
09	Transco Gas Supply	0	0	0	24	24	24
10	TETCO Gas Supply	28	13	13	28	28	28
11	Transco REA Gas Supply	0	0	0		29	29
12	Adelphia				22	22	22
	Subtotal Supply Contracts	197	150	153	314	343	343
13	Seasonal Purchases	101	135	236	109	70	84
14	Underground Storage Withdrawal	158	213	193	242	242	242
15	LNG Storage Withdrawal	0	0	0	216	216	216
16	Propane/Air	0	0	0	0	0	0
17	Low Volume Transportation	0	0	0	0	0	0
	Total Gas Supply for Sales	456	499	582	881	871	885
	Total Transportation Service	167	170	165	69	69	69
	TOTAL SALES GAS SUPPLY AND TRANSPORTATION SERVICE	623	669	747	950	940	954

Section 21 - Maximum Design Peak Day Throughput by Supply Source.

See Section 20 for maximum design peak day sources of supply.

RELIABILITY AND SUPPLY PLANS

A. Overview. Pursuant to Sections 1317(c) and (d) of the Public Utility Code (66 Pa. C. S. §§1317(c) and (d)), PECO Energy Company (PECO) is required to submit, as part of its filing under Section 1307(f) of the Public Utility Code (66 Pa. C. S. §§1307): (1) a reliability plan; and (2) a supply plan. For PECO, the reliability plan includes descriptions of (a) the projected peak day and seasonal requirements of firm customers that utilize the distribution system during the 12-month projected period specified in Section 1307(f)(1) of the Public Utility Code; and (b) the transportation capacity, storage, peaking or on-system production that ensures deliverability of the natural gas supplies necessary to meet such projected period peak day and seasonal requirements. The supply plan that PECO is required to file must set forth its proposed plan for the acquisition or receipt of natural gas supplies.

B. Reliability Plan.

(1) Peak Day. PECO, as discussed in Section 16, has a winter design day requirement of 881,719 mcf or 914,343 dth. PECO plans to meet its design day demand requirement by utilizing its various sources of firm transportation (FT) capacity and gas supply. These sources of FT capacity and supply will typically be used in the following order:

First, PECO will use its long-term gas supply contracts, which feed into its FT capacity on Transco, Texas Eastern and Adelphia to deliver 359,498 dth to its citygate on the peak day.

Second, PECO will supplement the supply from its long-term gas supply contracts with supplies withdrawn from storage and delivered under storage-related firm transportation contracts. The total delivered storage available for delivery on a peak day is 250,600 dth.

Third, PECO will utilize its two peaking facilities to inject firm supplies directly into its distribution system. PECO's LNG facility will provide 161,709 dth on a peak day, and its propane facility will provide another 25,750 dth on a peak day.

Finally, PECO will supplement these services with other firm winter delivered services totaling 116,785 dth per day. All or a portion of the winter delivered service requirement may be supplied by Natural Gas Suppliers (NGSs) under PECO's Gas Choice Program, if they elect the delivered service option. This supply will be obtained in the summer of 2022 for delivery to PECO's citygate starting in December 2022, through an RFP process.

As shown below, the sources of capacity and supply identified above, in total, meet the aforementioned peak-day requirement of 914,343 dth:

1.	Pipeline FT Deliveries	359,498	dth
2.	Pipeline Storage Deliveries	250,600	dth
3.	Peaking Facilities	187,460	dth
4.	Delivered Winter Services ¹	116,785	dth
	Total	914,343	dth

(2) Seasonal Requirements. PECO’s annual requirements can be split into two separate seasons: 1) the winter period of November-March; and 2) the summer period of April-October. The two seasons typically exhibit starkly different demand requirements because they have significantly different levels of experienced heating degree-days.

While varying from month to month and with actual weather conditions, the 2022-2023 winter season is projected to exhibit increasing demand in November (average day of 264,110 dth) and December (average day of 366,721 dth), a peak month in January (average day of 422,313 dth), and waning demand in February (average day of 358,780 dth) and March (average day of 308,160 dth). As previously explained, PECO will satisfy these demand requirements by generally first using its base load supplies delivered on its interstate pipeline FT capacity and, as temperatures decline, using pipeline storage withdrawals, peaking facility supplies, and other sources of supply generally in that order. Daily swings in demand will generally be accommodated with no-notice withdrawals from, or injections to, storage and purchases of spot supplies on an economic basis.

The 2022 summer season is projected to exhibit less on-system demand. However, the summer season also is the time to inject gas into storage for withdrawals the following winter. PECO projects that average-day on-system demand will decline from 141,666 dth/day in April to a low of 49,297 dth/day in August and then increase gradually through October (average day of 80,658 dth). Storage injections during this period are projected to average 61,608 dth per day. Typically, all demand and storage injections will be satisfied with gas supplies flowing on interstate pipeline FT capacity. Just as in the winter season, daily swings in demand will generally be accommodated by

¹ For the winter of 2022-23, PECO has entered into two types of winter delivered supply contracts that reduce the quantity required to be obtained via RFP to meet its peak day demand to 40,785 Dth/d. First, PECO has entered into a contract for a 10-day call option for 40,000 dth/day of delivered supply priced at summer index prices plus demand charges. And second, PECO, through its approved hedging program, entered into fixed price delivered supply contracts equal to 36,000 Dth/d.

withdrawals from, or injections to, storage and purchases of spot supplies on an economic basis.

(3) Reliability of Supply. PECO ensures firm supply service through its contractual arrangements with reliable suppliers. All of PECO's long-term supply contracts and delivered peaking service contracts contain liquidated damages clauses for non-performance. PECO's asset management agreements, where a third-party manages PECO's storage and related transportation contracts for a fee, also contain liquidated damages clauses. PECO has experienced no instances of failure-to-perform on its long-term gas supply and asset management agreements, which it attributes to the selection of reputable, reliable suppliers and asset managers as well as arranging for supply deliveries from diverse, liquid, geographic sources.

C. Supply Plan. As demonstrated throughout this filing, PECO satisfies the demand requirements of its customers through a combination of long-term contracts, summer injection contracts, winter season contracts, and spot gas purchase contracts. These sources provide PECO with significant flexibility in terms of price and volume. The long-term contracts generally feed into interstate pipeline capacity for delivery into the PECO gas distribution system, while the summer injection gas flows on pipeline FT for injection into storage. Winter season purchases are typically delivered directly to the PECO gas distribution system at pipeline citygate interconnections. Spot purchases can be delivered directly to PECO as well as into pipeline FT capacity for subsequent delivery to PECO. As PECO's customers transfer to NGSs for their gas supply, PECO will need to purchase less gas on average but will need to retain sufficient resources to satisfy its Supplier of Last Resort Obligations.