
 Wuxin Yang
 v.
 Peoples Gas Company LLC

Docket No.:
 C-2022-3030596

Initial Call-In
 Telephonic

Pages 1 - 96

Judge's Chambers
 Piatt Place
 301 5th Avenue
 Pittsburgh, PA

Wednesday, April 20, 2022
 Commencing at 10:02 a.m.

INDEX TO EXHIBITS

Docket No. C-2022-3030596

Hearing Date: April 20, 2022

<u>NUMBER</u>	<u>FOR IDENTIFICATION</u>	<u>IN EVIDENCE</u>
Complainant's Exhibit A	33	34
Bills		
Complainant's Exhibit B	35	35
Year Price Comparison		
Summary		
Respondent's Exhibit A	44	--
Bill Insert Notice		
Respondent's Exhibit B	47	--
Tariff		

WUXIN YANG1014 MIRROR ST
PITTSBURGH PA 15217-2646
Account Number 210004365040 **Date Prepared** Mar 22, 2022 **Next Meter Reading** 04/20 - 04/21/2022 **B** 16

For General Information call 1-800-764-0111. For an Emergency call 1-800-400-4271.

Summary of Basic Charges**Credits And Charges Since Your Last Bill**
 Balance from last bill \$430.71
 Payment on MAR 14, 2022 - Thank You 119.00 CR
Balance \$311.71
Current Charges**Residential (RS)(P)**
 Customer Charge - 1 Month \$14.50
 Commodity Charge \$4.4407 per MCF 78.60
 Delivery Charge
 17.7 MCF @ \$4.4983 79.62
 Capacity Charge \$1.7294 per MCF 30.61
 Tax Repairs Surcredit 5.89 CR
 State Tax Surcharge @ 0.05% .04

Total Current Charges \$197.48
Total Account Balance \$509.19

Peoples current charges include \$1.96 in state taxes.

Your PRICE TO COMPARE is \$4.44 per MCF.

Shopping Information Box

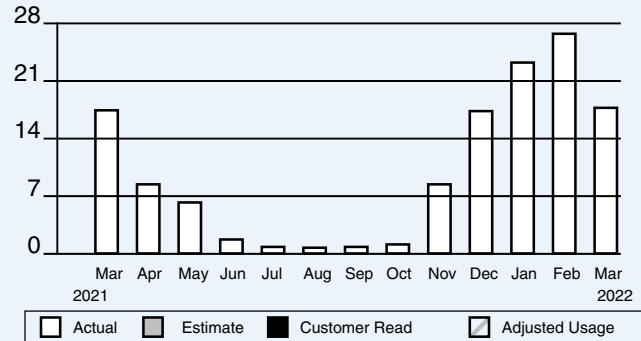
When shopping for gas with a Natural Gas Supplier please provide the following:

 Account Number: 210004365040
 Rate Schedule: Residential (RS)(P)

If you are already shopping, know your contract expiration date.

Monthly Usage Comparison
 Average Daily Temperature 2021 2022
 For This Billing Period 39°F 38°F

Gas Use in MCF


 Average monthly use: 9.3 MCF
 Total annual use: 113.0 MCF
Billing Period And Meter Readings

Date	Read Type	Reading	Difference
Meter Number 6765605			
MAR 21, 2022	Actual	124.1	17.7
FEB 18, 2022	Actual	106.4	
MCF Used in 31 Days			17.7

Please Pay Budget Amount Due of \$119.00 by APR 13, 2022
 Effective July 1, 2021, the Distribution System Improvement Charge (DSIC) increased from -0.06 % to 0.00 %.
 This charge funds the repair, improvement and replacement of natural gas pipelines and related infrastructure.
 Help people without heat or light by donating to the Dollar Energy Fund. Please add \$1 to your monthly gas payment.
 You can pay this bill by Credit / Debit Card or Electronic Check. Call ACI Speedpay at 1-866-338-5491.
 Service Fees Apply. Visit our website at www.peoples-gas.com for further information.


SCAN TO PAY

Please detach and return this coupon with a check made payable to Peoples.

TO MAKE ACCOUNT CHANGES ON BACK OF COUPON, CHECK BOX HERE.

DUE DATE APR 13, 2022 **Account No.** 210004365040**\$119.00**

Budget Amount Due

Amount Enclosed

2842

800003979436 E

 WUXIN YANG
 1014 MIRROR ST
 PITTSBURGH PA 15217-2646

 PEOPLES
 PO BOX 644760
 PITTSBURGH, PA 15264-4760


10002100043650400000000019748000000119007

WUXIN YANG

1014 MIRROR ST
PITTSBURGH PA 15217-2646

Account Number 210004365040 **Date Prepared** Feb 21, 2022 **Next Meter Reading** 03/21 - 03/22/2022 **B** 16

For General Information call 1-800-764-0111. For an Emergency call 1-800-400-4271.

Summary of Basic Charges

Credits And Charges Since Your Last Bill

Balance from last bill \$461.79
Payment on JAN 27, 2022 - Thank You 319.12 CR
Goodwill Adjustment - Cr 3.00 CR
Balance \$139.67

Current Charges

Residential (RS)(P)

Customer Charge - 1 Month \$14.50
Commodity Charge \$4.4408 per MCF **118.57**
Delivery Charge
26.7 MCF @ \$4.4981 120.10
Capacity Charge \$1.7296 per MCF 46.18
Tax Repairs Surcredit 8.36 CR
State Tax Surcharge @ 0.05% .05

Total Current Charges \$291.04
Total Account Balance \$430.71

Peoples current charges include \$2.88 in state taxes.

Your PRICE TO COMPARE is \$4.44 per MCF.

Shopping Information Box

When shopping for gas with a Natural Gas Supplier please provide the following:

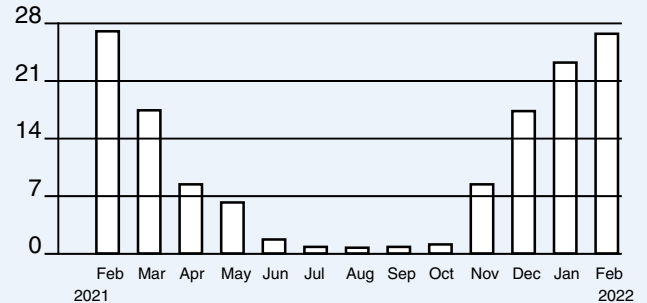
Account Number: 210004365040
Rate Schedule: Residential (RS)(P)

If you are already shopping, know your contract expiration date.

Monthly Usage Comparison

Average Daily Temperature 2021 25°F 2022 23°F
For This Billing Period

Gas Use in MCF



Legend: ☐ Actual ☐ Estimate ☐ Customer Read ☐ Adjusted Usage

Average monthly use: 9.3 MCF

Total annual use: 112.7 MCF

Billing Period And Meter Readings

Date	Read Type	Reading	Difference
Meter Number 6765605			
FEB 18, 2022	Actual	106.4	26.7
JAN 20, 2022	Actual	79.7	
MCF Used in 29 Days			26.7

Please Pay Budget Amount Due of \$119.00 by MAR 15, 2022

Effective July 1, 2021, the Distribution System Improvement Charge (DSIC) increased from -0.06 % to 0.00 %. This charge funds the repair, improvement and replacement of natural gas pipelines and related infrastructure. Help people without heat or light by donating to the Dollar Energy Fund. Please add \$1 to your monthly gas payment. You can pay this bill by Credit / Debit Card or Electronic Check. Call ACI Speedpay at 1-866-338-5491. Service Fees Apply. Visit our website at www.peoples-gas.com for further information.



SCAN TO PAY

Please detach and return this coupon with a check made payable to Peoples.

TO MAKE ACCOUNT CHANGES ON BACK OF COUPON, CHECK BOX HERE.

DUE DATE	MAR 15, 2022	Account No.	210004365040
\$119.00			
Budget Amount Due		Amount Enclosed	

LIHEAP, a federally funded program, provides energy assistance grants for income-eligible customers. The program opens November 1 and funds are limited. If you are out of work or on a low or fixed income, you should apply now. For details, call 1-800-400-WARM (9276).



2081

856000963022 E

WUXIN YANG
1014 MIRROR ST
PITTSBURGH PA 15217-2646

PEOPLES
PO BOX 644760
PITTSBURGH, PA 15264-4760



10002100043650400000000029104000000119004

WUXIN YANG

1014 MIRROR ST
PITTSBURGH PA 15217-2646

Account Number 210004365040 **Date Prepared** Dec 20, 2021 **Next Meter Reading** 01/20 - 01/21/2022 **B** 16

For General Information call 1-800-764-0111. For an Emergency call 1-800-400-4271.

Summary of Basic Charges

Credits And Charges Since Your Last Bill

Balance from last bill \$128.89
Payment on DEC 08, 2021 - Thank You 128.89 CR
Balance \$0.00

Current Charges

Residential (RS)(P)

Customer Charge - 1 Month \$14.50
Commodity Charge \$4.8075 per MCF **83.17**
Delivery Charge
17.3 MCF @ \$4.5306 78.38
Capacity Charge \$1.7231 per MCF 29.81
Tax Repairs Surcredit 5.77 CR
State Tax Surcharge @ 0.05% .03

Total Current Charges \$200.12
Total Account Balance \$200.12

Peoples current charges include \$1.94 in state taxes.

Your PRICE TO COMPARE is \$4.81 per MCF.

Shopping Information Box

When shopping for gas with a Natural Gas Supplier please provide the following:

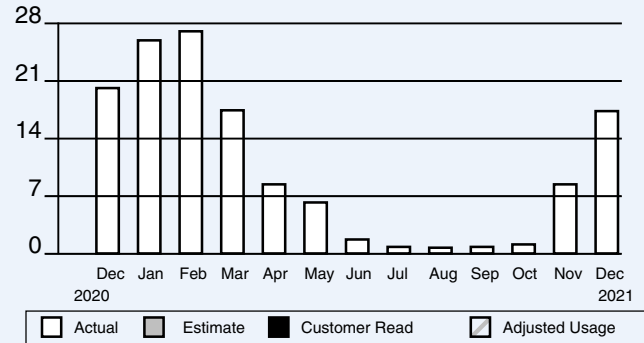
Account Number: 210004365040
Rate Schedule: Residential (RS)(P)

If you are already shopping, know your contract expiration date.

Monthly Usage Comparison

Average Daily Temperature 2020 2021
For This Billing Period 39°F 38°F

Gas Use in MCF



Average monthly use: 9.5 MCF
Total annual use: 115.7 MCF

Billing Period And Meter Readings

Date	Read Type	Reading	Difference
Meter Number	6765605		
DEC 17, 2021	Actual	56.5	17.3
NOV 16, 2021	Actual	39.2	
MCF Used in 31 Days			17.3

Please Pay Account Balance of \$200.12 by JAN 11, 2022 to avoid a Late Payment Charge of \$3.00 (1.5% per month)

Effective July 1, 2021, the Distribution System Improvement Charge (DSIC) increased from -0.06 % to 0.00 %. This charge funds the repair, improvement and replacement of natural gas pipelines and related infrastructure. Help people without heat or light by donating to the Dollar Energy Fund. Please add \$1 to your monthly gas payment. You can pay this bill by Credit / Debit Card or Electronic Check. Call ACI Speedpay at 1-866-338-5491. Service Fees Apply. Visit our website at www.peoples-gas.com for further information.



SCAN TO PAY

Please detach and return this coupon with a check made payable to Peoples.

TO MAKE ACCOUNT CHANGES ON BACK OF COUPON, CHECK BOX HERE.

DUE DATE	JAN 11, 2022	Account No.	210004365040
\$200.12			
Account Balance		Amount Enclosed	

LIHEAP, a federally funded program, provides energy assistance grants for income-eligible customers. The program opens November 1 and funds are limited. If you are out of work or on a low or fixed income, you should apply now. For details, call 1-800-400-WARM (9276).



4514

828000965677 E

WUXIN YANG
1014 MIRROR ST
PITTSBURGH PA 15217-2646

PEOPLES
PO BOX 644760
PITTSBURGH, PA 15264-4760



10002100043650400000000020012000000200127

WUXIN YANG

1014 MIRROR ST
PITTSBURGH PA 15217-2646

Account Number 210004365040 **Date Prepared** Nov 17, 2021 **Next Meter Reading** 12/17 - 12/20/2021 **B** 16

For General Information call 1-800-764-0111. For an Emergency call 1-800-400-4271.

Summary of Basic Charges

Credits And Charges Since Your Last Bill

Balance from last bill \$24.41
Late Payment Charge 0.37
Balance \$24.78

Current Charges

Residential (RS)(P)

Customer Charge - 1 Month \$14.50
Commodity Charge \$4.8060 per MCF 40.37
Delivery Charge 8.4 MCF @ \$4.5310 38.06
Capacity Charge \$1.7238 per MCF 14.48
Tax Repairs Surcredit 3.32 CR
State Tax Surcharge @ 0.05% .02

Total Current Charges \$104.11
Total Account Balance \$128.89

Peoples current charges include \$1.01 in state taxes.

Your PRICE TO COMPARE is \$4.81 per MCF.

Shopping Information Box

When shopping for gas with a Natural Gas Supplier please provide the following:

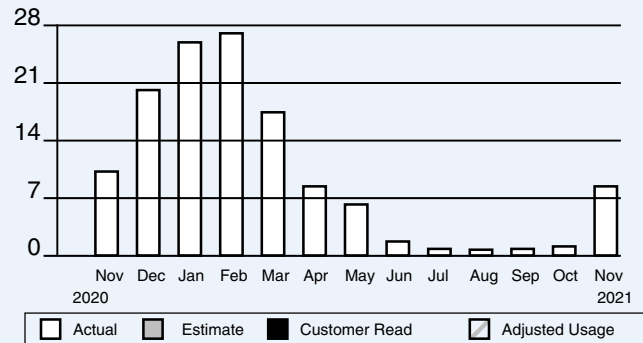
Account Number: 210004365040
Rate Schedule: Residential (RS)(P)

If you are already shopping, know your contract expiration date.

Monthly Usage Comparison

Average Daily Temperature 2020 2021
For This Billing Period 50°F 50°F

Gas Use in MCF



Average monthly use: 9.8 MCF
Total annual use: 118.5 MCF

Billing Period And Meter Readings

Date	Read Type	Reading	Difference
Meter Number	6765605		
NOV 16, 2021	Actual	39.2	8.4
OCT 15, 2021	Actual	30.8	
MCF Used in 32 Days			8.4

Please Pay Account Balance of \$128.89 by DEC 09, 2021 to avoid a Late Payment Charge of \$1.93 (1.5% per month)

Effective July 1, 2021, the Distribution System Improvement Charge (DSIC) increased from -0.06 % to 0.00 %. This charge funds the repair, improvement and replacement of natural gas pipelines and related infrastructure. Help people without heat or light by donating to the Dollar Energy Fund. Please add \$1 to your monthly gas payment. You can pay this bill by Credit / Debit Card or Electronic Check. Call ACI Speedpay at 1-866-338-5491. Service Fees Apply. Visit our website at www.peoples-gas.com for further information.



SCAN TO PAY

Please detach and return this coupon with a check made payable to Peoples.

TO MAKE ACCOUNT CHANGES ON BACK OF COUPON, CHECK BOX HERE.

DUE DATE	DEC 09, 2021	Account No.	210004365040
\$128.89			
Account Balance		Amount Enclosed	

LIHEAP, a federally funded program, provides energy assistance grants for income-eligible customers. The program opens November 1 and funds are limited. If you are out of work or on a low or fixed income, you should apply now. For details, call 1-800-400-WARM (9276).



1143

852000925158 E

WUXIN YANG
1014 MIRROR ST
PITTSBURGH PA 15217-2646

PEOPLES
PO BOX 644760
PITTSBURGH, PA 15264-4760



10002100043650400000000010411000000128896

WUXIN YANG

1014 MIRROR ST
PITTSBURGH PA 15217-2646



PEOPLES™

An Essential Utilities Company

For 24/7 account access: peopleseaccount.com

Account Number **210004365040** Date Prepared Mar 18, 2021 Next Meter Reading 04/19 - 04/20/2021 B 16

For General Information call 1-800-764-0111. For an Emergency call 1-800-400-4271.

Summary of Basic Charges

Credits And Charges Since Your Last Bill

Balance from last bill \$554.53
Late Payment Charge 8.15
Balance \$562.68

Current Charges

Residential (RS)(P)

Customer Charge - 1 Month \$14.52
Commodity Charge \$1.8810 per MCF **32.73**
Delivery Charge
17.4 MCF @ \$4.1730 72.61
Capacity Charge \$1.7603 per MCF 30.63
DSIC Surcharge 0.13% .12 CR
State Tax Surcharge @ 0.10% .07

Total Current Charges \$150.44
Total Account Balance \$713.12

Peoples current charges include \$1.90 in state taxes.

Your PRICE TO COMPARE is \$1.88 per MCF.

Shopping Information Box

When shopping for gas with a Natural Gas Supplier please provide the following:

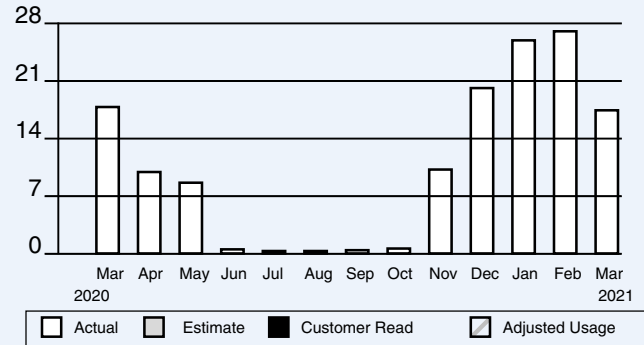
Account Number: 210004365040
Rate Schedule: Residential (RS)(P)

If you are already shopping, know your contract expiration date.

Monthly Usage Comparison

Average Daily Temperature 2020 2021
For This Billing Period 39°F 37°F

Gas Use in MCF



Average monthly use: 10.0 MCF
Total annual use: 121.2 MCF

Billing Period And Meter Readings

Date	Read Type	Reading	Difference
Meter Number	6765605		
MAR 18, 2021	Actual	11.1	17.4
FEB 17, 2021	Actual	993.7	
MCF Used in 29 Days			17.4

Please Pay Account Balance of \$713.12 by APR 09, 2021 to avoid a Late Payment Charge of \$10.40 (1.5% per month)

Effective April 1, 2020, the Distribution System Improvement Charge (DSIC) decreased from 0.00 % to -0.13 %. This charge funds the repair, improvement and replacement of natural gas pipelines and related infrastructure. Help people without heat or light by donating to the Dollar Energy Fund. Please add \$1 to your monthly gas payment. You can pay this bill by Credit / Debit Card or Electronic Check. Call ACI Speedpay at 1-866-338-5491. Service Fees Apply. Visit our website at www.peoples-gas.com for further information.

Please detach and return this coupon with a check made payable to Peoples.

TO MAKE ACCOUNT CHANGES ON BACK OF COUPON, CHECK BOX HERE.

DUE DATE APR 09, 2021 **Account No.** 210004365040

\$713.12

Account Balance

Amount Enclosed

8499

814000834227 E

WUXIN YANG
1014 MIRROR ST
PITTSBURGH PA 15217-2646

PEOPLES
PO BOX 644760
PITTSBURGH, PA 15264-4760



10002100043650400000000015044000000713121

WUXIN YANG

1014 MIRROR ST
PITTSBURGH PA 15217-2646



PEOPLES™

An Essential Utilities Company

For 24/7 account access: peopleseaccount.com

Account Number **210004365040** Date Prepared Feb 17, 2021 Next Meter Reading 03/18 - 03/19/2021 B 16

For General Information call 1-800-764-0111. For an Emergency call 1-800-400-4271.

Summary of Basic Charges

Credits And Charges Since Your Last Bill

Balance from last bill \$574.33
Payment on JAN 21, 2021 - Thank You 250.00 CR
Late Payment Charge 4.76
Balance \$329.09

Current Charges

Residential (RS)(P)

Customer Charge - 1 Month \$14.52
Commodity Charge \$1.8811 per MCF **50.79**
Delivery Charge
27.0 MCF @ \$4.1726 112.66
Capacity Charge \$1.7604 per MCF 47.53
DSIC Surcharge 0.13% .17 CR
State Tax Surcharge @ 0.10% .11

Total Current Charges \$225.44
Total Account Balance \$554.53

Peoples current charges include \$2.84 in state taxes.

Your PRICE TO COMPARE is \$1.88 per MCF.

Shopping Information Box

When shopping for gas with a Natural Gas Supplier please provide the following:

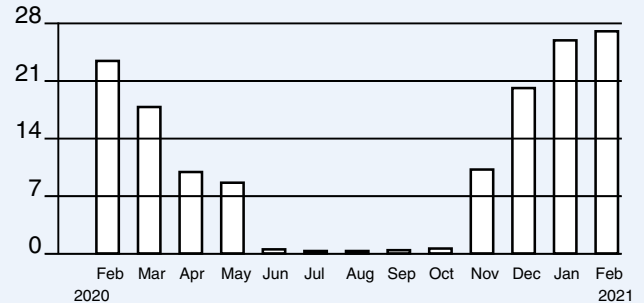
Account Number: 210004365040
Rate Schedule: Residential (RS)(P)

If you are already shopping, know your contract expiration date.

Monthly Usage Comparison

Average Daily Temperature 2020 2021
For This Billing Period 32°F 25°F

Gas Use in MCF



Legend: ☐ Actual ☐ Estimate ☒ Customer Read ☐ Adjusted Usage

Average monthly use: 10.0 MCF
Total annual use: 121.6 MCF

Billing Period And Meter Readings

Date	Read Type	Reading	Difference
Meter Number	6765605		
FEB 17, 2021	Actual	993.7	27.0
JAN 19, 2021	Actual	966.7	
MCF Used in 29 Days			27.0

Please Pay Account Balance of \$554.53 by MAR 11, 2021 to avoid a Late Payment Charge of \$8.15 (1.5% per month)

Effective April 1, 2020, the Distribution System Improvement Charge (DSIC) decreased from 0.00 % to -0.13 %. This charge funds the repair, improvement and replacement of natural gas pipelines and related infrastructure. Help people without heat or light by donating to the Dollar Energy Fund. Please add \$1 to your monthly gas payment. You can pay this bill by Credit / Debit Card or Electronic Check. Call ACI Speedpay at 1-866-338-5491. Service Fees Apply. Visit our website at www.peoples-gas.com for further information.

Please detach and return this coupon with a check made payable to Peoples.

TO MAKE ACCOUNT CHANGES ON BACK OF COUPON, CHECK BOX HERE.

DUE DATE MAR 11, 2021 **Account No.** 210004365040

\$554.53

Account Balance

Amount Enclosed

6042

884000772190 E

WUXIN YANG
1014 MIRROR ST
PITTSBURGH PA 15217-2646

LIHEAP, a federally funded program, provides energy assistance grants for income-eligible customers. The program opens November 1 and funds are limited. If you are out of work or on a low or fixed income, you should apply now. For details, call 1-800-400-WARM (9276).



PEOPLES
PO BOX 644760
PITTSBURGH, PA 15264-4760



10002100043650400000000022544000000554534

COMPLAINANT'S EXHIBIT B (1 Page)

Within a year price comparison:

Beginning of 2021 i.e Feb and march, (please see BillPDF03182021 BillPDF0221 as example)

Delivery charge per mcf was \$4.173

Commodity charge was \$1.8811 per mcf.

The end of 2021 i.e December (please see BillPDF12212021 BillPDF0221 as example)

Delivery charge per mcf was \$4.5306 increased by 9% (within same year).

This is the same pipeline going to the same address. What is the increment of delivery charge for?

Commodity charge was Commodity Charge \$4.8075 per MCF increased by 160% comparing that of the beginning of the year 2021. The increment is absurd within a year.

Same period price comparison in two different years 2021 and 2022

Beginning of 2021 i.e March 2021 (BillPDF03182021 as example)

Delivery charge per mcf was \$4.173

Commodity charge was \$1.8811 per mcf

Beginning of 2022 i.e. March 2022 (BillPDF03222021)

Delivery charge per mcf was \$4.4407

Commodity charge was \$4.4983 per mcf

Same months different year, weather condition is a like, but commodity charge per mcf surged by 139.1%.

This is the same pipeline going to the same address but delivery charge surged by 6.05%.

EXHIBIT A

NOTICE OF PROPOSED GAS COST RATE CHANGES



To Our Customers:

Peoples Natural Gas Company ("Peoples") is filing a request with the Pennsylvania Public Utility Commission ("PUC") to increase your natural gas rates as of October 1, 2021. This notice describes the company's rate request, the PUC's role, and what actions you can take.

Peoples has requested an overall gas cost rate increase of \$62.9 million per year.

If the company's entire request is approved:

- The total bill for a residential customer using 87 Mcf per year would increase from \$71.14 to \$80.31 per month or by 12.9%.
- The total bill for a small commercial/industrial customer using 303 Mcf per year would increase from \$179.60 to \$207.98 per month or by 15.8%.

- The total bill for a medium commercial/industrial customer using 1,510 Mcf per year would increase from \$839.59 to \$998.57 per month or by 18.9%.

To find out your customer class or how the requested increase may affect your natural gas bill, contact Peoples at **1-800-764-0111**. The rates requested by the company may be found in Tariff No. 47. You may examine the material filed with the PUC which explains the requested increase and the reasons for it. A copy of this material is kept at Peoples' office and is available on the company's website at www.peoples-gas.com.

The state agency which approves rates for public utilities is the PUC. The PUC will examine the requested rate increase and can prevent existing rates from changing until it investigates and/or holds hearings on the request. The company must prove that

Continued on other side...

Continued from other side...

the requested rates are reasonable. After examining the evidence, the PUC may grant all, some or none of the request or may reduce existing rates.

The PUC may change the amount of the rate increase or decrease requested by the utility for each customer class. As a result, the rate charged to you may be different than the rate requested by the company and shown above.

There are three ways to challenge a company's request to change its rates:

1. You can file a formal complaint. If you want a hearing before a judge, you must file a formal complaint. By filing a formal complaint, you assure yourself the opportunity to take part in hearings about the rate change request. All complaints should be filed with the PUC as soon as possible.

If no formal complaints are filed, the Commission may grant all, some or none of the request without holding a hearing before a judge.

2. You can send a letter to the PUC telling why you object to the requested rate change. Sometimes there is information in these letters that makes the PUC aware of problems with the company's service or management. This information can be helpful when the PUC investigates the rate request.

Send your letter or request for a formal complaint form to the Pennsylvania Public Utility Commission, Post Office Box 3265, Harrisburg, PA 17105-3265.

3. You can be a witness at a public input hearing. Public input hearings are held if the Commission opens an investigation of the

company's rate change request and if there is a large number of customers interested in the case. At these hearings you have the opportunity to present your views in person to the PUC judge hearing the case and the company representatives. All testimony given "under oath" becomes part of the official rate case record. These hearings are held in the service area of the company.



NOTICE OF PROPOSED GAS COST RATE CHANGES



To Our Customers:

Peoples Natural Gas Company LLC (“Peoples”) is filing a request with the Pennsylvania Public Utility Commission (“PUC”) to increase your natural gas rates as of October 1, 2022. This notice describes the company’s rate request, the PUC’s role, and what actions you can take.

Peoples has requested an overall gas cost rate increase of \$11.0 million per year.

If the company’s entire request is approved:

- The total bill for a residential customer using 87 Mcf per year would increase from \$88.85 to \$90.30 per month or by 1.6%.
- The total bill for a small commercial/industrial customer using 180 Mcf per year would increase from \$146.18 to \$149.15 per month or by 2.0%.

- The total bill for a medium commercial/industrial customer using 2,681 Mcf per year would increase from \$1,980.41 to \$2,021.25 per month or by 2.1%.

The Peoples Companies also propose to merge their separate rates for recovery of gas costs and the Merchant Function Charge (“MFC”) and Gas Procurement Charge (“GPC”) rates into a single set of rates identified in the filing if the Commission approves a merger of the Peoples Companies.

To find out your customer class or how the requested changes may affect your natural gas bill, contact Peoples at 1-800-764-0111. The rates requested by the company may be found in Tariff No. 47. You may examine the material filed with the PUC which explains the requested rate changes and the reasons for it. A copy of this material is kept at Peoples’ office and is available on the company’s website at www.peoples-gas.com.

Continued on other side...

Continued from other side...

The state agency which approves rates for public utilities is the PUC. The PUC will examine the requested rate change and can prevent existing rates from changing until it investigates and/or holds hearings on the request. The company must prove that the requested rates are reasonable. After examining the evidence, the PUC may grant all, some or none of the request or may reduce existing rates.

The PUC may change the amount of the rate increase or decrease requested by the utility for each customer class. As a result, the rate charged to you may be different than the rate requested by the company and shown above.

There are three ways to challenge a company's request to change its rates:

1. You can file a formal complaint. If you want a hearing before a judge, you must file a formal complaint. By filing a formal complaint, you

assure yourself the opportunity to take part in hearings about the rate change request. All complaints should be filed with the PUC as soon as possible.

If no formal complaints are filed, the Commission may grant all, some or none of the request without holding a hearing before a judge.

2. You can send a letter to the PUC telling why you object to the requested rate change. Sometimes there is information in these letters that makes the PUC aware of problems with the company's service or management. This information can be helpful when the PUC investigates the rate request.

Send your letter or request for a formal complaint form to the Pennsylvania Public Utility Commission, Post Office Box 3265, Harrisburg, PA 17105-3265.

3. You can be a witness at a public input hearing. Public input hearings are held if the Commission opens an investigation of the company's rate change request and if there is a large number of customers interested in the case. At these hearings you have the opportunity to present your views in person to the PUC judge hearing the case and the company representatives. All testimony given "under oath" becomes part of the official rate case record. These hearings are held in the service area of the company.



EXHIBIT B

	Rider Purchased Gas Costs				Base Rate Charges	Rider STAS	Rider MFC	Rider Supplier Choice	Rider USR	Rider GPC	Rider DSIC Charge	Rider TRS	Total Rate (13=SUM 1 to 12)
	Capacity	AVC Capacity	GCA	Commodity									
	(1)	(2)	(3)	(4)									
Residential Sales						0.04%					0.00%	-7.1179%	
Customer Charge					\$ 14.5000			\$ (0.0042)			\$ -	\$ (1.0321)	\$ 13.4637
Capacity	\$ 1.0335	\$ 0.6869					\$ 0.0257						\$ 1.7461
Price to Compare - PTC			\$ 0.1301	\$ 4.2448			\$ 0.1089			\$ 0.0801			\$ 4.5639
Delivery Charge					\$ 3.9608			\$ 0.5516		\$ -	\$ (0.2819)		\$ 4.2305
State Tax Surcharge						\$ 0.0016				\$ -			\$ 0.0016
Total per MCF							\$ 0.1346						\$ 10.5421
Small General Service (SGS)													
Customer Charge													
0 to 499 MCF/Yr					\$ 20.0000			\$ (0.0042)		\$ -	\$ (1.4236)		\$ 18.5722
500 to 999 MCF/Yr					\$ 40.0000			\$ (0.0042)		\$ -	\$ (2.8472)		\$ 37.1486
1/ Capacity	\$ 0.3795	\$ 0.6279											\$ 1.0074
Price to Compare - PTC	\$ 0.6540		\$ 0.1301	\$ 4.2448			\$ 0.0114			\$ 0.0801			\$ 5.1204
Delivery Charge					\$ 2.7000					\$ -	\$ (0.1922)		\$ 2.5078
State Tax Surcharge						\$ 0.0011							\$ 0.0011
Total per MCF	\$ 1.0335												\$ 8.6367
Medium General Service (MGS)													
Customer Charge													
1,000 to 2,499 MCF/Yr					\$ 85.0000					\$ -	\$ (6.0502)		\$ 78.9498
2,500 to 24,999 MCF/Yr					\$ 130.0000					\$ -	\$ (9.2533)		\$ 120.7467
1/ Capacity	\$ 0.3795	\$ 0.4482											\$ 0.8277
Price to Compare - PTC	\$ 0.6540		\$ 0.1301	\$ 4.2448			\$ 0.0114			\$ 0.0801			\$ 5.1204
Delivery Charge					\$ 2.6914					\$ -	\$ (0.1916)		\$ 2.4998
State Tax Surcharge						\$ 0.0011							\$ 0.0011
Total per MCF	\$ 1.0335												\$ 8.4490
Large General Service (LGS)													
Customer Charge													
25,000 to 49,999 MCF/Yr					\$ 575.0000					\$ -	\$ (40.9279)		\$ 534.0721
50,000 to 99,999 MCF/Yr					\$ 750.0000					\$ -	\$ (53.3843)		\$ 696.6158
100,000 to 199,999 MCF/Yr					\$ 1,400.0000					\$ -	\$ (99.6506)		\$ 1,300.3494
Over 200,000 MCF/Yr					\$ 1,600.0000					\$ -	\$ (113.8864)		\$ 1,486.1136
1/ Capacity	\$ 0.1226	\$ 0.2325											\$ 0.3551
Price to Compare - PTC	\$ 0.9109		\$ 0.1301	\$ 4.2448			\$ 0.0114			\$ 0.0801			\$ 5.3773
Delivery Charge													
25,000 - 49,999 MCF/Yr					\$ 2.6411	\$ 0.0011				\$ -	\$ (0.1880)		\$ 2.4542
50,000 - 99,999 MCF/Yr					\$ 2.5773	\$ 0.0010				\$ -	\$ (0.1834)		\$ 2.3949
100,000 - 199,999 MCF/Yr					\$ 2.5694	\$ 0.0010				\$ -	\$ (0.1829)		\$ 2.3875
200,000 to 749,999 MCF/Yr					\$ 2.4999	\$ 0.0010				\$ -	\$ (0.1779)		\$ 2.3230
750,000 to 1,999,999 MCF/Yr					\$ 2.1327	\$ 0.0009				\$ -	\$ (0.1518)		\$ 1.9817
Over 2,000,000 MCF/Yr					\$ 1.6445	\$ 0.0007				\$ -	\$ (0.1171)		\$ 1.5281
2/ Total per MCF	\$ 1.0335												\$ 8.1866

1/ The Price-to-Compare format as shown is applicable to a Non-Priority One customer; the Price-to-Compare Charge for a Priority One customer would not include the Capacity Charge.

See the Residential - Sales section above as an example of Priority One.

2/ The Total per MCF displayed for Retail LGS is representative of the 25,000 - 49,999 MCF/Yr delivery charge tier only.

3/ The above rates are for non-transitional customers. For transitional customer rates, refer to the corresponding rate schedule found in the Company's retail tariff.

Quarterly 1307(f), MFC, US	Rider Purchased Gas Costs				Base Rate Charges	Rider STAS	Rider MFC	Rider Supplier Choice	Rider USR	Rider GPC	Rider DSIC Charge	Rider TRS	Total Rate (13=SUM 1 to 12)
	Capacity	AVC Capacity	GCA	Commodity									
	(1)	(2)	(3)	(4)									
Residential Sales						0.05%					0.00%	-7.1179%	
Customer Charge					\$ 14.5000			\$ (0.0042)			\$ -	\$ (1.0321)	\$ 13.4637
Capacity	\$ 1.0335	\$ 0.6869					\$ 0.0257						\$ 1.7461
Price to Compare - PTC			\$ 0.1301	\$ 4.2448			\$ 0.1089			\$ 0.0801			\$ 4.5639
Delivery Charge					\$ 3.9608				\$ 0.5516		\$ -	\$ (0.2819)	\$ 4.2305
State Tax Surcharge						\$ 0.0020					\$ -		\$ 0.0020
Total per MCF							\$ 0.1346						\$ 10.5425
Small General Service (SGS)													
Customer Charge													
0 to 499 MCF/Yr					\$ 20.0000			\$ (0.0042)			\$ -	\$ (1.4236)	\$ 18.5722
500 to 999 MCF/Yr					\$ 40.0000			\$ (0.0042)			\$ -	\$ (2.8472)	\$ 37.1486
1/ Capacity	\$ 0.3795	\$ 0.6279											\$ 1.0074
Price to Compare - PTC	\$ 0.6540		\$ 0.1301	\$ 4.2448			\$ 0.0114			\$ 0.0801			\$ 5.1204
Delivery Charge					\$ 2.7000						\$ -	\$ (0.1922)	\$ 2.5078
State Tax Surcharge						\$ 0.0014							\$ 0.0014
Total per MCF	\$ 1.0335												\$ 8.6370
Medium General Service (MGS)													
Customer Charge													
1,000 to 2,499 MCF/Yr					\$ 85.0000						\$ -	\$ (6.0502)	\$ 78.9498
2,500 to 24,999 MCF/Yr					\$ 130.0000						\$ -	\$ (9.2533)	\$ 120.7467
1/ Capacity	\$ 0.3795	\$ 0.4482											\$ 0.8277
Price to Compare - PTC	\$ 0.6540		\$ 0.1301	\$ 4.2448			\$ 0.0114			\$ 0.0801			\$ 5.1204
Delivery Charge					\$ 2.6914						\$ -	\$ (0.1916)	\$ 2.4998
State Tax Surcharge						\$ 0.0013							\$ 0.0013
Total per MCF	\$ 1.0335												\$ 8.4493
Large General Service (LGS)													
Customer Charge													
25,000 to 49,999 MCF/Yr					\$ 575.0000						\$ -	\$ (40.9279)	\$ 534.0721
50,000 to 99,999 MCF/Yr					\$ 750.0000						\$ -	\$ (53.3843)	\$ 696.6158
100,000 to 199,999 MCF/Yr					\$ 1,400.0000						\$ -	\$ (99.6506)	\$ 1,300.3494
Over 200,000 MCF/Yr					\$ 1,600.0000						\$ -	\$ (113.8864)	\$ 1,486.1136
1/ Capacity	\$ 0.1226	\$ 0.2325											\$ 0.3551
Price to Compare - PTC	\$ 0.9109		\$ 0.1301	\$ 4.2448			\$ 0.0114			\$ 0.0801			\$ 5.3773
Delivery Charge													
25,000 - 49,999 MCF/Yr					\$ 2.6411	\$ 0.0013					\$ -	\$ (0.1880)	\$ 2.4544
50,000 - 99,999 MCF/Yr					\$ 2.5773	\$ 0.0013					\$ -	\$ (0.1834)	\$ 2.3951
100,000 - 199,999 MCF/Yr					\$ 2.5694	\$ 0.0013					\$ -	\$ (0.1829)	\$ 2.3878
200,000 to 749,999 MCF/Yr					\$ 2.4999	\$ 0.0012					\$ -	\$ (0.1779)	\$ 2.3232
750,000 to 1,999,999 MCF/Yr					\$ 2.1327	\$ 0.0011					\$ -	\$ (0.1518)	\$ 1.9820
Over 2,000,000 MCF/Yr					\$ 1.6445	\$ 0.0008					\$ -	\$ (0.1171)	\$ 1.5283
2/ Total per MCF	\$ 1.0335												\$ 8.1868

1/ The Price-to-Compare format as shown is applicable to a Non-Priority One customer; the Price-to-Compare Charge for a Priority One customer would not include the Capacity Charge.

See the Residential - Sales section above as an example of Priority One.

2/ The Total per MCF displayed for Retail LGS is representative of the 25,000 - 49,999 MCF/Yr delivery charge tier only.

3/ The above rates are for non-transitional customers. For transitional customer rates, refer to the corresponding rate schedule found in the Company's retail tariff.

Quarterly 1307(f), MFC, US	Rider Purchased Gas Costs				Base Rate Charges	Rider STAS	Rider MFC	Rider Supplier Choice	Rider USR	Rider GPC	Rider DSIC Charge	Rider TRS	Total Rate (13=SUM 1 to 12)
	Capacity	AVC Capacity	GCA	Commodity									
	(1)	(2)	(3)	(4)									
Residential Sales						0.05%					0.00%	-6.9560%	
Customer Charge					\$ 14.5000			\$ (0.0042)			\$ -	\$ (1.0086)	\$ 13.4872
Capacity	\$ 1.0335	\$ 0.6705					\$ 0.0257						\$ 1.7297
Price to Compare - PTC			\$ 0.2574	\$ 3.9973			\$ 0.1059			\$ 0.0801			\$ 4.4407
Delivery Charge					\$ 3.9608				\$ 0.5374		\$ -	\$ (0.2755)	\$ 4.2227
State Tax Surcharge						\$ 0.0020							\$ 0.0020
Total per MCF							\$ 0.1316						\$ 10.3951
Small General Service (SGS)													
Customer Charge													
0 to 499 MCF/Yr					\$ 20.0000			\$ (0.0042)			\$ -	\$ (1.3912)	\$ 18.6046
500 to 999 MCF/Yr					\$ 40.0000			\$ (0.0042)			\$ -	\$ (2.7824)	\$ 37.2134
1/ Capacity	\$ 0.3795	\$ 0.6122											\$ 0.9917
Price to Compare - PTC	\$ 0.6540		\$ 0.2574	\$ 3.9973			\$ 0.0111			\$ 0.0801			\$ 4.9999
Delivery Charge					\$ 2.7000						\$ -	\$ (0.1878)	\$ 2.5122
State Tax Surcharge						\$ 0.0014							\$ 0.0014
Total per MCF	\$ 1.0335												\$ 8.5052
Medium General Service (MGS)													
Customer Charge													
1,000 to 2,499 MCF/Yr					\$ 85.0000						\$ -	\$ (5.9126)	\$ 79.0874
2,500 to 24,999 MCF/Yr					\$ 130.0000						\$ -	\$ (9.0428)	\$ 120.9572
1/ Capacity	\$ 0.3795	\$ 0.4379											\$ 0.8174
Price to Compare - PTC	\$ 0.6540		\$ 0.2574	\$ 3.9973			\$ 0.0111			\$ 0.0801			\$ 4.9999
Delivery Charge					\$ 2.6914						\$ -	\$ (0.1872)	\$ 2.5042
State Tax Surcharge						\$ 0.0013							\$ 0.0013
Total per MCF	\$ 1.0335												\$ 8.3228
Large General Service (LGS)													
Customer Charge													
25,000 to 49,999 MCF/Yr					\$ 575.0000						\$ -	\$ (39.9970)	\$ 535.0030
50,000 to 99,999 MCF/Yr					\$ 750.0000						\$ -	\$ (52.1700)	\$ 697.8300
100,000 to 199,999 MCF/Yr					\$ 1,400.0000						\$ -	\$ (97.3840)	\$ 1,302.6160
Over 200,000 MCF/Yr					\$ 1,600.0000						\$ -	\$ (111.2960)	\$ 1,488.7040
1/ Capacity	\$ 0.1226	\$ 0.2256											\$ 0.3482
Price to Compare - PTC	\$ 0.9109		\$ 0.2574	\$ 3.9973			\$ 0.0111			\$ 0.0801			\$ 5.2568
Delivery Charge													
25,000 - 49,999 MCF/Yr					\$ 2.6411	\$ 0.0013					\$ -	\$ (0.1837)	\$ 2.4587
50,000 - 99,999 MCF/Yr					\$ 2.5773	\$ 0.0013					\$ -	\$ (0.1793)	\$ 2.3993
100,000 - 199,999 MCF/Yr					\$ 2.5694	\$ 0.0013					\$ -	\$ (0.1787)	\$ 2.3920
200,000 to 749,999 MCF/Yr					\$ 2.4999	\$ 0.0012					\$ -	\$ (0.1739)	\$ 2.3273
750,000 to 1,999,999 MCF/Yr					\$ 2.1327	\$ 0.0011					\$ -	\$ (0.1484)	\$ 1.9854
Over 2,000,000 MCF/Yr					\$ 1.6445	\$ 0.0008					\$ -	\$ (0.1144)	\$ 1.5309
2/ Total per MCF	\$ 1.0335												\$ 8.0637

1/ The Price-to-Compare format as shown is applicable to a Non-Priority One customer; the Price-to-Compare Charge for a Priority One customer would not include the Capacity Charge.

See the Residential - Sales section above as an example of Priority One.

2/ The Total per MCF displayed for Retail LGS is representative of the 25,000 - 49,999 MCF/Yr delivery charge tier only.

3/ The above rates are for non-transitional customers. For transitional customer rates, refer to the corresponding rate schedule found in the Company's retail tariff.

Annual, Quarterly 1307(f), MFC, US, Supplier Choice	Rider Purchased Gas Costs				Base Rate Charges	Rider STAS	Rider MFC	Rider Supplier Choice	Rider USR	Rider GPC	Rider DSIC Charge	Rider TRS	Total Rate
	Capacity	AVC Capacity	GCA	Commodity									
	(1)	(2)	(3)	(4)		(6)	(7)	(8)	(9)	(10)	(11)	(12)	(13=SUM 1 to 12)
Residential Sales						0.05%					0.00%	-6.9560%	
Customer Charge					\$ 14.5000			\$ (0.0042)			\$ -	\$ (1.0086)	\$ 13.4872
Capacity	\$ 1.0282	\$ 0.6693					\$ 0.0256						\$ 1.7231
Price to Compare - PTC			\$ 0.2570	\$ 4.3549			\$ 0.1148			\$ 0.0801			\$ 4.8068
Delivery Charge					\$ 3.9608				\$ 0.5698		\$ -	\$ (0.2755)	\$ 4.2551
State Tax Surcharge						\$ 0.0020							\$ 0.0020
Total per MCF							\$ 0.1404						\$ 10.7870
Small General Service (SGS)													
Customer Charge													
0 to 499 MCF/Yr					\$ 20.0000			\$ (0.0042)			\$ -	\$ (1.3912)	\$ 18.6046
500 to 999 MCF/Yr					\$ 40.0000			\$ (0.0042)			\$ -	\$ (2.7824)	\$ 37.2134
1/ Capacity	\$ 0.3795	\$ 0.6089											\$ 0.9884
Price to Compare - PTC	\$ 0.6487		\$ 0.2570	\$ 4.3549			\$ 0.0118			\$ 0.0801			\$ 5.3525
Delivery Charge					\$ 2.7000						\$ -	\$ (0.1878)	\$ 2.5122
State Tax Surcharge						\$ 0.0014							\$ 0.0014
Total per MCF	\$ 1.0282												\$ 8.8545
Medium General Service (MGS)													
Customer Charge													
1,000 to 2,499 MCF/Yr					\$ 85.0000						\$ -	\$ (5.9126)	\$ 79.0874
2,500 to 24,999 MCF/Yr					\$ 130.0000						\$ -	\$ (9.0428)	\$ 120.9572
1/ Capacity	\$ 0.3795	\$ 0.4301											\$ 0.8096
Price to Compare - PTC	\$ 0.6487		\$ 0.2570	\$ 4.3549			\$ 0.0118			\$ 0.0801			\$ 5.3525
Delivery Charge					\$ 2.6914						\$ -	\$ (0.1872)	\$ 2.5042
State Tax Surcharge						\$ 0.0013							\$ 0.0013
Total per MCF	\$ 1.0282												\$ 8.6676
Large General Service (LGS)													
Customer Charge													
25,000 to 49,999 MCF/Yr					\$ 575.0000						\$ -	\$ (39.9970)	\$ 535.0030
50,000 to 99,999 MCF/Yr					\$ 750.0000						\$ -	\$ (52.1700)	\$ 697.8300
100,000 to 199,999 MCF/Yr					\$ 1,400.0000						\$ -	\$ (97.3840)	\$ 1,302.6160
Over 200,000 MCF/Yr					\$ 1,600.0000						\$ -	\$ (111.2960)	\$ 1,488.7040
1/ Capacity	\$ 0.1226	\$ 0.2242											\$ 0.3468
Price to Compare - PTC	\$ 0.9056		\$ 0.2570	\$ 4.3549			\$ 0.0118			\$ 0.0801			\$ 5.6094
Delivery Charge													
25,000 - 49,999 MCF/Yr					\$ 2.6411	\$ 0.0013					\$ -	\$ (0.1837)	\$ 2.4587
50,000 - 99,999 MCF/Yr					\$ 2.5773	\$ 0.0013					\$ -	\$ (0.1793)	\$ 2.3993
100,000 - 199,999 MCF/Yr					\$ 2.5694	\$ 0.0013					\$ -	\$ (0.1787)	\$ 2.3920
200,000 to 749,999 MCF/Yr					\$ 2.4999	\$ 0.0012					\$ -	\$ (0.1739)	\$ 2.3273
750,000 to 1,999,999 MCF/Yr					\$ 2.1327	\$ 0.0011					\$ -	\$ (0.1484)	\$ 1.9854
Over 2,000,000 MCF/Yr					\$ 1.6445	\$ 0.0008					\$ -	\$ (0.1144)	\$ 1.5309
2/ Total per MCF	\$ 1.0282												\$ 8.4149

1/ The Price-to-Compare format as shown is applicable to a Non-Priority One customer; the Price-to-Compare Charge for a Priority One customer would not include the Capacity Charge
See the Residential - Sales section above as an example of Priority One.

2/ The Total per Mcf displayed for Retail LGS is representative of the 25,000 - 49,999 MCF/Yr delivery charge tier only.

3/ The above rates are for non-transitional customers. For transitional customer rates, refer to the corresponding rate schedule found in the Company's retail tariff.

Tax Repairs Surcredit	Rider Purchased Gas Costs				Base Rate Charges	Rider STAS	Rider MFC	Rider Supplier Choice	Rider USR	Rider GPC	Rider DSIC Charge	Rider TRS	Total Rate (13=SUM 1 to 12)
	Capacity	AVC Capacity	GCA	Commodity									
	(1)	(2)	(3)	(4)									
Residential Sales						0.05%					0.00%	-6.9560%	
Customer Charge					\$ 14.5000			\$ 0.0151			\$ -	\$ (1.0086)	\$ 13.5065
Capacity	\$ 1.0615	\$ 0.6966					\$ 0.0264						\$ 1.7845
Price to Compare - PTC			\$ (0.1238)	\$ 2.9638			\$ 0.0707		\$ 0.0801				\$ 2.9908
Commodity Credit													\$ -
Delivery Charge					\$ 3.9608			\$ 0.3982		\$ -	\$ (0.2755)		\$ 4.0835
State Tax Surcharge						\$ 0.0020							\$ 0.0020
Total per MCF				\$ 2.9638			\$ 0.0971						\$ 8.8608
Small General Service (SGS)													
Customer Charge													
0 to 499 MCF/Yr					\$ 20.0000		\$ 0.0151			\$ -	\$ (1.3912)		\$ 18.6239
500 to 999 MCF/Yr					\$ 40.0000		\$ 0.0151			\$ -	\$ (2.7824)		\$ 37.2327
1/ Capacity	\$ 0.3982	\$ 0.7412											\$ 1.1394
Price to Compare - PTC	\$ 0.6633		\$ (0.1238)	\$ 2.9638			\$ 0.0081		\$ 0.0801				\$ 3.5915
Commodity Credit													\$ -
Delivery Charge					\$ 2.7000					\$ -	\$ (0.1878)		\$ 2.5122
State Tax Surcharge						\$ 0.0014							\$ 0.0014
Total per MCF	\$ 1.0615			\$ 2.9638			\$ 0.0081						\$ 7.2444
Medium General Service (MGS)													
Customer Charge													
1,000 to 2,499 MCF/Yr					\$ 85.0000					\$ -	\$ (5.9126)		\$ 79.0874
2,500 to 24,999 MCF/Yr					\$ 130.0000					\$ -	\$ (9.0428)		\$ 120.9572
1/ Capacity	\$ 0.3982	\$ 0.4168											\$ 0.8150
Price to Compare - PTC	\$ 0.6633		\$ (0.1238)	\$ 2.9638			\$ 0.0081		\$ 0.0801				\$ 3.5915
Commodity Credit													\$ -
Delivery Charge					\$ 2.6914					\$ -	\$ (0.1872)		\$ 2.5042
State Tax Surcharge						\$ 0.0013							\$ 0.0013
Total per MCF	\$ 1.0615			\$ 2.9638			\$ 0.0081						\$ 6.9120
Large General Service (LGS)													
Customer Charge													
25,000 to 49,999 MCF/Yr					\$ 575.0000					\$ -	\$ (39.9970)		\$ 535.0030
50,000 to 99,999 MCF/Yr					\$ 750.0000					\$ -	\$ (52.1700)		\$ 697.8300
100,000 to 199,999 MCF/Yr					\$ 1,400.0000					\$ -	\$ (97.3840)		\$ 1,302.6160
Over 200,000 MCF/Yr					\$ 1,600.0000					\$ -	\$ (111.2960)		\$ 1,488.7040
1/ Capacity	\$ 0.1054	\$ 0.2262											\$ 0.3316
Price to Compare - PTC	\$ 0.9561		\$ (0.1238)	\$ 2.9638			\$ 0.0081		\$ 0.0801				\$ 3.8843
Commodity Credit													\$ -
Delivery Charge													
25,000 - 49,999 MCF/Yr					\$ 2.6411	\$ 0.0013				\$ -	\$ (0.1837)		\$ 2.4587
50,000 - 99,999 MCF/Yr					\$ 2.5773	\$ 0.0013				\$ -	\$ (0.1793)		\$ 2.3993
100,000 - 199,999 MCF/Yr					\$ 2.5694	\$ 0.0013				\$ -	\$ (0.1787)		\$ 2.3920
200,000 to 749,999 MCF/Yr					\$ 2.4999	\$ 0.0012				\$ -	\$ (0.1739)		\$ 2.3273
750,000 to 1,999,999 MCF/Yr					\$ 2.1327	\$ 0.0011				\$ -	\$ (0.1484)		\$ 1.9854
Over 2,000,000 MCF/Yr					\$ 1.6445	\$ 0.0008				\$ -	\$ (0.1144)		\$ 1.5309
2/ Total per MCF	\$ 1.0615			\$ 2.9638			\$ 0.0081						\$ 6.6746

1/ The Price-to-Compare format as shown is applicable to a Non-Priority One customer; the Price-to-Compare Charge for a Priority One customer would not include the Capacity Charge
See the Residential - Sales section above as an example of Priority One.

2/ The Total per Mcf displayed for Retail LGS is representative of the 25,000 - 49,999 MCF/Yr delivery charge tier only.

3/ The above rates are for non-transitional customers. For transitional customer rates, refer to the corresponding rate schedule found in the Company's retail tariff.

Gas Cost, MFC, USR	Rider Purchased Gas Costs				Base Rate Charges	Rider STAS	Rider MFC	Rider Supplier Choice	Rider USR	Rider GPC	Rider DSIC Charge	Rider TCJA	Total Rate (13=SUM 1 to 12)
	Capacity	AVC Capacity	GCA	Commodity									
	(1)	(2)	(3)	(4)									
Residential Sales						0.05%					0.00%	0.0000%	
Customer Charge					\$ 14.5000			\$ 0.0151			\$ -	\$ -	\$ 14.5151
Capacity	\$ 1.0615	\$ 0.6966					\$ 0.0264						\$ 1.7845
Price to Compare - PTC			\$ (0.1238)	\$ 2.9638			\$ 0.0707		\$ 0.0801				\$ 2.9908
Commodity Credit													\$ -
Delivery Charge					\$ 3.9608			\$ 0.3982		\$ -	\$ -		\$ 4.3590
State Tax Surcharge						\$ 0.0020							\$ 0.0020
Total per MCF				\$ 2.9638			\$ 0.0971						\$ 9.1363
Small General Service (SGS)													
Customer Charge													
0 to 499 MCF/Yr					\$ 20.0000		\$ 0.0151			\$ -	\$ -		\$ 20.0151
500 to 999 MCF/Yr					\$ 40.0000		\$ 0.0151			\$ -	\$ -		\$ 40.0151
1/ Capacity	\$ 0.3982	\$ 0.7412											\$ 1.1394
Price to Compare - PTC	\$ 0.6633		\$ (0.1238)	\$ 2.9638			\$ 0.0081		\$ 0.0801				\$ 3.5915
Commodity Credit													\$ -
Delivery Charge					\$ 2.7000					\$ -	\$ -		\$ 2.7000
State Tax Surcharge						\$ 0.0014							\$ 0.0014
Total per MCF	\$ 1.0615			\$ 2.9638			\$ 0.0081						\$ 7.4323
Medium General Service (MGS)													
Customer Charge													
1,000 to 2,499 MCF/Yr					\$ 85.0000					\$ -	\$ -		\$ 85.0000
2,500 to 24,999 MCF/Yr					\$ 130.0000					\$ -	\$ -		\$ 130.0000
1/ Capacity	\$ 0.3982	\$ 0.4168											\$ 0.8150
Price to Compare - PTC	\$ 0.6633		\$ (0.1238)	\$ 2.9638			\$ 0.0081		\$ 0.0801				\$ 3.5915
Commodity Credit													\$ -
Delivery Charge					\$ 2.6914					\$ -	\$ -		\$ 2.6914
State Tax Surcharge						\$ 0.0013							\$ 0.0013
Total per MCF	\$ 1.0615			\$ 2.9638			\$ 0.0081						\$ 7.0992
Large General Service (LGS)													
Customer Charge													
25,000 to 49,999 MCF/Yr					\$ 575.0000					\$ -	\$ -		\$ 575.0000
50,000 to 99,999 MCF/Yr					\$ 750.0000					\$ -	\$ -		\$ 750.0000
100,000 to 199,999 MCF/Yr					\$ 1,400.0000					\$ -	\$ -		\$ 1,400.0000
Over 200,000 MCF/Yr					\$ 1,600.0000					\$ -	\$ -		\$ 1,600.0000
1/ Capacity	\$ 0.1054	\$ 0.2262											\$ 0.3316
Price to Compare - PTC	\$ 0.9561		\$ (0.1238)	\$ 2.9638			\$ 0.0081		\$ 0.0801				\$ 3.8843
Commodity Credit													\$ -
Delivery Charge													
25,000 - 49,999 MCF/Yr					\$ 2.6411	\$ 0.0013				\$ -	\$ -		\$ 2.6424
50,000 - 99,999 MCF/Yr					\$ 2.5773	\$ 0.0013				\$ -	\$ -		\$ 2.5786
100,000 - 199,999 MCF/Yr					\$ 2.5694	\$ 0.0013				\$ -	\$ -		\$ 2.5707
200,000 to 749,999 MCF/Yr					\$ 2.4999	\$ 0.0012				\$ -	\$ -		\$ 2.5011
750,000 to 1,999,999 MCF/Yr					\$ 2.1327	\$ 0.0011				\$ -	\$ -		\$ 2.1338
Over 2,000,000 MCF/Yr					\$ 1.6445	\$ 0.0008				\$ -	\$ -		\$ 1.6453
2/ Total per MCF	\$ 1.0615			\$ 2.9638			\$ 0.0081						\$ 6.8583

1/ The Price-to-Compare format as shown is applicable to a Non-Priority One customer; the Price-to-Compare Charge for a Priority One customer would not include the Capacity Charge
See the Residential - Sales section above as an example of Priority One.

2/ The Total per Mcf displayed for Retail LGS is representative of the 25,000 - 49,999 MCF/Yr delivery charge tier only.

3/ The above rates are for non-transitional customers. For transitional customer rates, refer to the corresponding rate schedule found in the Company's retail tariff.

STAS	Rider Purchased Gas Costs				Base Rate Charges	Rider STAS	Rider MFC	Rider Supplier Choice	Rider USR	Rider GPC	Rider DSIC Charge	Rider TCJA	Total Rate (13=SUM 1 to 12)
	Capacity	AVC Capacity	GCA	Commodity									
	(1)	(2)	(3)	(4)									
Residential Sales						0.05%					-0.06%	0.0000%	
Customer Charge					\$ 14.5000			\$ 0.0151			\$ (0.0087)	\$ -	\$ 14.5064
Capacity	\$ 1.0615	\$ 0.6966					\$ 0.0264						\$ 1.7845
Price to Compare - PTC			\$ (0.1238)	\$ 2.4158			\$ 0.0571		\$ 0.0801				\$ 2.4292
Commodity Credit													\$ -
Delivery Charge					\$ 3.9608				\$ 0.3149		\$ (0.0027)	\$ -	\$ 4.2730
State Tax Surcharge						\$ 0.0020							\$ 0.0020
Total per MCF				\$ 2.4158			\$ 0.0835						\$ 8.4887
Small General Service (SGS)													
Customer Charge													
0 to 499 MCF/Yr					\$ 20.0000		\$ 0.0151				\$ (0.0120)	\$ -	\$ 20.0031
500 to 999 MCF/Yr					\$ 40.0000		\$ 0.0151				\$ (0.0240)	\$ -	\$ 39.9911
1/ Capacity	\$ 0.3982	\$ 0.7412											\$ 1.1394
Price to Compare - PTC	\$ 0.6633		\$ (0.1238)	\$ 2.4158			\$ 0.0070		\$ 0.0801				\$ 3.0424
Commodity Credit													\$ -
Delivery Charge					\$ 2.7000						\$ (0.0017)	\$ -	\$ 2.6983
State Tax Surcharge						\$ 0.0014							\$ 0.0014
Total per MCF	\$ 1.0615			\$ 2.4158			\$ 0.0070						\$ 6.8815
Medium General Service (MGS)													
Customer Charge													
1,000 to 2,499 MCF/Yr					\$ 85.0000						\$ (0.0510)	\$ -	\$ 84.9490
2,500 to 24,999 MCF/Yr					\$ 130.0000						\$ (0.0780)	\$ -	\$ 129.9220
1/ Capacity	\$ 0.3982	\$ 0.4168											\$ 0.8150
Price to Compare - PTC	\$ 0.6633		\$ (0.1238)	\$ 2.4158			\$ 0.0070		\$ 0.0801				\$ 3.0424
Commodity Credit													\$ -
Delivery Charge					\$ 2.6914						\$ (0.0017)	\$ -	\$ 2.6897
State Tax Surcharge						\$ 0.0013							\$ 0.0013
Total per MCF	\$ 1.0615			\$ 2.4158			\$ 0.0070						\$ 6.5485
Large General Service (LGS)													
Customer Charge													
25,000 to 49,999 MCF/Yr					\$ 575.0000						\$ (0.3450)	\$ -	\$ 574.6550
50,000 to 99,999 MCF/Yr					\$ 750.0000						\$ (0.4500)	\$ -	\$ 749.5500
100,000 to 199,999 MCF/Yr					\$ 1,400.0000						\$ (0.8400)	\$ -	\$ 1,399.1600
Over 200,000 MCF/Yr					\$ 1,600.0000						\$ (0.9600)	\$ -	\$ 1,599.0400
1/ Capacity	\$ 0.1054	\$ 0.2262											\$ 0.3316
Price to Compare - PTC	\$ 0.9561		\$ (0.1238)	\$ 2.4158			\$ 0.0070		\$ 0.0801				\$ 3.3352
Commodity Credit													\$ -
Delivery Charge													
25,000 - 49,999 MCF/Yr					\$ 2.6411	\$ 0.0013					\$ (0.0016)	\$ -	\$ 2.6408
50,000 - 99,999 MCF/Yr					\$ 2.5773	\$ 0.0013					\$ (0.0016)	\$ -	\$ 2.5770
100,000 - 199,999 MCF/Yr					\$ 2.5694	\$ 0.0013					\$ (0.0016)	\$ -	\$ 2.5691
200,000 to 749,999 MCF/Yr					\$ 2.4999	\$ 0.0012					\$ (0.0016)	\$ -	\$ 2.4996
750,000 to 1,999,999 MCF/Yr					\$ 2.1327	\$ 0.0011					\$ (0.0013)	\$ -	\$ 2.1324
Over 2,000,000 MCF/Yr					\$ 1.6445	\$ 0.0008					\$ (0.0010)	\$ -	\$ 1.6443
2/ Total per MCF	\$ 1.0615			\$ 2.4158			\$ 0.0070						\$ 6.3076

1/ The Price-to-Compare format as shown is applicable to a Non-Priority One customer; the Price-to-Compare Charge for a Priority One customer would not include the Capacity Charge

See the Residential - Sales section above as an example of Priority One.

2/ The Total per Mcf displayed for Retail LGS is representative of the 25,000 - 49,999 MCF/Yr delivery charge tier only.

3/ The above rates are for non-transitional customers. For transitional customer rates, refer to the corresponding rate schedule found in the Company's retail tariff.

Gas Costs, MFC, USR	Rider Purchased Gas Costs				Base Rate Charges	Rider STAS	Rider MFC	Rider Supplier Choice	Rider USR	Rider GPC	Rider DSIC Charge	Rider TCJA	Total Rate (13=SUM 1 to 12)
	Capacity	AVC Capacity	GCA	Commodity									
	(1)	(2)	(3)	(4)									
Residential Sales						0.10%					-0.06%	0.0000%	
Customer Charge					\$ 14.5000			\$ 0.0151			\$ (0.0087)	\$ -	\$ 14.5064
Capacity	\$ 1.0615	\$ 0.6966					\$ 0.0264						\$ 1.7845
Price to Compare - PTC			\$ (0.1238)	\$ 2.4158			\$ 0.0571		\$ 0.0801				\$ 2.4292
Commodity Credit													\$ -
Delivery Charge					\$ 3.9608				\$ 0.3149		\$ (0.0027)	\$ -	\$ 4.2730
State Tax Surcharge						\$ 0.0040							\$ 0.0040
Total per MCF				\$ 2.4158			\$ 0.0835						\$ 8.4907
Small General Service (SGS)													
Customer Charge													
0 to 499 MCF/Yr					\$ 20.0000			\$ 0.0151			\$ (0.0120)	\$ -	\$ 20.0031
500 to 999 MCF/Yr					\$ 40.0000			\$ 0.0151			\$ (0.0240)	\$ -	\$ 39.9911
1/ Capacity	\$ 0.3982	\$ 0.7412											\$ 1.1394
Price to Compare - PTC	\$ 0.6633		\$ (0.1238)	\$ 2.4158			\$ 0.0070		\$ 0.0801				\$ 3.0424
Commodity Credit													\$ -
Delivery Charge					\$ 2.7000						\$ (0.0017)	\$ -	\$ 2.6983
State Tax Surcharge						\$ 0.0027							\$ 0.0027
Total per MCF	\$ 1.0615			\$ 2.4158			\$ 0.0070						\$ 6.8828
Medium General Service (MGS)													
Customer Charge													
1,000 to 2,499 MCF/Yr					\$ 85.0000						\$ (0.0510)	\$ -	\$ 84.9490
2,500 to 24,999 MCF/Yr					\$ 130.0000						\$ (0.0780)	\$ -	\$ 129.9220
1/ Capacity	\$ 0.3982	\$ 0.4168											\$ 0.8150
Price to Compare - PTC	\$ 0.6633		\$ (0.1238)	\$ 2.4158			\$ 0.0070		\$ 0.0801				\$ 3.0424
Commodity Credit													\$ -
Delivery Charge					\$ 2.6914						\$ (0.0017)	\$ -	\$ 2.6897
State Tax Surcharge						\$ 0.0027							\$ 0.0027
Total per MCF	\$ 1.0615			\$ 2.4158			\$ 0.0070						\$ 6.5498
Large General Service (LGS)													
Customer Charge													
25,000 to 49,999 MCF/Yr					\$ 575.0000						\$ (0.3450)	\$ -	\$ 574.6550
50,000 to 99,999 MCF/Yr					\$ 750.0000						\$ (0.4500)	\$ -	\$ 749.5500
100,000 to 199,999 MCF/Yr					\$ 1,400.0000						\$ (0.8400)	\$ -	\$ 1,399.1600
Over 200,000 MCF/Yr					\$ 1,600.0000						\$ (0.9600)	\$ -	\$ 1,599.0400
1/ Capacity	\$ 0.1054	\$ 0.2262											\$ 0.3316
Price to Compare - PTC	\$ 0.9561		\$ (0.1238)	\$ 2.4158			\$ 0.0070		\$ 0.0801				\$ 3.3352
Commodity Credit													\$ -
Delivery Charge													
25,000 - 49,999 MCF/Yr					\$ 2.6411	\$ 0.0026					\$ (0.0016)	\$ -	\$ 2.6421
50,000 - 99,999 MCF/Yr					\$ 2.5773	\$ 0.0026					\$ (0.0016)	\$ -	\$ 2.5783
100,000 - 199,999 MCF/Yr					\$ 2.5694	\$ 0.0026					\$ (0.0016)	\$ -	\$ 2.5704
200,000 to 749,999 MCF/Yr					\$ 2.4999	\$ 0.0025					\$ (0.0016)	\$ -	\$ 2.5008
750,000 to 1,999,999 MCF/Yr					\$ 2.1327	\$ 0.0021					\$ (0.0013)	\$ -	\$ 2.1335
Over 2,000,000 MCF/Yr					\$ 1.6445	\$ 0.0016					\$ (0.0010)	\$ -	\$ 1.6451
2/ Total per MCF	\$ 1.0615			\$ 2.4158			\$ 0.0070						\$ 6.3089

1/ The Price-to-Compare format as shown is applicable to a Non-Priority One customer; the Price-to-Compare Charge for a Priority One customer would not include the Capacity Charge.

See the Residential - Sales section above as an example of Priority One.

2/ The Total per Mcf displayed for Retail LGS is representative of the 25,000 - 49,999 MCF/Yr delivery charge tier only.

3/ The above rates are for non-transitional customers. For transitional customer rates, refer to the corresponding rate schedule found in the Company's retail tariff.

Gas Costs, MFC, USR	Rider Purchased Gas Costs				Base Rate Charges	Rider STAS	Rider MFC	Rider Supplier Choice	Rider USR	Rider GPC	Rider DSIC Charge	Rider TCJA	Total Rate
	Capacity	AVC Capacity	GCA	Commodity									
	(1)	(2)	(3)	(4)									(13=SUM 1 to 12)
Residential Sales						0.10%					-0.13%	0.0000%	
Customer Charge					\$ 14.5000			\$ 0.0151			\$ (0.0189)	\$ -	\$ 14.4963
Capacity	\$ 1.0615	\$ 0.6727					\$ 0.0264						\$ 1.7606
Price to Compare - PTC			\$ (0.1238)	\$ 1.8812			\$ 0.0437		\$ 0.0801				\$ 1.8812
Commodity Credit													\$ -
Delivery Charge					\$ 3.9608				\$ 0.2120		\$ (0.0056)	\$ -	\$ 4.1672
State Tax Surcharge						\$ 0.0040							\$ 0.0040
Total per MCF				\$ 1.8812			\$ 0.0701						\$ 7.8130
Small General Service (SGS)													
Customer Charge													
0 to 499 MCF/Yr					\$ 20.0000			\$ 0.0151			\$ (0.0260)	\$ -	\$ 19.9891
500 to 999 MCF/Yr					\$ 40.0000			\$ 0.0151			\$ (0.0520)	\$ -	\$ 39.9631
1/ Capacity	\$ 0.3982	\$ 0.7172											\$ 1.1154
Price to Compare - PTC	\$ 0.6633		\$ (0.1238)	\$ 1.8812			\$ 0.0059		\$ 0.0801				\$ 2.5067
Commodity Credit													\$ -
Delivery Charge					\$ 2.7000						\$ (0.0036)	\$ -	\$ 2.6964
State Tax Surcharge						\$ 0.0027							\$ 0.0027
Total per MCF	\$ 1.0615			\$ 1.8812			\$ 0.0059						\$ 6.3212
Medium General Service (MGS)													
Customer Charge													
1,000 to 2,499 MCF/Yr					\$ 85.0000						\$ (0.1105)	\$ -	\$ 84.8895
2,500 to 24,999 MCF/Yr					\$ 130.0000						\$ (0.1690)	\$ -	\$ 129.8310
1/ Capacity	\$ 0.3982	\$ 0.4022											\$ 0.8004
Price to Compare - PTC	\$ 0.6633		\$ (0.1238)	\$ 1.8812			\$ 0.0059		\$ 0.0801				\$ 2.5067
Commodity Credit													\$ -
Delivery Charge					\$ 2.6914						\$ (0.0036)	\$ -	\$ 2.6878
State Tax Surcharge						\$ 0.0027							\$ 0.0027
Total per MCF	\$ 1.0615			\$ 1.8812			\$ 0.0059						\$ 5.9976
Large General Service (LGS)													
Customer Charge													
25,000 to 49,999 MCF/Yr					\$ 575.0000						\$ (0.7475)	\$ -	\$ 574.2525
50,000 to 99,999 MCF/Yr					\$ 750.0000						\$ (0.9750)	\$ -	\$ 749.0250
100,000 to 199,999 MCF/Yr					\$ 1,400.0000						\$ (1.8200)	\$ -	\$ 1,398.1800
Over 200,000 MCF/Yr					\$ 1,600.0000						\$ (2.0800)	\$ -	\$ 1,597.9200
1/ Capacity	\$ 0.1054	\$ 0.2156											\$ 0.3210
Price to Compare - PTC	\$ 0.9561		\$ (0.1238)	\$ 1.8812			\$ 0.0059		\$ 0.0801				\$ 2.7995
Commodity Credit													\$ -
Delivery Charge													
25,000 - 49,999 MCF/Yr					\$ 2.6411	\$ 0.0026					\$ (0.0035)	\$ -	\$ 2.6402
50,000 - 99,999 MCF/Yr					\$ 2.5773	\$ 0.0026					\$ (0.0035)	\$ -	\$ 2.5764
100,000 - 199,999 MCF/Yr					\$ 2.5694	\$ 0.0026					\$ (0.0035)	\$ -	\$ 2.5685
200,000 to 749,999 MCF/Yr					\$ 2.4999	\$ 0.0025					\$ (0.0034)	\$ -	\$ 2.4990
750,000 to 1,999,999 MCF/Yr					\$ 2.1327	\$ 0.0021					\$ (0.0029)	\$ -	\$ 2.1319
Over 2,000,000 MCF/Yr					\$ 1.6445	\$ 0.0016					\$ (0.0022)	\$ -	\$ 1.6439
2/ Total per MCF	\$ 1.0615			\$ 1.8812			\$ 0.0059						\$ 5.7607

1/ The Price-to-Compare format as shown is applicable to a Non-Priority One customer; the Price-to-Compare Charge for a Priority One customer would not include the Capacity Charge. See the Residential - Sales section above as an example of Priority One.

2/ The Total per MCF displayed for Retail LGS is representative of the 25,000 - 49,999 MCF/Yr delivery charge tier only.

3/ The above rates are for non-transitional customers. For transitional customer rates, refer to the corresponding rate schedule found in the Company's retail tariff.

EXHIBIT C

PEOPLES NATURAL GAS COMPANY LLC

RATES AND RULES GOVERNING THE FURNISHING OF NATURAL GAS SERVICE TO RETAIL GAS CUSTOMERS

April 1, 2022 Quarterly 1307(f), Rider MFC and
Rider USR Filing

ISSUED: March 31, 2022

EFFECTIVE: April 1, 2022

**BY: Michael Huwar
President
375 North Shore Drive
Pittsburgh, PA 15212**

NOTICE

This tariff makes changes to existing rates.
(See page 2)

TABLE OF CONTENTS

List of Changes Made by	2-2B
Summary of Rates	3-4
Table of Contents	5
Definition of Terms.....	6-7
Classification of Customers	8-9
Rates Available Under This Tariff.....	10
Description of Territory	11-16A
Rules and Regulations	17-35
Rate RS	36
Rate CAP.....	37-39
Rate E-CAP	39A
Rate SGS.....	40-41
Rate MGS	42-43
Rate LGS	44-45
Rate GS-T	46-52
Rate GS-SB	53-54
INTENTIONALLY LEFT BLANK.....	55
Rate NGPV	56
Rate Appalachian Gathering Service	57
Rate GL.....	58
INTENTIONALLY LEFT BLANK.....	59
Rate CER	60
Rider STAS	61
Rider Purchased Gas Cost and Rider AVC Capacity Charge	62-63B
Rider Transition Cost Mechanism	64-65
Rider Supplier Choice	66
Rider Merchant Function Charge	67
Rider Universal Service	68
Rider Gas Procurement Charge	69
Rider Tax Repairs Surcredit	70 (C)
INTENTIONALLY LEFT BLANK.....	71-73
Rider DSIC.....	74-76
Pilot Rider MLX.....	77
Rider TCJA – TCJA Surcharge	78

DEFINITIONS OF TERMS

Applicant - Any person, corporation or other entity that (i) desires to receive from the Company natural gas or any other service provided for in this Tariff, (ii) complies completely with all Company requirements for obtaining natural gas or any other service provided for in this Tariff, (iii) has filed and is awaiting Company approval of its application for service, and (iv) is not receiving from the Company any service provided for in this Tariff. An Applicant shall become a customer for purposes of this Tariff only after it actually starts receiving the applicable service(s) from the Company under this Tariff. Applicants for residential service shall be further defined as a natural person not currently receiving service who applies for residential service provided by a public utility or any adult occupant whose name appears on the mortgage, deed or lease of the property for which the residential utility service is requested.

Capacity Charge – A charge designed to recover the costs that the Company incurs to reserve capacity on interstate pipelines.

Chapter 56 – The Commission regulations that govern, among other things, metering, billing and collections for residential gas and electricity service.

City Gate – The point where interstate pipelines deliver gas into natural gas distribution company facilities.

Commission – The Pennsylvania Public Utility Commission or any lawful successor thereto that provides oversight, policy, guidance and direction to public utilities and NGSS.

Commodity Charge – A charge designed to recover the cost of producing or procuring natural gas.

Commodity Service – Service provided by the Company or a natural gas supplier which involves the purchase of gas commodity by the customer.

Company – The entity doing business as Peoples Natural Gas Company LLC.

Customer – Any person, partnership, association, corporation, or other entity (i) in whose name a service account is listed, (ii) who occupies or is the customer for any premises, building, structure, etc, (iii) is primarily responsible for payment of bills, or (iv) any adult occupant whose name appears on the mortgage, deed or lease of the property. A customer includes anyone taking Supplier of Last Resort Service and/or Distribution Service under this Tariff

Customer Charge – A monthly charge to cover such natural gas distribution company costs as maintaining the gas lines, meter reading and billing.

Daily Available Volume – The total volume of gas actually delivered to the Company for the customer's account on a particular day, less an appropriate retainage percentage plus any adjustments associated with the reconciliation of monthly volumes as set forth in Rate GS-T and Rate T.

Daily Consumption Volume – The quantity of gas estimated by the Company to be consumed by the customer on any day.

Day – A 24-hour period beginning at 10 a.m. and ending at 10 a.m. or as subsequently defined by natural gas industry standards promulgated by FERC.

Delivery Charge – A charge designed to recover the costs the Company incurs in using its distribution system or local pipelines to deliver natural gas to a customer.

Distribution Charges – Various natural gas distribution charges that may include the Delivery Charge, Capacity Charge and Gas Cost Adjustment Charge.

Distribution Service – Service provided by the Company involving the delivery of gas to the customer.

Gas Cost Adjustment Charge – The amount billed or credited each month to account for differences between projected and actual gas supply costs of the Company.

Mcf – 1,000 cubic feet of gas. This is a measure of gas usage.

DEFINITIONS OF TERMS

Natural Gas Distribution Company - A public utility that provides natural gas distribution services and which may provide natural gas supply services and other services.

Natural Gas Supplier (NGS) – An entity that has received a license from the Commission and that sells natural gas to customers that is delivered through the distribution lines of the Company.

Small Business Customer – Any commercial or industrial customer with annual consumption of less than 300 Mcf.

Storage – Placing natural gas into an underground facility for removal and use at a later date.

Supplier of Last Resort – The Company or another entity that provides natural gas supply services to customers that do not elect another supplier or choose to be served by the supplier of last resort, customers that are refused service from another natural gas supplier, or customers whose natural gas supplier fails to deliver the required gas supplies. Currently, the Company is the supplier of last resort for all Priority-One customers under the terms of this tariff. Each customer may only have one supplier of last resort.

Supplier of Last Resort Service – Service that includes both Distribution Service and Commodity Service provided by the Company in its role as Supplier of Last Resort.

(C) – Indicates change.

(D) – Indicates decrease.

(I) – Indicates increase.

RATE RS
RESIDENTIAL SERVICE**AVAILABILITY**

This rate is available to residential customers (other than those that the Company determines shall acquire service under Rate GS-SB) located throughout the territory described in the "Description of Territory" in this tariff and shall be applied to consumption for each month determined in accordance with Rule 10.

This rate will be used for provision of supplier of last resort service to residential customers.

RATE TABLE

Customer Charge per meter per month	\$14.50
Delivery Charge per Mcf	\$3.9608

The currently effective gas cost charges under Rider Purchased Gas Cost and all charges under other applicable tariff riders are set forth on the Summary of Rates located on Page No. 3 of this tariff.

MINIMUM MONTHLY BILL

The minimum monthly bill per meter shall be the customer charge per customer per month. In the event of an emergency curtailment in the delivery of gas by the Company to a customer pursuant to Rule 17, or complete or partial suspension of operation by the customer due to fire, flood, explosion, or other similar acts of God, the minimum monthly bill may be reduced in direct proportion to the ratio of the number of days of curtailed service or complete or substantial suspension of operation to the number of days in the billing period.

SURCHARGES

All applicable riders to this tariff.

LATE-PAYMENT CHARGE

The Company will assess a late payment charge of 1.50 percent per month when the Company receives the customer's full payment more than five days after the bill's due date. This charge is to be calculated on the overdue portion of the bill, excluding any unpaid late-payment charges.

RULES AND REGULATIONS

The Company's Rules and Regulations in effect from time to time, where not inconsistent with any specific provision hereof, are a part of this rate schedule.

WAIVER

The Company reserves the right to waive the customer charge per meter for additional meters. An example of when such waiver may occur is when the Company determines that such meters have been installed principally and primarily for the Company's convenience and not due to the customer's load characteristics.