

-----  
 Tirochan S. Walia  
           v.  
 The Pittsburgh Water  
 and Sewer Authority

Docket No.:  
 F-2022-3032572

Initial Call-In  
 Telephonic  
 -----

Pages 1 - 64

Judge's Chambers  
 Piatt Place  
 301 5th Avenue  
 Pittsburgh, PA

Wednesday, September 14, 2022  
 Commencing at 10:02 a.m.

INDEX TO EXHIBITS

Docket No. F-2022-3032572

Hearing Date: September 14, 2022

<u>NUMBER</u>	<u>FOR IDENTIFICATION</u>	<u>IN EVIDENCE</u>
Respondent's Exhibit 1	34	48
Formal Complaint		
Respondent's Exhibit 2	34	48
Answer to Formal		
Complaint		
Respondent's Exhibit 3	34	48
Excerpt of Tariff		
Respondent's Exhibit 4	35	48
11/18/21 Bill and Usage		
Data		

-----  
 Tirochan S. Walia  
 v.  
 The Pittsburgh Water  
 and Sewer Authority

Docket No.:  
 F-2022-3032572

Initial Call-In  
 Telephonic  
 -----

Pages 1 - 64

Judge's Chambers  
 Piatt Place  
 301 5th Avenue  
 Pittsburgh, PA

Wednesday, September 14, 2022  
 Commencing at 10:02 a.m.

INDEX TO EXHIBITS (con't)

Docket No. F-2022-3032572

Hearing Date: September 14, 2022

<u>NUMBER</u>	<u>FOR IDENTIFICATION</u>	<u>IN EVIDENCE</u>
Respondent's Exhibit 5	35	48
2/17/22 Bill and Usage Data		
Respondent's Exhibit 6	35	48
Meter Reading		
Respondent's Exhibit 7	35	48
Account History		
Respondent's Exhibit 8	36	48
Meter Reading with Calculated Usage		



Eckert Seamans Cherin & Mellott, LLC  
U.S. Steel Tower  
600 Grant Street, 44<sup>th</sup> Floor  
Pittsburgh, PA 15219

TEL: 412 566 6000  
FAX: 412 566 6099

Sarah C. Stoner  
717.554.9393  
sstoner@eckertseamans.com

September 6, 2022

**Via Email**

Hon. Conrad A. Johnson  
c/o Nick Miskanic and Daniela Alban  
Office of Administrative Law Judge  
Pennsylvania Public Utility Commission  
Piatt Place  
301 5<sup>th</sup> Avenue, Suite 220  
Pittsburgh, PA 15222  
[nmiskanic@pa.gov](mailto:nmiskanic@pa.gov)  
[dalban@pa.gov](mailto:dalban@pa.gov)

RE: Tirlochan S. Walia v. The Pittsburgh Water and Sewer Authority;  
Docket No. F-2022-3032572

---

Dear Judge Johnson:

Enclosed please find the Exhibits which The Pittsburgh Water and Sewer Authority (“PWSA” or “Authority”) may present into evidence during the telephonic hearing scheduled for Wednesday, September 14, 2022, in the above-referenced proceeding.

<b>PWSA Hearing Exhibits:</b>	
Exhibit 1	Formal Complaint of Tirlochan Walia
Exhibit 2	PWSA Answer to Formal Complaint
Exhibit 3	Excerpt of PWSA’s Water Tariff
Exhibit 4	November 18, 2021 Bill and Usage Data
Exhibit 5	February 17, 2022 Bill and Usage Data
Exhibit 6	Meter Readings – 110 Denniston Street, Unit #232
Exhibit 7	Account History - 110 Denniston Street, Unit #232

Please contact me with any questions or concerns. Thank you.

Sincerely,  
*/s/ Sarah C. Stoner*  
Sarah C. Stoner

Enclosures  
cc: Certificate of Service (with Enclosures)

**CERTIFICATE OF SERVICE**

I hereby certify that this day I served a copy of the foregoing **Proposed Hearing Exhibits** upon the persons listed below in the manner indicated in accordance with the requirements of 52 Pa. Code Section 1.54.

**Via FedEx**

Tirlochan S. Walia  
100 Denniston Street, Unit #232  
Pittsburgh, PA 15206

Date: September 6, 2022

*/s/ Sarah C. Stoner*

---

Sarah C. Stoner, Esquire  
Attorney for  
The Pittsburgh Water and Sewer Authority

**PWSA Exhibit 1**  
**Formal Complaint of Tirlochan Walia**

TIMELY

BCS CASE: 3823111  
PITTSBURGH WATER & SEWER AUTHORITY  
Must be returned by MAY 20, 2022

**PENNSYLVANIA PUBLIC UTILITY COMMISSION**  
//  
**Formal Complaint**

*Filing this form begins a legal proceeding and you will be a party to the case.  
If you do not wish to be a party to the case, consider filing an informal complaint.*

To complete this form, please type or print legibly in ink.

**1. Customer (Complainant) Information**

Provide your name, mailing address, county, telephone number(s), e-mail address and utility account number. (Failure to provide this information can cause your complaint to be rejected or delayed). It is your responsibility to update the Commission with any changes to your address and to where you want documents mailed to you.

Name Tirlochan S. Walia

Street/P.O. Box 100 Denniston Street Apt # 232

City PITTSBURGH State PA Zip 15206

County ALLEGHENY

Telephone Number(s) (REQUIRED) Where We Can Contact You During the Day:

( 412 ) 362-2373 (home) ( 412 ) 362-2373 (mobile)

E-mail Address (REQUIRED): None (I am almost 83 years old)

Utility Account Number (from your bill) 5011728-1160584

**If your complaint involves utility service provided to a different address or in a different name than your mailing address, please list this information below.**

Name \_\_\_\_\_ DATE OF DEPOSIT \_\_\_\_\_

Street/P.O. Box \_\_\_\_\_

City \_\_\_\_\_ State \_\_\_\_\_ Zip \_\_\_\_\_

PA PUBLIC UTILITY COMMISSION  
SECRETARY'S BUREAU

**2. Name of Utility or Company (Respondent)**

Provide the full name of the utility or company about which you are complaining. The name of your utility or company is on your bill.

Pittsburgh Water & Sewer Authority (PWSA)

3. Type of Utility Service

Check the box listing the type of utility service that is the subject of your complaint (check only one):

- |   |   |
|---|---|
| <input type="checkbox"/> ELECTRIC         | <input type="checkbox"/> STORM WATER  |
| <input type="checkbox"/> GAS              | <input checked="" type="checkbox"/> WASTEWATER/SEWER                          |
| <input checked="" type="checkbox"/> WATER | <input type="checkbox"/> TELEPHONE/TELECOMMUNICATIONS (local, long distance)  |
| <input type="checkbox"/> STEAM HEAT       | <input type="checkbox"/> MOTOR CARRIER (e.g. taxi, moving company, limousine) |

4. Reason for Complaint

What kind of problem are you having with the utility or company? Check all boxes below that apply and state the reason for your complaint. Explain specifically what you believe the utility or company has done wrong. Provide relevant details including dates, times and places and any other information that may be important. If the complaint is about billing, tell us the amount you believe is not correct. Use additional paper if you need more space. Your complaint may be dismissed without a hearing if you do not provide specific information.

- The utility is threatening to shut off my service or has already shut off my service.
- I would like a payment agreement.
- Incorrect charges are on my bill. Provide dates that are important and an explanation about any amounts or charges that you believe are not correct. Attach a copy of the bill(s) in question if you have it/them.
- I am having a reliability, safety or quality problem with my utility service. Explain the problem, including dates, times or places and any other relevant details that may be important.
- Other (explain). Inequity of following two provisions: (1) Billing in blocks of 1,000 gallons; (2) billing priod can vary from 26-35 days.  
QUESTION: Taking these two provisions in tandem, what is to stop PWSA from waiting till the usage spills over to next 1,000 gallon block.  
PLEASE SEE EXHIBIT-1

**Note: If your complaint is only about removing or modifying a municipal lien filed by the City of Philadelphia, the Public Utility Commission (PUC) cannot address it. Only local courts in Philadelphia County can address this type of complaint. The PUC can address a complaint about service or incorrect billing even if that amount is subject to a lien.**

**In addition, the PUC generally does not handle complaints about cell phone or Internet service, but may be able to resolve a dispute regarding voice communications over the Internet (including the inability to make voice 911/E911 emergency calls) or concerns about high-speed access to Internet service.**

**5. Requested Relief**

**How do you want your complaint to be resolved? Explain what you want the PUC to order the utility or company to do. Use additional paper if you need more space.**

Bill by gallons, and maintain a constant calendar date billing period.

If for some reasons, not apparent, it is not feasible; then atleast standard concept of rounding off should be used, whereby up to 1,499 gallons will be billed as one thousand gallons, anything between 1,500-2,499 gallons will be billed as two thousand gallons, and so on.

**Note: The PUC can decide that a customer was not billed correctly and can order billing refunds. The PUC can also fine a utility or company for not following rules and can order a utility or company to correct a problem with your service. Under state law, the PUC cannot decide whether a utility or company should pay customers for loss or damages. Damage claims may be sought in an appropriate civil court.**

**6. Protection From Abuse (PFA)/ Domestic Violence**

Has a court granted you a "Protection From Abuse" order or any other order which provides clear evidence of domestic violence against you that is currently in effect for your personal safety or welfare? The PUC needs this information to properly process your complaint so that your identity is not made public.

Note: You must answer this question if your complaint is against a natural gas distribution utility, an electric distribution utility or a water distribution utility AND your complaint is about a problem involving billing, a request to receive service, a security deposit request, termination of service or a request for a payment agreement.

Has a court granted a "Protection From Abuse" order or any other order for your personal safety or welfare?

- YES        
NO

If your answer to the above question is "yes," attach a copy of the current Protection From Abuse order to this Formal Complaint form.

**7. Prior Utility Contact**

a. Is this an appeal from a decision of the PUC's Bureau of Consumer Services (BCS)?

- YES        
NO

Note: If you answered yes, move to Section 8. No further contact with the utility or company is required. If you answered no, answer the question in Section 7 b. and answer the question in Section 7 c. if relevant.

b. If this is not an appeal from a BCS decision, have you spoken to a utility or company representative about this complaint?

- YES        
NO

Note: You must contact the utility first if (1) you are a residential customer, (2) your complaint is against a natural gas distribution utility, an electric distribution utility or a water utility AND (3) your complaint is about a billing problem, a service problem, a termination of service problem, or a request for a payment agreement.

- c. If you tried to speak to a utility company representative about your complaint but were not able to do so, please explain why.

Issue is of equity and not legality. I am asking for a redress of the inequity resulting from the two provisions mentioned in section (4)

**Note: Even if you are not required to contact the utility or company, you should always try to speak to a utility or company representative about your problem before you file a Formal Complaint with the PUC.**

**8. Legal Representation**

If you are filing a Formal Complaint as an individual on your own behalf, you are not required to have a lawyer. You may represent yourself at the hearing.

If you are already represented by a lawyer in this matter, provide your lawyer's name, address, telephone number, and e-mail address, (all required contact information). Please make sure your lawyer is aware of your complaint. If represented by a lawyer, both you and your lawyer must be present at your hearing.

Lawyer's Name \_\_\_\_\_

Street/P.O. Box \_\_\_\_\_

City \_\_\_\_\_ State \_\_\_\_\_ Zip \_\_\_\_\_

Area Code/Phone Number \_\_\_\_\_

E-mail Address \_\_\_\_\_

**Note: Corporations, associations, partnerships, limited liability companies and political subdivisions are required to have a lawyer represent them at a hearing and to file any motions, answers, briefs or other legal pleadings.**

9. **Verification and Signature**

**You must sign your complaint.** Individuals filing a Formal Complaint **must** print or type their name on the line provided in the verification paragraph below and **must** sign and date this form in **ink**. If you do not sign the Formal Complaint, the PUC **will not accept it**.

**Verification:**

I Tirlochan S. Walia, hereby state that the facts above set forth are true and correct (or are true and correct to the best of my knowledge, information and belief) and that I expect to be able to prove the same at a hearing held in this matter. I understand that the statements herein are made subject to the penalties of 18 Pa. C.S. § 4904 (relating to unsworn falsification to authorities).

T. S. Walia 5/9/22  
(Signature of Complainant) (Date)

\_\_\_\_\_  
Title of authorized employee or officer (only applicable to corporations, associations, partnerships, limited liability companies or political subdivisions)

**Note:** If the Complainant is a corporation, association, partnership, limited liability company or political subdivision, the verification **must** be signed by an authorized officer or authorized employee. If the Formal Complaint is **not signed** by one of these individuals, the PUC **will not accept it**.

10. **How to File Your Formal Complaint**

**Electronically.** You must create an account on the PUC's eFiling system, which may be accessed at <http://www.puc.pa.gov/efiling/default.aspx>.

**Mail.** Mail the completed form with your original signature and any attachments, by certified mail, priority mail, or overnight delivery to this address and retain the tracking information as proof of submission:

Secretary  
Pennsylvania Public Utility Commission  
400 North Street  
Harrisburg, Pennsylvania 17120

**If you are appealing a BCS decision:** follow the directions in the cover letter you received from the Secretary's Bureau with the formal complaint form. **ONLY** Formal complaints appealing a BCS decision can be filed by fax, email or overnight delivery to meet filing deadlines. **All other formal complaints MUST be efiled or mailed.**

If you have any questions about filling out this form, please contact the Secretary's Bureau at 717-772-7777.

Keep a copy of your Formal Complaint for your records.

Subject: Billing practices of Pittsburgh Water and Sewer Authority (PWSA)

At issue are the following two provisions:

- (1) PWSA bills in blocks of thousands of gallons;
- (2) billing period can vary from 26 to 35 days.

Question: What is to stop PWSA from waiting till the usage tips over into next thousand gallon block.

My electric company bills in 1/1000th KWH; with all the computing power why is PWSA not able to bill in gallons, specially since meter reading is in gallons. And, if for some reason, not apparent, PWSA is limited to bill in thousand gallon blocks - why the standard concept of rounding off not applicable; whereby up to 1,499 gallons will be billed as one thousand gallons, anything between 1,500-2,499 gallons will be billed as two thousand gallons, and so on.

Since daily consumption is **logged** and not lost (Exhibit-2) why a varying (26-35) days billing period is necessary. The logged readings can be used to maintain a constant calendar date billing period, and PWSA can still spread the work load as much as necessary. To boot, I suspect the coding for constant calendar date will be much simpler.

(2) In spite of my repeated attempts I was unable to get actual (not billed) water usage for the last 12 months, so the following analysis of my water bill is very limited:

- (i) From May, 1995 to June, 2016 my monthly bills are for 1,000 gallons - a long stretch;
- (ii) Investigator(BCS) rightly points out some billings for 2,000 gallons;
- (iii) Investigator failed to note that at some point Meter was replaced at my request;
- (iv) I was not aware of meter being replaced on 9/24/2021
- (v) From Dec, 2020 to Oct, 2021 my bills are for 1,000 gallons;
- (vi) Feb, 2022 bill was for 2,000 gallons and covered 32 days, I was tod on phone that actual usage was 1,050 gallons - that means for 50 gallons I was billed for additional 1,000 gallons. Actually, had the bill been on a constant calendar date (31 days) my usage would have been under 1,000 gallons.
- (v) March, 2022 bill was promptly terminated at 28 days, and April, 2022 bill was extended to 34 days;
- (vi) I do not have actual usage for Nov, 2021 bill.

As I indicated, I am unsuccessful in obtaining actual monthly usage, hence the limited analysis. (Actually on my last call 3/29/22 operator (a he) refused to let me speak to supervisor named Ruth with whom I had spoken about this data earlier.


I implore you to address the inequity of the above said two provisions.

## Data export

DATE RANGE 12/01/2021 to 03/23/2022 - DEVICE 0021134648 - ACCOUNT 50117281160584 - RADIO 97953500 -  
 PROCESSED DATE/TIME Mar 23, 2022 10:22:25 AM - UPLOADED DATE/TIME Mar 23, 2022 6:00:12 AM -  
 CUSTOMER TIRLOCHAN WALIA - LOCATION 100 Denniston St #232 Pittsburgh PA 15206

Metric	Time	Read	Quality	Bin	Flags	Source	Type
US Gallons (us gal)	02/25/22 00:00:00	5292.2				PWSA-IntervalReport.20220225060003.csv;18037	Reads
US Gallons (us gal)	02/24/22 21:00:00	5288.2				PWSA-IntervalReport.20220224220003.csv;17561	Reads
US Gallons (us gal)	02/24/22 13:00:00	5274.7				PWSA-IntervalReport.20220224140003.csv;17651	Reads
US Gallons (us gal)	02/24/22 05:00:00	5270.1				PWSA-IntervalReport.20220224060003.csv;18301	Reads
US Gallons (us gal)	02/24/22 00:00:00	5270.1				PWSA-IntervalReport.20220224060003.csv;18301	Reads
US Gallons (us gal)	02/23/22 21:00:00	5269.4				PWSA-IntervalReport.20220223220003.csv;17696	Reads
US Gallons (us gal)	02/23/22 13:00:00	5263.9				PWSA-IntervalReport.20220223140003.csv;17757	Reads
US Gallons (us gal)	02/23/22 05:00:00	5250.8				PWSA-IntervalReport.20220223060004.csv;18318	Reads
US Gallons (us gal)	02/23/22 00:00:00	5250.8				PWSA-IntervalReport.20220223060004.csv;18318	Reads
US Gallons (us gal)	02/22/22 13:00:00	5233.9				PWSA-IntervalReport.20220222140004.csv;18212	Reads
US Gallons (us gal)	02/22/22 05:00:00	5228.1				PWSA-IntervalReport.20220222060004.csv;17633	Reads
US Gallons (us gal)	02/22/22 00:00:00	5228.1				PWSA-IntervalReport.20220222060004.csv;17633	Reads
US Gallons (us gal)	02/21/22 21:00:00	5227.3				PWSA-IntervalReport.20220221220004.csv;17609	Reads
US Gallons (us gal)	02/21/22 13:00:00	5214.3				PWSA-IntervalReport.20220221140004.csv;18338	Reads
US Gallons (us gal)	02/21/22 05:00:00	5208.8				PWSA-IntervalReport.20220221060003.csv;18278	Reads
US Gallons (us gal)	02/21/22 00:00:00	5208.8				PWSA-IntervalReport.20220221060003.csv;18278	Reads
US Gallons (us gal)	02/20/22 17:00:00	5158.5				PWSA-IntervalReport.20220220180004.csv;18592	Reads
US Gallons (us gal)	02/20/22 09:00:00	5141.9				PWSA-IntervalReport.20220220100005.csv;18087	Reads
US Gallons (us gal)	02/20/22 01:00:00	5141.3				PWSA-IntervalReport.20220220020004.csv;16949	Reads
US Gallons (us gal)	02/20/22 00:00:00	5141.3				PWSA-IntervalReport.20220220020004.csv;16949	Reads
US Gallons (us gal)	02/19/22 17:00:00	5135.8				PWSA-IntervalReport.20220219180005.csv;17608	Reads
US Gallons (us gal)	02/19/22 09:00:00	5117.2				PWSA-IntervalReport.20220219100003.csv;17886	Reads
US Gallons (us gal)	02/19/22 01:00:00	5116.5				PWSA-IntervalReport.20220219020004.csv;17327	Reads
US Gallons (us gal)	02/19/22 00:00:00	5116.5				PWSA-IntervalReport.20220219020004.csv;17327	Reads


T. S. Walia  
100 Denniston #232  
SHADYSIDE; PA 15206



7019 2970 0001 4411 4930



1000



17120

U.S. POSTAGE PAID  
FCM LETTER  
PITTSBURGH, PA  
15206  
MAY 09, 22  
AMOUNT

**\$4.33**

R2305K131984-13

RECEIVED

MAY 11 2022

Secretary,  
Pennsylvania Public Utility Commission  
400 North Street  
HARRISBURG; PA 17120

PA PUBLIC UTILITY COMMISSION  
SECRETARY'S BUREAU

17120-007999



**PWSA Exhibit 2**  
**PWSA Answer to Formal Complaint**



Eckert Seamans Cherin & Mellott, LLC  
213 Market St., 8<sup>th</sup> Floor  
Harrisburg, PA 17101

TEL: 717 237 6000  
FAX: 717 237 6019

June 10, 2022

Karen O. Moury  
717.237.6036  
kmoury@eckertseamans.com

**Via Electronic Filing**

Rosemary Chiavetta, Secretary  
Pa. Public Utility Commission  
400 North Street  
Harrisburg, PA 17120

RE: Tirlochan S. Walia v. The Pittsburgh Water and Sewer Authority  
Docket No. F-2022-3032572

Dear Secretary Chiavetta:

Enclosed for electronic filing please find The Pittsburgh Water and Sewer Authority's Answer with regard to the above-referenced matter. Copies to be served in accordance with the attached Certificate of Service.

Sincerely,

*/s/ Karen O. Moury*

Karen O. Moury

Enclosure

cc: Certificate of Service (with Enclosures)

**CERTIFICATE OF SERVICE**

I hereby certify that this day I served a copy of the foregoing Answer upon the persons listed below in the manner indicated in accordance with the requirements of 52 Pa. Code Section 1.54.

**Via First Class Mail**

Tirlochan S. Walia  
100 Denniston Street, Apt. # 232  
Pittsburgh, PA 15206  
(no email address)

**Via Email Only**

Hon. Charles E. Rainey, Jr.  
Chief Administrative Law Judge  
Pa. Public Utility Commission  
400 North Street  
Harrisburg, PA 17120  
bobbwillia@pa.gov

Date: June 10, 2022

*/s/ Karen O. Moury*

---

Karen O. Moury, Esquire  
Counsel for  
The Pittsburgh Water and Sewer Authority

**BEFORE THE  
PENNSYLVANIA PUBLIC UTILITY COMMISSION**

Tirlochan Walia,	:	
Complainants,	:	
	:	
v.	:	Docket No. F-2022-3032572
	:	
The Pittsburgh Water and Sewer Authority,	:	
Respondent.	:	

---

**THE PITTSBURGH WATER AND SEWER AUTHORITY’S  
ANSWER AND NEW MATTER TO FORMAL COMPLAINT**

---

Pursuant to the regulations of the Pennsylvania Public Utility Commission (“Commission” or “PUC”) at 52 Pa. Code § 5.61, The Pittsburgh Water and Sewer Authority (“PWSA”) submits this Answer to the Formal Complaint of Tirlochan Walia (“Mr. Walia” or “Complainant”) served on May 23, 2022. In support of this Answer, PWSA avers as follows:

**INTRODUCTION**

The Complainant is claiming that PWSA’s practice of billing in blocks of 1,000 gallons, while at the same time varying the billing period from 26 to 35 days, is inequitable. By way of requested relief, the Complainant asks that the PUC direct PWSA to bill by the actual amount of gallons and maintain a constant billing period. If that is not feasible, he requests that PWSA be required to at least apply the concept of rounding so that any consumption up to 1,499 gallons would be billed as 1,000 gallons and usage between 1,500 and 2,499 would be billed as 2,000 gallons, etc.

PWSA requests that the case be dismissed as nothing in the Public Utility Code, Commission regulations or Commission orders requires PWSA to change its billing practices<sup>1</sup> or

---

<sup>1</sup> [Tariff Water](#) - Pa. P.U.C. No. 1, Second Revised Page No. 8, Part I: Schedule of Rate and Charges Section A – Rates for Metered Service

billing periods.<sup>2</sup> PWSA is charging Mr. Walia pursuant to PWSA’s Commission-approved tariff and the Public Utility Code, and the Commission’s regulations; thus, the Complainant is not entitled to the requested relief.

## ANSWER

1. To the best of PWSA’s knowledge and belief, the name and contact information for the Complainant is accurate. *Per* the Allegheny County Real Estate Assessment website, the Complainant is the owner of the subject residential condominium property located at 100 Denniston Street Unit 232 (“the Property”).<sup>3</sup>

2. It is admitted that the Formal Complaint is directed at PWSA. By way of further answer, PWSA is a municipal authority created in 1984 and is responsible for producing and supplying water along with maintaining and operating the water and sewer infrastructure in

---

<sup>2</sup> The Commission’s regulations define a billing month as being 26 to 35 days. 52 Pa. Code § 56.2. Definitions. **Billing month** —A period of not less than 26 days and not more than 35 days except in the following circumstances:

(i) An initial bill for a new customer may be less than 26 days or greater than 35 days. However, if an initial bill exceeds 60 days, the customer shall be given the opportunity to amortize the amount over a period equal to the period covered by the initial bill without penalty.

(ii) A final bill due to discontinuance may be less than 26 days or greater than 35 days but may never exceed 42 days. In cases involving termination, a final bill may be less than 26 days.

(iii) Bills for less than 26 days or more than 35 days shall be permitted if they result from a rebilling initiated by the company or customer dispute to correct a billing problem.

(iv) Bills for less than 26 days or more than 35 days shall be permitted if they result from a meter reading route change initiated by the public utility. The public utility shall informally contact the Director of the Bureau of Consumer Services at least 30 days prior to the rerouting and provide information as to when the billing will occur, the number of customers affected and a general description of the geographic area involved. If a bill resulting from a meter rerouting exceeds 60 days, the customer shall be given the opportunity to amortize the amount over a period equal to the period covered by the bill without penalty.

(v) Bills for less than 26 days shall be permitted when there is a change of the customer’s electric generation or natural gas supplier.

<sup>3</sup> See Allegheny County tax records for 100 Denniston Street Unit 232, Pittsburgh (Parcel ID: 0084-M-00070-00232-00), which are available at: <http://www2.alleghenycounty.us/RealEstate/search.aspx>.

Pittsburgh. Effective April 1, 2018, PWSA became subject to the jurisdiction of the Commission as a regulated public utility. 66 Pa. C.S. §§ 3201-3209. PWSA's currently approved water, wastewater and stormwater tariffs became effective on January 12, 2022 (see January 11, 2022 Secretarial Letters entered at Docket Numbers: R-2021-3024773 [water], R-2021-3024774 [wastewater] and R-2021-3024779 [stormwater]).

3. It is admitted that PWSA provides water service to the Complainant. By way of further response, PWSA also provides wastewater conveyance service and stormwater service to the Property. Additionally, the Complainant's bill includes sewage treatment charges from the Allegheny County Sanitary Authority ("ALCOSAN"), which are established by ALCOSAN and paid by PWSA to ALCOSAN pursuant to PWSA's tariff.

4. The allegations in Paragraph 4 of the Formal Complaint are admitted and denied consistent with the following:<sup>4</sup>

**PWSA's Billing Practices**

- (a) It is admitted that PWSA's bills are based on 1,000-gallon increments of water consumption. By way of further response, this billing practice is consistent with PWSA's Commission-approved tariff.<sup>5</sup> PWSA is required by the Public Utility Code to follow its tariff, which the appellate courts have described as having the force of law and being binding on both the utility and its customer.<sup>6</sup>
- (b) It is admitted that PWSA's billing period is not a constant number of days each month and that it can vary from 26 to 35 days. By way of further response, this practice is consistent with the Commission's regulations. Section 56.2 of the regulations defines a billing month as being a period "of not less than 26 days and not more than 35 days," except under specified circumstances that permit public utilities to bill for less than 26 or more than 35

---

<sup>4</sup> This Complaint was submitted on the Commission's Formal Complaint form. The allegations within each numbered paragraph of that the Formal Complaint are not styled in numbered paragraphs. PWSA is answering the allegations within the numbered paragraphs under separate headings for ease of reference.

<sup>5</sup> See footnote 1. The applicable tariff provision is attached as Attachment A.

<sup>6</sup> 66 Pa.C.S. § 1303; *See, e.g., Brockway Glass Co. v. Pennsylvania Public Utility Commission*, 63 Pa. Cmwlth, 238, 242, 437 A.2d 1067 (1981).

days.<sup>7</sup> Nothing in that provision requires a public utility to maintain a billing period with a constant number of days each billing month.

### **Account Details**

- (c) On September 13, 2021, a PWSA Administrative Assistant scheduled an appointment to change the water meter on September 24, 2021.
- (d) On September 17, 2021, PWSA generated a billing statement for 0 gallons of water in the amount of \$53.04. This bill was based on actual meter readings.
- (e) On September 24, 2021, a PWSA Plumber visited the property for the scheduled service appointment. The plumber replaced the water meter. The plumber reported that meter number, 16989740, was removed with a meter reading of 602156 and water meter number 211344648 was installed with a meter reading of 0.
- (f) On September 27, 2021, PWSA tested the water meter with serial number 16989740. This meter passed testing at 99.69% accuracy. This was routine testing, and no results were provided to Mr. Walia.
- (g) On October 18, 2021, PWSA generated a billing statement for 0 gallons of water in the amount of \$53.04. This bill was based on actual meter readings.
- (h) On November 18, 2021, PWSA generated a billing statement for 2,000 gallons of water in the amount of \$83.03. This bill was based on actual meter readings.
- (i) On December 16, 2021, PWSA generated a billing statement for 0 gallons of water in the amount of \$43.94. This bill was based on actual meter readings.
- (j) On December 27, 2021, Mr. Walia called Customer Service because he received a bill for \$43.94 and questioned why he was being billed. Mr. Walia stated that he was billed for zero consumption, the meter was replaced in September, and he wants to have the meter checked. Mr. Walia provided the telephone number for Dave, the facilities manager at the condo, as a contact person. An appointment to read the water meter was scheduled for December 28, 2021.
- (k) On December 28, 2021, a PWSA Plumber arrived at the property for the scheduled appointment and obtained a meter reading of 00034322. Per the plumber's notes, the individual onsite stated that the owner is the only person who lives in the unit, and he is often out of town.
- (l) On December 29, 2021, Mr. Walia called Customer Service following up on the appointment and wanted to confirm that the meter readings were correct. The Customer Service Representative confirmed the meter readings were correct.

---

<sup>7</sup> 52 Pa. Code § 56.2 (definitions). See footnote 2 for the full definition of a billing month.

- (m) On January 19, 2021, PWSA generated a billing statement for 1,000 gallons of water in the amount of \$53.68. This bill was based on actual meter readings.
- (n) On February 17, 2022, PWSA generated a billing statement for 2,000 gallons of water in the amount of \$86.69. This bill was based on actual meter readings.
- (o) On February 28, 2022, Mr. Walia called Customer Service stating that he did not use more water during the last billing period than in any other period. The Customer Service Representative attempted to explain the consumption, but Mr. Walia did not agree. The call was escalated to a Senior Representative.
- (p) A Senior Representative spoke with Mr. Walia on March 11, 2022 and explained that a billing period can range from 26 days to 35 days. Mr. Walia requested the meter readings for the month of February, and the Senior Representative stated the readings would arrive in a few days.
- (q) Upon reasonable investigation, PWSA lacks sufficient information or knowledge to form a belief as to whether Mr. Walia does not have actual usage data for the November 18, 2021 bill, and demands proof thereof, if relevant, at a hearing held in this matter. By way of further response, PWSA's records show that this data was mailed to the address of record. Nonetheless, the November 18, 2021 bill and the usage data on which it was based are attached as Attachment B. In addition, since the usage data for the February 17, 2022 bill attached to the Complaint appears to be incomplete, that bill and the accompanying usage data are attached as Attachment C.

#### **BCS Informal Complaint and Additional Bills/Interactions with PWSA**

- (r) Later on March 11, 2022, Mr. Walia filed an Informal Complaint with the Bureau of Consumer Services ("BCS") at the PUC with case number 3823111, disputing the bills from November 2021 and February 2022. The Complainant stated that he was billed for 2,000 gallons. Mr. Walia would like to be billed properly for the usage each month and stated that PWSA billing periods ranging from 26 to 35 days caused high billing.
- (s) On March 17, 2022, PWSA generated a billing statement for 0 gallons of water in the amount of \$46.13. This bill was based on actual meter readings.
- (t) On March 23, 2022, Mr. Walia called Customer Service and stated that he never received the meter readings from February to current. The Customer Service Representative advised Mr. Walia that the meter readings would be mailed again.
- (u) On April 1, 2022, BCS issued a decision in case number 3823111. The decision explained that Mr. Walia had his meter replaced on September 24, 2021. Prior to the installation of the new meter, there were several bills issued for 2000 gallons of usage. The Complainants' November 2021 and February 2022 bills in question were based on actual meter readings and are correct as rendered. The Complainant's account is being billed in accordance with the definitions for billing month, which is a period of not less than 26 days and not more than 35 days.

- (v) On April 20, 2022, PWSA generated a billing statement for 1,000 gallons of water in the amount of \$55.86. This bill was based on actual meter readings.
- (w) On May 18, 2022, PWSA generated a billing statement for 1,000 gallons of water in the amount of \$55.86. This bill was based on actual meter readings.

**Additional Responses By PWSA**

- (x) No response is required to the legal conclusions in the Formal Complaint.
- (y) After reasonable investigation, PWSA does not have sufficient information to form a belief as to the truth of the remaining factual allegations in the Formal Complaint. Such allegations are, therefore, denied. Strict proof of said allegations is demanded at the time of hearing in this matter.
- (z) The Formal Complaint fails to allege a violation by PWSA of PWSA's tariff.
- (aa) The Formal Complaint fails to allege a violation by PWSA of the Public Utility Code, another statute administered by the Commission, the Commission's Regulations and/or the Commission's Orders.

5. It is denied that Complainant is entitled to relief. The Formal Complaint fails to allege that PWSA has violated Pennsylvania law or Commission regulations. PWSA is charging Mr. Walia pursuant to PWSA's Commission-approved tariff, the Public Utility Code and the Commission's regulations. Thus, the Complainant was accurately billed for consumption at the subject property. By way of further answer, PWSA incorporates herein its response to Paragraph 4, above.

6-10. No response is required to Paragraphs 6 through 10 of the Formal Complaint. To the extent such allegations are deemed factual, the factual allegations in Paragraphs 6 through 10 of the Formal Complaint are admitted or denied consistent with Paragraphs 1 through 5 of this Answer. By way of further answer, PWSA admits that this Complaint is related to a prior decision of BCS Case No. 3823111, in which the case was dismissed.

**CONCLUSION**

WHEREFORE, The Pittsburgh Water and Sewer Authority respectfully requests that the Commission (a) dismiss the Complaint; and, (b) grant any other relief deemed appropriate.

Respectfully submitted,

/s/ *Karen O. Moury*

Karen O. Moury, Esquire (I.D. No. 36879)  
Sarah C. Stoner, Esquire (I.D. No. 313793)  
Eckert Seamans Cherin & Mellott, LLC  
213 Market St., 8<sup>th</sup> Floor  
Harrisburg, PA 17101  
(717) 237-6036 (phone)  
(717) 237-6019 (fax)  
kmoury@eckertseamans.com  
sstoner@eckertseamans.com

Date: June 10, 2022

Counsel for  
The Pittsburgh Water and Sewer Authority

Verification

I, Julie A. Mechling, am the Director of Customer Service for The Pittsburgh Water and Sewer Authority (“PWSA” or “Authority”), and I hereby state that the facts set forth in the foregoing **Answer** are true and correct to the best of my knowledge, information and belief and that I expect the Authority to be able to prove the same at a hearing held in this matter. I understand that the statements herein are made subject to the penalties of 18 Pa. C.S. § 4904 (relating to unsworn falsification to authorities).

Dated: June 10, 2022

/s/ Julie A. Mechling  
Julie A. Mechling  
Director of Customer Service  
The Pittsburgh Water and Sewer Authority

# Attachment A

## Excerpt of PWSA's Water Tariff

Supplement No. 9  
Tariff Water - Pa. P.U.C. No. 1

THE PITTSBURGH WATER AND SEWER AUTHORITY  
  
RATES, RULES AND REGULATIONS GOVERNING  
  
THE PROVISION OF WATER SERVICE  
  
TO THE PUBLIC IN THE TERRITORY DESCRIBED HEREIN

Issued: December 30, 2021

Effective: January 12, 2022

BY: William J. Pickering, Chief Executive Officer  
1200 Penn Avenue, Pittsburgh, PA 15222  
Tel: 412-255-8800

NOTICE

This tariff makes increases and changes in existing rates,  
rules, and regulations as approved by the Commission in its  
Final Order dated November 18, 2021  
at Docket No. R-2021-3024773.

PART I: SCHEDULE OF RATES AND CHARGES

Section A - Rates for Metered Service

1. Minimum Charge\*: Each customer will be assessed a service charge based upon the size of the customer's meter as follows except that residential customers residing in newly constructed townhomes who are required to install a meter larger than 5/8" for fire protection and due to City ordinance requirements, may request assessment of the 5/8" minimum charge and usage allowance: (C)

<u>Meter Size</u>	<u>Minimum Gallons</u>	<u>Per Month Rate</u> <u>(Effective January 12, 2022)</u>	<u>Per Month Rate</u> <u>(Effective January 1, 2023)</u>	(C)
5/8"	1,000	\$27.00	\$26.52	(I)/(I)
3/4"	2,000	\$45.12	\$46.47	(I)/(I)
1"	5,000	\$94.17	\$102.08	(I)/(I)
1 1/2"	10,000	\$184.73	\$201.85	(I)/(I)
2"	17,000	\$306.23	\$337.28	(I)/(I)
3"	40,000	\$685.83	\$766.42	(I)/(I)
4"	70,000	\$1,165.81	\$1,313.93	(I)/(I)
6"	175,000	\$2,777.07	\$3,174.80	(I)/(I)
8"	325,000	\$5,018.53	\$5,784.48	(I)/(I)
10" or Larger	548,000	\$8,249.44	\$9,582.36	(I)/(I)

2. Consumption Charge: In addition to the Minimum Charge, the following water consumption charges will apply for each 1,000 gallons above the Minimum Gallons for each meter size:

Consumption Charge  
Rate per 1000 Gals.

<u>Customer Class</u>	<u>Effective</u> <u>January 12, 2022</u>	<u>Effective</u> <u>January 1, 2023</u>	(C)
Residential	\$13.10	\$14.64	(I)/(I)
Commercial*	\$12.61	\$13.80	(I)/(I)
Industrial**	\$10.96	\$12.13	(I)/(I)
Health or Education	\$15.65	\$16.29	(I)/(I)

The rate under this schedule applies to all customers, except public fire protection and private fire protection customers, unless otherwise specifically identified in this tariff.

\* Rate applies to City of Pittsburgh Municipal Accounts but bills will be calculated based on a phase-in factor pursuant to 71 P.S. §§ 720.211 to 720.213.

\*\* Rate applies to any new bulk water customers.

(I) = Increase (C) = Change

# Attachment B

## November 18, 2021 Bill and Usage Data



Bill Date  
11/18/2021

Account Number  
5011728-1160584

Page 1 of 2

## Billing Statement for TIRLOCHAN WALIA

Service Location: 100 DENNISTON ST #232

### Need Assistance?

Contact Center

412-255-2423 - Press Menu Option #5

Pay-By-Phone 24 hours a day / 7 days a week

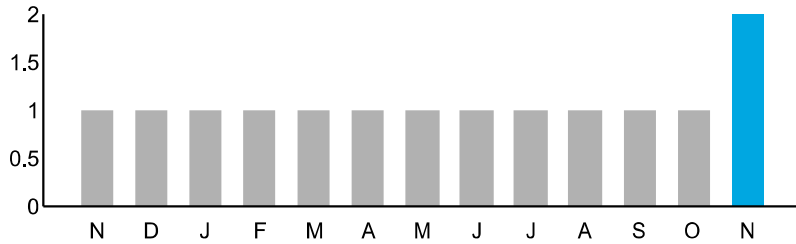
1-833-660-1366

### Billing Summary

PRIOR BALANCE <b>\$53.04</b>	-	PAYMENTS <b>\$53.04</b>	=	ACCOUNT BALANCE <b>\$0.00</b>	+	CURRENT CHARGES <b>\$83.03</b>	=	TOTAL BALANCE <b>\$83.03</b>
---------------------------------	---	----------------------------	---	----------------------------------	---	-----------------------------------	---	---------------------------------

### My Water Usage

Average Monthly Usage in 1,000 Gallons



**2,000**

Total gallons used  
this period

**60**

Average gallons used  
per day

2,000 Gallons / 33 Days = 60 Average Daily Gallons

### Customer Assistance Programs



Having difficulty paying your PWSA bill?

Call Dollar Energy Fund at  
1-866-762-2348 to see if you qualify for:

1. Relief from your fixed, monthly PWSA charges plus forgiveness on past due balances if you are on an active payment plan
2. A cash grant to help pay your past due charges
3. Protection from shut-off in winter months
4. Reimbursement for private side lead line replacement



1200 Penn Avenue, Pittsburgh, PA 15222

MAKE CHECK OR MONEY ORDER  
PAYABLE TO: PWSA

Account Number  
5011728-1160584

Due on  
12/08/2021

TOTAL BALANCE  
**\$83.03**

AMOUNT ENCLOSED

TIRLOCHAN WALIA  
100 DENNISTON ST APT 232  
PITTSBURGH PA 15206-4041



Thank you for being a valued customer.  
It is our pleasure to be of service to you and the  
community.

5011728116058412082021100000083032

# My Billing Details

Previous Balance	\$53.04
Payment - 11/01/2021 - Thank You	-\$53.04
Current Charges	\$83.03
<b>Total Due On or Before 12/08/2021</b>	<b>\$83.03</b>

## Current Charges \$83.03

PWSA	
Water Minimum	\$27.27
1,000 gallons @ \$12.25 per 1,000 gallons	\$12.25
Wastewater Conveyance Minimum	\$8.51
1,000 gallons @ \$7.64 per 1,000 gallons	\$7.64
Distribution System Improvement Charge	\$2.79

<b>Allegheny County Sanitary Authority</b>	
Charges billed on behalf of ALCOSAN	
Sewage Treatment	\$24.57

# My Meter Readings

<b>Meter #: 0021134648</b>	<b>Type: Residential</b>
Current:	2,000 11/15/2021 Actual
Previous:	0 10/13/2021 Actual
Usage:	2,000
Days of Service:	33



Did you know that you can pay your PWSA bill for free? Enroll in paperless billing, sign up for Zipcheck, or mail your bill with payment.

**The Pittsburgh Water and Sewer Authority**  
1200 Penn Avenue, Pittsburgh, PA, 15222

**Pay-By-Phone**  
1-833-660-1366 - 24 hours a day / 7 days a week

**Customer Service**  
412-255-2423 - Press Menu Option #5  
info@pgh2o.com  
Monday through Friday from 8 AM to 6 PM

**24/7 Water/Sewer Emergency**  
412-255-2423 - Press Menu Option #1

Visit us online at [www.pgh2o.com](http://www.pgh2o.com) for more information or to view a current rates schedule.

**Please register any questions or complaints about your bill prior to the due date.**

PWSA bills on behalf of ALCOSAN for the treatment of wastewater. ALCOSAN's rates are separate from PWSA. Their rates are set annually and the amount that they charge for the treatment of wastewater is reflected in your bill from PWSA. If you have any questions regarding your ALCOSAN charges please contact them at 412-766-6696.

**Per Section A.1.a of PWSA's Supplemental Service Conditions, "Unpaid water and/or wastewater charges are a lien on the property."**

**PAY YOUR PITTSBURGH WATER AND SEWER AUTHORITY BILL WITH CASH AT PARTICIPATING STORES.**

**Bring this barcode with you to make a payment.**  
*Payments are recognized immediately and are posted on the next business day.*

**Retailer Instructions:**

1. **SCAN** the customer's barcode.
2. The register will **PROMPT** you to enter an amount.
3. **ENTER** the amount the customer wants to pay.
4. **COLLECT** the desired cash amount (and fee, if applicable).
5. When the transaction is **COMPLETE** hand customer the receipt.



799366438020006371683195561494

By accepting or using this barcode to make a payment, you agree to the full terms and conditions, available at [vanilladirect.com/pay/terms](http://vanilladirect.com/pay/terms). After successful payment using this barcode, you may retrieve your full detailed e-receipt at [vanilladirect.com/pay/ereceipt](http://vanilladirect.com/pay/ereceipt).

For PWSA Customer Service, please call 412-255-2423 and press option 5.

powered by  
**KUBRAEZ-PAY**

A \$1.49 processing fee will be added.



Other convenient ways to pay:



Make one time payments via [pgh2o.com](http://pgh2o.com).



Enroll in eBilling to go green, make fee free payments, and view bills and inserts via [pgh2o.com](http://pgh2o.com).



Make payment via telephone at 412-255-2423 and press option 2.

**PLEASE MAIL TO BELOW ADDRESS.**



**THE PITTSBURGH WATER AND SEWER AUTHORITY**  
PO BOX 747055  
PITTSBURGH, PA 15274-7055

## Data export

DATE RANGE 10/14/2021 to 11/15/2021 - DEVICE 0021134648 - ACCOUNT 50117281160584 - RADIO 97953500 - PROCESSED DATE/TIME Mar 21, 2022 10:25:05 AM - UPLOADED DATE/TIME Mar 21, 2022 6:04:42 AM - CUSTOMER TIRLOCHAN WALIA - LOCATION 100 Denniston St #232 Pittsburgh PA 15206

Metric	Time	Read	Quality	Bin	Flags	Source	Type
US Gallons (us gal)	11/15/21 21:00:00	2047.9				PWSA-IntervalReport.20211115220003.csv;17543	Reads
US Gallons (us gal)	11/15/21 13:00:00	2041.1				PWSA-IntervalReport.20211115140002.csv;17805	Reads
US Gallons (us gal)	11/15/21 05:00:00	2023.9				PWSA-IntervalReport.20211115060003.csv;17948	Reads
US Gallons (us gal)	11/15/21 00:00:00	2023.9				PWSA-IntervalReport.20211115060003.csv;17948	Reads
US Gallons (us gal)	11/14/21 21:00:00	2022.9				PWSA-IntervalReport.20211114220003.csv;17570	Reads
US Gallons (us gal)	11/14/21 13:00:00	1963.3				PWSA-IntervalReport.20211114140003.csv;17871	Reads
US Gallons (us gal)	11/14/21 05:00:00	1957				PWSA-IntervalReport.20211114060003.csv;17555	Reads
US Gallons (us gal)	11/14/21 00:00:00	1957				PWSA-IntervalReport.20211114060003.csv;17555	Reads
US Gallons (us gal)	11/13/21 21:00:00	1956.9				PWSA-IntervalReport.20211113220003.csv;17491	Reads
US Gallons (us gal)	11/13/21 13:00:00	1940.5				PWSA-IntervalReport.20211113140003.csv;18156	Reads
US Gallons (us gal)	11/13/21 05:00:00	1934.3				PWSA-IntervalReport.20211113060003.csv;17824	Reads
US Gallons (us gal)	11/13/21 00:00:00	1934.3				PWSA-IntervalReport.20211113060003.csv;17824	Reads
US Gallons (us gal)	11/12/21 21:00:00	1933.9				PWSA-IntervalReport.20211112220003.csv;17313	Reads
US Gallons (us gal)	11/12/21 13:00:00	1928.2				PWSA-IntervalReport.20211112140003.csv;17454	Reads
US Gallons (us gal)	11/12/21 05:00:00	1914.7				PWSA-IntervalReport.20211112060003.csv;17679	Reads
US Gallons (us gal)	11/12/21 00:00:00	1914.7				PWSA-IntervalReport.20211112060003.csv;17679	Reads
US Gallons (us gal)	11/11/21 21:00:00	1914.5				PWSA-IntervalReport.20211111220003.csv;17592	Reads
US Gallons (us gal)	11/11/21 13:00:00	1908.4				PWSA-IntervalReport.20211111140003.csv;18087	Reads
US Gallons (us gal)	11/11/21 05:00:00	1891.7				PWSA-IntervalReport.20211111060002.csv;18017	Reads
US Gallons (us gal)	11/11/21 00:00:00	1891.7				PWSA-IntervalReport.20211111060002.csv;18017	Reads
US Gallons (us gal)	11/10/21 21:00:00	1891.4				PWSA-IntervalReport.20211110220003.csv;17731	Reads
US Gallons (us gal)	11/10/21 13:00:00	1881.4				PWSA-IntervalReport.20211110140003.csv;18102	Reads
US Gallons (us gal)	11/10/21 05:00:00	1868.1				PWSA-IntervalReport.20211110060003.csv;18073	Reads
US Gallons (us gal)	11/10/21 00:00:00	1868.1				PWSA-IntervalReport.20211110060003.csv;18073	Reads

Metric	Time	Read	Quality	Bin	Flags	Source	Type
US Gallons (us gal)	11/09/21 21:00:00	1864.3				PWSA-IntervalReport.20211109220002.csv;17541	Reads
US Gallons (us gal)	11/09/21 13:00:00	1861.7				PWSA-IntervalReport.20211109140002.csv;17895	Reads
US Gallons (us gal)	11/09/21 05:00:00	1843.7				PWSA-IntervalReport.20211109060003.csv;17813	Reads
US Gallons (us gal)	11/09/21 00:00:00	1843.7				PWSA-IntervalReport.20211109060003.csv;17813	Reads
US Gallons (us gal)	11/08/21 17:00:00	1837.9				PWSA-IntervalReport.20211108180003.csv;18081	Reads
US Gallons (us gal)	11/08/21 09:00:00	1823.9				PWSA-IntervalReport.20211108100003.csv;17619	Reads
US Gallons (us gal)	11/08/21 01:00:00	1823.2				PWSA-IntervalReport.20211108020003.csv;17415	Reads
US Gallons (us gal)	11/08/21 00:00:00	1823.2				PWSA-IntervalReport.20211108020003.csv;17415	Reads
US Gallons (us gal)	11/07/21 17:00:00	1768.1				PWSA-IntervalReport.20211107180003.csv;18145	Reads
US Gallons (us gal)	11/07/21 09:00:00	1706.1				PWSA-IntervalReport.20211107100003.csv;17905	Reads
US Gallons (us gal)	11/07/21 00:00:00	1706				PWSA-IntervalReport.20211107100003.csv;17905	Reads
US Gallons (us gal)	11/06/21 22:00:00	1705.8				PWSA-IntervalReport.20211107010003-000003.csv;11214	Reads
US Gallons (us gal)	11/06/21 14:00:00	1695.8				PWSA-IntervalReport.20211106150003.csv;17417	Reads
US Gallons (us gal)	11/06/21 06:00:00	1688				PWSA-IntervalReport.20211106070002.csv;17715	Reads
US Gallons (us gal)	11/06/21 00:00:00	1688				PWSA-IntervalReport.20211106070002.csv;17715	Reads
US Gallons (us gal)	11/05/21 22:00:00	1684.4				PWSA-IntervalReport.20211106010003-000002.csv;12543	Reads
US Gallons (us gal)	11/05/21 14:00:00	1631.7				PWSA-IntervalReport.20211105150002.csv;17363	Reads
US Gallons (us gal)	11/05/21 06:00:00	1625.4				PWSA-IntervalReport.20211105070003.csv;17745	Reads
US Gallons (us gal)	11/05/21 00:00:00	1625.4				PWSA-IntervalReport.20211105070003.csv;17745	Reads
US Gallons (us gal)	11/04/21 22:00:00	1621.9				PWSA-IntervalReport.20211105010003-000002.csv;13185	Reads
US Gallons (us gal)	11/04/21 14:00:00	1615.9				PWSA-IntervalReport.20211104150002.csv;17532	Reads
US Gallons (us gal)	11/04/21 06:00:00	1601.7				PWSA-IntervalReport.20211104070002.csv;17208	Reads
US Gallons (us gal)	11/04/21 00:00:00	1601.7				PWSA-IntervalReport.20211104070002.csv;17208	Reads
US Gallons (us gal)	11/03/21 14:00:00	1596.3				PWSA-IntervalReport.20211103150004.csv;17667	Reads
US Gallons (us gal)	11/03/21 06:00:00	1555.8				PWSA-IntervalReport.20211103070003.csv;17411	Reads
US Gallons (us gal)	11/03/21 00:00:00	1555.8				PWSA-IntervalReport.20211103070003.csv;17411	Reads
US Gallons (us gal)	11/02/21 22:00:00	1555.7				PWSA-IntervalReport.20211103010003-000002.csv;12700	Reads

Metric	Time	Read	Quality	Bin	Flags	Source	Type
US Gallons (us gal)	11/02/21 14:00:00	1507.7				PWSA-IntervalReport.20211102150003.csv;17550	Reads
US Gallons (us gal)	11/02/21 06:00:00	1494.6				PWSA-IntervalReport.20211102070003.csv;17578	Reads
US Gallons (us gal)	11/02/21 00:00:00	1494.6				PWSA-IntervalReport.20211102070003.csv;17578	Reads
US Gallons (us gal)	11/01/21 22:00:00	1491.1				PWSA-IntervalReport.20211102010003-000002.csv;13497	Reads
US Gallons (us gal)	11/01/21 14:00:00	1488.1				PWSA-IntervalReport.20211101150003.csv;17745	Reads
US Gallons (us gal)	11/01/21 02:00:00	1474.4				PWSA-IntervalReport.20211101030003.csv;17704	Reads
US Gallons (us gal)	11/01/21 00:00:00	1474.4				PWSA-IntervalReport.20211101030003.csv;17704	Reads
US Gallons (us gal)	10/31/21 18:00:00	1436.3				PWSA-IntervalReport.20211031190003.csv;17459	Reads
US Gallons (us gal)	10/31/21 10:00:00	1403.7				PWSA-IntervalReport.20211031110003.csv;17524	Reads
US Gallons (us gal)	10/31/21 02:00:00	1403.6				PWSA-IntervalReport.20211031030003.csv;17625	Reads
US Gallons (us gal)	10/31/21 00:00:00	1403.6				PWSA-IntervalReport.20211031030003.csv;17625	Reads
US Gallons (us gal)	10/30/21 18:00:00	1398.2				PWSA-IntervalReport.20211030190003.csv;17634	Reads
US Gallons (us gal)	10/30/21 10:00:00	1384				PWSA-IntervalReport.20211030110003.csv;17414	Reads
US Gallons (us gal)	10/30/21 02:00:00	1384				PWSA-IntervalReport.20211030030003.csv;17678	Reads
US Gallons (us gal)	10/30/21 00:00:00	1384				PWSA-IntervalReport.20211030030003.csv;17678	Reads
US Gallons (us gal)	10/29/21 18:00:00	1379.5				PWSA-IntervalReport.20211029190003.csv;18025	Reads
US Gallons (us gal)	10/29/21 10:00:00	1377.1				PWSA-IntervalReport.20211029110002.csv;17517	Reads
US Gallons (us gal)	10/29/21 02:00:00	1364				PWSA-IntervalReport.20211029030002.csv;17956	Reads
US Gallons (us gal)	10/29/21 00:00:00	1364				PWSA-IntervalReport.20211029030002.csv;17956	Reads
US Gallons (us gal)	10/28/21 10:00:00	1344.4				PWSA-IntervalReport.20211028110005.csv;17200	Reads
US Gallons (us gal)	10/28/21 02:00:00	1343.7				PWSA-IntervalReport.20211028030003.csv;17665	Reads
US Gallons (us gal)	10/28/21 00:00:00	1343.7				PWSA-IntervalReport.20211028030003.csv;17665	Reads
US Gallons (us gal)	10/27/21 18:00:00	1339.1				PWSA-IntervalReport.20211027190003.csv;17208	Reads
US Gallons (us gal)	10/27/21 06:00:00	1323.6				PWSA-IntervalReport.20211027070003.csv;16930	Reads
US Gallons (us gal)	10/27/21 00:00:00	1323.6				PWSA-IntervalReport.20211027070003.csv;16930	Reads
US Gallons (us gal)	10/26/21 22:00:00	1323.5				PWSA-IntervalReport.20211027010003-000002.csv;13350	Reads
US Gallons (us gal)	10/26/21 14:00:00	1320.6				PWSA-IntervalReport.20211026150003.csv;17822	Reads

Metric	Time	Read	Quality	Bin	Flags	Source	Type
US Gallons (us gal)	10/26/21 06:00:00	1303.5				PWSA-IntervalReport.20211026070003.csv;17631	Reads
US Gallons (us gal)	10/26/21 00:00:00	1303.5				PWSA-IntervalReport.20211026070003.csv;17631	Reads
US Gallons (us gal)	10/25/21 22:00:00	1303.4				PWSA-IntervalReport.20211026010003-000002.csv;13385	Reads
US Gallons (us gal)	10/25/21 14:00:00	1293.2				PWSA-IntervalReport.20211025150003.csv;17849	Reads
US Gallons (us gal)	10/25/21 06:00:00	1274.4				PWSA-IntervalReport.20211025070003.csv;17280	Reads
US Gallons (us gal)	10/25/21 00:00:00	1274.4				PWSA-IntervalReport.20211025070003.csv;17280	Reads
US Gallons (us gal)	10/24/21 22:00:00	1274.2				PWSA-IntervalReport.20211025010003-000002.csv;13022	Reads
US Gallons (us gal)	10/24/21 14:00:00	1164.2				PWSA-IntervalReport.20211024150003.csv;17641	Reads
US Gallons (us gal)	10/24/21 06:00:00	1157.8				PWSA-IntervalReport.20211024070003.csv;17458	Reads
US Gallons (us gal)	10/24/21 00:00:00	1157.8				PWSA-IntervalReport.20211024070003.csv;17458	Reads
US Gallons (us gal)	10/23/21 22:00:00	1157.3				PWSA-IntervalReport.20211024010003-000002.csv;12830	Reads
US Gallons (us gal)	10/23/21 14:00:00	1138.6				PWSA-IntervalReport.20211023150003.csv;17614	Reads
US Gallons (us gal)	10/23/21 06:00:00	1127.1				PWSA-IntervalReport.20211023070003.csv;17448	Reads
US Gallons (us gal)	10/23/21 00:00:00	1127.1				PWSA-IntervalReport.20211023070003.csv;17448	Reads
US Gallons (us gal)	10/22/21 22:00:00	1127.1				PWSA-IntervalReport.20211023010004-000002.csv;11872	Reads
US Gallons (us gal)	10/22/21 10:00:00	1108.9				PWSA-IntervalReport.20211022110002.csv;17120	Reads
US Gallons (us gal)	10/22/21 02:00:00	1108.5				PWSA-IntervalReport.20211022030003.csv;18039	Reads
US Gallons (us gal)	10/22/21 00:00:00	1108.5				PWSA-IntervalReport.20211022030003.csv;18039	Reads
US Gallons (us gal)	10/21/21 14:00:00	1100.7				PWSA-IntervalReport.20211021150003.csv;17426	Reads
US Gallons (us gal)	10/21/21 06:00:00	1087.4				PWSA-IntervalReport.20211021070002.csv;17106	Reads
US Gallons (us gal)	10/21/21 00:00:00	1087.4				PWSA-IntervalReport.20211021070002.csv;17106	Reads
US Gallons (us gal)	10/20/21 18:00:00	1083.3				PWSA-IntervalReport.20211020190003.csv;17511	Reads
US Gallons (us gal)	10/20/21 06:00:00	1068.9				PWSA-IntervalReport.20211020070003.csv;17558	Reads
US Gallons (us gal)	10/20/21 00:00:00	1068.9				PWSA-IntervalReport.20211020070003.csv;17558	Reads
US Gallons (us gal)	10/19/21 22:00:00	1068.7				PWSA-IntervalReport.20211020010003-000002.csv;14213	Reads
US Gallons (us gal)	10/19/21 14:00:00	1063.4				PWSA-IntervalReport.20211019150003.csv;17176	Reads
US Gallons (us gal)	10/19/21 06:00:00	1049.1				PWSA-IntervalReport.20211019070003.csv;17649	Reads

Metric	Time	Read	Quality	Bin	Flags	Source	Type
US Gallons (us gal)	10/19/21 00:00:00	1049.1				PWSA-IntervalReport.20211019070003.csv;17649	Reads
US Gallons (us gal)	10/18/21 14:00:00	1019.6				PWSA-IntervalReport.20211018150003-000001.csv;2196	Reads
US Gallons (us gal)	10/18/21 06:00:00	981.9				PWSA-IntervalReport.20211018070002.csv;17565	Reads
US Gallons (us gal)	10/18/21 00:00:00	981.9				PWSA-IntervalReport.20211018070002.csv;17565	Reads
US Gallons (us gal)	10/17/21 18:00:00	932.8				PWSA-IntervalReport.20211017190003.csv;17083	Reads
US Gallons (us gal)	10/17/21 10:00:00	871				PWSA-IntervalReport.20211017110003.csv;17212	Reads
US Gallons (us gal)	10/17/21 02:00:00	870				PWSA-IntervalReport.20211017030003.csv;17842	Reads
US Gallons (us gal)	10/17/21 00:00:00	870				PWSA-IntervalReport.20211017030003.csv;17842	Reads
US Gallons (us gal)	10/16/21 14:00:00	807.9				PWSA-IntervalReport.20211016150003.csv;17148	Reads
US Gallons (us gal)	10/16/21 02:00:00	799				PWSA-IntervalReport.20211016030002.csv;17636	Reads
US Gallons (us gal)	10/16/21 00:00:00	799				PWSA-IntervalReport.20211016030002.csv;17636	Reads
US Gallons (us gal)	10/15/21 18:00:00	794.9				PWSA-IntervalReport.20211015190002.csv;16957	Reads
US Gallons (us gal)	10/15/21 06:00:00	775.7				PWSA-IntervalReport.20211015070002.csv;17262	Reads
US Gallons (us gal)	10/15/21 00:00:00	775.7				PWSA-IntervalReport.20211015070002.csv;17262	Reads
US Gallons (us gal)	10/14/21 22:00:00	775.3				PWSA-IntervalReport.20211015010003-000002.csv;12540	Reads
US Gallons (us gal)	10/14/21 14:00:00	769.7				PWSA-IntervalReport.20211014150002.csv;17131	Reads
US Gallons (us gal)	10/14/21 06:00:00	752.9				PWSA-IntervalReport.20211014070003.csv;17386	Reads
US Gallons (us gal)	10/14/21 00:00:00	750				PWSA-IntervalReport.20211014070003.csv;17386	Reads

# Attachment C

## February 17, 2022 Bill and Usage Data



Bill Date  
02/17/2022

Account Number  
5011728-1160584

# Billing Statement for TIRLOCHAN WALIA

Service Location: 100 DENNISTON ST #232

## Need Assistance?

Contact Center

412-255-2423 - Press Menu Option #5

Pay-By-Phone 24 hours a day / 7 days a week

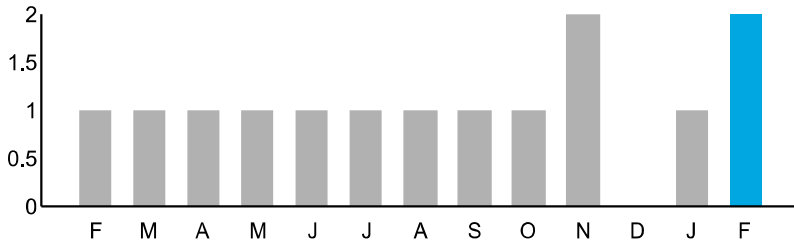
1-833-660-1366

## Billing Summary

PRIOR BALANCE <b>\$53.68</b>	-	PAYMENTS <b>\$53.68</b>	=	ACCOUNT BALANCE <b>\$0.00</b>	+	CURRENT CHARGES <b>\$86.69</b>	=	TOTAL BALANCE <b>\$86.69</b>
---------------------------------	---	----------------------------	---	----------------------------------	---	-----------------------------------	---	---------------------------------

## My Water Usage

Average Monthly Usage in 1,000 Gallons



**2,000**

Total gallons used  
this period

**62**

Average gallons used  
per day

2,000 Gallons / 32 Days = 62 Average Daily Gallons

## Customer Assistance Programs



Having difficulty paying your PWSA bill?

Call Dollar Energy Fund at  
1-866-762-2348 to see if you qualify for:

1. Relief from your fixed, monthly PWSA charges plus forgiveness on past due balances if you are on an active payment plan
2. A cash grant to help pay your past due charges
3. Protection from shut-off in winter months
4. Reimbursement for private side lead line replacement



1200 Penn Avenue, Pittsburgh, PA 15222

MAKE CHECK OR MONEY ORDER  
PAYABLE TO: PWSA

Account Number  
5011728-1160584

Due on  
03/09/2022

TOTAL BALANCE  
**\$86.69**

AMOUNT ENCLOSED

TIRLOCHAN WALIA  
100 DENNISTON ST APT 232  
PITTSBURGH PA 15206-4041



Thank you for being a valued customer.  
It is our pleasure to be of service to you and the  
community.

5011728116058403092022100000086696

# My Billing Details

Previous Balance	\$53.68
Payment - 02/03/2022 - Thank You	-\$53.68
Current Charges	\$86.69
<b>Total Due On or Before 03/09/2022</b>	<b>\$86.69</b>

<b>Current Charges</b>	<b>\$86.69</b>
PWSA	
Water Minimum	\$27.00
Water Consumption Charge	\$13.10
Wastewater Conveyance Minimum	\$8.09
Wastewater Conveyance	\$6.99
Distribution System Improvement Charge	\$2.76
Stormwater Fee: 0.4165 @ 5.96 per ERU	\$2.48

<b>Allegheny County Sanitary Authority</b>	
Charges billed on behalf of ALCOSAN	
Sewage Treatment	\$26.27

# My Meter Readings

<b>Meter #: 0021134648</b>	<b>Type: Residential</b>
Current:	5,000 02/14/2022 Actual
Previous:	3,000 01/13/2022 Actual
Usage:	2,000
Days of Service:	32



Did you know that you can pay your PWSA bill for free? Enroll in paperless billing, sign up for Zipcheck, or mail your bill coupon with payment to:

**The Pittsburgh Water and Sewer Authority**  
1200 Penn Avenue, Pittsburgh, PA 15222

**Pay-By-Phone**  
**1-833-660-1366** - 24 hours a day / 7 days a week

**Customer Service**  
**412-255-2423 (Press Option #5)** or info@pgh2o.com  
Monday through Friday from 8 AM to 6 PM

**24/7 Water/Sewer Emergency**  
**412-255-2423 (Press Option #1)**

**Customer Assistance Programs**  
If you are having difficulty paying your PWSA bill, call Dollar Energy Fund at 1-866-762-2348 to see if you qualify for our assistance programs. [pgh2o.com/CAP](http://pgh2o.com/CAP)

**Credits and Incentives**  
PWSA offers a stormwater credit and incentive program to encourage all customers to install stormwater solutions on their property. Doing so could reduce your bill while helping to control stormwater. [pgh2o.com/stormwater-fee](http://pgh2o.com/stormwater-fee)

**Please register any questions or complaints about your bill prior to the due date.** Visit [pgh2o.com](http://pgh2o.com) for more information or to view a current rate brochure.

PWSA bills on behalf of ALCOSAN for sewage treatment. ALCOSAN's rates are separate from PWSA. Their rates are set annually and the amount that they charge for sewage treatment is reflected in your bill from PWSA. If you have any questions regarding your ALCOSAN charges, please contact ALCOSAN at 412-766-6696.

**Per Section A.1.a of PWSA's Supplemental Service Conditions, "...unpaid water, wastewater and/or stormwater charges are a lien against the property."**

**PAY YOUR PITTSBURGH WATER AND SEWER AUTHORITY BILL WITH CASH AT PARTICIPATING STORES.**

**Bring this barcode with you to make a payment.**  
*Payments are recognized immediately and are posted on the next business day.*

**Retailer Instructions:**

1. **SCAN** the customer's barcode.
2. The register will **PROMPT** you to enter an amount.
3. **ENTER** the amount the customer wants to pay.
4. **COLLECT** the desired cash amount (and fee, if applicable).
5. When the transaction is **COMPLETE** hand customer the receipt.



799366438020006371683195561494

By accepting or using this barcode to make a payment, you agree to the full terms and conditions, available at [vanilladirect.com/pay/terms](http://vanilladirect.com/pay/terms). After successful payment using this barcode, you may retrieve your full detailed e-receipt at [vanilladirect.com/pay/ereceipt](http://vanilladirect.com/pay/ereceipt).

For PWSA Customer Service, please call 412-255-2423 and press option 5.

powered by  
**KUBRAEZ-PAY**

A \$1.49 processing fee will be added.



Other convenient ways to pay:



**Make one time payments via [pgh2o.com](http://pgh2o.com).**



**Enroll in eBilling to go green, make fee free payments, and view bills and inserts via [pgh2o.com](http://pgh2o.com).**



**Make payment via telephone at 412-255-2423 and press option 2.**

**PLEASE MAIL TO BELOW ADDRESS.**



**THE PITTSBURGH WATER AND SEWER AUTHORITY**  
PO BOX 747055  
PITTSBURGH, PA 15274-7055

## Data export

DATE RANGE 01/14/2022 to 02/14/2022 - DEVICE 0021134648 - ACCOUNT 50117281160584 - RADIO 97953500 - PROCESSED DATE/TIME Mar 21, 2022 10:25:05 AM - UPLOADED DATE/TIME Mar 21, 2022 6:04:42 AM - CUSTOMER TIRLOCHAN WALIA - LOCATION 100 Denniston St #232 Pittsburgh PA 15206

Metric	Time	Read	Quality	Bin	Flags	Source	Type
US Gallons (us gal)	02/14/22 21:00:00	5036.2				PWSA-IntervalReport.20220214220002.csv;17690	Reads
US Gallons (us gal)	02/14/22 13:00:00	5023.1				PWSA-IntervalReport.20220214140003.csv;18096	Reads
US Gallons (us gal)	02/14/22 01:00:00	5017.2				PWSA-IntervalReport.20220214020003.csv;17619	Reads
US Gallons (us gal)	02/14/22 00:00:00	5017.2				PWSA-IntervalReport.20220214020003.csv;17619	Reads
US Gallons (us gal)	02/13/22 17:00:00	4921.5				PWSA-IntervalReport.20220213180047.csv;12573	Reads
US Gallons (us gal)	02/13/22 09:00:00	4904.6				PWSA-IntervalReport.20220213100003.csv;17747	Reads
US Gallons (us gal)	02/13/22 01:00:00	4904.6				PWSA-IntervalReport.20220213020003.csv;17173	Reads
US Gallons (us gal)	02/13/22 00:00:00	4904.6				PWSA-IntervalReport.20220213020003.csv;17173	Reads
US Gallons (us gal)	02/12/22 17:00:00	4902.5				PWSA-IntervalReport.20220212180004.csv;17896	Reads
US Gallons (us gal)	02/12/22 09:00:00	4886.3				PWSA-IntervalReport.20220212100003.csv;17806	Reads
US Gallons (us gal)	02/12/22 01:00:00	4886.3				PWSA-IntervalReport.20220212020004.csv;17008	Reads
US Gallons (us gal)	02/12/22 00:00:00	4886.3				PWSA-IntervalReport.20220212020004.csv;17008	Reads
US Gallons (us gal)	02/11/22 17:00:00	4884.6				PWSA-IntervalReport.20220211180003.csv;18037	Reads
US Gallons (us gal)	02/11/22 09:00:00	4871.8				PWSA-IntervalReport.20220211100004.csv;18350	Reads
US Gallons (us gal)	02/11/22 00:00:00	4871.8				PWSA-IntervalReport.20220211100004.csv;18350	Reads
US Gallons (us gal)	02/10/22 17:00:00	4870.2				PWSA-IntervalReport.20220210180003.csv;18002	Reads
US Gallons (us gal)	02/10/22 09:00:00	4852.3				PWSA-IntervalReport.20220210100003.csv;17924	Reads
US Gallons (us gal)	02/10/22 01:00:00	4852.3				PWSA-IntervalReport.20220210020003.csv;17471	Reads
US Gallons (us gal)	02/10/22 00:00:00	4852.3				PWSA-IntervalReport.20220210020003.csv;17471	Reads
US Gallons (us gal)	02/09/22 17:00:00	4846.9				PWSA-IntervalReport.20220209180004.csv;18238	Reads
US Gallons (us gal)	02/09/22 05:00:00	4833.3				PWSA-IntervalReport.20220209060004.csv;18144	Reads
US Gallons (us gal)	02/09/22 00:00:00	4833.3				PWSA-IntervalReport.20220209060004.csv;18144	Reads
US Gallons (us gal)	02/08/22 21:00:00	4833				PWSA-IntervalReport.20220208220003.csv;17675	Reads
US Gallons (us gal)	02/08/22 13:00:00	4827.6				PWSA-IntervalReport.20220208140004.csv;17932	Reads

Metric	Time	Read	Quality	Bin	Flags	Source	Type
US Gallons (us gal)	02/08/22 05:00:00	4815.7				PWSA-IntervalReport.20220208060003.csv;18593	Reads
US Gallons (us gal)	02/08/22 00:00:00	4815.6				PWSA-IntervalReport.20220208060003.csv;18593	Reads
US Gallons (us gal)	02/07/22 21:00:00	4815.3				PWSA-IntervalReport.20220207220003.csv;17765	Reads
US Gallons (us gal)	02/07/22 13:00:00	4809.9				PWSA-IntervalReport.20220207140003.csv;17996	Reads
US Gallons (us gal)	02/07/22 05:00:00	4797				PWSA-IntervalReport.20220207060003.csv;17860	Reads
US Gallons (us gal)	02/07/22 00:00:00	4797				PWSA-IntervalReport.20220207060003.csv;17860	Reads
US Gallons (us gal)	02/06/22 21:00:00	4796.6				PWSA-IntervalReport.20220206220003.csv;17555	Reads
US Gallons (us gal)	02/06/22 13:00:00	4734.3				PWSA-IntervalReport.20220206140003.csv;17923	Reads
US Gallons (us gal)	02/06/22 00:00:00	4728				PWSA-IntervalReport.20220206140003.csv;17923	Reads
US Gallons (us gal)	02/05/22 21:00:00	4727				PWSA-IntervalReport.20220205220003.csv;17665	Reads
US Gallons (us gal)	02/05/22 13:00:00	4712.8				PWSA-IntervalReport.20220205140003.csv;17946	Reads
US Gallons (us gal)	02/05/22 05:00:00	4707.5				PWSA-IntervalReport.20220205060003.csv;18961	Reads
US Gallons (us gal)	02/05/22 00:00:00	4707.5				PWSA-IntervalReport.20220205060003.csv;18961	Reads
US Gallons (us gal)	02/04/22 21:00:00	4706.6				PWSA-IntervalReport.20220204220003.csv;17831	Reads
US Gallons (us gal)	02/04/22 13:00:00	4701.3				PWSA-IntervalReport.20220204140003.csv;17737	Reads
US Gallons (us gal)	02/04/22 05:00:00	4688.5				PWSA-IntervalReport.20220204060003.csv;17679	Reads
US Gallons (us gal)	02/04/22 00:00:00	4688.5				PWSA-IntervalReport.20220204060003.csv;17679	Reads
US Gallons (us gal)	02/03/22 21:00:00	4688.2				PWSA-IntervalReport.20220203220003.csv;17524	Reads
US Gallons (us gal)	02/03/22 13:00:00	4682.2				PWSA-IntervalReport.20220203140003.csv;17593	Reads
US Gallons (us gal)	02/03/22 05:00:00	4669				PWSA-IntervalReport.20220203060003.csv;17902	Reads
US Gallons (us gal)	02/03/22 00:00:00	4669				PWSA-IntervalReport.20220203060003.csv;17902	Reads
US Gallons (us gal)	02/02/22 17:00:00	4662.1				PWSA-IntervalReport.20220202180003.csv;17923	Reads
US Gallons (us gal)	02/02/22 09:00:00	4606.2				PWSA-IntervalReport.20220202100003.csv;17806	Reads
US Gallons (us gal)	02/02/22 01:00:00	4606				PWSA-IntervalReport.20220202020003.csv;17039	Reads
US Gallons (us gal)	02/02/22 00:00:00	4606				PWSA-IntervalReport.20220202020003.csv;17039	Reads
US Gallons (us gal)	02/01/22 17:00:00	4604.4				PWSA-IntervalReport.20220201180003.csv;18229	Reads
US Gallons (us gal)	02/01/22 05:00:00	4591.1				PWSA-IntervalReport.20220201060003.csv;18392	Reads

Metric	Time	Read	Quality	Bin	Flags	Source	Type
US Gallons (us gal)	02/01/22 00:00:00	4591.1				PWSA-IntervalReport.20220201060003.csv;18392	Reads
US Gallons (us gal)	01/31/22 21:00:00	4590.7				PWSA-IntervalReport.20220131220003.csv;17742	Reads
US Gallons (us gal)	01/31/22 13:00:00	4582				PWSA-IntervalReport.20220131140003.csv;17878	Reads
US Gallons (us gal)	01/31/22 05:00:00	4572.3				PWSA-IntervalReport.20220131060003.csv;17803	Reads
US Gallons (us gal)	01/31/22 00:00:00	4572.2				PWSA-IntervalReport.20220131060003.csv;17803	Reads
US Gallons (us gal)	01/30/22 21:00:00	4568.2				PWSA-IntervalReport.20220130220003.csv;17626	Reads
US Gallons (us gal)	01/30/22 09:00:00	4497.2				PWSA-IntervalReport.20220130100003.csv;17657	Reads
US Gallons (us gal)	01/30/22 01:00:00	4496.4				PWSA-IntervalReport.20220130020003.csv;17082	Reads
US Gallons (us gal)	01/30/22 00:00:00	4496.4				PWSA-IntervalReport.20220130020003.csv;17082	Reads
US Gallons (us gal)	01/29/22 17:00:00	4494.7				PWSA-IntervalReport.20220129180003.csv;17992	Reads
US Gallons (us gal)	01/29/22 09:00:00	4477.5				PWSA-IntervalReport.20220129100003.csv;18201	Reads
US Gallons (us gal)	01/29/22 01:00:00	4476.9				PWSA-IntervalReport.20220129020003.csv;17373	Reads
US Gallons (us gal)	01/29/22 00:00:00	4476.9				PWSA-IntervalReport.20220129020003.csv;17373	Reads
US Gallons (us gal)	01/28/22 17:00:00	4472.4				PWSA-IntervalReport.20220128180003.csv;18223	Reads
US Gallons (us gal)	01/28/22 09:00:00	4459.5				PWSA-IntervalReport.20220128100004.csv;17894	Reads
US Gallons (us gal)	01/28/22 01:00:00	4459				PWSA-IntervalReport.20220128020003.csv;17186	Reads
US Gallons (us gal)	01/28/22 00:00:00	4459				PWSA-IntervalReport.20220128020003.csv;17186	Reads
US Gallons (us gal)	01/27/22 17:00:00	4453.8				PWSA-IntervalReport.20220127180003.csv;17739	Reads
US Gallons (us gal)	01/27/22 09:00:00	4437.5				PWSA-IntervalReport.20220127100004.csv;17902	Reads
US Gallons (us gal)	01/27/22 01:00:00	4437				PWSA-IntervalReport.20220127020003.csv;17222	Reads
US Gallons (us gal)	01/27/22 00:00:00	4437				PWSA-IntervalReport.20220127020003.csv;17222	Reads
US Gallons (us gal)	01/26/22 17:00:00	4431.7				PWSA-IntervalReport.20220126180003.csv;18536	Reads
US Gallons (us gal)	01/26/22 09:00:00	4419.3				PWSA-IntervalReport.20220126100003.csv;17894	Reads
US Gallons (us gal)	01/26/22 01:00:00	4418.6				PWSA-IntervalReport.20220126020002.csv;17488	Reads
US Gallons (us gal)	01/26/22 00:00:00	4418.6				PWSA-IntervalReport.20220126020002.csv;17488	Reads
US Gallons (us gal)	01/25/22 17:00:00	4413.7				PWSA-IntervalReport.20220125180003.csv;17976	Reads
US Gallons (us gal)	01/25/22 09:00:00	4400.2				PWSA-IntervalReport.20220125110003-000001.csv;12981	Reads

Metric	Time	Read	Quality	Bin	Flags	Source	Type
US Gallons (us gal)	01/25/22 01:00:00	4400				PWSA-IntervalReport.20220125020002.csv;16279	Reads
US Gallons (us gal)	01/25/22 00:00:00	4400				PWSA-IntervalReport.20220125020002.csv;16279	Reads
US Gallons (us gal)	01/24/22 17:00:00	4394.3				PWSA-IntervalReport.20220124180002.csv;16970	Reads
US Gallons (us gal)	01/24/22 09:00:00	4381.2				PWSA-IntervalReport.20220124100004.csv;17195	Reads
US Gallons (us gal)	01/24/22 01:00:00	4380.6				PWSA-IntervalReport.20220124020003.csv;16376	Reads
US Gallons (us gal)	01/24/22 00:00:00	4380.6				PWSA-IntervalReport.20220124020003.csv;16376	Reads
US Gallons (us gal)	01/23/22 17:00:00	4330.3				PWSA-IntervalReport.20220123180003.csv;16929	Reads
US Gallons (us gal)	01/23/22 09:00:00	4312				PWSA-IntervalReport.20220123100003.csv;17250	Reads
US Gallons (us gal)	01/23/22 01:00:00	4312				PWSA-IntervalReport.20220123020003.csv;15838	Reads
US Gallons (us gal)	01/23/22 00:00:00	4312				PWSA-IntervalReport.20220123020003.csv;15838	Reads
US Gallons (us gal)	01/22/22 17:00:00	4306.4				PWSA-IntervalReport.20220122180003.csv;17730	Reads
US Gallons (us gal)	01/22/22 09:00:00	4291.1				PWSA-IntervalReport.20220122100003.csv;17359	Reads
US Gallons (us gal)	01/22/22 01:00:00	4291				PWSA-IntervalReport.20220122020004.csv;16946	Reads
US Gallons (us gal)	01/22/22 00:00:00	4291				PWSA-IntervalReport.20220122020004.csv;16946	Reads
US Gallons (us gal)	01/21/22 17:00:00	4286.5				PWSA-IntervalReport.20220121180003.csv;17138	Reads
US Gallons (us gal)	01/21/22 05:00:00	4272				PWSA-IntervalReport.20220121060004.csv;17201	Reads
US Gallons (us gal)	01/21/22 00:00:00	4272				PWSA-IntervalReport.20220121060004.csv;17201	Reads
US Gallons (us gal)	01/20/22 21:00:00	4268.3				PWSA-IntervalReport.20220120220003.csv;17064	Reads
US Gallons (us gal)	01/20/22 13:00:00	4265.7				PWSA-IntervalReport.20220120140003.csv;17071	Reads
US Gallons (us gal)	01/20/22 05:00:00	4254				PWSA-IntervalReport.20220120060003.csv;17773	Reads
US Gallons (us gal)	01/20/22 00:00:00	4254				PWSA-IntervalReport.20220120060003.csv;17773	Reads
US Gallons (us gal)	01/19/22 21:00:00	4250.4				PWSA-IntervalReport.20220119220003.csv;16697	Reads
US Gallons (us gal)	01/19/22 13:00:00	4248				PWSA-IntervalReport.20220119140003.csv;16835	Reads
US Gallons (us gal)	01/19/22 05:00:00	4235.8				PWSA-IntervalReport.20220119060003.csv;16829	Reads
US Gallons (us gal)	01/19/22 00:00:00	4235.8				PWSA-IntervalReport.20220119060003.csv;16829	Reads
US Gallons (us gal)	01/18/22 21:00:00	4235.7				PWSA-IntervalReport.20220118220003.csv;16623	Reads
US Gallons (us gal)	01/18/22 13:00:00	4187.7				PWSA-IntervalReport.20220118140004.csv;16945	Reads

Metric	Time	Read	Quality	Bin	Flags	Source	Type
US Gallons (us gal)	01/18/22 05:00:00	4175.3				PWSA-IntervalReport.20220118060004.csv;16724	Reads
US Gallons (us gal)	01/18/22 00:00:00	4175.3				PWSA-IntervalReport.20220118060004.csv;16724	Reads
US Gallons (us gal)	01/17/22 21:00:00	4174.8				PWSA-IntervalReport.20220117220003.csv;16875	Reads
US Gallons (us gal)	01/17/22 13:00:00	4158				PWSA-IntervalReport.20220117140003.csv;17381	Reads
US Gallons (us gal)	01/17/22 05:00:00	4152.9				PWSA-IntervalReport.20220117060003.csv;17104	Reads
US Gallons (us gal)	01/17/22 00:00:00	4152.9				PWSA-IntervalReport.20220117060003.csv;17104	Reads
US Gallons (us gal)	01/16/22 21:00:00	4145.9				PWSA-IntervalReport.20220116220003.csv;17041	Reads
US Gallons (us gal)	01/16/22 01:00:00	4037.6				PWSA-IntervalReport.20220116020003.csv;16575	Reads
US Gallons (us gal)	01/16/22 00:00:00	4037.6				PWSA-IntervalReport.20220116020003.csv;16575	Reads
US Gallons (us gal)	01/15/22 17:00:00	4036.2				PWSA-IntervalReport.20220115180003.csv;17011	Reads
US Gallons (us gal)	01/15/22 09:00:00	4020.2				PWSA-IntervalReport.20220115100003.csv;17190	Reads
US Gallons (us gal)	01/15/22 01:00:00	4019.5				PWSA-IntervalReport.20220115020002.csv;16679	Reads
US Gallons (us gal)	01/15/22 00:00:00	4019.5				PWSA-IntervalReport.20220115020002.csv;16679	Reads
US Gallons (us gal)	01/14/22 17:00:00	4014.3				PWSA-IntervalReport.20220114180002.csv;17079	Reads
US Gallons (us gal)	01/14/22 05:00:00	4000.4				PWSA-IntervalReport.20220114060002.csv;17033	Reads
US Gallons (us gal)	01/14/22 00:00:00	4000.4				PWSA-IntervalReport.20220114060002.csv;17033	Reads

**PWSA Exhibit 3**  
**Excerpt of PWSA's Water Tariff**

THE PITTSBURGH WATER AND SEWER AUTHORITY  
  
RATES, RULES AND REGULATIONS GOVERNING  
  
THE PROVISION OF WATER SERVICE  
  
TO THE PUBLIC IN THE TERRITORY DESCRIBED HEREIN

Issued: December 30, 2021

Effective: January 12, 2022

BY: William J. Pickering, Chief Executive Officer  
1200 Penn Avenue, Pittsburgh, PA 15222  
Tel: 412-255-8800

NOTICE

This tariff makes increases and changes in existing rates,  
rules, and regulations as approved by the Commission in its  
Final Order dated November 18, 2021  
at Docket No. R-2021-3024773.

PART I: SCHEDULE OF RATES AND CHARGES

Section A - Rates for Metered Service

1. Minimum Charge\*: Each customer will be assessed a service charge based upon the size of the customer's meter as follows except that residential customers residing in newly constructed townhomes who are required to install a meter larger than 5/8" for fire protection and due to City ordinance requirements, may request assessment of the 5/8" minimum charge and usage allowance: (C)

<u>Meter Size</u>	<u>Minimum Gallons</u>	<u>Per Month Rate</u> <u>(Effective January 12, 2022)</u>	<u>Per Month Rate</u> <u>(Effective January 1, 2023)</u>	(C)
5/8"	1,000	\$27.00	\$26.52	(I)/(I)
3/4"	2,000	\$45.12	\$46.47	(I)/(I)
1"	5,000	\$94.17	\$102.08	(I)/(I)
1 1/2"	10,000	\$184.73	\$201.85	(I)/(I)
2"	17,000	\$306.23	\$337.28	(I)/(I)
3"	40,000	\$685.83	\$766.42	(I)/(I)
4"	70,000	\$1,165.81	\$1,313.93	(I)/(I)
6"	175,000	\$2,777.07	\$3,174.80	(I)/(I)
8"	325,000	\$5,018.53	\$5,784.48	(I)/(I)
10" or Larger	548,000	\$8,249.44	\$9,582.36	(I)/(I)

2. Consumption Charge: In addition to the Minimum Charge, the following water consumption charges will apply for each 1,000 gallons above the Minimum Gallons for each meter size:

Consumption Charge  
Rate per 1000 Gals.

<u>Customer Class</u>	<u>Effective</u> <u>January 12, 2022</u>	<u>Effective</u> <u>January 1, 2023</u>	(C)
Residential	\$13.10	\$14.64	(I)/(I)
Commercial*	\$12.61	\$13.80	(I)/(I)
Industrial**	\$10.96	\$12.13	(I)/(I)
Health or Education	\$15.65	\$16.29	(I)/(I)

The rate under this schedule applies to all customers, except public fire protection and private fire protection customers, unless otherwise specifically identified in this tariff.

\* Rate applies to City of Pittsburgh Municipal Accounts but bills will be calculated based on a phase-in factor pursuant to 71 P.S. §§ 720.211 to 720.213.

\*\* Rate applies to any new bulk water customers.

(I) = Increase (C) = Change

**PWSA Exhibit 4**  
**November 18, 2021 Bill and Usage**



Bill Date  
11/18/2021

Account Number  
5011728-1160584

# Billing Statement for TIRLOCHAN WALIA

Service Location: 100 DENNISTON ST #232

## Billing Summary

### Need Assistance?

Contact Center

412-255-2423 - Press Menu Option #5

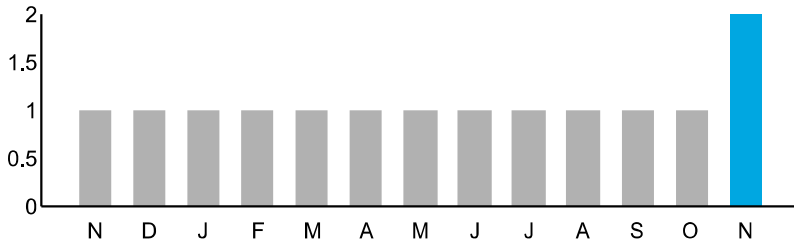
Pay-By-Phone 24 hours a day / 7 days a week

1-833-660-1366

PRIOR BALANCE <b>\$53.04</b>	-	PAYMENTS <b>\$53.04</b>	=	ACCOUNT BALANCE <b>\$0.00</b>	+	CURRENT CHARGES <b>\$83.03</b>	=	TOTAL BALANCE <b>\$83.03</b>
---------------------------------	---	----------------------------	---	----------------------------------	---	-----------------------------------	---	---------------------------------

## My Water Usage

Average Monthly Usage in 1,000 Gallons



**2,000**  
Total gallons used  
this period

**60**  
Average gallons used  
per day

2,000 Gallons / 33 Days = 60 Average Daily Gallons

### Customer Assistance Programs



Having difficulty paying your PWSA bill?

Call Dollar Energy Fund at  
1-866-762-2348 to see if you qualify for:

1. Relief from your fixed, monthly PWSA charges plus forgiveness on past due balances if you are on an active payment plan
2. A cash grant to help pay your past due charges
3. Protection from shut-off in winter months
4. Reimbursement for private side lead line replacement



1200 Penn Avenue, Pittsburgh, PA 15222

MAKE CHECK OR MONEY ORDER  
PAYABLE TO: PWSA

Account Number  
5011728-1160584

Due on  
12/08/2021

TOTAL BALANCE  
**\$83.03**

AMOUNT ENCLOSED

TIRLOCHAN WALIA  
100 DENNISTON ST APT 232  
PITTSBURGH PA 15206-4041



Thank you for being a valued customer.  
It is our pleasure to be of service to you and the community.

# My Billing Details

Previous Balance	\$53.04
Payment - 11/01/2021 - Thank You	-\$53.04
Current Charges	\$83.03
<b>Total Due On or Before 12/08/2021</b>	<b>\$83.03</b>

## Current Charges **\$83.03**

PWSA	
Water Minimum	\$27.27
1,000 gallons @ \$12.25 per 1,000 gallons	\$12.25
Wastewater Conveyance Minimum	\$8.51
1,000 gallons @ \$7.64 per 1,000 gallons	\$7.64
Distribution System Improvement Charge	\$2.79

<b>Allegheny County Sanitary Authority</b>	
Charges billed on behalf of ALCOSAN	
Sewage Treatment	\$24.57

# My Meter Readings

<b>Meter #: 0021134648</b>	<b>Type: Residential</b>
Current:	2,000 11/15/2021 Actual
Previous:	0 10/13/2021 Actual
Usage:	2,000
Days of Service:	33



Did you know that you can pay your PWSA bill for free? Enroll in paperless billing, sign up for Zipcheck, or mail your bill with payment.

**The Pittsburgh Water and Sewer Authority**  
1200 Penn Avenue, Pittsburgh, PA, 15222

**Pay-By-Phone**  
**1-833-660-1366** - 24 hours a day / 7 days a week

**Customer Service**  
**412-255-2423 - Press Menu Option #5**  
info@pgh2o.com  
Monday through Friday from 8 AM to 6 PM

**24/7 Water/Sewer Emergency**  
**412-255-2423 - Press Menu Option #1**

Visit us online at [www.pgh2o.com](http://www.pgh2o.com) for more information or to view a current rates schedule.

**Please register any questions or complaints about your bill prior to the due date.**

PWSA bills on behalf of ALCOSAN for the treatment of wastewater. ALCOSAN's rates are separate from PWSA. Their rates are set annually and the amount that they charge for the treatment of wastewater is reflected in your bill from PWSA. If you have any questions regarding your ALCOSAN charges please contact them at 412-766-6696.

**Per Section A.1.a of PWSA's Supplemental Service Conditions, "Unpaid water and/or wastewater charges are a lien on the property."**

**PAY YOUR PITTSBURGH WATER AND SEWER AUTHORITY BILL WITH CASH AT PARTICIPATING STORES.**

**Bring this barcode with you to make a payment.**  
*Payments are recognized immediately and are posted on the next business day.*

**Retailer Instructions:**

1. **SCAN** the customer's barcode.
2. The register will **PROMPT** you to enter an amount.
3. **ENTER** the amount the customer wants to pay.
4. **COLLECT** the desired cash amount (and fee, if applicable).
5. When the transaction is **COMPLETE** hand customer the receipt.



799366438020006371683195561494

By accepting or using this barcode to make a payment, you agree to the full terms and conditions, available at [vanilladirect.com/pay/terms](http://vanilladirect.com/pay/terms). After successful payment using this barcode, you may retrieve your full detailed e-receipt at [vanilladirect.com/pay/ereceipt](http://vanilladirect.com/pay/ereceipt).

For PWSA Customer Service, please call 412-255-2423 and press option 5.

powered by  
**KUBRAEZ-PAY**

A \$1.49 processing fee will be added.



Other convenient ways to pay:



**Make one time payments via [pgh2o.com](http://pgh2o.com).**



**Enroll in eBilling to go green, make fee free payments, and view bills and inserts via [pgh2o.com](http://pgh2o.com).**



**Make payment via telephone at 412-255-2423 and press option 2.**

**PLEASE MAIL TO BELOW ADDRESS.**



**THE PITTSBURGH WATER AND SEWER AUTHORITY**  
PO BOX 747055  
PITTSBURGH, PA 15274-7055

## Data export

DATE RANGE 10/14/2021 to 11/15/2021 - DEVICE 0021134648 - ACCOUNT 50117281160584 - RADIO 97953500 - PROCESSED DATE/TIME Mar 21, 2022 10:25:05 AM - UPLOADED DATE/TIME Mar 21, 2022 6:04:42 AM - CUSTOMER TIRLOCHAN WALIA - LOCATION 100 Denniston St #232 Pittsburgh PA 15206

Metric	Time	Read	Quality	Bin	Flags	Source	Type
US Gallons (us gal)	11/15/21 21:00:00	2047.9				PWSA-IntervalReport.20211115220003.csv;17543	Reads
US Gallons (us gal)	11/15/21 13:00:00	2041.1				PWSA-IntervalReport.20211115140002.csv;17805	Reads
US Gallons (us gal)	11/15/21 05:00:00	2023.9				PWSA-IntervalReport.20211115060003.csv;17948	Reads
US Gallons (us gal)	11/15/21 00:00:00	2023.9				PWSA-IntervalReport.20211115060003.csv;17948	Reads
US Gallons (us gal)	11/14/21 21:00:00	2022.9				PWSA-IntervalReport.20211114220003.csv;17570	Reads
US Gallons (us gal)	11/14/21 13:00:00	1963.3				PWSA-IntervalReport.20211114140003.csv;17871	Reads
US Gallons (us gal)	11/14/21 05:00:00	1957				PWSA-IntervalReport.20211114060003.csv;17555	Reads
US Gallons (us gal)	11/14/21 00:00:00	1957				PWSA-IntervalReport.20211114060003.csv;17555	Reads
US Gallons (us gal)	11/13/21 21:00:00	1956.9				PWSA-IntervalReport.20211113220003.csv;17491	Reads
US Gallons (us gal)	11/13/21 13:00:00	1940.5				PWSA-IntervalReport.20211113140003.csv;18156	Reads
US Gallons (us gal)	11/13/21 05:00:00	1934.3				PWSA-IntervalReport.20211113060003.csv;17824	Reads
US Gallons (us gal)	11/13/21 00:00:00	1934.3				PWSA-IntervalReport.20211113060003.csv;17824	Reads
US Gallons (us gal)	11/12/21 21:00:00	1933.9				PWSA-IntervalReport.20211112220003.csv;17313	Reads
US Gallons (us gal)	11/12/21 13:00:00	1928.2				PWSA-IntervalReport.20211112140003.csv;17454	Reads
US Gallons (us gal)	11/12/21 05:00:00	1914.7				PWSA-IntervalReport.20211112060003.csv;17679	Reads
US Gallons (us gal)	11/12/21 00:00:00	1914.7				PWSA-IntervalReport.20211112060003.csv;17679	Reads
US Gallons (us gal)	11/11/21 21:00:00	1914.5				PWSA-IntervalReport.20211111220003.csv;17592	Reads
US Gallons (us gal)	11/11/21 13:00:00	1908.4				PWSA-IntervalReport.20211111140003.csv;18087	Reads
US Gallons (us gal)	11/11/21 05:00:00	1891.7				PWSA-IntervalReport.20211111060002.csv;18017	Reads
US Gallons (us gal)	11/11/21 00:00:00	1891.7				PWSA-IntervalReport.20211111060002.csv;18017	Reads
US Gallons (us gal)	11/10/21 21:00:00	1891.4				PWSA-IntervalReport.20211110220003.csv;17731	Reads
US Gallons (us gal)	11/10/21 13:00:00	1881.4				PWSA-IntervalReport.20211110140003.csv;18102	Reads
US Gallons (us gal)	11/10/21 05:00:00	1868.1				PWSA-IntervalReport.20211110060003.csv;18073	Reads
US Gallons (us gal)	11/10/21 00:00:00	1868.1				PWSA-IntervalReport.20211110060003.csv;18073	Reads

Metric	Time	Read	Quality	Bin	Flags	Source	Type
US Gallons (us gal)	11/09/21 21:00:00	1864.3				PWSA-IntervalReport.20211109220002.csv;17541	Reads
US Gallons (us gal)	11/09/21 13:00:00	1861.7				PWSA-IntervalReport.20211109140002.csv;17895	Reads
US Gallons (us gal)	11/09/21 05:00:00	1843.7				PWSA-IntervalReport.20211109060003.csv;17813	Reads
US Gallons (us gal)	11/09/21 00:00:00	1843.7				PWSA-IntervalReport.20211109060003.csv;17813	Reads
US Gallons (us gal)	11/08/21 17:00:00	1837.9				PWSA-IntervalReport.20211108180003.csv;18081	Reads
US Gallons (us gal)	11/08/21 09:00:00	1823.9				PWSA-IntervalReport.20211108100003.csv;17619	Reads
US Gallons (us gal)	11/08/21 01:00:00	1823.2				PWSA-IntervalReport.20211108020003.csv;17415	Reads
US Gallons (us gal)	11/08/21 00:00:00	1823.2				PWSA-IntervalReport.20211108020003.csv;17415	Reads
US Gallons (us gal)	11/07/21 17:00:00	1768.1				PWSA-IntervalReport.20211107180003.csv;18145	Reads
US Gallons (us gal)	11/07/21 09:00:00	1706.1				PWSA-IntervalReport.20211107100003.csv;17905	Reads
US Gallons (us gal)	11/07/21 00:00:00	1706				PWSA-IntervalReport.20211107100003.csv;17905	Reads
US Gallons (us gal)	11/06/21 22:00:00	1705.8				PWSA-IntervalReport.20211107010003-000003.csv;11214	Reads
US Gallons (us gal)	11/06/21 14:00:00	1695.8				PWSA-IntervalReport.20211106150003.csv;17417	Reads
US Gallons (us gal)	11/06/21 06:00:00	1688				PWSA-IntervalReport.20211106070002.csv;17715	Reads
US Gallons (us gal)	11/06/21 00:00:00	1688				PWSA-IntervalReport.20211106070002.csv;17715	Reads
US Gallons (us gal)	11/05/21 22:00:00	1684.4				PWSA-IntervalReport.20211106010003-000002.csv;12543	Reads
US Gallons (us gal)	11/05/21 14:00:00	1631.7				PWSA-IntervalReport.20211105150002.csv;17363	Reads
US Gallons (us gal)	11/05/21 06:00:00	1625.4				PWSA-IntervalReport.20211105070003.csv;17745	Reads
US Gallons (us gal)	11/05/21 00:00:00	1625.4				PWSA-IntervalReport.20211105070003.csv;17745	Reads
US Gallons (us gal)	11/04/21 22:00:00	1621.9				PWSA-IntervalReport.20211105010003-000002.csv;13185	Reads
US Gallons (us gal)	11/04/21 14:00:00	1615.9				PWSA-IntervalReport.20211104150002.csv;17532	Reads
US Gallons (us gal)	11/04/21 06:00:00	1601.7				PWSA-IntervalReport.20211104070002.csv;17208	Reads
US Gallons (us gal)	11/04/21 00:00:00	1601.7				PWSA-IntervalReport.20211104070002.csv;17208	Reads
US Gallons (us gal)	11/03/21 14:00:00	1596.3				PWSA-IntervalReport.20211103150004.csv;17667	Reads
US Gallons (us gal)	11/03/21 06:00:00	1555.8				PWSA-IntervalReport.20211103070003.csv;17411	Reads
US Gallons (us gal)	11/03/21 00:00:00	1555.8				PWSA-IntervalReport.20211103070003.csv;17411	Reads
US Gallons (us gal)	11/02/21 22:00:00	1555.7				PWSA-IntervalReport.20211103010003-000002.csv;12700	Reads

Metric	Time	Read	Quality	Bin	Flags	Source	Type
US Gallons (us gal)	11/02/21 14:00:00	1507.7				PWSA-IntervalReport.20211102150003.csv;17550	Reads
US Gallons (us gal)	11/02/21 06:00:00	1494.6				PWSA-IntervalReport.20211102070003.csv;17578	Reads
US Gallons (us gal)	11/02/21 00:00:00	1494.6				PWSA-IntervalReport.20211102070003.csv;17578	Reads
US Gallons (us gal)	11/01/21 22:00:00	1491.1				PWSA-IntervalReport.20211102010003-000002.csv;13497	Reads
US Gallons (us gal)	11/01/21 14:00:00	1488.1				PWSA-IntervalReport.20211101150003.csv;17745	Reads
US Gallons (us gal)	11/01/21 02:00:00	1474.4				PWSA-IntervalReport.20211101030003.csv;17704	Reads
US Gallons (us gal)	11/01/21 00:00:00	1474.4				PWSA-IntervalReport.20211101030003.csv;17704	Reads
US Gallons (us gal)	10/31/21 18:00:00	1436.3				PWSA-IntervalReport.20211031190003.csv;17459	Reads
US Gallons (us gal)	10/31/21 10:00:00	1403.7				PWSA-IntervalReport.20211031110003.csv;17524	Reads
US Gallons (us gal)	10/31/21 02:00:00	1403.6				PWSA-IntervalReport.20211031030003.csv;17625	Reads
US Gallons (us gal)	10/31/21 00:00:00	1403.6				PWSA-IntervalReport.20211031030003.csv;17625	Reads
US Gallons (us gal)	10/30/21 18:00:00	1398.2				PWSA-IntervalReport.20211030190003.csv;17634	Reads
US Gallons (us gal)	10/30/21 10:00:00	1384				PWSA-IntervalReport.20211030110003.csv;17414	Reads
US Gallons (us gal)	10/30/21 02:00:00	1384				PWSA-IntervalReport.20211030030003.csv;17678	Reads
US Gallons (us gal)	10/30/21 00:00:00	1384				PWSA-IntervalReport.20211030030003.csv;17678	Reads
US Gallons (us gal)	10/29/21 18:00:00	1379.5				PWSA-IntervalReport.20211029190003.csv;18025	Reads
US Gallons (us gal)	10/29/21 10:00:00	1377.1				PWSA-IntervalReport.20211029110002.csv;17517	Reads
US Gallons (us gal)	10/29/21 02:00:00	1364				PWSA-IntervalReport.20211029030002.csv;17956	Reads
US Gallons (us gal)	10/29/21 00:00:00	1364				PWSA-IntervalReport.20211029030002.csv;17956	Reads
US Gallons (us gal)	10/28/21 10:00:00	1344.4				PWSA-IntervalReport.20211028110005.csv;17200	Reads
US Gallons (us gal)	10/28/21 02:00:00	1343.7				PWSA-IntervalReport.20211028030003.csv;17665	Reads
US Gallons (us gal)	10/28/21 00:00:00	1343.7				PWSA-IntervalReport.20211028030003.csv;17665	Reads
US Gallons (us gal)	10/27/21 18:00:00	1339.1				PWSA-IntervalReport.20211027190003.csv;17208	Reads
US Gallons (us gal)	10/27/21 06:00:00	1323.6				PWSA-IntervalReport.20211027070003.csv;16930	Reads
US Gallons (us gal)	10/27/21 00:00:00	1323.6				PWSA-IntervalReport.20211027070003.csv;16930	Reads
US Gallons (us gal)	10/26/21 22:00:00	1323.5				PWSA-IntervalReport.20211027010003-000002.csv;13350	Reads
US Gallons (us gal)	10/26/21 14:00:00	1320.6				PWSA-IntervalReport.20211026150003.csv;17822	Reads

Metric	Time	Read	Quality	Bin	Flags	Source	Type
US Gallons (us gal)	10/26/21 06:00:00	1303.5				PWSA-IntervalReport.20211026070003.csv;17631	Reads
US Gallons (us gal)	10/26/21 00:00:00	1303.5				PWSA-IntervalReport.20211026070003.csv;17631	Reads
US Gallons (us gal)	10/25/21 22:00:00	1303.4				PWSA-IntervalReport.20211026010003-000002.csv;13385	Reads
US Gallons (us gal)	10/25/21 14:00:00	1293.2				PWSA-IntervalReport.20211025150003.csv;17849	Reads
US Gallons (us gal)	10/25/21 06:00:00	1274.4				PWSA-IntervalReport.20211025070003.csv;17280	Reads
US Gallons (us gal)	10/25/21 00:00:00	1274.4				PWSA-IntervalReport.20211025070003.csv;17280	Reads
US Gallons (us gal)	10/24/21 22:00:00	1274.2				PWSA-IntervalReport.20211025010003-000002.csv;13022	Reads
US Gallons (us gal)	10/24/21 14:00:00	1164.2				PWSA-IntervalReport.20211024150003.csv;17641	Reads
US Gallons (us gal)	10/24/21 06:00:00	1157.8				PWSA-IntervalReport.20211024070003.csv;17458	Reads
US Gallons (us gal)	10/24/21 00:00:00	1157.8				PWSA-IntervalReport.20211024070003.csv;17458	Reads
US Gallons (us gal)	10/23/21 22:00:00	1157.3				PWSA-IntervalReport.20211024010003-000002.csv;12830	Reads
US Gallons (us gal)	10/23/21 14:00:00	1138.6				PWSA-IntervalReport.20211023150003.csv;17614	Reads
US Gallons (us gal)	10/23/21 06:00:00	1127.1				PWSA-IntervalReport.20211023070003.csv;17448	Reads
US Gallons (us gal)	10/23/21 00:00:00	1127.1				PWSA-IntervalReport.20211023070003.csv;17448	Reads
US Gallons (us gal)	10/22/21 22:00:00	1127.1				PWSA-IntervalReport.20211023010004-000002.csv;11872	Reads
US Gallons (us gal)	10/22/21 10:00:00	1108.9				PWSA-IntervalReport.20211022110002.csv;17120	Reads
US Gallons (us gal)	10/22/21 02:00:00	1108.5				PWSA-IntervalReport.20211022030003.csv;18039	Reads
US Gallons (us gal)	10/22/21 00:00:00	1108.5				PWSA-IntervalReport.20211022030003.csv;18039	Reads
US Gallons (us gal)	10/21/21 14:00:00	1100.7				PWSA-IntervalReport.20211021150003.csv;17426	Reads
US Gallons (us gal)	10/21/21 06:00:00	1087.4				PWSA-IntervalReport.20211021070002.csv;17106	Reads
US Gallons (us gal)	10/21/21 00:00:00	1087.4				PWSA-IntervalReport.20211021070002.csv;17106	Reads
US Gallons (us gal)	10/20/21 18:00:00	1083.3				PWSA-IntervalReport.20211020190003.csv;17511	Reads
US Gallons (us gal)	10/20/21 06:00:00	1068.9				PWSA-IntervalReport.20211020070003.csv;17558	Reads
US Gallons (us gal)	10/20/21 00:00:00	1068.9				PWSA-IntervalReport.20211020070003.csv;17558	Reads
US Gallons (us gal)	10/19/21 22:00:00	1068.7				PWSA-IntervalReport.20211020010003-000002.csv;14213	Reads
US Gallons (us gal)	10/19/21 14:00:00	1063.4				PWSA-IntervalReport.20211019150003.csv;17176	Reads
US Gallons (us gal)	10/19/21 06:00:00	1049.1				PWSA-IntervalReport.20211019070003.csv;17649	Reads

Metric	Time	Read	Quality	Bin	Flags	Source	Type
US Gallons (us gal)	10/19/21 00:00:00	1049.1				PWSA-IntervalReport.20211019070003.csv;17649	Reads
US Gallons (us gal)	10/18/21 14:00:00	1019.6				PWSA-IntervalReport.20211018150003-000001.csv;2196	Reads
US Gallons (us gal)	10/18/21 06:00:00	981.9				PWSA-IntervalReport.20211018070002.csv;17565	Reads
US Gallons (us gal)	10/18/21 00:00:00	981.9				PWSA-IntervalReport.20211018070002.csv;17565	Reads
US Gallons (us gal)	10/17/21 18:00:00	932.8				PWSA-IntervalReport.20211017190003.csv;17083	Reads
US Gallons (us gal)	10/17/21 10:00:00	871				PWSA-IntervalReport.20211017110003.csv;17212	Reads
US Gallons (us gal)	10/17/21 02:00:00	870				PWSA-IntervalReport.20211017030003.csv;17842	Reads
US Gallons (us gal)	10/17/21 00:00:00	870				PWSA-IntervalReport.20211017030003.csv;17842	Reads
US Gallons (us gal)	10/16/21 14:00:00	807.9				PWSA-IntervalReport.20211016150003.csv;17148	Reads
US Gallons (us gal)	10/16/21 02:00:00	799				PWSA-IntervalReport.20211016030002.csv;17636	Reads
US Gallons (us gal)	10/16/21 00:00:00	799				PWSA-IntervalReport.20211016030002.csv;17636	Reads
US Gallons (us gal)	10/15/21 18:00:00	794.9				PWSA-IntervalReport.20211015190002.csv;16957	Reads
US Gallons (us gal)	10/15/21 06:00:00	775.7				PWSA-IntervalReport.20211015070002.csv;17262	Reads
US Gallons (us gal)	10/15/21 00:00:00	775.7				PWSA-IntervalReport.20211015070002.csv;17262	Reads
US Gallons (us gal)	10/14/21 22:00:00	775.3				PWSA-IntervalReport.20211015010003-000002.csv;12540	Reads
US Gallons (us gal)	10/14/21 14:00:00	769.7				PWSA-IntervalReport.20211014150002.csv;17131	Reads
US Gallons (us gal)	10/14/21 06:00:00	752.9				PWSA-IntervalReport.20211014070003.csv;17386	Reads
US Gallons (us gal)	10/14/21 00:00:00	750				PWSA-IntervalReport.20211014070003.csv;17386	Reads

**PWSA Exhibit 5**  
**February 17, 2022 Bill and Usage Data**



Bill Date  
02/17/2022

Account Number  
5011728-1160584

# Billing Statement for TIRLOCHAN WALIA

Service Location: 100 DENNISTON ST #232

## Need Assistance?

Contact Center

412-255-2423 - Press Menu Option #5

Pay-By-Phone 24 hours a day / 7 days a week

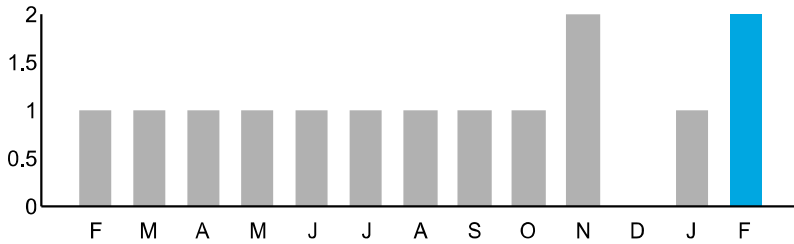
1-833-660-1366

## Billing Summary

PRIOR BALANCE <b>\$53.68</b>	-	PAYMENTS <b>\$53.68</b>	=	ACCOUNT BALANCE <b>\$0.00</b>	+	CURRENT CHARGES <b>\$86.69</b>	=	TOTAL BALANCE <b>\$86.69</b>
---------------------------------	---	----------------------------	---	----------------------------------	---	-----------------------------------	---	---------------------------------

## My Water Usage

Average Monthly Usage in 1,000 Gallons



**2,000**  
Total gallons used  
this period

**62**  
Average gallons used  
per day

2,000 Gallons / 32 Days = 62 Average Daily Gallons

## Customer Assistance Programs



Having difficulty paying your PWSA bill?

Call Dollar Energy Fund at  
1-866-762-2348 to see if you qualify for:

1. Relief from your fixed, monthly PWSA charges plus forgiveness on past due balances if you are on an active payment plan
2. A cash grant to help pay your past due charges
3. Protection from shut-off in winter months
4. Reimbursement for private side lead line replacement



1200 Penn Avenue, Pittsburgh, PA 15222

MAKE CHECK OR MONEY ORDER  
PAYABLE TO: PWSA

Account Number  
5011728-1160584

Due on  
03/09/2022

TOTAL BALANCE  
**\$86.69**

AMOUNT ENCLOSED

TIRLOCHAN WALIA  
100 DENNISTON ST APT 232  
PITTSBURGH PA 15206-4041



Thank you for being a valued customer.  
It is our pleasure to be of service to you and the community.

5011728116058403092022100000086696

## My Billing Details

Previous Balance	\$53.68
Payment - 02/03/2022 - Thank You	-\$53.68
Current Charges	\$86.69
<b>Total Due On or Before 03/09/2022</b>	<b>\$86.69</b>

<b>Current Charges</b>	<b>\$86.69</b>
PWSA	
Water Minimum	\$27.00
Water Consumption Charge	\$13.10
Wastewater Conveyance Minimum	\$8.09
Wastewater Conveyance	\$6.99
Distribution System Improvement Charge	\$2.76
Stormwater Fee: 0.4165 @ 5.96 per ERU	\$2.48

<b>Allegheny County Sanitary Authority</b>	
Charges billed on behalf of ALCOSAN	
Sewage Treatment	\$26.27

## My Meter Readings

<b>Meter #: 0021134648</b>	<b>Type: Residential</b>
Current:	5,000 02/14/2022 Actual
Previous:	3,000 01/13/2022 Actual
Usage:	2,000
Days of Service:	32



Did you know that you can pay your PWSA bill for free? Enroll in paperless billing, sign up for Zipcheck, or mail your bill coupon with payment to:

**The Pittsburgh Water and Sewer Authority**  
1200 Penn Avenue, Pittsburgh, PA 15222

**Pay-By-Phone**  
**1-833-660-1366** - 24 hours a day / 7 days a week

**Customer Service**  
**412-255-2423 (Press Option #5)** or info@pgh2o.com  
Monday through Friday from 8 AM to 6 PM

**24/7 Water/Sewer Emergency**  
**412-255-2423 (Press Option #1)**

**Customer Assistance Programs**  
If you are having difficulty paying your PWSA bill, call Dollar Energy Fund at 1-866-762-2348 to see if you qualify for our assistance programs. [pgh2o.com/CAP](http://pgh2o.com/CAP)

**Credits and Incentives**  
PWSA offers a stormwater credit and incentive program to encourage all customers to install stormwater solutions on their property. Doing so could reduce your bill while helping to control stormwater. [pgh2o.com/stormwater-fee](http://pgh2o.com/stormwater-fee)

**Please register any questions or complaints about your bill prior to the due date.** Visit [pgh2o.com](http://pgh2o.com) for more information or to view a current rate brochure.

PWSA bills on behalf of ALCOSAN for sewage treatment. ALCOSAN's rates are separate from PWSA. Their rates are set annually and the amount that they charge for sewage treatment is reflected in your bill from PWSA. If you have any questions regarding your ALCOSAN charges, please contact ALCOSAN at 412-766-6696.

**Per Section A.1.a of PWSA's Supplemental Service Conditions, "...unpaid water, wastewater and/or stormwater charges are a lien against the property."**

### PAY YOUR PITTSBURGH WATER AND SEWER AUTHORITY BILL WITH CASH AT PARTICIPATING STORES.

**Bring this barcode with you to make a payment.**  
*Payments are recognized immediately and are posted on the next business day.*

**Retailer Instructions:**

1. **SCAN** the customer's barcode.
2. The register will **PROMPT** you to enter an amount.
3. **ENTER** the amount the customer wants to pay.
4. **COLLECT** the desired cash amount (and fee, if applicable).
5. When the transaction is **COMPLETE** hand customer the receipt.



799366438020006371683195561494

By accepting or using this barcode to make a payment, you agree to the full terms and conditions, available at [vanilladirect.com/pay/terms](http://vanilladirect.com/pay/terms). After successful payment using this barcode, you may retrieve your full detailed e-receipt at [vanilladirect.com/pay/ereceipt](http://vanilladirect.com/pay/ereceipt).

For PWSA Customer Service, please call 412-255-2423 and press option 5.

powered by  
**KUBRAEZ-PAY**

A \$1.49 processing fee will be added.



Other convenient ways to pay:



**Make one time payments via [pgh2o.com](http://pgh2o.com).**



**Enroll in eBilling to go green, make fee free payments, and view bills and inserts via [pgh2o.com](http://pgh2o.com).**



**Make payment via telephone at 412-255-2423 and press option 2.**

**PLEASE MAIL TO BELOW ADDRESS.**



**THE PITTSBURGH WATER AND SEWER AUTHORITY**  
PO BOX 747055  
PITTSBURGH, PA 15274-7055

## Data export

DATE RANGE 01/14/2022 to 02/14/2022 - DEVICE 0021134648 - ACCOUNT 50117281160584 - RADIO 97953500 - PROCESSED DATE/TIME Mar 21, 2022 10:25:05 AM - UPLOADED DATE/TIME Mar 21, 2022 6:04:42 AM - CUSTOMER TIRLOCHAN WALIA - LOCATION 100 Denniston St #232 Pittsburgh PA 15206

Metric	Time	Read	Quality	Bin	Flags	Source	Type
US Gallons (us gal)	02/14/22 21:00:00	5036.2				PWSA-IntervalReport.20220214220002.csv;17690	Reads
US Gallons (us gal)	02/14/22 13:00:00	5023.1				PWSA-IntervalReport.20220214140003.csv;18096	Reads
US Gallons (us gal)	02/14/22 01:00:00	5017.2				PWSA-IntervalReport.20220214020003.csv;17619	Reads
US Gallons (us gal)	02/14/22 00:00:00	5017.2				PWSA-IntervalReport.20220214020003.csv;17619	Reads
US Gallons (us gal)	02/13/22 17:00:00	4921.5				PWSA-IntervalReport.20220213180047.csv;12573	Reads
US Gallons (us gal)	02/13/22 09:00:00	4904.6				PWSA-IntervalReport.20220213100003.csv;17747	Reads
US Gallons (us gal)	02/13/22 01:00:00	4904.6				PWSA-IntervalReport.20220213020003.csv;17173	Reads
US Gallons (us gal)	02/13/22 00:00:00	4904.6				PWSA-IntervalReport.20220213020003.csv;17173	Reads
US Gallons (us gal)	02/12/22 17:00:00	4902.5				PWSA-IntervalReport.20220212180004.csv;17896	Reads
US Gallons (us gal)	02/12/22 09:00:00	4886.3				PWSA-IntervalReport.20220212100003.csv;17806	Reads
US Gallons (us gal)	02/12/22 01:00:00	4886.3				PWSA-IntervalReport.20220212020004.csv;17008	Reads
US Gallons (us gal)	02/12/22 00:00:00	4886.3				PWSA-IntervalReport.20220212020004.csv;17008	Reads
US Gallons (us gal)	02/11/22 17:00:00	4884.6				PWSA-IntervalReport.20220211180003.csv;18037	Reads
US Gallons (us gal)	02/11/22 09:00:00	4871.8				PWSA-IntervalReport.20220211100004.csv;18350	Reads
US Gallons (us gal)	02/11/22 00:00:00	4871.8				PWSA-IntervalReport.20220211100004.csv;18350	Reads
US Gallons (us gal)	02/10/22 17:00:00	4870.2				PWSA-IntervalReport.20220210180003.csv;18002	Reads
US Gallons (us gal)	02/10/22 09:00:00	4852.3				PWSA-IntervalReport.20220210100003.csv;17924	Reads
US Gallons (us gal)	02/10/22 01:00:00	4852.3				PWSA-IntervalReport.20220210020003.csv;17471	Reads
US Gallons (us gal)	02/10/22 00:00:00	4852.3				PWSA-IntervalReport.20220210020003.csv;17471	Reads
US Gallons (us gal)	02/09/22 17:00:00	4846.9				PWSA-IntervalReport.20220209180004.csv;18238	Reads
US Gallons (us gal)	02/09/22 05:00:00	4833.3				PWSA-IntervalReport.20220209060004.csv;18144	Reads
US Gallons (us gal)	02/09/22 00:00:00	4833.3				PWSA-IntervalReport.20220209060004.csv;18144	Reads
US Gallons (us gal)	02/08/22 21:00:00	4833				PWSA-IntervalReport.20220208220003.csv;17675	Reads
US Gallons (us gal)	02/08/22 13:00:00	4827.6				PWSA-IntervalReport.20220208140004.csv;17932	Reads

Metric	Time	Read	Quality	Bin	Flags	Source	Type
US Gallons (us gal)	02/08/22 05:00:00	4815.7				PWSA-IntervalReport.20220208060003.csv;18593	Reads
US Gallons (us gal)	02/08/22 00:00:00	4815.6				PWSA-IntervalReport.20220208060003.csv;18593	Reads
US Gallons (us gal)	02/07/22 21:00:00	4815.3				PWSA-IntervalReport.20220207220003.csv;17765	Reads
US Gallons (us gal)	02/07/22 13:00:00	4809.9				PWSA-IntervalReport.20220207140003.csv;17996	Reads
US Gallons (us gal)	02/07/22 05:00:00	4797				PWSA-IntervalReport.20220207060003.csv;17860	Reads
US Gallons (us gal)	02/07/22 00:00:00	4797				PWSA-IntervalReport.20220207060003.csv;17860	Reads
US Gallons (us gal)	02/06/22 21:00:00	4796.6				PWSA-IntervalReport.20220206220003.csv;17555	Reads
US Gallons (us gal)	02/06/22 13:00:00	4734.3				PWSA-IntervalReport.20220206140003.csv;17923	Reads
US Gallons (us gal)	02/06/22 00:00:00	4728				PWSA-IntervalReport.20220206140003.csv;17923	Reads
US Gallons (us gal)	02/05/22 21:00:00	4727				PWSA-IntervalReport.20220205220003.csv;17665	Reads
US Gallons (us gal)	02/05/22 13:00:00	4712.8				PWSA-IntervalReport.20220205140003.csv;17946	Reads
US Gallons (us gal)	02/05/22 05:00:00	4707.5				PWSA-IntervalReport.20220205060003.csv;18961	Reads
US Gallons (us gal)	02/05/22 00:00:00	4707.5				PWSA-IntervalReport.20220205060003.csv;18961	Reads
US Gallons (us gal)	02/04/22 21:00:00	4706.6				PWSA-IntervalReport.20220204220003.csv;17831	Reads
US Gallons (us gal)	02/04/22 13:00:00	4701.3				PWSA-IntervalReport.20220204140003.csv;17737	Reads
US Gallons (us gal)	02/04/22 05:00:00	4688.5				PWSA-IntervalReport.20220204060003.csv;17679	Reads
US Gallons (us gal)	02/04/22 00:00:00	4688.5				PWSA-IntervalReport.20220204060003.csv;17679	Reads
US Gallons (us gal)	02/03/22 21:00:00	4688.2				PWSA-IntervalReport.20220203220003.csv;17524	Reads
US Gallons (us gal)	02/03/22 13:00:00	4682.2				PWSA-IntervalReport.20220203140003.csv;17593	Reads
US Gallons (us gal)	02/03/22 05:00:00	4669				PWSA-IntervalReport.20220203060003.csv;17902	Reads
US Gallons (us gal)	02/03/22 00:00:00	4669				PWSA-IntervalReport.20220203060003.csv;17902	Reads
US Gallons (us gal)	02/02/22 17:00:00	4662.1				PWSA-IntervalReport.20220202180003.csv;17923	Reads
US Gallons (us gal)	02/02/22 09:00:00	4606.2				PWSA-IntervalReport.20220202100003.csv;17806	Reads
US Gallons (us gal)	02/02/22 01:00:00	4606				PWSA-IntervalReport.20220202020003.csv;17039	Reads
US Gallons (us gal)	02/02/22 00:00:00	4606				PWSA-IntervalReport.20220202020003.csv;17039	Reads
US Gallons (us gal)	02/01/22 17:00:00	4604.4				PWSA-IntervalReport.20220201180003.csv;18229	Reads
US Gallons (us gal)	02/01/22 05:00:00	4591.1				PWSA-IntervalReport.20220201060003.csv;18392	Reads

Metric	Time	Read	Quality	Bin	Flags	Source	Type
US Gallons (us gal)	02/01/22 00:00:00	4591.1				PWSA-IntervalReport.20220201060003.csv;18392	Reads
US Gallons (us gal)	01/31/22 21:00:00	4590.7				PWSA-IntervalReport.20220131220003.csv;17742	Reads
US Gallons (us gal)	01/31/22 13:00:00	4582				PWSA-IntervalReport.20220131140003.csv;17878	Reads
US Gallons (us gal)	01/31/22 05:00:00	4572.3				PWSA-IntervalReport.20220131060003.csv;17803	Reads
US Gallons (us gal)	01/31/22 00:00:00	4572.2				PWSA-IntervalReport.20220131060003.csv;17803	Reads
US Gallons (us gal)	01/30/22 21:00:00	4568.2				PWSA-IntervalReport.20220130220003.csv;17626	Reads
US Gallons (us gal)	01/30/22 09:00:00	4497.2				PWSA-IntervalReport.20220130100003.csv;17657	Reads
US Gallons (us gal)	01/30/22 01:00:00	4496.4				PWSA-IntervalReport.20220130020003.csv;17082	Reads
US Gallons (us gal)	01/30/22 00:00:00	4496.4				PWSA-IntervalReport.20220130020003.csv;17082	Reads
US Gallons (us gal)	01/29/22 17:00:00	4494.7				PWSA-IntervalReport.20220129180003.csv;17992	Reads
US Gallons (us gal)	01/29/22 09:00:00	4477.5				PWSA-IntervalReport.20220129100003.csv;18201	Reads
US Gallons (us gal)	01/29/22 01:00:00	4476.9				PWSA-IntervalReport.20220129020003.csv;17373	Reads
US Gallons (us gal)	01/29/22 00:00:00	4476.9				PWSA-IntervalReport.20220129020003.csv;17373	Reads
US Gallons (us gal)	01/28/22 17:00:00	4472.4				PWSA-IntervalReport.20220128180003.csv;18223	Reads
US Gallons (us gal)	01/28/22 09:00:00	4459.5				PWSA-IntervalReport.20220128100004.csv;17894	Reads
US Gallons (us gal)	01/28/22 01:00:00	4459				PWSA-IntervalReport.20220128020003.csv;17186	Reads
US Gallons (us gal)	01/28/22 00:00:00	4459				PWSA-IntervalReport.20220128020003.csv;17186	Reads
US Gallons (us gal)	01/27/22 17:00:00	4453.8				PWSA-IntervalReport.20220127180003.csv;17739	Reads
US Gallons (us gal)	01/27/22 09:00:00	4437.5				PWSA-IntervalReport.20220127100004.csv;17902	Reads
US Gallons (us gal)	01/27/22 01:00:00	4437				PWSA-IntervalReport.20220127020003.csv;17222	Reads
US Gallons (us gal)	01/27/22 00:00:00	4437				PWSA-IntervalReport.20220127020003.csv;17222	Reads
US Gallons (us gal)	01/26/22 17:00:00	4431.7				PWSA-IntervalReport.20220126180003.csv;18536	Reads
US Gallons (us gal)	01/26/22 09:00:00	4419.3				PWSA-IntervalReport.20220126100003.csv;17894	Reads
US Gallons (us gal)	01/26/22 01:00:00	4418.6				PWSA-IntervalReport.20220126020002.csv;17488	Reads
US Gallons (us gal)	01/26/22 00:00:00	4418.6				PWSA-IntervalReport.20220126020002.csv;17488	Reads
US Gallons (us gal)	01/25/22 17:00:00	4413.7				PWSA-IntervalReport.20220125180003.csv;17976	Reads
US Gallons (us gal)	01/25/22 09:00:00	4400.2				PWSA-IntervalReport.20220125110003-000001.csv;12981	Reads

Metric	Time	Read	Quality	Bin	Flags	Source	Type
US Gallons (us gal)	01/25/22 01:00:00	4400				PWSA-IntervalReport.20220125020002.csv;16279	Reads
US Gallons (us gal)	01/25/22 00:00:00	4400				PWSA-IntervalReport.20220125020002.csv;16279	Reads
US Gallons (us gal)	01/24/22 17:00:00	4394.3				PWSA-IntervalReport.20220124180002.csv;16970	Reads
US Gallons (us gal)	01/24/22 09:00:00	4381.2				PWSA-IntervalReport.20220124100004.csv;17195	Reads
US Gallons (us gal)	01/24/22 01:00:00	4380.6				PWSA-IntervalReport.20220124020003.csv;16376	Reads
US Gallons (us gal)	01/24/22 00:00:00	4380.6				PWSA-IntervalReport.20220124020003.csv;16376	Reads
US Gallons (us gal)	01/23/22 17:00:00	4330.3				PWSA-IntervalReport.20220123180003.csv;16929	Reads
US Gallons (us gal)	01/23/22 09:00:00	4312				PWSA-IntervalReport.20220123100003.csv;17250	Reads
US Gallons (us gal)	01/23/22 01:00:00	4312				PWSA-IntervalReport.20220123020003.csv;15838	Reads
US Gallons (us gal)	01/23/22 00:00:00	4312				PWSA-IntervalReport.20220123020003.csv;15838	Reads
US Gallons (us gal)	01/22/22 17:00:00	4306.4				PWSA-IntervalReport.20220122180003.csv;17730	Reads
US Gallons (us gal)	01/22/22 09:00:00	4291.1				PWSA-IntervalReport.20220122100003.csv;17359	Reads
US Gallons (us gal)	01/22/22 01:00:00	4291				PWSA-IntervalReport.20220122020004.csv;16946	Reads
US Gallons (us gal)	01/22/22 00:00:00	4291				PWSA-IntervalReport.20220122020004.csv;16946	Reads
US Gallons (us gal)	01/21/22 17:00:00	4286.5				PWSA-IntervalReport.20220121180003.csv;17138	Reads
US Gallons (us gal)	01/21/22 05:00:00	4272				PWSA-IntervalReport.20220121060004.csv;17201	Reads
US Gallons (us gal)	01/21/22 00:00:00	4272				PWSA-IntervalReport.20220121060004.csv;17201	Reads
US Gallons (us gal)	01/20/22 21:00:00	4268.3				PWSA-IntervalReport.20220120220003.csv;17064	Reads
US Gallons (us gal)	01/20/22 13:00:00	4265.7				PWSA-IntervalReport.20220120140003.csv;17071	Reads
US Gallons (us gal)	01/20/22 05:00:00	4254				PWSA-IntervalReport.20220120060003.csv;17773	Reads
US Gallons (us gal)	01/20/22 00:00:00	4254				PWSA-IntervalReport.20220120060003.csv;17773	Reads
US Gallons (us gal)	01/19/22 21:00:00	4250.4				PWSA-IntervalReport.20220119220003.csv;16697	Reads
US Gallons (us gal)	01/19/22 13:00:00	4248				PWSA-IntervalReport.20220119140003.csv;16835	Reads
US Gallons (us gal)	01/19/22 05:00:00	4235.8				PWSA-IntervalReport.20220119060003.csv;16829	Reads
US Gallons (us gal)	01/19/22 00:00:00	4235.8				PWSA-IntervalReport.20220119060003.csv;16829	Reads
US Gallons (us gal)	01/18/22 21:00:00	4235.7				PWSA-IntervalReport.20220118220003.csv;16623	Reads
US Gallons (us gal)	01/18/22 13:00:00	4187.7				PWSA-IntervalReport.20220118140004.csv;16945	Reads

Metric	Time	Read	Quality	Bin	Flags	Source	Type
US Gallons (us gal)	01/18/22 05:00:00	4175.3				PWSA-IntervalReport.20220118060004.csv;16724	Reads
US Gallons (us gal)	01/18/22 00:00:00	4175.3				PWSA-IntervalReport.20220118060004.csv;16724	Reads
US Gallons (us gal)	01/17/22 21:00:00	4174.8				PWSA-IntervalReport.20220117220003.csv;16875	Reads
US Gallons (us gal)	01/17/22 13:00:00	4158				PWSA-IntervalReport.20220117140003.csv;17381	Reads
US Gallons (us gal)	01/17/22 05:00:00	4152.9				PWSA-IntervalReport.20220117060003.csv;17104	Reads
US Gallons (us gal)	01/17/22 00:00:00	4152.9				PWSA-IntervalReport.20220117060003.csv;17104	Reads
US Gallons (us gal)	01/16/22 21:00:00	4145.9				PWSA-IntervalReport.20220116220003.csv;17041	Reads
US Gallons (us gal)	01/16/22 01:00:00	4037.6				PWSA-IntervalReport.20220116020003.csv;16575	Reads
US Gallons (us gal)	01/16/22 00:00:00	4037.6				PWSA-IntervalReport.20220116020003.csv;16575	Reads
US Gallons (us gal)	01/15/22 17:00:00	4036.2				PWSA-IntervalReport.20220115180003.csv;17011	Reads
US Gallons (us gal)	01/15/22 09:00:00	4020.2				PWSA-IntervalReport.20220115100003.csv;17190	Reads
US Gallons (us gal)	01/15/22 01:00:00	4019.5				PWSA-IntervalReport.20220115020002.csv;16679	Reads
US Gallons (us gal)	01/15/22 00:00:00	4019.5				PWSA-IntervalReport.20220115020002.csv;16679	Reads
US Gallons (us gal)	01/14/22 17:00:00	4014.3				PWSA-IntervalReport.20220114180002.csv;17079	Reads
US Gallons (us gal)	01/14/22 05:00:00	4000.4				PWSA-IntervalReport.20220114060002.csv;17033	Reads
US Gallons (us gal)	01/14/22 00:00:00	4000.4				PWSA-IntervalReport.20220114060002.csv;17033	Reads

**PWSA Exhibit 6  
Meter Readings –  
110 Denniston Street, Unit #232**

DEVICE 0021134648  
 ACCOUNT 50117281119570  
 RADIO 97953500  
 CUSTOMER TIRLOCHAN WALIA  
 LOCATION 100 Denniston St #232 Pittsburgh PA 15206  
 PROCESSED DATE/TIME Aug 29, 2022 7:01:06 AM  
 UPLOADED DATE/TIME Aug 29, 2022 12:50:44 AM

Metric	Time	Read	Type
US Gallons (us gal)	08/29/22 06:00:00	11243.3	Reads
US Gallons (us gal)	08/29/22 02:00:00	11243.3	Reads
US Gallons (us gal)	08/29/22 00:00:00	11243.3	Reads
US Gallons (us gal)	08/28/22 22:00:00	11243.1	Reads
US Gallons (us gal)	08/28/22 14:00:00	11136.7	Reads
US Gallons (us gal)	08/28/22 02:00:00	11131.3	Reads
US Gallons (us gal)	08/28/22 00:00:00	11131.3	Reads
US Gallons (us gal)	08/27/22 18:00:00	11130.6	Reads
US Gallons (us gal)	08/27/22 14:00:00	11115.5	Reads
US Gallons (us gal)	08/27/22 10:00:00	11109.7	Reads
US Gallons (us gal)	08/27/22 06:00:00	11108.6	Reads
US Gallons (us gal)	08/27/22 00:00:00	11108.6	Reads
US Gallons (us gal)	08/26/22 22:00:00	11108.4	Reads
US Gallons (us gal)	08/26/22 18:00:00	11104.9	Reads
US Gallons (us gal)	08/26/22 14:00:00	11102.7	Reads
US Gallons (us gal)	08/26/22 10:00:00	11086.3	Reads
US Gallons (us gal)	08/26/22 06:00:00	11085.6	Reads
US Gallons (us gal)	08/26/22 02:00:00	11085.6	Reads
US Gallons (us gal)	08/26/22 00:00:00	11085.6	Reads
US Gallons (us gal)	08/25/22 22:00:00	11085.4	Reads
US Gallons (us gal)	08/25/22 18:00:00	11081.4	Reads
US Gallons (us gal)	08/25/22 14:00:00	11079.9	Reads
US Gallons (us gal)	08/25/22 10:00:00	11066.6	Reads
US Gallons (us gal)	08/25/22 00:00:00	11066.6	Reads
US Gallons (us gal)	08/24/22 22:00:00	11065.8	Reads
US Gallons (us gal)	08/24/22 18:00:00	11061.8	Reads
US Gallons (us gal)	08/24/22 14:00:00	11060.5	Reads
US Gallons (us gal)	08/24/22 06:00:00	11047.1	Reads
US Gallons (us gal)	08/24/22 02:00:00	11047.1	Reads
US Gallons (us gal)	08/24/22 00:00:00	11047.1	Reads
US Gallons (us gal)	08/23/22 22:00:00	11047	Reads
US Gallons (us gal)	08/23/22 18:00:00	11043.3	Reads
US Gallons (us gal)	08/23/22 10:00:00	11032	Reads
US Gallons (us gal)	08/23/22 06:00:00	11027.7	Reads
US Gallons (us gal)	08/23/22 02:00:00	11027.7	Reads
US Gallons (us gal)	08/23/22 00:00:00	11027.7	Reads
US Gallons (us gal)	08/22/22 22:00:00	11027.6	Reads

US Gallons (us gal)	08/22/22 18:00:00	11023.8 Reads
US Gallons (us gal)	08/22/22 14:00:00	11022.6 Reads
US Gallons (us gal)	08/22/22 10:00:00	11011.2 Reads
US Gallons (us gal)	08/22/22 06:00:00	11010.6 Reads
US Gallons (us gal)	08/22/22 02:00:00	11010.6 Reads
US Gallons (us gal)	08/22/22 00:00:00	11010.6 Reads
US Gallons (us gal)	08/21/22 22:00:00	11010.5 Reads
US Gallons (us gal)	08/21/22 14:00:00	10947.4 Reads
US Gallons (us gal)	08/21/22 10:00:00	10940.5 Reads
US Gallons (us gal)	08/21/22 06:00:00	10939.8 Reads
US Gallons (us gal)	08/21/22 00:00:00	10939.8 Reads
US Gallons (us gal)	08/20/22 22:00:00	10936.3 Reads
US Gallons (us gal)	08/20/22 18:00:00	10935.5 Reads
US Gallons (us gal)	08/20/22 14:00:00	10924.4 Reads
US Gallons (us gal)	08/20/22 02:00:00	10917.8 Reads
US Gallons (us gal)	08/20/22 00:00:00	10917.8 Reads
US Gallons (us gal)	08/19/22 22:00:00	10917.7 Reads
US Gallons (us gal)	08/19/22 14:00:00	10912 Reads
US Gallons (us gal)	08/19/22 06:00:00	10893.4 Reads
US Gallons (us gal)	08/19/22 02:00:00	10893.4 Reads
US Gallons (us gal)	08/19/22 00:00:00	10893.4 Reads
US Gallons (us gal)	08/18/22 22:00:00	10889.7 Reads
US Gallons (us gal)	08/18/22 18:00:00	10889 Reads
US Gallons (us gal)	08/18/22 14:00:00	10888.1 Reads
US Gallons (us gal)	08/18/22 10:00:00	10878 Reads
US Gallons (us gal)	08/18/22 06:00:00	10873.7 Reads
US Gallons (us gal)	08/18/22 02:00:00	10873.7 Reads
US Gallons (us gal)	08/18/22 00:00:00	10873.7 Reads
US Gallons (us gal)	08/17/22 22:00:00	10873.6 Reads
US Gallons (us gal)	08/17/22 06:00:00	10855 Reads
US Gallons (us gal)	08/17/22 02:00:00	10855 Reads
US Gallons (us gal)	08/17/22 00:00:00	10855 Reads
US Gallons (us gal)	08/16/22 22:00:00	10855 Reads
US Gallons (us gal)	08/16/22 10:00:00	10836.2 Reads
US Gallons (us gal)	08/16/22 00:00:00	10836.2 Reads
US Gallons (us gal)	08/15/22 22:00:00	10835.4 Reads
US Gallons (us gal)	08/15/22 18:00:00	10831.2 Reads
US Gallons (us gal)	08/15/22 14:00:00	10830.2 Reads
US Gallons (us gal)	08/15/22 10:00:00	10817 Reads
US Gallons (us gal)	08/15/22 06:00:00	10816.4 Reads
US Gallons (us gal)	08/15/22 02:00:00	10816.4 Reads
US Gallons (us gal)	08/15/22 00:00:00	10816.4 Reads
US Gallons (us gal)	08/14/22 22:00:00	10816.4 Reads
US Gallons (us gal)	08/14/22 18:00:00	10785.9 Reads
US Gallons (us gal)	08/14/22 14:00:00	10706.4 Reads
US Gallons (us gal)	08/14/22 00:00:00	10706.4 Reads
US Gallons (us gal)	08/13/22 14:00:00	10682.1 Reads

US Gallons (us gal)	08/13/22 06:00:00	10675.8 Reads
US Gallons (us gal)	08/13/22 02:00:00	10675.8 Reads
US Gallons (us gal)	08/13/22 00:00:00	10675.8 Reads
US Gallons (us gal)	08/12/22 22:00:00	10675.6 Reads
US Gallons (us gal)	08/12/22 18:00:00	10670.9 Reads
US Gallons (us gal)	08/12/22 10:00:00	10656.7 Reads
US Gallons (us gal)	08/12/22 06:00:00	10656 Reads
US Gallons (us gal)	08/12/22 02:00:00	10656 Reads
US Gallons (us gal)	08/12/22 00:00:00	10656 Reads
US Gallons (us gal)	08/11/22 22:00:00	10655.9 Reads
US Gallons (us gal)	08/11/22 18:00:00	10652.2 Reads
US Gallons (us gal)	08/11/22 14:00:00	10651.2 Reads
US Gallons (us gal)	08/11/22 10:00:00	10638.3 Reads
US Gallons (us gal)	08/11/22 06:00:00	10637.6 Reads
US Gallons (us gal)	08/11/22 00:00:00	10637.6 Reads
US Gallons (us gal)	08/10/22 22:00:00	10637.6 Reads
US Gallons (us gal)	08/10/22 18:00:00	10633.6 Reads
US Gallons (us gal)	08/10/22 14:00:00	10632.4 Reads
US Gallons (us gal)	08/10/22 06:00:00	10618.8 Reads
US Gallons (us gal)	08/10/22 02:00:00	10618.8 Reads
US Gallons (us gal)	08/10/22 00:00:00	10618.8 Reads
US Gallons (us gal)	08/09/22 14:00:00	10612.1 Reads
US Gallons (us gal)	08/09/22 10:00:00	10602.9 Reads
US Gallons (us gal)	08/09/22 02:00:00	10598.3 Reads
US Gallons (us gal)	08/09/22 00:00:00	10598.3 Reads
US Gallons (us gal)	08/08/22 22:00:00	10598.3 Reads
US Gallons (us gal)	08/08/22 18:00:00	10594.5 Reads
US Gallons (us gal)	08/08/22 06:00:00	10580.3 Reads
US Gallons (us gal)	08/08/22 02:00:00	10580.3 Reads
US Gallons (us gal)	08/08/22 00:00:00	10580.3 Reads
US Gallons (us gal)	08/07/22 22:00:00	10576.8 Reads
US Gallons (us gal)	08/07/22 18:00:00	10527.4 Reads
US Gallons (us gal)	08/07/22 10:00:00	10507.5 Reads
US Gallons (us gal)	08/07/22 06:00:00	10503.3 Reads
US Gallons (us gal)	08/07/22 02:00:00	10503.3 Reads
US Gallons (us gal)	08/07/22 00:00:00	10503.3 Reads
US Gallons (us gal)	08/06/22 22:00:00	10503.1 Reads
US Gallons (us gal)	08/06/22 18:00:00	10501.6 Reads
US Gallons (us gal)	08/06/22 10:00:00	10482.1 Reads
US Gallons (us gal)	08/06/22 06:00:00	10481.2 Reads
US Gallons (us gal)	08/06/22 02:00:00	10481.2 Reads
US Gallons (us gal)	08/06/22 00:00:00	10481.2 Reads
US Gallons (us gal)	08/05/22 22:00:00	10481.1 Reads
US Gallons (us gal)	08/05/22 18:00:00	10477.2 Reads
US Gallons (us gal)	08/05/22 14:00:00	10475.9 Reads
US Gallons (us gal)	08/05/22 06:00:00	10461 Reads
US Gallons (us gal)	08/05/22 02:00:00	10461 Reads

US Gallons (us gal)	08/05/22 00:00:00	10461 Reads
US Gallons (us gal)	08/04/22 18:00:00	10456.5 Reads
US Gallons (us gal)	08/04/22 14:00:00	10454.3 Reads
US Gallons (us gal)	08/04/22 10:00:00	10453.4 Reads
US Gallons (us gal)	08/04/22 06:00:00	10440.2 Reads
US Gallons (us gal)	08/04/22 02:00:00	10440.2 Reads
US Gallons (us gal)	08/04/22 00:00:00	10440.2 Reads
US Gallons (us gal)	08/03/22 22:00:00	10440.1 Reads
US Gallons (us gal)	08/03/22 14:00:00	10434.2 Reads
US Gallons (us gal)	08/03/22 10:00:00	10420.7 Reads
US Gallons (us gal)	08/03/22 02:00:00	10419.8 Reads
US Gallons (us gal)	08/03/22 00:00:00	10419.8 Reads
US Gallons (us gal)	08/02/22 14:00:00	10414.4 Reads
US Gallons (us gal)	08/02/22 06:00:00	10400.6 Reads
US Gallons (us gal)	08/02/22 00:00:00	10400.6 Reads
US Gallons (us gal)	08/01/22 22:00:00	10400.5 Reads
US Gallons (us gal)	08/01/22 14:00:00	10395 Reads
US Gallons (us gal)	08/01/22 06:00:00	10381.7 Reads
US Gallons (us gal)	08/01/22 02:00:00	10381.7 Reads
US Gallons (us gal)	08/01/22 00:00:00	10381.7 Reads
US Gallons (us gal)	07/31/22 22:00:00	10381.6 Reads
US Gallons (us gal)	07/31/22 18:00:00	10327.2 Reads
US Gallons (us gal)	07/31/22 14:00:00	10273.5 Reads
US Gallons (us gal)	07/31/22 10:00:00	10267.8 Reads
US Gallons (us gal)	07/31/22 06:00:00	10263 Reads
US Gallons (us gal)	07/31/22 02:00:00	10263 Reads
US Gallons (us gal)	07/31/22 00:00:00	10263 Reads
US Gallons (us gal)	07/30/22 22:00:00	10262.9 Reads
US Gallons (us gal)	07/30/22 18:00:00	10262.3 Reads
US Gallons (us gal)	07/30/22 14:00:00	10248.3 Reads
US Gallons (us gal)	07/30/22 10:00:00	10243.1 Reads
US Gallons (us gal)	07/30/22 06:00:00	10242 Reads
US Gallons (us gal)	07/30/22 02:00:00	10242 Reads
US Gallons (us gal)	07/30/22 00:00:00	10242 Reads
US Gallons (us gal)	07/29/22 22:00:00	10238.6 Reads
US Gallons (us gal)	07/29/22 18:00:00	10237.7 Reads
US Gallons (us gal)	07/29/22 10:00:00	10228 Reads
US Gallons (us gal)	07/29/22 02:00:00	10223.7 Reads
US Gallons (us gal)	07/29/22 00:00:00	10223.7 Reads
US Gallons (us gal)	07/28/22 22:00:00	10223.6 Reads
US Gallons (us gal)	07/28/22 02:00:00	10203.3 Reads
US Gallons (us gal)	07/28/22 00:00:00	10203.3 Reads
US Gallons (us gal)	07/27/22 22:00:00	10203.2 Reads
US Gallons (us gal)	07/27/22 18:00:00	10202.2 Reads
US Gallons (us gal)	07/27/22 14:00:00	10196.8 Reads
US Gallons (us gal)	07/27/22 06:00:00	10177.9 Reads
US Gallons (us gal)	07/27/22 02:00:00	10177.9 Reads

US Gallons (us gal)	07/27/22 00:00:00	10177.9 Reads
US Gallons (us gal)	07/26/22 22:00:00	10177.7 Reads
US Gallons (us gal)	07/26/22 18:00:00	10177.5 Reads
US Gallons (us gal)	07/26/22 14:00:00	10175.6 Reads
US Gallons (us gal)	07/26/22 10:00:00	10166.4 Reads
US Gallons (us gal)	07/26/22 02:00:00	10162 Reads
US Gallons (us gal)	07/26/22 00:00:00	10162 Reads
US Gallons (us gal)	07/25/22 22:00:00	10158.6 Reads
US Gallons (us gal)	07/25/22 02:00:00	10143 Reads
US Gallons (us gal)	07/25/22 00:00:00	10143 Reads
US Gallons (us gal)	07/24/22 18:00:00	10093.4 Reads
US Gallons (us gal)	07/24/22 14:00:00	10082.7 Reads
US Gallons (us gal)	07/24/22 06:00:00	10076.5 Reads
US Gallons (us gal)	07/24/22 02:00:00	10076.5 Reads
US Gallons (us gal)	07/24/22 00:00:00	10076.5 Reads
US Gallons (us gal)	07/23/22 22:00:00	10076.3 Reads
US Gallons (us gal)	07/23/22 10:00:00	10059 Reads
US Gallons (us gal)	07/23/22 02:00:00	10054.2 Reads
US Gallons (us gal)	07/23/22 00:00:00	10054.2 Reads
US Gallons (us gal)	07/22/22 22:00:00	10050.7 Reads
US Gallons (us gal)	07/22/22 18:00:00	10050.1 Reads
US Gallons (us gal)	07/22/22 14:00:00	10048.8 Reads
US Gallons (us gal)	07/22/22 10:00:00	10036.5 Reads
US Gallons (us gal)	07/22/22 06:00:00	10035.8 Reads
US Gallons (us gal)	07/22/22 02:00:00	10035.8 Reads
US Gallons (us gal)	07/22/22 00:00:00	10035.8 Reads
US Gallons (us gal)	07/21/22 22:00:00	10035.8 Reads
US Gallons (us gal)	07/21/22 18:00:00	10032.1 Reads
US Gallons (us gal)	07/21/22 10:00:00	10021 Reads
US Gallons (us gal)	07/21/22 00:00:00	10020 Reads
US Gallons (us gal)	07/20/22 22:00:00	10013 Reads
US Gallons (us gal)	07/20/22 18:00:00	10012.7 Reads
US Gallons (us gal)	07/20/22 14:00:00	10010.1 Reads
US Gallons (us gal)	07/20/22 10:00:00	9995.8 Reads
US Gallons (us gal)	07/20/22 06:00:00	9995.6 Reads
US Gallons (us gal)	07/20/22 02:00:00	9995.6 Reads
US Gallons (us gal)	07/20/22 00:00:00	9995.6 Reads
US Gallons (us gal)	07/19/22 22:00:00	9995.5 Reads
US Gallons (us gal)	07/19/22 18:00:00	9990.8 Reads
US Gallons (us gal)	07/19/22 10:00:00	9977.4 Reads
US Gallons (us gal)	07/19/22 06:00:00	9976.4 Reads
US Gallons (us gal)	07/19/22 02:00:00	9976.4 Reads
US Gallons (us gal)	07/19/22 00:00:00	9976.4 Reads
US Gallons (us gal)	07/18/22 22:00:00	9976.3 Reads
US Gallons (us gal)	07/18/22 18:00:00	9975.9 Reads
US Gallons (us gal)	07/18/22 14:00:00	9971 Reads
US Gallons (us gal)	07/18/22 10:00:00	9961.3 Reads

US Gallons (us gal)	07/18/22 06:00:00	9956.9 Reads
US Gallons (us gal)	07/18/22 00:00:00	9956.9 Reads
US Gallons (us gal)	07/17/22 18:00:00	9862.4 Reads
US Gallons (us gal)	07/17/22 14:00:00	9846.9 Reads
US Gallons (us gal)	07/17/22 06:00:00	9840.7 Reads
US Gallons (us gal)	07/17/22 00:00:00	9840.7 Reads
US Gallons (us gal)	07/16/22 22:00:00	9840.6 Reads
US Gallons (us gal)	07/16/22 18:00:00	9838.4 Reads
US Gallons (us gal)	07/16/22 14:00:00	9822.2 Reads
US Gallons (us gal)	07/16/22 10:00:00	9817.1 Reads
US Gallons (us gal)	07/16/22 06:00:00	9816.1 Reads
US Gallons (us gal)	07/16/22 00:00:00	9816.1 Reads
US Gallons (us gal)	07/15/22 22:00:00	9812.3 Reads
US Gallons (us gal)	07/15/22 18:00:00	9812 Reads
US Gallons (us gal)	07/15/22 14:00:00	9810.1 Reads
US Gallons (us gal)	07/15/22 06:00:00	9796.6 Reads
US Gallons (us gal)	07/15/22 02:00:00	9796.6 Reads
US Gallons (us gal)	07/15/22 00:00:00	9796.6 Reads
US Gallons (us gal)	07/14/22 22:00:00	9793 Reads
US Gallons (us gal)	07/14/22 18:00:00	9792.2 Reads
US Gallons (us gal)	07/14/22 10:00:00	9778.7 Reads
US Gallons (us gal)	07/14/22 06:00:00	9777.9 Reads
US Gallons (us gal)	07/14/22 02:00:00	9777.9 Reads
US Gallons (us gal)	07/14/22 00:00:00	9777.9 Reads
US Gallons (us gal)	07/13/22 22:00:00	9777.7 Reads
US Gallons (us gal)	07/13/22 18:00:00	9774.1 Reads
US Gallons (us gal)	07/13/22 14:00:00	9772.2 Reads
US Gallons (us gal)	07/13/22 10:00:00	9759.5 Reads
US Gallons (us gal)	07/13/22 02:00:00	9758.8 Reads
US Gallons (us gal)	07/13/22 00:00:00	9758.8 Reads
US Gallons (us gal)	07/12/22 22:00:00	9755.4 Reads
US Gallons (us gal)	07/12/22 18:00:00	9754.9 Reads
US Gallons (us gal)	07/12/22 14:00:00	9754 Reads
US Gallons (us gal)	07/12/22 10:00:00	9740.8 Reads
US Gallons (us gal)	07/12/22 06:00:00	9740 Reads
US Gallons (us gal)	07/12/22 02:00:00	9740 Reads
US Gallons (us gal)	07/12/22 00:00:00	9740 Reads
US Gallons (us gal)	07/11/22 22:00:00	9739.9 Reads
US Gallons (us gal)	07/11/22 18:00:00	9735.8 Reads
US Gallons (us gal)	07/11/22 10:00:00	9721.9 Reads
US Gallons (us gal)	07/11/22 00:00:00	9721.9 Reads
US Gallons (us gal)	07/10/22 22:00:00	9721.1 Reads
US Gallons (us gal)	07/10/22 18:00:00	9671.2 Reads
US Gallons (us gal)	07/10/22 14:00:00	9657.5 Reads
US Gallons (us gal)	07/10/22 10:00:00	9651.6 Reads
US Gallons (us gal)	07/10/22 06:00:00	9651.6 Reads
US Gallons (us gal)	07/10/22 02:00:00	9651.6 Reads

US Gallons (us gal)	07/10/22 00:00:00	9651.6 Reads
US Gallons (us gal)	07/09/22 18:00:00	9651.1 Reads
US Gallons (us gal)	07/09/22 14:00:00	9638.4 Reads
US Gallons (us gal)	07/09/22 00:00:00	9638.4 Reads
US Gallons (us gal)	07/08/22 22:00:00	9631.2 Reads
US Gallons (us gal)	07/08/22 18:00:00	9627.6 Reads
US Gallons (us gal)	07/08/22 14:00:00	9626.3 Reads
US Gallons (us gal)	07/08/22 10:00:00	9612.9 Reads
US Gallons (us gal)	07/08/22 06:00:00	9612.5 Reads
US Gallons (us gal)	07/08/22 02:00:00	9612.5 Reads
US Gallons (us gal)	07/08/22 00:00:00	9612.5 Reads
US Gallons (us gal)	07/07/22 22:00:00	9612.4 Reads
US Gallons (us gal)	07/07/22 18:00:00	9608.6 Reads
US Gallons (us gal)	07/07/22 14:00:00	9607.2 Reads
US Gallons (us gal)	07/07/22 10:00:00	9594.7 Reads
US Gallons (us gal)	07/07/22 02:00:00	9593.9 Reads
US Gallons (us gal)	07/07/22 00:00:00	9593.9 Reads
US Gallons (us gal)	07/06/22 22:00:00	9593.8 Reads
US Gallons (us gal)	07/06/22 18:00:00	9593.5 Reads
US Gallons (us gal)	07/06/22 14:00:00	9590 Reads
US Gallons (us gal)	07/06/22 10:00:00	9575.1 Reads
US Gallons (us gal)	07/06/22 06:00:00	9570.6 Reads
US Gallons (us gal)	07/06/22 02:00:00	9570.6 Reads
US Gallons (us gal)	07/06/22 00:00:00	9570.6 Reads
US Gallons (us gal)	07/05/22 22:00:00	9567.1 Reads
US Gallons (us gal)	07/05/22 14:00:00	9565.2 Reads
US Gallons (us gal)	07/05/22 10:00:00	9552.2 Reads
US Gallons (us gal)	07/05/22 06:00:00	9547.8 Reads
US Gallons (us gal)	07/05/22 02:00:00	9547.8 Reads
US Gallons (us gal)	07/05/22 00:00:00	9547.8 Reads
US Gallons (us gal)	07/04/22 18:00:00	9546.7 Reads
US Gallons (us gal)	07/04/22 14:00:00	9542.1 Reads
US Gallons (us gal)	07/04/22 10:00:00	9524.9 Reads
US Gallons (us gal)	07/04/22 06:00:00	9524.2 Reads
US Gallons (us gal)	07/04/22 02:00:00	9524.2 Reads
US Gallons (us gal)	07/04/22 00:00:00	9524.2 Reads
US Gallons (us gal)	07/03/22 22:00:00	9524.1 Reads
US Gallons (us gal)	07/03/22 18:00:00	9439.7 Reads
US Gallons (us gal)	07/03/22 14:00:00	9414.8 Reads
US Gallons (us gal)	07/03/22 10:00:00	9365.1 Reads
US Gallons (us gal)	07/03/22 06:00:00	9365.1 Reads
US Gallons (us gal)	07/03/22 02:00:00	9365.1 Reads
US Gallons (us gal)	07/03/22 00:00:00	9365.1 Reads
US Gallons (us gal)	07/02/22 22:00:00	9365.1 Reads
US Gallons (us gal)	07/02/22 18:00:00	9362.8 Reads
US Gallons (us gal)	07/02/22 14:00:00	9350.2 Reads
US Gallons (us gal)	07/02/22 10:00:00	9348.3 Reads

US Gallons (us gal)	07/02/22 06:00:00	9344.6 Reads
US Gallons (us gal)	07/02/22 02:00:00	9344.6 Reads
US Gallons (us gal)	07/02/22 00:00:00	9344.6 Reads
US Gallons (us gal)	07/01/22 22:00:00	9344.5 Reads
US Gallons (us gal)	07/01/22 14:00:00	9297 Reads
US Gallons (us gal)	07/01/22 10:00:00	9283.7 Reads
US Gallons (us gal)	07/01/22 02:00:00	9283.2 Reads
US Gallons (us gal)	07/01/22 00:00:00	9283.2 Reads
US Gallons (us gal)	06/30/22 22:00:00	9283.1 Reads
US Gallons (us gal)	06/30/22 18:00:00	9282.7 Reads
US Gallons (us gal)	06/30/22 14:00:00	9281.9 Reads
US Gallons (us gal)	06/30/22 10:00:00	9265.2 Reads
US Gallons (us gal)	06/30/22 06:00:00	9264.5 Reads
US Gallons (us gal)	06/30/22 02:00:00	9264.5 Reads
US Gallons (us gal)	06/30/22 00:00:00	9264.5 Reads
US Gallons (us gal)	06/29/22 22:00:00	9261.1 Reads
US Gallons (us gal)	06/29/22 06:00:00	9242.4 Reads
US Gallons (us gal)	06/29/22 00:00:00	9242.4 Reads
US Gallons (us gal)	06/28/22 14:00:00	9237.1 Reads
US Gallons (us gal)	06/28/22 10:00:00	9224.4 Reads
US Gallons (us gal)	06/28/22 06:00:00	9223.9 Reads
US Gallons (us gal)	06/28/22 00:00:00	9223.9 Reads
US Gallons (us gal)	06/27/22 22:00:00	9223.9 Reads
US Gallons (us gal)	06/27/22 14:00:00	9218.7 Reads
US Gallons (us gal)	06/27/22 06:00:00	9205.4 Reads
US Gallons (us gal)	06/27/22 00:00:00	9205.4 Reads
US Gallons (us gal)	06/26/22 18:00:00	9157.7 Reads
US Gallons (us gal)	06/26/22 10:00:00	9142.1 Reads
US Gallons (us gal)	06/26/22 00:00:00	9137.2 Reads
US Gallons (us gal)	06/25/22 22:00:00	9133.7 Reads
US Gallons (us gal)	06/25/22 10:00:00	9113.7 Reads
US Gallons (us gal)	06/25/22 02:00:00	9113.7 Reads
US Gallons (us gal)	06/25/22 00:00:00	9113.7 Reads
US Gallons (us gal)	06/24/22 18:00:00	9109.8 Reads
US Gallons (us gal)	06/24/22 10:00:00	9106.5 Reads
US Gallons (us gal)	06/24/22 02:00:00	9093.9 Reads
US Gallons (us gal)	06/24/22 00:00:00	9093.9 Reads
US Gallons (us gal)	06/23/22 18:00:00	9090.1 Reads
US Gallons (us gal)	06/23/22 10:00:00	9078 Reads
US Gallons (us gal)	06/23/22 02:00:00	9073.5 Reads
US Gallons (us gal)	06/23/22 00:00:00	9073.5 Reads
US Gallons (us gal)	06/22/22 14:00:00	9067.5 Reads
US Gallons (us gal)	06/22/22 06:00:00	9053.8 Reads
US Gallons (us gal)	06/22/22 00:00:00	9053.8 Reads
US Gallons (us gal)	06/21/22 18:00:00	9049.5 Reads
US Gallons (us gal)	06/21/22 10:00:00	9039 Reads
US Gallons (us gal)	06/21/22 02:00:00	9034.5 Reads

US Gallons (us gal)	06/21/22 00:00:00	9034.5 Reads
US Gallons (us gal)	06/20/22 18:00:00	9030.3 Reads
US Gallons (us gal)	06/20/22 10:00:00	9015.9 Reads
US Gallons (us gal)	06/20/22 02:00:00	9015.2 Reads
US Gallons (us gal)	06/20/22 00:00:00	9015.2 Reads
US Gallons (us gal)	06/19/22 18:00:00	8941.4 Reads
US Gallons (us gal)	06/19/22 10:00:00	8878 Reads
US Gallons (us gal)	06/19/22 02:00:00	8873.9 Reads
US Gallons (us gal)	06/19/22 00:00:00	8873.9 Reads
US Gallons (us gal)	06/18/22 18:00:00	8872.9 Reads
US Gallons (us gal)	06/18/22 10:00:00	8813 Reads
US Gallons (us gal)	06/18/22 02:00:00	8808.5 Reads
US Gallons (us gal)	06/18/22 00:00:00	8808.5 Reads
US Gallons (us gal)	06/17/22 18:00:00	8808 Reads
US Gallons (us gal)	06/17/22 10:00:00	8797.4 Reads
US Gallons (us gal)	06/17/22 02:00:00	8792.9 Reads
US Gallons (us gal)	06/17/22 00:00:00	8792.9 Reads
US Gallons (us gal)	06/16/22 18:00:00	8788.9 Reads
US Gallons (us gal)	06/16/22 06:00:00	8774.3 Reads
US Gallons (us gal)	06/16/22 00:00:00	8774.3 Reads
US Gallons (us gal)	06/15/22 22:00:00	8773.9 Reads
US Gallons (us gal)	06/15/22 14:00:00	8767.6 Reads
US Gallons (us gal)	06/15/22 02:00:00	8751.3 Reads
US Gallons (us gal)	06/15/22 00:00:00	8751.3 Reads
US Gallons (us gal)	06/14/22 18:00:00	8749.8 Reads
US Gallons (us gal)	06/14/22 06:00:00	8728.6 Reads
US Gallons (us gal)	06/14/22 00:00:00	8728.6 Reads
US Gallons (us gal)	06/13/22 22:00:00	8728.5 Reads
US Gallons (us gal)	06/13/22 14:00:00	8722.9 Reads
US Gallons (us gal)	06/13/22 02:00:00	8709.2 Reads
US Gallons (us gal)	06/13/22 00:00:00	8709.2 Reads
US Gallons (us gal)	06/12/22 14:00:00	8645.7 Reads
US Gallons (us gal)	06/12/22 06:00:00	8639.4 Reads
US Gallons (us gal)	06/12/22 00:00:00	8639.4 Reads
US Gallons (us gal)	06/11/22 22:00:00	8639.3 Reads
US Gallons (us gal)	06/11/22 14:00:00	8622.9 Reads
US Gallons (us gal)	06/11/22 06:00:00	8617.1 Reads
US Gallons (us gal)	06/11/22 00:00:00	8617.1 Reads
US Gallons (us gal)	06/10/22 22:00:00	8617 Reads
US Gallons (us gal)	06/10/22 14:00:00	8611.8 Reads
US Gallons (us gal)	06/10/22 02:00:00	8599.8 Reads
US Gallons (us gal)	06/10/22 00:00:00	8599.8 Reads
US Gallons (us gal)	06/09/22 18:00:00	8595.9 Reads
US Gallons (us gal)	06/09/22 10:00:00	8581.8 Reads
US Gallons (us gal)	06/09/22 02:00:00	8581.2 Reads
US Gallons (us gal)	06/09/22 00:00:00	8581.2 Reads
US Gallons (us gal)	06/08/22 18:00:00	8580.2 Reads

US Gallons (us gal)	06/08/22 10:00:00	8562.2 Reads
US Gallons (us gal)	06/08/22 02:00:00	8561.6 Reads
US Gallons (us gal)	06/08/22 00:00:00	8561.6 Reads
US Gallons (us gal)	06/07/22 18:00:00	8557.7 Reads
US Gallons (us gal)	06/07/22 10:00:00	8545.1 Reads
US Gallons (us gal)	06/07/22 02:00:00	8540.7 Reads
US Gallons (us gal)	06/07/22 00:00:00	8540.7 Reads
US Gallons (us gal)	06/06/22 18:00:00	8536.5 Reads
US Gallons (us gal)	06/06/22 10:00:00	8532.4 Reads
US Gallons (us gal)	06/06/22 02:00:00	8519.2 Reads
US Gallons (us gal)	06/06/22 00:00:00	8519.2 Reads
US Gallons (us gal)	06/05/22 18:00:00	8465.8 Reads
US Gallons (us gal)	06/05/22 10:00:00	8399.1 Reads
US Gallons (us gal)	06/05/22 02:00:00	8398.9 Reads
US Gallons (us gal)	06/05/22 00:00:00	8398.9 Reads
US Gallons (us gal)	06/04/22 14:00:00	8386.6 Reads
US Gallons (us gal)	06/04/22 06:00:00	8380.4 Reads
US Gallons (us gal)	06/04/22 00:00:00	8380.4 Reads
US Gallons (us gal)	06/03/22 22:00:00	8380.4 Reads
US Gallons (us gal)	06/03/22 14:00:00	8374.2 Reads
US Gallons (us gal)	06/03/22 06:00:00	8359.6 Reads
US Gallons (us gal)	06/03/22 00:00:00	8359.6 Reads
US Gallons (us gal)	06/02/22 18:00:00	8355.2 Reads
US Gallons (us gal)	06/02/22 10:00:00	8340.7 Reads
US Gallons (us gal)	06/02/22 00:00:00	8340.7 Reads
US Gallons (us gal)	06/01/22 18:00:00	8335.8 Reads
US Gallons (us gal)	06/01/22 10:00:00	8325.3 Reads
US Gallons (us gal)	06/01/22 02:00:00	8320.5 Reads
US Gallons (us gal)	06/01/22 00:00:00	8320.5 Reads
US Gallons (us gal)	05/31/22 18:00:00	8316.2 Reads
US Gallons (us gal)	05/31/22 10:00:00	8306.2 Reads
US Gallons (us gal)	05/31/22 00:00:00	8306.2 Reads
US Gallons (us gal)	05/30/22 14:00:00	8295.2 Reads
US Gallons (us gal)	05/30/22 06:00:00	8280.7 Reads
US Gallons (us gal)	05/30/22 00:00:00	8280.7 Reads
US Gallons (us gal)	05/29/22 22:00:00	8280.7 Reads
US Gallons (us gal)	05/29/22 14:00:00	8212.3 Reads
US Gallons (us gal)	05/29/22 06:00:00	8203.1 Reads
US Gallons (us gal)	05/29/22 00:00:00	8203.1 Reads
US Gallons (us gal)	05/28/22 18:00:00	8194.2 Reads
US Gallons (us gal)	05/28/22 10:00:00	8183.9 Reads
US Gallons (us gal)	05/28/22 02:00:00	8183.9 Reads
US Gallons (us gal)	05/28/22 00:00:00	8183.9 Reads
US Gallons (us gal)	05/27/22 18:00:00	8180 Reads
US Gallons (us gal)	05/27/22 10:00:00	8160.9 Reads
US Gallons (us gal)	05/27/22 02:00:00	8160.1 Reads
US Gallons (us gal)	05/27/22 00:00:00	8160.1 Reads

US Gallons (us gal)	05/26/22 18:00:00	8159 Reads
US Gallons (us gal)	05/26/22 10:00:00	8141 Reads
US Gallons (us gal)	05/26/22 02:00:00	8140.4 Reads
US Gallons (us gal)	05/26/22 00:00:00	8140.4 Reads
US Gallons (us gal)	05/25/22 18:00:00	8139.2 Reads
US Gallons (us gal)	05/25/22 06:00:00	8119.2 Reads
US Gallons (us gal)	05/25/22 00:00:00	8119.2 Reads
US Gallons (us gal)	05/24/22 18:00:00	8118.8 Reads
US Gallons (us gal)	05/24/22 10:00:00	8100.4 Reads
US Gallons (us gal)	05/24/22 02:00:00	8099.8 Reads
US Gallons (us gal)	05/24/22 00:00:00	8099.8 Reads
US Gallons (us gal)	05/23/22 18:00:00	8099.1 Reads
US Gallons (us gal)	05/23/22 10:00:00	8084.5 Reads
US Gallons (us gal)	05/23/22 02:00:00	8080.2 Reads
US Gallons (us gal)	05/23/22 00:00:00	8080.2 Reads
US Gallons (us gal)	05/22/22 18:00:00	8005.7 Reads
US Gallons (us gal)	05/22/22 10:00:00	7966.4 Reads
US Gallons (us gal)	05/22/22 00:00:00	7961.9 Reads
US Gallons (us gal)	05/21/22 22:00:00	7961.8 Reads
US Gallons (us gal)	05/21/22 14:00:00	7948 Reads
US Gallons (us gal)	05/21/22 06:00:00	7936.4 Reads
US Gallons (us gal)	05/21/22 00:00:00	7936.4 Reads
US Gallons (us gal)	05/20/22 22:00:00	7936.3 Reads
US Gallons (us gal)	05/20/22 14:00:00	7934.1 Reads
US Gallons (us gal)	05/20/22 06:00:00	7925.9 Reads
US Gallons (us gal)	05/20/22 00:00:00	7917.1 Reads
US Gallons (us gal)	05/19/22 22:00:00	7913.3 Reads
US Gallons (us gal)	05/19/22 14:00:00	7911.3 Reads
US Gallons (us gal)	05/19/22 06:00:00	7897.2 Reads
US Gallons (us gal)	05/19/22 00:00:00	7897.2 Reads
US Gallons (us gal)	05/18/22 22:00:00	7897 Reads
US Gallons (us gal)	05/18/22 14:00:00	7895.1 Reads
US Gallons (us gal)	05/18/22 06:00:00	7878.4 Reads
US Gallons (us gal)	05/18/22 00:00:00	7878.4 Reads
US Gallons (us gal)	05/17/22 22:00:00	7878.3 Reads
US Gallons (us gal)	05/17/22 14:00:00	7872.7 Reads
US Gallons (us gal)	05/17/22 06:00:00	7858.7 Reads
US Gallons (us gal)	05/17/22 00:00:00	7858.7 Reads
US Gallons (us gal)	05/16/22 22:00:00	7858.7 Reads
US Gallons (us gal)	05/16/22 14:00:00	7852.4 Reads
US Gallons (us gal)	05/16/22 06:00:00	7838.4 Reads
US Gallons (us gal)	05/16/22 00:00:00	7838.4 Reads
US Gallons (us gal)	05/15/22 22:00:00	7838.1 Reads
US Gallons (us gal)	05/15/22 14:00:00	7786.8 Reads
US Gallons (us gal)	05/15/22 02:00:00	7772.6 Reads
US Gallons (us gal)	05/15/22 00:00:00	7772.6 Reads
US Gallons (us gal)	05/14/22 18:00:00	7771 Reads

US Gallons (us gal)	05/14/22 10:00:00	7757.3 Reads
US Gallons (us gal)	05/14/22 02:00:00	7756.6 Reads
US Gallons (us gal)	05/14/22 00:00:00	7756.6 Reads
US Gallons (us gal)	05/13/22 14:00:00	7751.5 Reads
US Gallons (us gal)	05/13/22 06:00:00	7737.2 Reads
US Gallons (us gal)	05/13/22 00:00:00	7737.2 Reads
US Gallons (us gal)	05/12/22 22:00:00	7737.1 Reads
US Gallons (us gal)	05/12/22 14:00:00	7731.6 Reads
US Gallons (us gal)	05/12/22 02:00:00	7718.7 Reads
US Gallons (us gal)	05/12/22 00:00:00	7718.7 Reads
US Gallons (us gal)	05/11/22 14:00:00	7714.5 Reads
US Gallons (us gal)	05/11/22 06:00:00	7701.7 Reads
US Gallons (us gal)	05/11/22 00:00:00	7701.7 Reads
US Gallons (us gal)	05/10/22 14:00:00	7695.8 Reads
US Gallons (us gal)	05/10/22 06:00:00	7682.8 Reads
US Gallons (us gal)	05/10/22 00:00:00	7682.8 Reads
US Gallons (us gal)	05/09/22 22:00:00	7682.8 Reads
US Gallons (us gal)	05/09/22 14:00:00	7681.2 Reads
US Gallons (us gal)	05/09/22 06:00:00	7668.5 Reads
US Gallons (us gal)	05/09/22 00:00:00	7668.5 Reads
US Gallons (us gal)	05/08/22 06:00:00	7555 Reads
US Gallons (us gal)	05/08/22 00:00:00	7555 Reads
US Gallons (us gal)	05/07/22 22:00:00	7555 Reads
US Gallons (us gal)	05/07/22 14:00:00	7540 Reads
US Gallons (us gal)	05/07/22 00:00:00	7534.5 Reads
US Gallons (us gal)	05/06/22 22:00:00	7531.1 Reads
US Gallons (us gal)	05/06/22 14:00:00	7529.1 Reads
US Gallons (us gal)	05/06/22 06:00:00	7516.2 Reads
US Gallons (us gal)	05/06/22 00:00:00	7516.2 Reads
US Gallons (us gal)	05/05/22 18:00:00	7512.2 Reads
US Gallons (us gal)	05/05/22 10:00:00	7501.9 Reads
US Gallons (us gal)	05/05/22 02:00:00	7497.5 Reads
US Gallons (us gal)	05/05/22 00:00:00	7497.5 Reads
US Gallons (us gal)	05/04/22 18:00:00	7493.2 Reads
US Gallons (us gal)	05/04/22 10:00:00	7480.1 Reads
US Gallons (us gal)	05/04/22 02:00:00	7479.5 Reads
US Gallons (us gal)	05/04/22 00:00:00	7479.5 Reads
US Gallons (us gal)	05/03/22 18:00:00	7475 Reads
US Gallons (us gal)	05/03/22 10:00:00	7461.7 Reads
US Gallons (us gal)	05/03/22 00:00:00	7461.1 Reads
US Gallons (us gal)	05/02/22 22:00:00	7460.9 Reads
US Gallons (us gal)	05/02/22 14:00:00	7455.6 Reads
US Gallons (us gal)	05/02/22 06:00:00	7442.7 Reads
US Gallons (us gal)	05/02/22 00:00:00	7442.7 Reads
US Gallons (us gal)	05/01/22 22:00:00	7442.5 Reads
US Gallons (us gal)	05/01/22 14:00:00	7375.9 Reads
US Gallons (us gal)	05/01/22 06:00:00	7370.6 Reads

US Gallons (us gal)	05/01/22 00:00:00	7370.6 Reads
US Gallons (us gal)	04/30/22 22:00:00	7370.5 Reads
US Gallons (us gal)	04/30/22 14:00:00	7361.5 Reads
US Gallons (us gal)	04/30/22 06:00:00	7355.6 Reads
US Gallons (us gal)	04/30/22 00:00:00	7355.6 Reads
US Gallons (us gal)	04/29/22 22:00:00	7355.6 Reads
US Gallons (us gal)	04/29/22 14:00:00	7350.3 Reads
US Gallons (us gal)	04/29/22 06:00:00	7336.4 Reads
US Gallons (us gal)	04/29/22 00:00:00	7336.4 Reads
US Gallons (us gal)	04/28/22 18:00:00	7332.5 Reads
US Gallons (us gal)	04/28/22 06:00:00	7316.9 Reads
US Gallons (us gal)	04/28/22 00:00:00	7316.9 Reads
US Gallons (us gal)	04/27/22 22:00:00	7316.8 Reads
US Gallons (us gal)	04/27/22 10:00:00	7299.2 Reads
US Gallons (us gal)	04/27/22 02:00:00	7299 Reads
US Gallons (us gal)	04/27/22 00:00:00	7299 Reads
US Gallons (us gal)	04/26/22 18:00:00	7294.3 Reads
US Gallons (us gal)	04/26/22 06:00:00	7280.4 Reads
US Gallons (us gal)	04/26/22 00:00:00	7280.4 Reads
US Gallons (us gal)	04/25/22 18:00:00	7276.5 Reads
US Gallons (us gal)	04/25/22 10:00:00	7236.2 Reads
US Gallons (us gal)	04/25/22 02:00:00	7235.6 Reads
US Gallons (us gal)	04/25/22 00:00:00	7235.6 Reads
US Gallons (us gal)	04/24/22 18:00:00	7182.5 Reads
US Gallons (us gal)	04/24/22 10:00:00	7121.5 Reads
US Gallons (us gal)	04/24/22 02:00:00	7118.6 Reads
US Gallons (us gal)	04/24/22 00:00:00	7118.6 Reads
US Gallons (us gal)	04/23/22 14:00:00	7060 Reads
US Gallons (us gal)	04/23/22 06:00:00	7054.5 Reads
US Gallons (us gal)	04/23/22 00:00:00	7054.5 Reads
US Gallons (us gal)	04/22/22 22:00:00	7051 Reads
US Gallons (us gal)	04/22/22 14:00:00	7049.2 Reads
US Gallons (us gal)	04/22/22 02:00:00	7036.4 Reads
US Gallons (us gal)	04/22/22 00:00:00	7036.4 Reads
US Gallons (us gal)	04/21/22 18:00:00	7031.9 Reads
US Gallons (us gal)	04/21/22 10:00:00	7018.2 Reads
US Gallons (us gal)	04/21/22 00:00:00	7017.6 Reads
US Gallons (us gal)	04/20/22 22:00:00	7017.5 Reads
US Gallons (us gal)	04/20/22 14:00:00	7012.6 Reads
US Gallons (us gal)	04/20/22 06:00:00	6997.3 Reads
US Gallons (us gal)	04/20/22 00:00:00	6997.3 Reads
US Gallons (us gal)	04/19/22 22:00:00	6997.2 Reads
US Gallons (us gal)	04/19/22 14:00:00	6995.2 Reads
US Gallons (us gal)	04/19/22 02:00:00	6982.5 Reads
US Gallons (us gal)	04/19/22 00:00:00	6982.5 Reads
US Gallons (us gal)	04/18/22 18:00:00	6978.1 Reads
US Gallons (us gal)	04/18/22 10:00:00	6964.1 Reads

US Gallons (us gal)	04/18/22 02:00:00	6963.5 Reads
US Gallons (us gal)	04/18/22 00:00:00	6963.5 Reads
US Gallons (us gal)	04/17/22 18:00:00	6914.2 Reads
US Gallons (us gal)	04/17/22 10:00:00	6895.1 Reads
US Gallons (us gal)	04/17/22 02:00:00	6895.1 Reads
US Gallons (us gal)	04/17/22 00:00:00	6895.1 Reads
US Gallons (us gal)	04/16/22 18:00:00	6894.1 Reads
US Gallons (us gal)	04/16/22 10:00:00	6834.7 Reads
US Gallons (us gal)	04/16/22 02:00:00	6834 Reads
US Gallons (us gal)	04/16/22 00:00:00	6834 Reads
US Gallons (us gal)	04/15/22 14:00:00	6828.4 Reads
US Gallons (us gal)	04/15/22 06:00:00	6814.8 Reads
US Gallons (us gal)	04/15/22 00:00:00	6814.8 Reads
US Gallons (us gal)	04/14/22 22:00:00	6814.7 Reads
US Gallons (us gal)	04/14/22 06:00:00	6792.9 Reads
US Gallons (us gal)	04/14/22 00:00:00	6792.9 Reads
US Gallons (us gal)	04/13/22 22:00:00	6792.7 Reads
US Gallons (us gal)	04/13/22 14:00:00	6787.2 Reads
US Gallons (us gal)	04/13/22 06:00:00	6773.7 Reads
US Gallons (us gal)	04/13/22 00:00:00	6773.7 Reads
US Gallons (us gal)	04/12/22 22:00:00	6773.7 Reads
US Gallons (us gal)	04/12/22 14:00:00	6727 Reads
US Gallons (us gal)	04/12/22 06:00:00	6714.6 Reads
US Gallons (us gal)	04/12/22 00:00:00	6714.6 Reads
US Gallons (us gal)	04/11/22 22:00:00	6714.5 Reads
US Gallons (us gal)	04/11/22 14:00:00	6708.4 Reads
US Gallons (us gal)	04/11/22 02:00:00	6696.8 Reads
US Gallons (us gal)	04/11/22 00:00:00	6696.8 Reads
US Gallons (us gal)	04/10/22 18:00:00	6622.4 Reads
US Gallons (us gal)	04/10/22 10:00:00	6585.8 Reads
US Gallons (us gal)	04/10/22 00:00:00	6585 Reads
US Gallons (us gal)	04/09/22 22:00:00	6585 Reads
US Gallons (us gal)	04/09/22 06:00:00	6563.9 Reads
US Gallons (us gal)	04/09/22 00:00:00	6563.9 Reads
US Gallons (us gal)	04/08/22 22:00:00	6560.1 Reads
US Gallons (us gal)	04/08/22 10:00:00	6546.8 Reads
US Gallons (us gal)	04/08/22 02:00:00	6546 Reads
US Gallons (us gal)	04/08/22 00:00:00	6546 Reads
US Gallons (us gal)	04/07/22 18:00:00	6542.2 Reads
US Gallons (us gal)	04/07/22 10:00:00	6529 Reads
US Gallons (us gal)	04/07/22 02:00:00	6528.4 Reads
US Gallons (us gal)	04/07/22 00:00:00	6528.4 Reads
US Gallons (us gal)	04/06/22 18:00:00	6524.3 Reads
US Gallons (us gal)	04/06/22 10:00:00	6511.2 Reads
US Gallons (us gal)	04/06/22 02:00:00	6510.6 Reads
US Gallons (us gal)	04/06/22 00:00:00	6510.6 Reads
US Gallons (us gal)	04/05/22 18:00:00	6506.7 Reads

US Gallons (us gal)	04/05/22 10:00:00	6493 Reads
US Gallons (us gal)	04/05/22 02:00:00	6492.5 Reads
US Gallons (us gal)	04/05/22 00:00:00	6492.5 Reads
US Gallons (us gal)	04/04/22 18:00:00	6488.6 Reads
US Gallons (us gal)	04/04/22 06:00:00	6474.4 Reads
US Gallons (us gal)	04/04/22 00:00:00	6474.4 Reads
US Gallons (us gal)	04/03/22 22:00:00	6474.2 Reads
US Gallons (us gal)	04/03/22 14:00:00	6369.3 Reads
US Gallons (us gal)	04/03/22 02:00:00	6362 Reads
US Gallons (us gal)	04/03/22 00:00:00	6362 Reads
US Gallons (us gal)	04/02/22 18:00:00	6361.1 Reads
US Gallons (us gal)	04/02/22 10:00:00	6345.1 Reads
US Gallons (us gal)	04/02/22 02:00:00	6344.3 Reads
US Gallons (us gal)	04/02/22 00:00:00	6344.3 Reads
US Gallons (us gal)	04/01/22 10:00:00	6330.4 Reads
US Gallons (us gal)	04/01/22 00:00:00	6326.1 Reads
US Gallons (us gal)	03/31/22 22:00:00	6326 Reads
US Gallons (us gal)	03/31/22 14:00:00	6324.3 Reads
US Gallons (us gal)	03/31/22 06:00:00	6309.5 Reads
US Gallons (us gal)	03/31/22 00:00:00	6309.5 Reads
US Gallons (us gal)	03/30/22 18:00:00	6308.8 Reads
US Gallons (us gal)	03/30/22 10:00:00	6295.9 Reads
US Gallons (us gal)	03/30/22 02:00:00	6291.7 Reads
US Gallons (us gal)	03/30/22 00:00:00	6291.7 Reads
US Gallons (us gal)	03/29/22 14:00:00	6286 Reads
US Gallons (us gal)	03/29/22 06:00:00	6272.3 Reads
US Gallons (us gal)	03/29/22 00:00:00	6272.3 Reads
US Gallons (us gal)	03/28/22 22:00:00	6272.2 Reads
US Gallons (us gal)	03/28/22 14:00:00	6266.6 Reads
US Gallons (us gal)	03/28/22 06:00:00	6250.5 Reads
US Gallons (us gal)	03/28/22 00:00:00	6250.5 Reads
US Gallons (us gal)	03/27/22 22:00:00	6250.5 Reads
US Gallons (us gal)	03/27/22 14:00:00	6143.4 Reads
US Gallons (us gal)	03/27/22 06:00:00	6137.8 Reads
US Gallons (us gal)	03/27/22 00:00:00	6137.8 Reads
US Gallons (us gal)	03/26/22 22:00:00	6137.8 Reads
US Gallons (us gal)	03/26/22 14:00:00	6123.9 Reads
US Gallons (us gal)	03/26/22 06:00:00	6117.9 Reads
US Gallons (us gal)	03/26/22 00:00:00	6117.9 Reads
US Gallons (us gal)	03/25/22 18:00:00	6110.3 Reads
US Gallons (us gal)	03/25/22 10:00:00	6096.3 Reads
US Gallons (us gal)	03/25/22 02:00:00	6095.7 Reads
US Gallons (us gal)	03/25/22 00:00:00	6095.7 Reads
US Gallons (us gal)	03/24/22 18:00:00	6091.8 Reads
US Gallons (us gal)	03/24/22 10:00:00	6078.3 Reads
US Gallons (us gal)	03/24/22 02:00:00	6077.6 Reads
US Gallons (us gal)	03/24/22 00:00:00	6077.6 Reads

US Gallons (us gal)	03/23/22 18:00:00	6073.3 Reads
US Gallons (us gal)	03/23/22 10:00:00	6060.2 Reads
US Gallons (us gal)	03/23/22 02:00:00	6059.5 Reads
US Gallons (us gal)	03/23/22 00:00:00	6059.5 Reads
US Gallons (us gal)	03/22/22 18:00:00	6055.5 Reads
US Gallons (us gal)	03/22/22 10:00:00	6041.7 Reads
US Gallons (us gal)	03/22/22 02:00:00	6041.1 Reads
US Gallons (us gal)	03/22/22 00:00:00	6041.1 Reads
US Gallons (us gal)	03/21/22 18:00:00	6037 Reads
US Gallons (us gal)	03/21/22 10:00:00	6024.2 Reads
US Gallons (us gal)	03/21/22 02:00:00	6023.2 Reads
US Gallons (us gal)	03/21/22 00:00:00	6023.2 Reads
US Gallons (us gal)	03/20/22 18:00:00	5974.2 Reads
US Gallons (us gal)	03/20/22 10:00:00	5955.7 Reads
US Gallons (us gal)	03/20/22 02:00:00	5955.7 Reads
US Gallons (us gal)	03/20/22 00:00:00	5955.7 Reads
US Gallons (us gal)	03/19/22 18:00:00	5951.5 Reads
US Gallons (us gal)	03/19/22 10:00:00	5937 Reads
US Gallons (us gal)	03/19/22 02:00:00	5937 Reads
US Gallons (us gal)	03/19/22 00:00:00	5937 Reads
US Gallons (us gal)	03/18/22 18:00:00	5932.9 Reads
US Gallons (us gal)	03/18/22 10:00:00	5920.5 Reads
US Gallons (us gal)	03/18/22 02:00:00	5919.9 Reads
US Gallons (us gal)	03/18/22 00:00:00	5919.9 Reads
US Gallons (us gal)	03/17/22 14:00:00	5907 Reads
US Gallons (us gal)	03/17/22 06:00:00	5901.4 Reads
US Gallons (us gal)	03/17/22 00:00:00	5901.4 Reads
US Gallons (us gal)	03/16/22 22:00:00	5901.4 Reads
US Gallons (us gal)	03/16/22 10:00:00	5886.3 Reads
US Gallons (us gal)	03/16/22 10:00:00	5886.3 Reads
US Gallons (us gal)	03/16/22 02:00:00	5885.3 Reads
US Gallons (us gal)	03/16/22 00:00:00	5885.3 Reads
US Gallons (us gal)	03/15/22 14:00:00	5880.4 Reads
US Gallons (us gal)	03/15/22 06:00:00	5868.1 Reads
US Gallons (us gal)	03/15/22 00:00:00	5868.1 Reads
US Gallons (us gal)	03/14/22 22:00:00	5868.1 Reads
US Gallons (us gal)	03/14/22 10:00:00	5850.3 Reads
US Gallons (us gal)	03/14/22 02:00:00	5849.5 Reads
US Gallons (us gal)	03/14/22 00:00:00	5849.5 Reads
US Gallons (us gal)	03/13/22 18:00:00	5797.1 Reads
US Gallons (us gal)	03/13/22 10:00:00	5734.9 Reads
US Gallons (us gal)	03/13/22 00:00:00	5733.5 Reads
US Gallons (us gal)	03/12/22 21:00:00	5733.2 Reads
US Gallons (us gal)	03/12/22 09:00:00	5716 Reads
US Gallons (us gal)	03/12/22 01:00:00	5716 Reads
US Gallons (us gal)	03/12/22 00:00:00	5716 Reads
US Gallons (us gal)	03/11/22 17:00:00	5710.6 Reads

US Gallons (us gal)	03/11/22 09:00:00	5698.7 Reads
US Gallons (us gal)	03/11/22 01:00:00	5698.1 Reads
US Gallons (us gal)	03/11/22 00:00:00	5698.1 Reads
US Gallons (us gal)	03/10/22 17:00:00	5693 Reads
US Gallons (us gal)	03/10/22 09:00:00	5681 Reads
US Gallons (us gal)	03/10/22 01:00:00	5680.3 Reads
US Gallons (us gal)	03/10/22 00:00:00	5680.3 Reads
US Gallons (us gal)	03/09/22 17:00:00	5675.7 Reads
US Gallons (us gal)	03/09/22 09:00:00	5659.7 Reads
US Gallons (us gal)	03/09/22 01:00:00	5659.7 Reads
US Gallons (us gal)	03/09/22 00:00:00	5659.7 Reads
US Gallons (us gal)	03/08/22 17:00:00	5654.8 Reads
US Gallons (us gal)	03/08/22 09:00:00	5642.8 Reads
US Gallons (us gal)	03/08/22 01:00:00	5642.3 Reads
US Gallons (us gal)	03/08/22 00:00:00	5642.3 Reads
US Gallons (us gal)	03/07/22 01:00:00	5627.9 Reads
US Gallons (us gal)	03/07/22 00:00:00	5627.9 Reads
US Gallons (us gal)	03/06/22 17:00:00	5577.9 Reads
US Gallons (us gal)	03/06/22 09:00:00	5561.7 Reads
US Gallons (us gal)	03/06/22 01:00:00	5561.7 Reads
US Gallons (us gal)	03/06/22 00:00:00	5561.7 Reads
US Gallons (us gal)	03/05/22 17:00:00	5559.6 Reads
US Gallons (us gal)	03/05/22 09:00:00	5541.1 Reads
US Gallons (us gal)	03/05/22 01:00:00	5541.1 Reads
US Gallons (us gal)	03/05/22 00:00:00	5541.1 Reads
US Gallons (us gal)	03/04/22 17:00:00	5535.9 Reads
US Gallons (us gal)	03/04/22 09:00:00	5522.3 Reads
US Gallons (us gal)	03/04/22 01:00:00	5522.3 Reads
US Gallons (us gal)	03/04/22 00:00:00	5522.3 Reads
US Gallons (us gal)	03/03/22 17:00:00	5517 Reads
US Gallons (us gal)	03/03/22 09:00:00	5504.2 Reads
US Gallons (us gal)	03/03/22 01:00:00	5503.3 Reads
US Gallons (us gal)	03/03/22 00:00:00	5503.3 Reads
US Gallons (us gal)	03/02/22 17:00:00	5498.4 Reads
US Gallons (us gal)	03/02/22 09:00:00	5484.5 Reads
US Gallons (us gal)	03/02/22 01:00:00	5484.5 Reads
US Gallons (us gal)	03/02/22 00:00:00	5484.5 Reads
US Gallons (us gal)	03/01/22 17:00:00	5478.9 Reads
US Gallons (us gal)	03/01/22 09:00:00	5463.6 Reads
US Gallons (us gal)	03/01/22 01:00:00	5463.6 Reads
US Gallons (us gal)	03/01/22 00:00:00	5463.6 Reads
US Gallons (us gal)	02/28/22 13:00:00	5457.9 Reads
US Gallons (us gal)	02/28/22 05:00:00	5446 Reads
US Gallons (us gal)	02/28/22 00:00:00	5446 Reads
US Gallons (us gal)	02/27/22 21:00:00	5445.7 Reads
US Gallons (us gal)	02/27/22 09:00:00	5330.5 Reads
US Gallons (us gal)	02/27/22 01:00:00	5330.5 Reads

US Gallons (us gal)	02/27/22 00:00:00	5330.5 Reads
US Gallons (us gal)	02/26/22 17:00:00	5329.1 Reads
US Gallons (us gal)	02/26/22 09:00:00	5311.3 Reads
US Gallons (us gal)	02/26/22 01:00:00	5311.3 Reads
US Gallons (us gal)	02/26/22 00:00:00	5311.3 Reads
US Gallons (us gal)	02/25/22 17:00:00	5306.3 Reads
US Gallons (us gal)	02/25/22 05:00:00	5292.2 Reads
US Gallons (us gal)	02/25/22 00:00:00	5292.2 Reads
US Gallons (us gal)	02/24/22 21:00:00	5288.2 Reads
US Gallons (us gal)	02/24/22 13:00:00	5274.7 Reads
US Gallons (us gal)	02/24/22 05:00:00	5270.1 Reads
US Gallons (us gal)	02/24/22 00:00:00	5270.1 Reads
US Gallons (us gal)	02/23/22 21:00:00	5269.4 Reads
US Gallons (us gal)	02/23/22 13:00:00	5263.9 Reads
US Gallons (us gal)	02/23/22 05:00:00	5250.8 Reads
US Gallons (us gal)	02/23/22 00:00:00	5250.8 Reads
US Gallons (us gal)	02/22/22 13:00:00	5233.9 Reads
US Gallons (us gal)	02/22/22 05:00:00	5228.1 Reads
US Gallons (us gal)	02/22/22 00:00:00	5228.1 Reads
US Gallons (us gal)	02/21/22 21:00:00	5227.3 Reads
US Gallons (us gal)	02/21/22 13:00:00	5214.3 Reads
US Gallons (us gal)	02/21/22 05:00:00	5208.8 Reads
US Gallons (us gal)	02/21/22 00:00:00	5208.8 Reads
US Gallons (us gal)	02/20/22 17:00:00	5158.5 Reads
US Gallons (us gal)	02/20/22 09:00:00	5141.9 Reads
US Gallons (us gal)	02/20/22 01:00:00	5141.3 Reads
US Gallons (us gal)	02/20/22 00:00:00	5141.3 Reads
US Gallons (us gal)	02/19/22 17:00:00	5135.8 Reads
US Gallons (us gal)	02/19/22 09:00:00	5117.2 Reads
US Gallons (us gal)	02/19/22 01:00:00	5116.5 Reads
US Gallons (us gal)	02/19/22 00:00:00	5116.5 Reads
US Gallons (us gal)	02/18/22 13:00:00	5109.7 Reads
US Gallons (us gal)	02/18/22 05:00:00	5098.3 Reads
US Gallons (us gal)	02/18/22 00:00:00	5098.3 Reads
US Gallons (us gal)	02/17/22 21:00:00	5097.9 Reads
US Gallons (us gal)	02/17/22 13:00:00	5086.3 Reads
US Gallons (us gal)	02/17/22 05:00:00	5080.7 Reads
US Gallons (us gal)	02/17/22 00:00:00	5080.7 Reads
US Gallons (us gal)	02/16/22 21:00:00	5080.2 Reads
US Gallons (us gal)	02/16/22 13:00:00	5069 Reads
US Gallons (us gal)	02/16/22 05:00:00	5059.6 Reads
US Gallons (us gal)	02/16/22 00:00:00	5059.6 Reads
US Gallons (us gal)	02/15/22 21:00:00	5059.3 Reads
US Gallons (us gal)	02/15/22 13:00:00	5042.1 Reads
US Gallons (us gal)	02/15/22 05:00:00	5036.4 Reads
US Gallons (us gal)	02/15/22 00:00:00	5036.4 Reads
US Gallons (us gal)	02/14/22 21:00:00	5036.2 Reads

US Gallons (us gal)	02/14/22 13:00:00	5023.1 Reads
US Gallons (us gal)	02/14/22 01:00:00	5017.2 Reads
US Gallons (us gal)	02/14/22 00:00:00	5017.2 Reads
US Gallons (us gal)	02/13/22 17:00:00	4921.5 Reads
US Gallons (us gal)	02/13/22 09:00:00	4904.6 Reads
US Gallons (us gal)	02/13/22 01:00:00	4904.6 Reads
US Gallons (us gal)	02/13/22 00:00:00	4904.6 Reads
US Gallons (us gal)	02/12/22 17:00:00	4902.5 Reads
US Gallons (us gal)	02/12/22 09:00:00	4886.3 Reads
US Gallons (us gal)	02/12/22 01:00:00	4886.3 Reads
US Gallons (us gal)	02/12/22 00:00:00	4886.3 Reads
US Gallons (us gal)	02/11/22 17:00:00	4884.6 Reads
US Gallons (us gal)	02/11/22 09:00:00	4871.8 Reads
US Gallons (us gal)	02/11/22 00:00:00	4871.8 Reads
US Gallons (us gal)	02/10/22 17:00:00	4870.2 Reads
US Gallons (us gal)	02/10/22 09:00:00	4852.3 Reads
US Gallons (us gal)	02/10/22 01:00:00	4852.3 Reads
US Gallons (us gal)	02/10/22 00:00:00	4852.3 Reads
US Gallons (us gal)	02/09/22 17:00:00	4846.9 Reads
US Gallons (us gal)	02/09/22 05:00:00	4833.3 Reads
US Gallons (us gal)	02/09/22 00:00:00	4833.3 Reads
US Gallons (us gal)	02/08/22 21:00:00	4833 Reads
US Gallons (us gal)	02/08/22 13:00:00	4827.6 Reads
US Gallons (us gal)	02/08/22 05:00:00	4815.7 Reads
US Gallons (us gal)	02/08/22 00:00:00	4815.6 Reads
US Gallons (us gal)	02/07/22 21:00:00	4815.3 Reads
US Gallons (us gal)	02/07/22 13:00:00	4809.9 Reads
US Gallons (us gal)	02/07/22 05:00:00	4797 Reads
US Gallons (us gal)	02/07/22 00:00:00	4797 Reads
US Gallons (us gal)	02/06/22 21:00:00	4796.6 Reads
US Gallons (us gal)	02/06/22 13:00:00	4734.3 Reads
US Gallons (us gal)	02/06/22 00:00:00	4728 Reads
US Gallons (us gal)	02/05/22 21:00:00	4727 Reads
US Gallons (us gal)	02/05/22 13:00:00	4712.8 Reads
US Gallons (us gal)	02/05/22 05:00:00	4707.5 Reads
US Gallons (us gal)	02/05/22 00:00:00	4707.5 Reads
US Gallons (us gal)	02/04/22 21:00:00	4706.6 Reads
US Gallons (us gal)	02/04/22 13:00:00	4701.3 Reads
US Gallons (us gal)	02/04/22 05:00:00	4688.5 Reads
US Gallons (us gal)	02/04/22 00:00:00	4688.5 Reads
US Gallons (us gal)	02/03/22 21:00:00	4688.2 Reads
US Gallons (us gal)	02/03/22 13:00:00	4682.2 Reads
US Gallons (us gal)	02/03/22 05:00:00	4669 Reads
US Gallons (us gal)	02/03/22 00:00:00	4669 Reads
US Gallons (us gal)	02/02/22 17:00:00	4662.1 Reads
US Gallons (us gal)	02/02/22 09:00:00	4606.2 Reads
US Gallons (us gal)	02/02/22 01:00:00	4606 Reads

US Gallons (us gal)	02/02/22 00:00:00	4606 Reads
US Gallons (us gal)	02/01/22 17:00:00	4604.4 Reads
US Gallons (us gal)	02/01/22 05:00:00	4591.1 Reads
US Gallons (us gal)	02/01/22 00:00:00	4591.1 Reads
US Gallons (us gal)	01/31/22 21:00:00	4590.7 Reads
US Gallons (us gal)	01/31/22 13:00:00	4582 Reads
US Gallons (us gal)	01/31/22 05:00:00	4572.3 Reads
US Gallons (us gal)	01/31/22 00:00:00	4572.2 Reads
US Gallons (us gal)	01/30/22 21:00:00	4568.2 Reads
US Gallons (us gal)	01/30/22 09:00:00	4497.2 Reads
US Gallons (us gal)	01/30/22 01:00:00	4496.4 Reads
US Gallons (us gal)	01/30/22 00:00:00	4496.4 Reads
US Gallons (us gal)	01/29/22 17:00:00	4494.7 Reads
US Gallons (us gal)	01/29/22 09:00:00	4477.5 Reads
US Gallons (us gal)	01/29/22 01:00:00	4476.9 Reads
US Gallons (us gal)	01/29/22 00:00:00	4476.9 Reads
US Gallons (us gal)	01/28/22 17:00:00	4472.4 Reads
US Gallons (us gal)	01/28/22 09:00:00	4459.5 Reads
US Gallons (us gal)	01/28/22 01:00:00	4459 Reads
US Gallons (us gal)	01/28/22 00:00:00	4459 Reads
US Gallons (us gal)	01/27/22 17:00:00	4453.8 Reads
US Gallons (us gal)	01/27/22 09:00:00	4437.5 Reads
US Gallons (us gal)	01/27/22 01:00:00	4437 Reads
US Gallons (us gal)	01/27/22 00:00:00	4437 Reads
US Gallons (us gal)	01/26/22 17:00:00	4431.7 Reads
US Gallons (us gal)	01/26/22 09:00:00	4419.3 Reads
US Gallons (us gal)	01/26/22 01:00:00	4418.6 Reads
US Gallons (us gal)	01/26/22 00:00:00	4418.6 Reads
US Gallons (us gal)	01/25/22 17:00:00	4413.7 Reads
US Gallons (us gal)	01/25/22 09:00:00	4400.2 Reads
US Gallons (us gal)	01/25/22 01:00:00	4400 Reads
US Gallons (us gal)	01/25/22 00:00:00	4400 Reads
US Gallons (us gal)	01/24/22 17:00:00	4394.3 Reads
US Gallons (us gal)	01/24/22 09:00:00	4381.2 Reads
US Gallons (us gal)	01/24/22 01:00:00	4380.6 Reads
US Gallons (us gal)	01/24/22 00:00:00	4380.6 Reads
US Gallons (us gal)	01/23/22 17:00:00	4330.3 Reads
US Gallons (us gal)	01/23/22 09:00:00	4312 Reads
US Gallons (us gal)	01/23/22 01:00:00	4312 Reads
US Gallons (us gal)	01/23/22 00:00:00	4312 Reads
US Gallons (us gal)	01/22/22 17:00:00	4306.4 Reads
US Gallons (us gal)	01/22/22 09:00:00	4291.1 Reads
US Gallons (us gal)	01/22/22 01:00:00	4291 Reads
US Gallons (us gal)	01/22/22 00:00:00	4291 Reads
US Gallons (us gal)	01/21/22 17:00:00	4286.5 Reads
US Gallons (us gal)	01/21/22 05:00:00	4272 Reads
US Gallons (us gal)	01/21/22 00:00:00	4272 Reads

US Gallons (us gal)	01/20/22 21:00:00	4268.3 Reads
US Gallons (us gal)	01/20/22 13:00:00	4265.7 Reads
US Gallons (us gal)	01/20/22 05:00:00	4254 Reads
US Gallons (us gal)	01/20/22 00:00:00	4254 Reads
US Gallons (us gal)	01/19/22 21:00:00	4250.4 Reads
US Gallons (us gal)	01/19/22 13:00:00	4248 Reads
US Gallons (us gal)	01/19/22 05:00:00	4235.8 Reads
US Gallons (us gal)	01/19/22 00:00:00	4235.8 Reads
US Gallons (us gal)	01/18/22 21:00:00	4235.7 Reads
US Gallons (us gal)	01/18/22 13:00:00	4187.7 Reads
US Gallons (us gal)	01/18/22 05:00:00	4175.3 Reads
US Gallons (us gal)	01/18/22 00:00:00	4175.3 Reads
US Gallons (us gal)	01/17/22 21:00:00	4174.8 Reads
US Gallons (us gal)	01/17/22 13:00:00	4158 Reads
US Gallons (us gal)	01/17/22 05:00:00	4152.9 Reads
US Gallons (us gal)	01/17/22 00:00:00	4152.9 Reads
US Gallons (us gal)	01/16/22 21:00:00	4145.9 Reads
US Gallons (us gal)	01/16/22 01:00:00	4037.6 Reads
US Gallons (us gal)	01/16/22 00:00:00	4037.6 Reads
US Gallons (us gal)	01/15/22 17:00:00	4036.2 Reads
US Gallons (us gal)	01/15/22 09:00:00	4020.2 Reads
US Gallons (us gal)	01/15/22 01:00:00	4019.5 Reads
US Gallons (us gal)	01/15/22 00:00:00	4019.5 Reads
US Gallons (us gal)	01/14/22 17:00:00	4014.3 Reads
US Gallons (us gal)	01/14/22 05:00:00	4000.4 Reads
US Gallons (us gal)	01/14/22 00:00:00	4000.4 Reads
US Gallons (us gal)	01/13/22 21:00:00	3999.9 Reads
US Gallons (us gal)	01/13/22 13:00:00	3994.4 Reads
US Gallons (us gal)	01/13/22 05:00:00	3982 Reads
US Gallons (us gal)	01/13/22 00:00:00	3982 Reads
US Gallons (us gal)	01/12/22 21:00:00	3981.8 Reads
US Gallons (us gal)	01/12/22 13:00:00	3976.3 Reads
US Gallons (us gal)	01/12/22 05:00:00	3963.2 Reads
US Gallons (us gal)	01/12/22 00:00:00	3963.2 Reads
US Gallons (us gal)	01/11/22 21:00:00	3959.3 Reads
US Gallons (us gal)	01/11/22 09:00:00	3945 Reads
US Gallons (us gal)	01/11/22 01:00:00	3944.3 Reads
US Gallons (us gal)	01/11/22 00:00:00	3944.3 Reads
US Gallons (us gal)	01/10/22 17:00:00	3939.5 Reads
US Gallons (us gal)	01/10/22 09:00:00	3926.2 Reads
US Gallons (us gal)	01/10/22 00:00:00	3925.5 Reads
US Gallons (us gal)	01/09/22 21:00:00	3921.6 Reads
US Gallons (us gal)	01/09/22 13:00:00	3857.6 Reads
US Gallons (us gal)	01/09/22 05:00:00	3852.1 Reads
US Gallons (us gal)	01/09/22 00:00:00	3852.1 Reads
US Gallons (us gal)	01/08/22 21:00:00	3848.3 Reads
US Gallons (us gal)	01/08/22 13:00:00	3838.9 Reads

US Gallons (us gal)	01/08/22 05:00:00	3827.5 Reads
US Gallons (us gal)	01/08/22 00:00:00	3827.5 Reads
US Gallons (us gal)	01/07/22 21:00:00	3827.4 Reads
US Gallons (us gal)	01/07/22 09:00:00	3809.2 Reads
US Gallons (us gal)	01/07/22 01:00:00	3808.6 Reads
US Gallons (us gal)	01/07/22 00:00:00	3808.6 Reads
US Gallons (us gal)	01/06/22 17:00:00	3803.1 Reads
US Gallons (us gal)	01/06/22 05:00:00	3782.7 Reads
US Gallons (us gal)	01/06/22 00:00:00	3782.7 Reads
US Gallons (us gal)	01/05/22 21:00:00	3782.3 Reads
US Gallons (us gal)	01/05/22 13:00:00	3778.1 Reads
US Gallons (us gal)	01/05/22 05:00:00	3764.9 Reads
US Gallons (us gal)	01/05/22 00:00:00	3764.9 Reads
US Gallons (us gal)	01/04/22 21:00:00	3764.3 Reads
US Gallons (us gal)	01/04/22 13:00:00	3759 Reads
US Gallons (us gal)	01/04/22 05:00:00	3745.9 Reads
US Gallons (us gal)	01/04/22 00:00:00	3745.9 Reads
US Gallons (us gal)	01/03/22 17:00:00	3744.2 Reads
US Gallons (us gal)	01/03/22 09:00:00	3731.1 Reads
US Gallons (us gal)	01/03/22 01:00:00	3730.3 Reads
US Gallons (us gal)	01/03/22 00:00:00	3730.3 Reads
US Gallons (us gal)	01/02/22 17:00:00	3631.6 Reads
US Gallons (us gal)	01/02/22 05:00:00	3612.5 Reads
US Gallons (us gal)	01/02/22 00:00:00	3612.5 Reads
US Gallons (us gal)	01/01/22 21:00:00	3612.3 Reads
US Gallons (us gal)	01/01/22 13:00:00	3524.4 Reads
US Gallons (us gal)	01/01/22 05:00:00	3510.3 Reads
US Gallons (us gal)	01/01/22 00:00:00	3510.3 Reads
US Gallons (us gal)	12/31/21 21:00:00	3510 Reads
US Gallons (us gal)	12/31/21 13:00:00	3504.8 Reads
US Gallons (us gal)	12/31/21 01:00:00	3491.9 Reads
US Gallons (us gal)	12/31/21 00:00:00	3491.9 Reads
US Gallons (us gal)	12/30/21 05:00:00	3472.2 Reads
US Gallons (us gal)	12/30/21 00:00:00	3472.2 Reads
US Gallons (us gal)	12/29/21 17:00:00	3466.6 Reads
US Gallons (us gal)	12/29/21 05:00:00	3451.8 Reads
US Gallons (us gal)	12/29/21 00:00:00	3451.8 Reads
US Gallons (us gal)	12/28/21 17:00:00	3447 Reads
US Gallons (us gal)	12/28/21 09:00:00	3432.2 Reads
US Gallons (us gal)	12/28/21 00:00:00	3432.2 Reads
US Gallons (us gal)	12/27/21 17:00:00	3426.5 Reads
US Gallons (us gal)	12/27/21 05:00:00	3409.5 Reads
US Gallons (us gal)	12/27/21 00:00:00	3409.5 Reads
US Gallons (us gal)	12/26/21 21:00:00	3402.2 Reads
US Gallons (us gal)	12/26/21 09:00:00	3296.2 Reads
US Gallons (us gal)	12/26/21 00:00:00	3296.2 Reads
US Gallons (us gal)	12/25/21 21:00:00	3296 Reads

US Gallons (us gal)	12/25/21 13:00:00	3286.7 Reads
US Gallons (us gal)	12/25/21 05:00:00	3281 Reads
US Gallons (us gal)	12/25/21 00:00:00	3281 Reads
US Gallons (us gal)	12/24/21 21:00:00	3280.7 Reads
US Gallons (us gal)	12/24/21 13:00:00	3274.6 Reads
US Gallons (us gal)	12/24/21 05:00:00	3261.7 Reads
US Gallons (us gal)	12/24/21 00:00:00	3260 Reads
US Gallons (us gal)	12/23/21 21:00:00	3258 Reads
US Gallons (us gal)	12/23/21 05:00:00	3241.7 Reads
US Gallons (us gal)	12/23/21 00:00:00	3241.7 Reads
US Gallons (us gal)	12/22/21 21:00:00	3241.3 Reads
US Gallons (us gal)	12/22/21 13:00:00	3234.2 Reads
US Gallons (us gal)	12/22/21 05:00:00	3220.9 Reads
US Gallons (us gal)	12/22/21 00:00:00	3220.9 Reads
US Gallons (us gal)	12/21/21 13:00:00	3214.5 Reads
US Gallons (us gal)	12/21/21 01:00:00	3201.5 Reads
US Gallons (us gal)	12/21/21 00:00:00	3201.5 Reads
US Gallons (us gal)	12/20/21 17:00:00	3196.9 Reads
US Gallons (us gal)	12/20/21 01:00:00	3182.2 Reads
US Gallons (us gal)	12/20/21 00:00:00	3182.2 Reads
US Gallons (us gal)	12/19/21 17:00:00	3083.8 Reads
US Gallons (us gal)	12/19/21 09:00:00	3067.2 Reads
US Gallons (us gal)	12/19/21 01:00:00	3067.1 Reads
US Gallons (us gal)	12/19/21 00:00:00	3067.1 Reads
US Gallons (us gal)	12/18/21 17:00:00	3061.2 Reads
US Gallons (us gal)	12/18/21 09:00:00	3002.3 Reads
US Gallons (us gal)	12/18/21 01:00:00	3002.3 Reads
US Gallons (us gal)	12/18/21 00:00:00	3002.3 Reads
US Gallons (us gal)	12/17/21 17:00:00	2997.7 Reads
US Gallons (us gal)	12/17/21 09:00:00	2985.2 Reads
US Gallons (us gal)	12/17/21 01:00:00	2980.7 Reads
US Gallons (us gal)	12/17/21 00:00:00	2980.7 Reads
US Gallons (us gal)	12/16/21 17:00:00	2974.3 Reads
US Gallons (us gal)	12/16/21 05:00:00	2959.9 Reads
US Gallons (us gal)	12/16/21 00:00:00	2959.9 Reads
US Gallons (us gal)	12/15/21 21:00:00	2956.1 Reads
US Gallons (us gal)	12/15/21 13:00:00	2952.3 Reads
US Gallons (us gal)	12/15/21 05:00:00	2939.1 Reads
US Gallons (us gal)	12/15/21 00:00:00	2939.1 Reads
US Gallons (us gal)	12/14/21 21:00:00	2938.9 Reads
US Gallons (us gal)	12/14/21 13:00:00	2932.6 Reads
US Gallons (us gal)	12/14/21 01:00:00	2920.3 Reads
US Gallons (us gal)	12/14/21 00:00:00	2920.3 Reads
US Gallons (us gal)	12/13/21 17:00:00	2915.1 Reads
US Gallons (us gal)	12/13/21 09:00:00	2900.5 Reads
US Gallons (us gal)	12/13/21 01:00:00	2900.3 Reads
US Gallons (us gal)	12/13/21 00:00:00	2900.3 Reads

US Gallons (us gal)	12/12/21 09:00:00	2829.9 Reads
US Gallons (us gal)	12/12/21 01:00:00	2829.9 Reads
US Gallons (us gal)	12/12/21 00:00:00	2829.9 Reads
US Gallons (us gal)	12/11/21 13:00:00	2814.1 Reads
US Gallons (us gal)	12/11/21 05:00:00	2808.2 Reads
US Gallons (us gal)	12/11/21 00:00:00	2808.2 Reads
US Gallons (us gal)	12/10/21 21:00:00	2807.7 Reads
US Gallons (us gal)	12/10/21 13:00:00	2801.2 Reads
US Gallons (us gal)	12/10/21 05:00:00	2788.2 Reads
US Gallons (us gal)	12/10/21 00:00:00	2788.2 Reads
US Gallons (us gal)	12/09/21 17:00:00	2782.8 Reads
US Gallons (us gal)	12/09/21 05:00:00	2768.6 Reads
US Gallons (us gal)	12/09/21 00:00:00	2768.6 Reads
US Gallons (us gal)	12/08/21 21:00:00	2768.4 Reads
US Gallons (us gal)	12/08/21 13:00:00	2762.1 Reads
US Gallons (us gal)	12/08/21 05:00:00	2749.3 Reads
US Gallons (us gal)	12/08/21 00:00:00	2749.3 Reads
US Gallons (us gal)	12/07/21 21:00:00	2749 Reads
US Gallons (us gal)	12/07/21 05:00:00	2729 Reads
US Gallons (us gal)	12/07/21 00:00:00	2729 Reads
US Gallons (us gal)	12/06/21 21:00:00	2728.9 Reads
US Gallons (us gal)	12/06/21 13:00:00	2722.1 Reads
US Gallons (us gal)	12/06/21 05:00:00	2708.7 Reads
US Gallons (us gal)	12/06/21 00:00:00	2708.7 Reads
US Gallons (us gal)	12/05/21 17:00:00	2599.8 Reads
US Gallons (us gal)	12/05/21 09:00:00	2592.8 Reads
US Gallons (us gal)	12/05/21 01:00:00	2588.4 Reads
US Gallons (us gal)	12/05/21 00:00:00	2588.4 Reads
US Gallons (us gal)	12/04/21 09:00:00	2566.2 Reads
US Gallons (us gal)	12/04/21 00:00:00	2566.2 Reads
US Gallons (us gal)	12/03/21 21:00:00	2565.9 Reads
US Gallons (us gal)	12/03/21 13:00:00	2560 Reads
US Gallons (us gal)	12/03/21 01:00:00	2545.8 Reads
US Gallons (us gal)	12/03/21 00:00:00	2545.8 Reads
US Gallons (us gal)	12/02/21 17:00:00	2541 Reads
US Gallons (us gal)	12/02/21 09:00:00	2525 Reads
US Gallons (us gal)	12/02/21 01:00:00	2524.3 Reads
US Gallons (us gal)	12/02/21 00:00:00	2524.3 Reads
US Gallons (us gal)	12/01/21 17:00:00	2518.5 Reads
US Gallons (us gal)	12/01/21 01:00:00	2498.9 Reads
US Gallons (us gal)	12/01/21 00:00:00	2498.9 Reads
US Gallons (us gal)	11/30/21 17:00:00	2493.7 Reads
US Gallons (us gal)	11/30/21 09:00:00	2479.7 Reads
US Gallons (us gal)	11/30/21 00:00:00	2479.7 Reads
US Gallons (us gal)	11/29/21 17:00:00	2474.3 Reads
US Gallons (us gal)	11/29/21 05:00:00	2459.2 Reads
US Gallons (us gal)	11/29/21 00:00:00	2459.2 Reads

US Gallons (us gal)	11/28/21 21:00:00	2458.7 Reads
US Gallons (us gal)	11/28/21 13:00:00	2398.1 Reads
US Gallons (us gal)	11/28/21 01:00:00	2391.8 Reads
US Gallons (us gal)	11/28/21 00:00:00	2391.8 Reads
US Gallons (us gal)	11/27/21 17:00:00	2389.1 Reads
US Gallons (us gal)	11/27/21 09:00:00	2371 Reads
US Gallons (us gal)	11/27/21 01:00:00	2370.9 Reads
US Gallons (us gal)	11/27/21 00:00:00	2370.9 Reads
US Gallons (us gal)	11/26/21 17:00:00	2365.2 Reads
US Gallons (us gal)	11/26/21 09:00:00	2350.5 Reads
US Gallons (us gal)	11/26/21 00:00:00	2349.8 Reads
US Gallons (us gal)	11/25/21 21:00:00	2346 Reads
US Gallons (us gal)	11/25/21 13:00:00	2342.4 Reads
US Gallons (us gal)	11/25/21 00:00:00	2330.3 Reads
US Gallons (us gal)	11/24/21 21:00:00	2326.6 Reads
US Gallons (us gal)	11/24/21 09:00:00	2311.4 Reads
US Gallons (us gal)	11/24/21 01:00:00	2311.3 Reads
US Gallons (us gal)	11/24/21 00:00:00	2311.3 Reads
US Gallons (us gal)	11/23/21 17:00:00	2301.7 Reads
US Gallons (us gal)	11/23/21 09:00:00	2287.4 Reads
US Gallons (us gal)	11/23/21 01:00:00	2286.7 Reads
US Gallons (us gal)	11/23/21 00:00:00	2286.7 Reads
US Gallons (us gal)	11/22/21 17:00:00	2285.5 Reads
US Gallons (us gal)	11/22/21 09:00:00	2270.8 Reads
US Gallons (us gal)	11/22/21 01:00:00	2270.8 Reads
US Gallons (us gal)	11/22/21 00:00:00	2270.8 Reads
US Gallons (us gal)	11/21/21 17:00:00	2175 Reads
US Gallons (us gal)	11/21/21 09:00:00	2156.3 Reads
US Gallons (us gal)	11/21/21 00:00:00	2156.3 Reads
US Gallons (us gal)	11/20/21 21:00:00	2151.9 Reads
US Gallons (us gal)	11/20/21 13:00:00	2135.7 Reads
US Gallons (us gal)	11/20/21 05:00:00	2130.3 Reads
US Gallons (us gal)	11/20/21 00:00:00	2130.3 Reads
US Gallons (us gal)	11/19/21 21:00:00	2129.6 Reads
US Gallons (us gal)	11/19/21 13:00:00	2122.6 Reads
US Gallons (us gal)	11/19/21 05:00:00	2107.5 Reads
US Gallons (us gal)	11/19/21 00:00:00	2107.5 Reads
US Gallons (us gal)	11/18/21 21:00:00	2103.9 Reads
US Gallons (us gal)	11/18/21 13:00:00	2101.9 Reads
US Gallons (us gal)	11/18/21 05:00:00	2088.2 Reads
US Gallons (us gal)	11/18/21 00:00:00	2088.2 Reads
US Gallons (us gal)	11/17/21 21:00:00	2087.9 Reads
US Gallons (us gal)	11/17/21 13:00:00	2082.3 Reads
US Gallons (us gal)	11/17/21 05:00:00	2068.5 Reads
US Gallons (us gal)	11/17/21 00:00:00	2068.5 Reads
US Gallons (us gal)	11/16/21 21:00:00	2067.9 Reads
US Gallons (us gal)	11/16/21 13:00:00	2061.2 Reads

US Gallons (us gal)	11/16/21 05:00:00	2048.4 Reads
US Gallons (us gal)	11/16/21 00:00:00	2048.4 Reads
US Gallons (us gal)	11/15/21 21:00:00	2047.9 Reads
US Gallons (us gal)	11/15/21 13:00:00	2041.1 Reads
US Gallons (us gal)	11/15/21 05:00:00	2023.9 Reads
US Gallons (us gal)	11/15/21 00:00:00	2023.9 Reads
US Gallons (us gal)	11/14/21 21:00:00	2022.9 Reads
US Gallons (us gal)	11/14/21 13:00:00	1963.3 Reads
US Gallons (us gal)	11/14/21 05:00:00	1957 Reads
US Gallons (us gal)	11/14/21 00:00:00	1957 Reads
US Gallons (us gal)	11/13/21 21:00:00	1956.9 Reads
US Gallons (us gal)	11/13/21 13:00:00	1940.5 Reads
US Gallons (us gal)	11/13/21 05:00:00	1934.3 Reads
US Gallons (us gal)	11/13/21 00:00:00	1934.3 Reads
US Gallons (us gal)	11/12/21 21:00:00	1933.9 Reads
US Gallons (us gal)	11/12/21 13:00:00	1928.2 Reads
US Gallons (us gal)	11/12/21 05:00:00	1914.7 Reads
US Gallons (us gal)	11/12/21 00:00:00	1914.7 Reads
US Gallons (us gal)	11/11/21 21:00:00	1914.5 Reads
US Gallons (us gal)	11/11/21 13:00:00	1908.4 Reads
US Gallons (us gal)	11/11/21 05:00:00	1891.7 Reads
US Gallons (us gal)	11/11/21 00:00:00	1891.7 Reads
US Gallons (us gal)	11/10/21 21:00:00	1891.4 Reads
US Gallons (us gal)	11/10/21 13:00:00	1881.4 Reads
US Gallons (us gal)	11/10/21 05:00:00	1868.1 Reads
US Gallons (us gal)	11/10/21 00:00:00	1868.1 Reads
US Gallons (us gal)	11/09/21 21:00:00	1864.3 Reads
US Gallons (us gal)	11/09/21 13:00:00	1861.7 Reads
US Gallons (us gal)	11/09/21 05:00:00	1843.7 Reads
US Gallons (us gal)	11/09/21 00:00:00	1843.7 Reads
US Gallons (us gal)	11/08/21 17:00:00	1837.9 Reads
US Gallons (us gal)	11/08/21 09:00:00	1823.9 Reads
US Gallons (us gal)	11/08/21 01:00:00	1823.2 Reads
US Gallons (us gal)	11/08/21 00:00:00	1823.2 Reads
US Gallons (us gal)	11/07/21 17:00:00	1768.1 Reads
US Gallons (us gal)	11/07/21 09:00:00	1706.1 Reads
US Gallons (us gal)	11/07/21 00:00:00	1706 Reads
US Gallons (us gal)	11/06/21 22:00:00	1705.8 Reads
US Gallons (us gal)	11/06/21 14:00:00	1695.8 Reads
US Gallons (us gal)	11/06/21 06:00:00	1688 Reads
US Gallons (us gal)	11/06/21 00:00:00	1688 Reads
US Gallons (us gal)	11/05/21 22:00:00	1684.4 Reads
US Gallons (us gal)	11/05/21 14:00:00	1631.7 Reads
US Gallons (us gal)	11/05/21 06:00:00	1625.4 Reads
US Gallons (us gal)	11/05/21 00:00:00	1625.4 Reads
US Gallons (us gal)	11/04/21 22:00:00	1621.9 Reads
US Gallons (us gal)	11/04/21 14:00:00	1615.9 Reads

US Gallons (us gal)	11/04/21 06:00:00	1601.7 Reads
US Gallons (us gal)	11/04/21 00:00:00	1601.7 Reads
US Gallons (us gal)	11/03/21 14:00:00	1596.3 Reads
US Gallons (us gal)	11/03/21 06:00:00	1555.8 Reads
US Gallons (us gal)	11/03/21 00:00:00	1555.8 Reads
US Gallons (us gal)	11/02/21 22:00:00	1555.7 Reads
US Gallons (us gal)	11/02/21 14:00:00	1507.7 Reads
US Gallons (us gal)	11/02/21 06:00:00	1494.6 Reads
US Gallons (us gal)	11/02/21 00:00:00	1494.6 Reads
US Gallons (us gal)	11/01/21 22:00:00	1491.1 Reads
US Gallons (us gal)	11/01/21 14:00:00	1488.1 Reads
US Gallons (us gal)	11/01/21 02:00:00	1474.4 Reads
US Gallons (us gal)	11/01/21 00:00:00	1474.4 Reads
US Gallons (us gal)	10/31/21 18:00:00	1436.3 Reads
US Gallons (us gal)	10/31/21 10:00:00	1403.7 Reads
US Gallons (us gal)	10/31/21 02:00:00	1403.6 Reads
US Gallons (us gal)	10/31/21 00:00:00	1403.6 Reads
US Gallons (us gal)	10/30/21 18:00:00	1398.2 Reads
US Gallons (us gal)	10/30/21 10:00:00	1384 Reads
US Gallons (us gal)	10/30/21 02:00:00	1384 Reads
US Gallons (us gal)	10/30/21 00:00:00	1384 Reads
US Gallons (us gal)	10/29/21 18:00:00	1379.5 Reads
US Gallons (us gal)	10/29/21 10:00:00	1377.1 Reads
US Gallons (us gal)	10/29/21 02:00:00	1364 Reads
US Gallons (us gal)	10/29/21 00:00:00	1364 Reads
US Gallons (us gal)	10/28/21 10:00:00	1344.4 Reads
US Gallons (us gal)	10/28/21 02:00:00	1343.7 Reads
US Gallons (us gal)	10/28/21 00:00:00	1343.7 Reads
US Gallons (us gal)	10/27/21 18:00:00	1339.1 Reads
US Gallons (us gal)	10/27/21 06:00:00	1323.6 Reads
US Gallons (us gal)	10/27/21 00:00:00	1323.6 Reads
US Gallons (us gal)	10/26/21 22:00:00	1323.5 Reads
US Gallons (us gal)	10/26/21 14:00:00	1320.6 Reads
US Gallons (us gal)	10/26/21 06:00:00	1303.5 Reads
US Gallons (us gal)	10/26/21 00:00:00	1303.5 Reads
US Gallons (us gal)	10/25/21 22:00:00	1303.4 Reads
US Gallons (us gal)	10/25/21 14:00:00	1293.2 Reads
US Gallons (us gal)	10/25/21 06:00:00	1274.4 Reads
US Gallons (us gal)	10/25/21 00:00:00	1274.4 Reads
US Gallons (us gal)	10/24/21 22:00:00	1274.2 Reads
US Gallons (us gal)	10/24/21 14:00:00	1164.2 Reads
US Gallons (us gal)	10/24/21 06:00:00	1157.8 Reads
US Gallons (us gal)	10/24/21 00:00:00	1157.8 Reads
US Gallons (us gal)	10/23/21 22:00:00	1157.3 Reads
US Gallons (us gal)	10/23/21 14:00:00	1138.6 Reads
US Gallons (us gal)	10/23/21 06:00:00	1127.1 Reads
US Gallons (us gal)	10/23/21 00:00:00	1127.1 Reads

US Gallons (us gal)	10/22/21 22:00:00	1127.1 Reads
US Gallons (us gal)	10/22/21 10:00:00	1108.9 Reads
US Gallons (us gal)	10/22/21 02:00:00	1108.5 Reads
US Gallons (us gal)	10/22/21 00:00:00	1108.5 Reads
US Gallons (us gal)	10/21/21 14:00:00	1100.7 Reads
US Gallons (us gal)	10/21/21 06:00:00	1087.4 Reads
US Gallons (us gal)	10/21/21 00:00:00	1087.4 Reads
US Gallons (us gal)	10/20/21 18:00:00	1083.3 Reads
US Gallons (us gal)	10/20/21 06:00:00	1068.9 Reads
US Gallons (us gal)	10/20/21 00:00:00	1068.9 Reads
US Gallons (us gal)	10/19/21 22:00:00	1068.7 Reads
US Gallons (us gal)	10/19/21 14:00:00	1063.4 Reads
US Gallons (us gal)	10/19/21 06:00:00	1049.1 Reads
US Gallons (us gal)	10/19/21 00:00:00	1049.1 Reads
US Gallons (us gal)	10/18/21 14:00:00	1019.6 Reads
US Gallons (us gal)	10/18/21 06:00:00	981.9 Reads
US Gallons (us gal)	10/18/21 00:00:00	981.9 Reads
US Gallons (us gal)	10/17/21 18:00:00	932.8 Reads
US Gallons (us gal)	10/17/21 10:00:00	871 Reads
US Gallons (us gal)	10/17/21 02:00:00	870 Reads
US Gallons (us gal)	10/17/21 00:00:00	870 Reads
US Gallons (us gal)	10/16/21 14:00:00	807.9 Reads
US Gallons (us gal)	10/16/21 02:00:00	799 Reads
US Gallons (us gal)	10/16/21 00:00:00	799 Reads
US Gallons (us gal)	10/15/21 18:00:00	794.9 Reads
US Gallons (us gal)	10/15/21 06:00:00	775.7 Reads
US Gallons (us gal)	10/15/21 00:00:00	775.7 Reads
US Gallons (us gal)	10/14/21 22:00:00	775.3 Reads
US Gallons (us gal)	10/14/21 14:00:00	769.7 Reads
US Gallons (us gal)	10/14/21 06:00:00	752.9 Reads
US Gallons (us gal)	10/14/21 00:00:00	750 Reads
US Gallons (us gal)	10/13/21 22:00:00	749.3 Reads
US Gallons (us gal)	10/13/21 14:00:00	747.6 Reads
US Gallons (us gal)	10/13/21 06:00:00	729.2 Reads
US Gallons (us gal)	10/13/21 00:00:00	729.2 Reads
US Gallons (us gal)	10/12/21 22:00:00	729 Reads
US Gallons (us gal)	10/12/21 10:00:00	707.2 Reads
US Gallons (us gal)	10/12/21 02:00:00	701.9 Reads
US Gallons (us gal)	10/12/21 00:00:00	701.9 Reads
US Gallons (us gal)	10/11/21 18:00:00	701.2 Reads
US Gallons (us gal)	10/11/21 06:00:00	682.9 Reads
US Gallons (us gal)	10/11/21 00:00:00	682.9 Reads
US Gallons (us gal)	10/10/21 22:00:00	682.8 Reads
US Gallons (us gal)	10/10/21 14:00:00	577.1 Reads
US Gallons (us gal)	10/10/21 06:00:00	566.6 Reads
US Gallons (us gal)	10/10/21 00:00:00	566.6 Reads
US Gallons (us gal)	10/09/21 14:00:00	557.1 Reads

US Gallons (us gal)	10/09/21 06:00:00	545.2 Reads
US Gallons (us gal)	10/09/21 00:00:00	545.2 Reads
US Gallons (us gal)	10/08/21 22:00:00	545 Reads
US Gallons (us gal)	10/08/21 14:00:00	540 Reads
US Gallons (us gal)	10/08/21 06:00:00	523.9 Reads
US Gallons (us gal)	10/08/21 00:00:00	523.9 Reads
US Gallons (us gal)	10/07/21 22:00:00	523.9 Reads
US Gallons (us gal)	10/07/21 14:00:00	517.9 Reads
US Gallons (us gal)	10/07/21 02:00:00	501.4 Reads
US Gallons (us gal)	10/07/21 00:00:00	501.4 Reads
US Gallons (us gal)	10/06/21 18:00:00	500.6 Reads
US Gallons (us gal)	10/06/21 10:00:00	487.5 Reads
US Gallons (us gal)	10/06/21 02:00:00	482.2 Reads
US Gallons (us gal)	10/06/21 00:00:00	482.2 Reads
US Gallons (us gal)	10/05/21 18:00:00	478 Reads
US Gallons (us gal)	10/05/21 10:00:00	465 Reads
US Gallons (us gal)	10/05/21 02:00:00	459.3 Reads
US Gallons (us gal)	10/05/21 00:00:00	459.3 Reads
US Gallons (us gal)	10/04/21 14:00:00	453.2 Reads
US Gallons (us gal)	10/04/21 06:00:00	436.5 Reads
US Gallons (us gal)	10/04/21 00:00:00	436.5 Reads
US Gallons (us gal)	10/03/21 22:00:00	436.4 Reads
US Gallons (us gal)	10/03/21 10:00:00	367.2 Reads
US Gallons (us gal)	10/03/21 02:00:00	367.2 Reads
US Gallons (us gal)	10/03/21 00:00:00	367.2 Reads
US Gallons (us gal)	10/02/21 14:00:00	353.8 Reads
US Gallons (us gal)	10/02/21 06:00:00	348.4 Reads
US Gallons (us gal)	10/02/21 00:00:00	348.4 Reads
US Gallons (us gal)	10/01/21 22:00:00	348.4 Reads
US Gallons (us gal)	10/01/21 14:00:00	343.1 Reads
US Gallons (us gal)	10/01/21 02:00:00	329.7 Reads
US Gallons (us gal)	10/01/21 00:00:00	329.7 Reads
US Gallons (us gal)	09/30/21 18:00:00	325.6 Reads
US Gallons (us gal)	09/30/21 02:00:00	306.8 Reads
US Gallons (us gal)	09/30/21 00:00:00	306.8 Reads
US Gallons (us gal)	09/29/21 18:00:00	302.7 Reads
US Gallons (us gal)	09/29/21 10:00:00	287.7 Reads
US Gallons (us gal)	09/29/21 02:00:00	282 Reads
US Gallons (us gal)	09/29/21 00:00:00	282 Reads
US Gallons (us gal)	09/28/21 18:00:00	277.8 Reads
US Gallons (us gal)	09/28/21 10:00:00	264 Reads
US Gallons (us gal)	09/28/21 02:00:00	258.8 Reads
US Gallons (us gal)	09/28/21 00:00:00	258.8 Reads
US Gallons (us gal)	09/27/21 14:00:00	252.4 Reads
US Gallons (us gal)	09/27/21 02:00:00	236 Reads
US Gallons (us gal)	09/27/21 00:00:00	236 Reads
US Gallons (us gal)	09/26/21 00:00:00	113 Reads

US Gallons (us gal)  
US Gallons (us gal)

09/25/21 00:00:00  
09/24/21 11:00:00

47.8 Reads  
30 Reads

**PWSA Exhibit 7**  
**Account History –**  
**110 Denniston Street, Unit #232**

Pittsburgh Water & Sewer Authority

Location  
Customer

5011728 100 DENNISTON ST #232 PITTSBURGH PA 15206  
1160584 TIRLOCHAN WALIA

Date	Activity	Transaction	Consumption	Amount	Balance
7/29/2022	Payment	PYMT00009938358		(\$55.86)	\$0.00
7/18/2022	Bill	BILL00020697928	1	\$55.86	\$55.86
6/27/2022	Payment	PYMT00009829224		(\$55.86)	\$0.00
6/16/2022	Bill	BILL00020548534	1	\$55.86	\$55.86
6/6/2022	Payment	PYMT00009757383		(\$55.86)	\$0.00
5/18/2022	Bill	BILL00020414767	1	\$55.86	\$55.86
5/3/2022	Payment	PYMT00009648100		(\$55.86)	\$0.00
4/20/2022	Bill	BILL00020282019	1	\$55.86	\$55.86
4/4/2022	Payment	PYMT00009554921		(\$46.13)	\$0.00
3/17/2022	Bill	BILL00020134340		\$46.13	\$46.13
3/7/2022	Payment	PYMT00009457065		(\$86.69)	\$0.00
2/17/2022	Bill	BILL00019971230	2	\$86.69	\$86.69
2/3/2022	Payment	PYMT00009346591		(\$53.68)	\$0.00
1/19/2022	Bill	BILL00019777983	1	\$53.68	\$53.68
12/31/2021	Payment	PYMT00009242390		(\$43.94)	\$0.00
12/16/2021	Bill	BILL00019639785		\$43.94	\$43.94
12/2/2021	Payment	PYMT00009146189		(\$83.03)	\$0.00
11/18/2021	Bill	BILL00019493537	2	\$83.03	\$83.03
11/1/2021	Payment	PYMT00009040356		(\$53.04)	\$0.00
10/18/2021	Bill	BILL00019317992	1	\$53.04	\$53.04
10/4/2021	Payment	PYMT00008951845		(\$53.04)	\$0.00
9/17/2021	Bill	BILL00019137943	1	\$53.04	\$53.04
9/2/2021	Payment	PYMT00008855542		(\$53.04)	\$0.00
8/18/2021	Bill	BILL00018944097	1	\$53.04	\$53.04
8/2/2021	Payment	PYMT00008750416		(\$53.04)	\$0.00
7/19/2021	Bill	BILL00018753629	1	\$53.04	\$53.04
6/30/2021	Payment	PYMT00008654630		(\$53.04)	\$0.00
6/16/2021	Bill	BILL00018556576	1	\$53.04	\$53.04
6/2/2021	Payment	PYMT00008561458		(\$53.04)	\$0.00
5/18/2021	Bill	BILL00018367719	1	\$53.04	\$53.04
4/29/2021	Payment	PYMT00008453860		(\$53.04)	\$0.00
4/19/2021	Bill	BILL00018175481	1	\$53.04	\$53.04
4/1/2021	Payment	PYMT00008361197		(\$53.04)	\$0.00
3/18/2021	Bill	BILL00018003411	1	\$53.04	\$53.04
3/1/2021	Payment	PYMT00008260117		(\$52.91)	\$0.00
2/16/2021	Bill	BILL00017793255	1	\$52.91	\$52.91
2/1/2021	Payment	PYMT00008169934		(\$50.36)	\$0.00
1/18/2021	Bill	BILL00017612195	1	\$50.36	\$50.36
12/31/2020	Payment	PYMT00008087613		(\$50.00)	\$0.00
12/15/2020	Bill	BILL00017465376	1	\$50.00	\$50.00
12/3/2020	Payment	PYMT00007998521		(\$50.00)	\$0.00
11/16/2020	Bill	BILL00017248366	1	\$50.00	\$50.00
10/29/2020	Payment	PYMT00007888138		(\$50.00)	\$0.00
10/15/2020	Bill	BILL00017090982	1	\$50.00	\$50.00
9/28/2020	Payment	PYMT00007778441		(\$76.97)	\$0.00

9/16/2020 Bill	BILL00016919270	2	\$76.97	\$76.97
8/27/2020 Payment	PYMT00007683844		(\$50.00)	\$0.00
8/17/2020 Bill	BILL00016777489	1	\$50.00	\$50.00
7/30/2020 Payment	PYMT00007593983		(\$50.00)	\$0.00
7/16/2020 Bill	BILL00016649681	1	\$50.00	\$50.00
7/3/2020 Payment	PYMT00007531041		(\$50.00)	\$0.00
6/15/2020 Bill	BILL00016514372	1	\$50.00	\$50.00
6/4/2020 Payment	PYMT00007421700		(\$50.00)	\$0.00
5/17/2020 Bill	BILL00016385484	1	\$50.00	\$50.00
4/27/2020 Payment	PYMT00007296239		(\$50.00)	\$0.00
4/15/2020 Bill	BILL00016264943	1	\$50.00	\$50.00
4/1/2020 Payment	PYMT00007221881		(\$50.00)	\$0.00
3/16/2020 Bill	BILL00016153191	1	\$50.00	\$50.00
3/2/2020 Payment	PYMT00007117304		(\$50.00)	\$0.00
2/16/2020 Bill	BILL00016027917	1	\$50.00	\$50.00
1/30/2020 Payment	PYMT00007011538		(\$49.39)	\$0.00
1/19/2020 Bill	BILL00015904616	1	\$49.39	\$49.39
12/24/2019 Payment	PYMT00006905246		(\$49.05)	\$0.00
12/15/2019 Bill	BILL00015748602	1	\$49.05	\$49.05
12/2/2019 Payment	PYMT00006831344		(\$49.05)	\$0.00
11/17/2019 Bill	BILL00015630917	1	\$49.05	\$49.05
10/30/2019 Payment	PYMT00006729704		(\$49.05)	\$0.00
10/15/2019 Bill	BILL00015463126	1	\$49.05	\$49.05
9/27/2019 Payment	PYMT00006623619		(\$49.05)	\$0.00
9/16/2019 Bill	BILL00015329297	1	\$49.05	\$49.05
8/28/2019 Payment	PYMT00006532529		(\$49.05)	\$0.00
8/14/2019 Bill	BILL00015158259	1	\$49.05	\$49.05
7/29/2019 Payment	PYMT00006429476		(\$49.05)	\$0.00
7/16/2019 Bill	BILL00014976604	1	\$49.05	\$49.05
7/1/2019 Payment	PYMT00006339820		(\$75.46)	\$0.00
6/17/2019 Bill	BILL00014800417	2	\$75.46	\$75.46
5/29/2019 Payment	PYMT00006243180		(\$49.05)	\$0.00
5/14/2019 Bill	BILL00014506106	1	\$49.05	\$49.05
4/29/2019 Payment	PYMT00006140662		(\$41.11)	\$0.00
4/15/2019 Bill	BILL00014267118		\$41.11	\$41.11
3/28/2019 Payment	PYMT00006036625		(\$46.44)	\$0.00
3/17/2019 Bill	BILL00014042244	1	\$46.44	\$46.44
2/27/2019 Payment	PYMT00005941886		(\$44.46)	\$0.00
2/14/2019 Bill	BILL00013786075	1	\$44.46	\$44.46
1/30/2019 Payment	PYMT00005846028		(\$43.89)	\$0.00
1/15/2019 Bill	BILL00013531560	1	\$43.89	\$43.89
12/28/2018 Payment	PYMT00005739895		(\$43.58)	\$0.00
12/16/2018 Bill	BILL00013299495	1	\$43.58	\$43.58
11/26/2018 Payment	PYMT00005637139		(\$67.33)	\$0.00
11/15/2018 Bill	BILL00013025772	2	\$67.33	\$67.33
10/29/2018 Payment	PYMT00005548643		(\$43.58)	\$0.00
10/15/2018 Bill	BILL00012783264	1	\$43.58	\$43.58
9/24/2018 Payment	PYMT00005432228		(\$43.58)	\$0.00
9/13/2018 Bill	BILL00012572330	1	\$43.58	\$43.58
8/24/2018 Payment	PYMT00005336472		(\$43.58)	\$0.00
8/14/2018 Bill	BILL00012321191	1	\$43.58	\$43.58

7/25/2018 Payment	PYMT00005237125		(\$43.58)	\$0.00
7/16/2018 Bill	BILL00012107597	1	\$43.58	\$43.58
6/27/2018 Payment	PYMT00005148532		(\$43.58)	\$0.00
6/14/2018 Bill	BILL00011909641	1	\$43.58	\$43.58
5/25/2018 Payment	PYMT00005039095		(\$43.58)	\$0.00
5/15/2018 Bill	BILL00011693114	1	\$43.58	\$43.58
4/24/2018 Payment	PYMT00004935814		(\$67.33)	\$0.00
4/15/2018 Bill	BILL00011474812	2	\$67.33	\$67.33
3/28/2018 Payment	PYMT00004851171		(\$43.58)	\$0.00
3/14/2018 Bill	BILL00011268577	1	\$43.58	\$43.58
2/26/2018 Payment	PYMT00004742289		(\$43.58)	\$0.00
2/15/2018 Bill	BILL00011079314	1	\$43.58	\$43.58
1/26/2018 Payment	PYMT00004651904		(\$37.79)	\$0.00
1/16/2018 Bill	BILL00010849052	1	\$37.79	\$37.79
1/2/2018 Payment	PYMT00004563584		(\$36.26)	\$0.00
12/14/2017 Bill	BILL00010654356	1	\$36.26	\$36.26
11/29/2017 Payment	PYMT00004455944		(\$36.26)	\$0.00
11/15/2017 Bill	BILL00010444278	1	\$36.26	\$36.26
10/23/2017 Payment	PYMT00004339085		(\$36.26)	\$0.00
10/12/2017 Bill	BILL00010212517	1	\$36.26	\$36.26
9/25/2017 Payment	PYMT00004245767		(\$54.97)	\$0.00
9/14/2017 Bill	BILL00009989541	2	\$54.97	\$54.97
8/28/2017 Payment	PYMT00004165430		(\$36.26)	\$0.00
8/14/2017 Bill	BILL00009773628	1	\$36.26	\$36.26
7/28/2017 Payment	PYMT00004064477		(\$54.97)	\$0.00
7/14/2017 Bill	BILL00009530576	2	\$54.97	\$54.97
6/30/2017 Payment	PYMT00003982364		(\$36.26)	\$0.00
6/20/2017 Bill	BILL00009378023	1	\$36.26	\$36.26
6/8/2017 Payment	PYMT00003919496		(\$36.26)	\$0.00
5/23/2017 Bill	BILL00009174129	1	\$36.26	\$36.26
5/5/2017 Payment	PYMT00003809890		(\$36.26)	\$0.00
4/23/2017 Bill	BILL00008969206	1	\$36.26	\$36.26
4/5/2017 Payment	PYMT00003708735		(\$36.26)	\$0.00
3/24/2017 Bill	BILL00008751959	1	\$36.26	\$36.26
3/2/2017 Payment	PYMT00003591950		(\$54.97)	\$0.00
2/21/2017 Bill	BILL00008536759	2	\$54.97	\$54.97
2/3/2017 Payment	PYMT00003514413		(\$34.50)	\$0.00
1/22/2017 Bill	BILL00008330067	1	\$34.50	\$34.50
1/5/2017 Payment	PYMT00003415595		(\$49.19)	\$0.00
12/20/2016 Bill	BILL00008106389	2	\$49.19	\$49.19
11/30/2016 Payment	PYMT00003305769		(\$49.19)	\$0.00
11/17/2016 Bill	BILL00007860544	2	\$49.19	\$49.19
10/26/2016 Payment	PYMT00003201405		(\$32.63)	\$0.00
10/13/2016 Bill	BILL00007618749	1	\$32.63	\$32.63
9/22/2016 Payment	PYMT00003106103		(\$49.19)	\$0.00
9/14/2016 Bill	BILL00007396903	2	\$49.19	\$49.19
8/17/2016 Payment	PYMT00003016937		(\$32.63)	\$0.00
8/9/2016 Bill	BILL00007147335	1	\$32.63	\$32.63
7/25/2016 Payment	PYMT00002951166		(\$32.63)	\$0.00
7/12/2016 Bill	BILL00006939848	1	\$32.63	\$32.63
6/22/2016 Payment	PYMT00002869805		(\$49.19)	\$0.00

6/13/2016 Bill	BILL00006742293	2	\$49.19	\$49.19
5/25/2016 Payment	PYMT00002798775		(\$32.63)	\$0.00
5/15/2016 Bill	BILL00006563031	1	\$32.63	\$32.63
4/27/2016 Payment	PYMT00002720470		(\$32.63)	\$0.00
4/15/2016 Bill	BILL00006378626	1	\$32.63	\$32.63
3/30/2016 Payment	PYMT00002650630		(\$32.63)	\$0.00
3/17/2016 Bill	BILL00006221587	1	\$32.63	\$32.63
3/7/2016 Payment	PYMT00002592532		(\$49.19)	\$0.00
2/23/2016 Bill	BILL00006000052	2	\$49.19	\$49.19
2/19/2016 Payment	PYMT00002549952		(\$31.45)	\$0.00
2/2/2016 Bill	BILL00005821581	1	\$31.45	\$31.45
2/2/2016 Bill - Void	BILL00005770500	1	(\$31.45)	\$0.00
2/2/2016 Bill - Void	BILL00005791250		(\$26.40)	\$31.45
1/28/2016 Bill	BILL00005791250		\$26.40	\$57.85
1/28/2016 Bill	BILL00005770500	1	\$31.45	\$31.45
1/8/2016 Payment	PYMT00002451244		(\$46.32)	\$0.00
12/23/2015 Bill	BILL00005528886	2	\$46.32	\$46.32
12/2/2015 Payment	PYMT00002361075		(\$30.46)	\$0.00
11/18/2015 Bill	BILL00005250264	1	\$30.46	\$30.46
11/5/2015 Payment	PYMT00002286727		(\$30.46)	\$0.00
10/23/2015 Bill	BILL00005028327	1	\$30.46	\$30.46
10/5/2015 Payment	PYMT00002193190		(\$30.46)	\$0.00
9/24/2015 Bill	BILL00004794343	1	\$30.46	\$30.46
9/3/2015 Payment	PYMT00002120545		(\$46.32)	\$0.00
8/21/2015 Bill	BILL00004595110	2	\$46.32	\$46.32
8/6/2015 Payment	PYMT00002051934		(\$30.46)	\$0.00
7/22/2015 Bill	BILL00004413729	1	\$30.46	\$30.46
7/8/2015 Payment	PYMT00001973133		(\$46.32)	\$0.00
6/26/2015 Payment	PYMT00001943633		(\$30.46)	\$46.32
6/23/2015 Bill	BILL00004169577	2	\$46.32	\$76.78
6/15/2015 Bill - Void	BILL00003950265	1	(\$30.46)	\$30.46
6/15/2015 Bill - Void	BILL00003888513	1	(\$30.46)	\$60.92
6/9/2015 Bill	BILL00004048804	1	\$30.46	\$91.38
6/1/2015 Bill	BILL00003888513	1	\$30.46	\$60.92
5/29/2015 Bill	BILL00003950265	1	\$30.46	\$30.46
5/8/2015 Payment	PYMT00001817654		(\$30.46)	\$0.00
4/28/2015 Bill	BILL00003665898	1	\$30.46	\$30.46
4/7/2015 Payment	PYMT00001736309		(\$46.32)	\$0.00
3/27/2015 Bill	BILL00003483669	2	\$46.32	\$46.32
3/4/2015 Payment	PYMT00001630886		(\$30.46)	\$0.00
2/20/2015 Bill	BILL00003260299	1	\$30.46	\$30.46
2/9/2015 Payment	PYMT00001554123		(\$29.57)	\$0.00
1/28/2015 Bill	BILL00003118503	1	\$29.57	\$29.57
1/12/2015 Payment	PYMT00001469326		(\$28.07)	\$0.00
12/26/2014 Bill	BILL00002928543	1	\$28.07	\$28.07
12/5/2014 Payment	PYMT00001363022		(\$43.16)	\$0.00
11/21/2014 Bill	BILL00002698216	2	\$43.16	\$43.16
11/5/2014 Payment	PYMT00001270478		(\$28.07)	\$0.00
10/27/2014 Bill	BILL00002468791	1	\$28.07	\$28.07
10/8/2014 Payment	PYMT00001182823		(\$43.16)	\$0.00
9/28/2014 Bill	BILL00002199880	2	\$43.16	\$43.16

9/11/2014 Payment	PYMT00001092140		(\$28.06)	\$0.00
8/29/2014 Bill	BILL00002012279	1	\$28.06	\$28.06
8/6/2014 Payment	PYMT00000979060		(\$43.16)	\$0.00
7/29/2014 Bill	BILL00001819332	2	\$43.16	\$43.16
7/9/2014 Payment	PYMT00000900873		(\$28.07)	\$0.00
6/24/2014 Bill	BILL00001545399	1	\$28.07	\$28.07
5/30/2014 Payment	PYMT00000772603		(\$28.07)	\$0.00
5/23/2014 Bill	BILL00001368097	1	\$28.07	\$28.07
5/2/2014 Payment	PYMT00000689375		(\$43.16)	\$0.00
4/22/2014 Bill	BILL00001200834	2	\$43.16	\$43.16
4/7/2014 Payment	PYMT00000607196		(\$28.07)	\$0.00
3/24/2014 Bill	BILL00000997361	1	\$28.07	\$28.07
3/7/2014 Payment	PYMT00000514420		(\$28.07)	\$0.00
2/21/2014 Bill	BILL00000793945	1	\$28.07	\$28.07
2/14/2014 Payment	PYMT00000437226		(\$41.04)	\$0.00
1/23/2014 Bill	BILL00000605320	2	\$41.04	\$41.04
1/3/2014 Payment	PYMT00000305893		(\$25.09)	\$0.00
12/23/2013 Bill	BILL00000387261	1	\$25.09	\$25.09
12/4/2013 Payment	PYMT00000202381		(\$25.09)	\$0.00
11/22/2013 Bill	BILL00000184355	1	\$25.09	\$25.09
10/31/2013 Payment	PYMT00000126450		(\$25.09)	\$0.00
10/22/2013 Period Beginning Balance	MISC00001185620		\$2.72	\$25.09
10/22/2013 Period Beginning Balance	MISC00001185619		\$15.03	\$22.37
10/22/2013 Period Beginning Balance	MISC00001185618		\$7.34	\$7.34

**PWSA Exhibit 8**  
**Meter Readings with Calculated Usage**  
**100 Denniston Street, Unit #232**

DEVICE 0021134648  
 ACCOUNT 50117281119570  
 RADIO 97953500  
 CUSTOMER TIRLOCHAN WALIA  
 LOCATION 100 Denniston St #232 Pittsburgh PA 15206  
 PROCESSED DATE/TIME Sep 7, 2022 7:00:36 AM  
 UPLOADED DATE/TIME Sep 7, 2022 12:45:04 AM

Metric	Time	Read	Usage
US Gallons (us gal)	09/07/22 10:00:00	11524.6	5
US Gallons (us gal)	09/07/22 06:00:00	11520	0
US Gallons (us gal)	09/07/22 02:00:00	11520	0
US Gallons (us gal)	09/07/22 00:00:00	11520	4
US Gallons (us gal)	09/06/22 22:00:00	11516.5	1
US Gallons (us gal)	09/06/22 18:00:00	11515.5	2
US Gallons (us gal)	09/06/22 14:00:00	11513.4	13
US Gallons (us gal)	09/06/22 10:00:00	11500.7	1
US Gallons (us gal)	09/06/22 02:00:00	11499.9	0
US Gallons (us gal)	09/06/22 00:00:00	11499.9	0
US Gallons (us gal)	09/05/22 22:00:00	11499.8	18
US Gallons (us gal)	09/05/22 10:00:00	11481.6	0
US Gallons (us gal)	09/05/22 06:00:00	11481.4	0
US Gallons (us gal)	09/05/22 00:00:00	11481.4	4
US Gallons (us gal)	09/04/22 22:00:00	11477.9	49
US Gallons (us gal)	09/04/22 18:00:00	11428.9	10
US Gallons (us gal)	09/04/22 14:00:00	11419.1	6
US Gallons (us gal)	09/04/22 06:00:00	11412.8	0
US Gallons (us gal)	09/04/22 02:00:00	11412.8	0
US Gallons (us gal)	09/04/22 00:00:00	11412.8	0
US Gallons (us gal)	09/03/22 22:00:00	11412.7	1
US Gallons (us gal)	09/03/22 18:00:00	11411.5	15
US Gallons (us gal)	09/03/22 14:00:00	11396.4	10
US Gallons (us gal)	09/03/22 02:00:00	11386.8	0
US Gallons (us gal)	09/03/22 00:00:00	11386.8	0
US Gallons (us gal)	09/02/22 22:00:00	11386.7	4
US Gallons (us gal)	09/02/22 18:00:00	11383	1
US Gallons (us gal)	09/02/22 14:00:00	11381.7	10
US Gallons (us gal)	09/02/22 10:00:00	11372.2	5
US Gallons (us gal)	09/02/22 06:00:00	11367.6	0
US Gallons (us gal)	09/02/22 02:00:00	11367.6	0
US Gallons (us gal)	09/02/22 00:00:00	11367.6	1
US Gallons (us gal)	09/01/22 22:00:00	11367.1	4
US Gallons (us gal)	09/01/22 18:00:00	11363.3	1
US Gallons (us gal)	09/01/22 14:00:00	11362.1	53
US Gallons (us gal)	09/01/22 10:00:00	11308.7	1
US Gallons (us gal)	09/01/22 02:00:00	11307.8	0

US Gallons (us gal)	09/01/22 00:00:00	11307.8	4
US Gallons (us gal)	08/31/22 18:00:00	11304.1	1
US Gallons (us gal)	08/31/22 14:00:00	11302.9	16
US Gallons (us gal)	08/31/22 10:00:00	11286.6	1
US Gallons (us gal)	08/31/22 06:00:00	11286	0
US Gallons (us gal)	08/31/22 00:00:00	11286	4
US Gallons (us gal)	08/30/22 18:00:00	11281.6	1
US Gallons (us gal)	08/30/22 14:00:00	11280.8	13
US Gallons (us gal)	08/30/22 10:00:00	11267.7	1
US Gallons (us gal)	08/30/22 02:00:00	11266.8	0
US Gallons (us gal)	08/30/22 00:00:00	11266.8	0
US Gallons (us gal)	08/29/22 22:00:00	11266.8	4
US Gallons (us gal)	08/29/22 18:00:00	11262.8	20
US Gallons (us gal)	08/29/22 06:00:00	11243.3	0
US Gallons (us gal)	08/29/22 02:00:00	11243.3	0
US Gallons (us gal)	08/29/22 00:00:00	11243.3	0
US Gallons (us gal)	08/28/22 22:00:00	11243.1	106
US Gallons (us gal)	08/28/22 14:00:00	11136.7	5
US Gallons (us gal)	08/28/22 02:00:00	11131.3	0
US Gallons (us gal)	08/28/22 00:00:00	11131.3	1
US Gallons (us gal)	08/27/22 18:00:00	11130.6	15
US Gallons (us gal)	08/27/22 14:00:00	11115.5	6
US Gallons (us gal)	08/27/22 10:00:00	11109.7	1
US Gallons (us gal)	08/27/22 06:00:00	11108.6	0
US Gallons (us gal)	08/27/22 00:00:00	11108.6	0
US Gallons (us gal)	08/26/22 22:00:00	11108.4	4
US Gallons (us gal)	08/26/22 18:00:00	11104.9	2
US Gallons (us gal)	08/26/22 14:00:00	11102.7	16
US Gallons (us gal)	08/26/22 10:00:00	11086.3	1
US Gallons (us gal)	08/26/22 06:00:00	11085.6	0
US Gallons (us gal)	08/26/22 02:00:00	11085.6	0
US Gallons (us gal)	08/26/22 00:00:00	11085.6	0
US Gallons (us gal)	08/25/22 22:00:00	11085.4	4
US Gallons (us gal)	08/25/22 18:00:00	11081.4	2
US Gallons (us gal)	08/25/22 14:00:00	11079.9	13
US Gallons (us gal)	08/25/22 10:00:00	11066.6	0
US Gallons (us gal)	08/25/22 00:00:00	11066.6	1
US Gallons (us gal)	08/24/22 22:00:00	11065.8	4
US Gallons (us gal)	08/24/22 18:00:00	11061.8	1
US Gallons (us gal)	08/24/22 14:00:00	11060.5	13
US Gallons (us gal)	08/24/22 06:00:00	11047.1	0
US Gallons (us gal)	08/24/22 02:00:00	11047.1	0
US Gallons (us gal)	08/24/22 00:00:00	11047.1	0
US Gallons (us gal)	08/23/22 22:00:00	11047	4
US Gallons (us gal)	08/23/22 18:00:00	11043.3	11
US Gallons (us gal)	08/23/22 10:00:00	11032	4
US Gallons (us gal)	08/23/22 06:00:00	11027.7	0

US Gallons (us gal)	08/23/22 02:00:00	11027.7	0
US Gallons (us gal)	08/23/22 00:00:00	11027.7	0
US Gallons (us gal)	08/22/22 22:00:00	11027.6	4
US Gallons (us gal)	08/22/22 18:00:00	11023.8	1
US Gallons (us gal)	08/22/22 14:00:00	11022.6	11
US Gallons (us gal)	08/22/22 10:00:00	11011.2	1
US Gallons (us gal)	08/22/22 06:00:00	11010.6	0
US Gallons (us gal)	08/22/22 02:00:00	11010.6	0
US Gallons (us gal)	08/22/22 00:00:00	11010.6	0
US Gallons (us gal)	08/21/22 22:00:00	11010.5	63
US Gallons (us gal)	08/21/22 14:00:00	10947.4	7
US Gallons (us gal)	08/21/22 10:00:00	10940.5	1
US Gallons (us gal)	08/21/22 06:00:00	10939.8	0
US Gallons (us gal)	08/21/22 00:00:00	10939.8	4
US Gallons (us gal)	08/20/22 22:00:00	10936.3	1
US Gallons (us gal)	08/20/22 18:00:00	10935.5	11
US Gallons (us gal)	08/20/22 14:00:00	10924.4	7
US Gallons (us gal)	08/20/22 02:00:00	10917.8	0
US Gallons (us gal)	08/20/22 00:00:00	10917.8	0
US Gallons (us gal)	08/19/22 22:00:00	10917.7	6
US Gallons (us gal)	08/19/22 14:00:00	10912	19
US Gallons (us gal)	08/19/22 06:00:00	10893.4	0
US Gallons (us gal)	08/19/22 02:00:00	10893.4	0
US Gallons (us gal)	08/19/22 00:00:00	10893.4	4
US Gallons (us gal)	08/18/22 22:00:00	10889.7	1
US Gallons (us gal)	08/18/22 18:00:00	10889	1
US Gallons (us gal)	08/18/22 14:00:00	10888.1	10
US Gallons (us gal)	08/18/22 10:00:00	10878	4
US Gallons (us gal)	08/18/22 06:00:00	10873.7	0
US Gallons (us gal)	08/18/22 02:00:00	10873.7	0
US Gallons (us gal)	08/18/22 00:00:00	10873.7	0
US Gallons (us gal)	08/17/22 22:00:00	10873.6	19
US Gallons (us gal)	08/17/22 06:00:00	10855	0
US Gallons (us gal)	08/17/22 02:00:00	10855	0
US Gallons (us gal)	08/17/22 00:00:00	10855	0
US Gallons (us gal)	08/16/22 22:00:00	10855	19
US Gallons (us gal)	08/16/22 10:00:00	10836.2	0
US Gallons (us gal)	08/16/22 00:00:00	10836.2	1
US Gallons (us gal)	08/15/22 22:00:00	10835.4	4
US Gallons (us gal)	08/15/22 18:00:00	10831.2	1
US Gallons (us gal)	08/15/22 14:00:00	10830.2	13
US Gallons (us gal)	08/15/22 10:00:00	10817	1
US Gallons (us gal)	08/15/22 06:00:00	10816.4	0
US Gallons (us gal)	08/15/22 02:00:00	10816.4	0
US Gallons (us gal)	08/15/22 00:00:00	10816.4	0
US Gallons (us gal)	08/14/22 22:00:00	10816.4	31
US Gallons (us gal)	08/14/22 18:00:00	10785.9	80

US Gallons (us gal)	08/14/22 14:00:00	10706.4	0
US Gallons (us gal)	08/14/22 00:00:00	10706.4	24
US Gallons (us gal)	08/13/22 14:00:00	10682.1	6
US Gallons (us gal)	08/13/22 06:00:00	10675.8	0
US Gallons (us gal)	08/13/22 02:00:00	10675.8	0
US Gallons (us gal)	08/13/22 00:00:00	10675.8	0
US Gallons (us gal)	08/12/22 22:00:00	10675.6	5
US Gallons (us gal)	08/12/22 18:00:00	10670.9	14
US Gallons (us gal)	08/12/22 10:00:00	10656.7	1
US Gallons (us gal)	08/12/22 06:00:00	10656	0
US Gallons (us gal)	08/12/22 02:00:00	10656	0
US Gallons (us gal)	08/12/22 00:00:00	10656	0
US Gallons (us gal)	08/11/22 22:00:00	10655.9	4
US Gallons (us gal)	08/11/22 18:00:00	10652.2	1
US Gallons (us gal)	08/11/22 14:00:00	10651.2	13
US Gallons (us gal)	08/11/22 10:00:00	10638.3	1
US Gallons (us gal)	08/11/22 06:00:00	10637.6	0
US Gallons (us gal)	08/11/22 00:00:00	10637.6	0
US Gallons (us gal)	08/10/22 22:00:00	10637.6	4
US Gallons (us gal)	08/10/22 18:00:00	10633.6	1
US Gallons (us gal)	08/10/22 14:00:00	10632.4	14
US Gallons (us gal)	08/10/22 06:00:00	10618.8	0
US Gallons (us gal)	08/10/22 02:00:00	10618.8	0
US Gallons (us gal)	08/10/22 00:00:00	10618.8	7
US Gallons (us gal)	08/09/22 14:00:00	10612.1	9
US Gallons (us gal)	08/09/22 10:00:00	10602.9	5
US Gallons (us gal)	08/09/22 02:00:00	10598.3	0
US Gallons (us gal)	08/09/22 00:00:00	10598.3	0
US Gallons (us gal)	08/08/22 22:00:00	10598.3	4
US Gallons (us gal)	08/08/22 18:00:00	10594.5	14
US Gallons (us gal)	08/08/22 06:00:00	10580.3	0
US Gallons (us gal)	08/08/22 02:00:00	10580.3	0
US Gallons (us gal)	08/08/22 00:00:00	10580.3	4
US Gallons (us gal)	08/07/22 22:00:00	10576.8	49
US Gallons (us gal)	08/07/22 18:00:00	10527.4	20
US Gallons (us gal)	08/07/22 10:00:00	10507.5	4
US Gallons (us gal)	08/07/22 06:00:00	10503.3	0
US Gallons (us gal)	08/07/22 02:00:00	10503.3	0
US Gallons (us gal)	08/07/22 00:00:00	10503.3	0
US Gallons (us gal)	08/06/22 22:00:00	10503.1	2
US Gallons (us gal)	08/06/22 18:00:00	10501.6	20
US Gallons (us gal)	08/06/22 10:00:00	10482.1	1
US Gallons (us gal)	08/06/22 06:00:00	10481.2	0
US Gallons (us gal)	08/06/22 02:00:00	10481.2	0
US Gallons (us gal)	08/06/22 00:00:00	10481.2	0
US Gallons (us gal)	08/05/22 22:00:00	10481.1	4
US Gallons (us gal)	08/05/22 18:00:00	10477.2	1

US Gallons (us gal)	08/05/22 14:00:00	10475.9	15
US Gallons (us gal)	08/05/22 06:00:00	10461	0
US Gallons (us gal)	08/05/22 02:00:00	10461	0
US Gallons (us gal)	08/05/22 00:00:00	10461	5
US Gallons (us gal)	08/04/22 18:00:00	10456.5	2
US Gallons (us gal)	08/04/22 14:00:00	10454.3	1
US Gallons (us gal)	08/04/22 10:00:00	10453.4	13
US Gallons (us gal)	08/04/22 06:00:00	10440.2	0
US Gallons (us gal)	08/04/22 02:00:00	10440.2	0
US Gallons (us gal)	08/04/22 00:00:00	10440.2	0
US Gallons (us gal)	08/03/22 22:00:00	10440.1	6
US Gallons (us gal)	08/03/22 14:00:00	10434.2	14
US Gallons (us gal)	08/03/22 10:00:00	10420.7	1
US Gallons (us gal)	08/03/22 02:00:00	10419.8	0
US Gallons (us gal)	08/03/22 00:00:00	10419.8	5
US Gallons (us gal)	08/02/22 14:00:00	10414.4	14
US Gallons (us gal)	08/02/22 06:00:00	10400.6	0
US Gallons (us gal)	08/02/22 00:00:00	10400.6	0
US Gallons (us gal)	08/01/22 22:00:00	10400.5	6
US Gallons (us gal)	08/01/22 14:00:00	10395	13
US Gallons (us gal)	08/01/22 06:00:00	10381.7	0
US Gallons (us gal)	08/01/22 02:00:00	10381.7	0
US Gallons (us gal)	08/01/22 00:00:00	10381.7	0
US Gallons (us gal)	07/31/22 22:00:00	10381.6	54
US Gallons (us gal)	07/31/22 18:00:00	10327.2	54
US Gallons (us gal)	07/31/22 14:00:00	10273.5	6
US Gallons (us gal)	07/31/22 10:00:00	10267.8	5
US Gallons (us gal)	07/31/22 06:00:00	10263	0
US Gallons (us gal)	07/31/22 02:00:00	10263	0
US Gallons (us gal)	07/31/22 00:00:00	10263	0
US Gallons (us gal)	07/30/22 22:00:00	10262.9	1
US Gallons (us gal)	07/30/22 18:00:00	10262.3	14
US Gallons (us gal)	07/30/22 14:00:00	10248.3	5
US Gallons (us gal)	07/30/22 10:00:00	10243.1	1
US Gallons (us gal)	07/30/22 06:00:00	10242	0
US Gallons (us gal)	07/30/22 02:00:00	10242	0
US Gallons (us gal)	07/30/22 00:00:00	10242	3
US Gallons (us gal)	07/29/22 22:00:00	10238.6	1
US Gallons (us gal)	07/29/22 18:00:00	10237.7	10
US Gallons (us gal)	07/29/22 10:00:00	10228	4
US Gallons (us gal)	07/29/22 02:00:00	10223.7	0
US Gallons (us gal)	07/29/22 00:00:00	10223.7	0
US Gallons (us gal)	07/28/22 22:00:00	10223.6	20
US Gallons (us gal)	07/28/22 02:00:00	10203.3	0
US Gallons (us gal)	07/28/22 00:00:00	10203.3	0
US Gallons (us gal)	07/27/22 22:00:00	10203.2	1
US Gallons (us gal)	07/27/22 18:00:00	10202.2	5

US Gallons (us gal)	07/27/22 14:00:00	10196.8	19
US Gallons (us gal)	07/27/22 06:00:00	10177.9	0
US Gallons (us gal)	07/27/22 02:00:00	10177.9	0
US Gallons (us gal)	07/27/22 00:00:00	10177.9	0
US Gallons (us gal)	07/26/22 22:00:00	10177.7	0
US Gallons (us gal)	07/26/22 18:00:00	10177.5	2
US Gallons (us gal)	07/26/22 14:00:00	10175.6	9
US Gallons (us gal)	07/26/22 10:00:00	10166.4	4
US Gallons (us gal)	07/26/22 02:00:00	10162	0
US Gallons (us gal)	07/26/22 00:00:00	10162	3
US Gallons (us gal)	07/25/22 22:00:00	10158.6	16
US Gallons (us gal)	07/25/22 02:00:00	10143	0
US Gallons (us gal)	07/25/22 00:00:00	10143	50
US Gallons (us gal)	07/24/22 18:00:00	10093.4	11
US Gallons (us gal)	07/24/22 14:00:00	10082.7	6
US Gallons (us gal)	07/24/22 06:00:00	10076.5	0
US Gallons (us gal)	07/24/22 02:00:00	10076.5	0
US Gallons (us gal)	07/24/22 00:00:00	10076.5	0
US Gallons (us gal)	07/23/22 22:00:00	10076.3	17
US Gallons (us gal)	07/23/22 10:00:00	10059	5
US Gallons (us gal)	07/23/22 02:00:00	10054.2	0
US Gallons (us gal)	07/23/22 00:00:00	10054.2	4
US Gallons (us gal)	07/22/22 22:00:00	10050.7	1
US Gallons (us gal)	07/22/22 18:00:00	10050.1	1
US Gallons (us gal)	07/22/22 14:00:00	10048.8	12
US Gallons (us gal)	07/22/22 10:00:00	10036.5	1
US Gallons (us gal)	07/22/22 06:00:00	10035.8	0
US Gallons (us gal)	07/22/22 02:00:00	10035.8	0
US Gallons (us gal)	07/22/22 00:00:00	10035.8	0
US Gallons (us gal)	07/21/22 22:00:00	10035.8	4
US Gallons (us gal)	07/21/22 18:00:00	10032.1	11
US Gallons (us gal)	07/21/22 10:00:00	10021	1
US Gallons (us gal)	07/21/22 00:00:00	10020	7
US Gallons (us gal)	07/20/22 22:00:00	10013	0
US Gallons (us gal)	07/20/22 18:00:00	10012.7	3
US Gallons (us gal)	07/20/22 14:00:00	10010.1	14
US Gallons (us gal)	07/20/22 10:00:00	9995.8	0
US Gallons (us gal)	07/20/22 06:00:00	9995.6	0
US Gallons (us gal)	07/20/22 02:00:00	9995.6	0
US Gallons (us gal)	07/20/22 00:00:00	9995.6	0
US Gallons (us gal)	07/19/22 22:00:00	9995.5	5
US Gallons (us gal)	07/19/22 18:00:00	9990.8	13
US Gallons (us gal)	07/19/22 10:00:00	9977.4	1
US Gallons (us gal)	07/19/22 06:00:00	9976.4	0
US Gallons (us gal)	07/19/22 02:00:00	9976.4	0
US Gallons (us gal)	07/19/22 00:00:00	9976.4	0
US Gallons (us gal)	07/18/22 22:00:00	9976.3	0

US Gallons (us gal)	07/18/22 18:00:00	9975.9	5
US Gallons (us gal)	07/18/22 14:00:00	9971	10
US Gallons (us gal)	07/18/22 10:00:00	9961.3	4
US Gallons (us gal)	07/18/22 06:00:00	9956.9	0
US Gallons (us gal)	07/18/22 00:00:00	9956.9	95
US Gallons (us gal)	07/17/22 18:00:00	9862.4	16
US Gallons (us gal)	07/17/22 14:00:00	9846.9	6
US Gallons (us gal)	07/17/22 06:00:00	9840.7	0
US Gallons (us gal)	07/17/22 00:00:00	9840.7	0
US Gallons (us gal)	07/16/22 22:00:00	9840.6	2
US Gallons (us gal)	07/16/22 18:00:00	9838.4	16
US Gallons (us gal)	07/16/22 14:00:00	9822.2	5
US Gallons (us gal)	07/16/22 10:00:00	9817.1	1
US Gallons (us gal)	07/16/22 06:00:00	9816.1	0
US Gallons (us gal)	07/16/22 00:00:00	9816.1	4
US Gallons (us gal)	07/15/22 22:00:00	9812.3	0
US Gallons (us gal)	07/15/22 18:00:00	9812	2
US Gallons (us gal)	07/15/22 14:00:00	9810.1	14
US Gallons (us gal)	07/15/22 06:00:00	9796.6	0
US Gallons (us gal)	07/15/22 02:00:00	9796.6	0
US Gallons (us gal)	07/15/22 00:00:00	9796.6	4
US Gallons (us gal)	07/14/22 22:00:00	9793	1
US Gallons (us gal)	07/14/22 18:00:00	9792.2	14
US Gallons (us gal)	07/14/22 10:00:00	9778.7	1
US Gallons (us gal)	07/14/22 06:00:00	9777.9	0
US Gallons (us gal)	07/14/22 02:00:00	9777.9	0
US Gallons (us gal)	07/14/22 00:00:00	9777.9	0
US Gallons (us gal)	07/13/22 22:00:00	9777.7	4
US Gallons (us gal)	07/13/22 18:00:00	9774.1	2
US Gallons (us gal)	07/13/22 14:00:00	9772.2	13
US Gallons (us gal)	07/13/22 10:00:00	9759.5	1
US Gallons (us gal)	07/13/22 02:00:00	9758.8	0
US Gallons (us gal)	07/13/22 00:00:00	9758.8	3
US Gallons (us gal)	07/12/22 22:00:00	9755.4	1
US Gallons (us gal)	07/12/22 18:00:00	9754.9	1
US Gallons (us gal)	07/12/22 14:00:00	9754	13
US Gallons (us gal)	07/12/22 10:00:00	9740.8	1
US Gallons (us gal)	07/12/22 06:00:00	9740	0
US Gallons (us gal)	07/12/22 02:00:00	9740	0
US Gallons (us gal)	07/12/22 00:00:00	9740	0
US Gallons (us gal)	07/11/22 22:00:00	9739.9	4
US Gallons (us gal)	07/11/22 18:00:00	9735.8	14
US Gallons (us gal)	07/11/22 10:00:00	9721.9	0
US Gallons (us gal)	07/11/22 00:00:00	9721.9	1
US Gallons (us gal)	07/10/22 22:00:00	9721.1	50
US Gallons (us gal)	07/10/22 18:00:00	9671.2	14
US Gallons (us gal)	07/10/22 14:00:00	9657.5	6

US Gallons (us gal)	07/10/22 10:00:00	9651.6	0
US Gallons (us gal)	07/10/22 06:00:00	9651.6	0
US Gallons (us gal)	07/10/22 02:00:00	9651.6	0
US Gallons (us gal)	07/10/22 00:00:00	9651.6	1
US Gallons (us gal)	07/09/22 18:00:00	9651.1	13
US Gallons (us gal)	07/09/22 14:00:00	9638.4	0
US Gallons (us gal)	07/09/22 00:00:00	9638.4	7
US Gallons (us gal)	07/08/22 22:00:00	9631.2	4
US Gallons (us gal)	07/08/22 18:00:00	9627.6	1
US Gallons (us gal)	07/08/22 14:00:00	9626.3	13
US Gallons (us gal)	07/08/22 10:00:00	9612.9	0
US Gallons (us gal)	07/08/22 06:00:00	9612.5	0
US Gallons (us gal)	07/08/22 02:00:00	9612.5	0
US Gallons (us gal)	07/08/22 00:00:00	9612.5	0
US Gallons (us gal)	07/07/22 22:00:00	9612.4	4
US Gallons (us gal)	07/07/22 18:00:00	9608.6	1
US Gallons (us gal)	07/07/22 14:00:00	9607.2	13
US Gallons (us gal)	07/07/22 10:00:00	9594.7	1
US Gallons (us gal)	07/07/22 02:00:00	9593.9	0
US Gallons (us gal)	07/07/22 00:00:00	9593.9	0
US Gallons (us gal)	07/06/22 22:00:00	9593.8	0
US Gallons (us gal)	07/06/22 18:00:00	9593.5	4
US Gallons (us gal)	07/06/22 14:00:00	9590	15
US Gallons (us gal)	07/06/22 10:00:00	9575.1	5
US Gallons (us gal)	07/06/22 06:00:00	9570.6	0
US Gallons (us gal)	07/06/22 02:00:00	9570.6	0
US Gallons (us gal)	07/06/22 00:00:00	9570.6	4
US Gallons (us gal)	07/05/22 22:00:00	9567.1	2
US Gallons (us gal)	07/05/22 14:00:00	9565.2	13
US Gallons (us gal)	07/05/22 10:00:00	9552.2	4
US Gallons (us gal)	07/05/22 06:00:00	9547.8	0
US Gallons (us gal)	07/05/22 02:00:00	9547.8	0
US Gallons (us gal)	07/05/22 00:00:00	9547.8	1
US Gallons (us gal)	07/04/22 18:00:00	9546.7	5
US Gallons (us gal)	07/04/22 14:00:00	9542.1	17
US Gallons (us gal)	07/04/22 10:00:00	9524.9	1
US Gallons (us gal)	07/04/22 06:00:00	9524.2	0
US Gallons (us gal)	07/04/22 02:00:00	9524.2	0
US Gallons (us gal)	07/04/22 00:00:00	9524.2	0
US Gallons (us gal)	07/03/22 22:00:00	9524.1	84
US Gallons (us gal)	07/03/22 18:00:00	9439.7	25
US Gallons (us gal)	07/03/22 14:00:00	9414.8	50
US Gallons (us gal)	07/03/22 10:00:00	9365.1	0
US Gallons (us gal)	07/03/22 06:00:00	9365.1	0
US Gallons (us gal)	07/03/22 02:00:00	9365.1	0
US Gallons (us gal)	07/03/22 00:00:00	9365.1	0
US Gallons (us gal)	07/02/22 22:00:00	9365.1	2

US Gallons (us gal)	07/02/22 18:00:00	9362.8	13
US Gallons (us gal)	07/02/22 14:00:00	9350.2	2
US Gallons (us gal)	07/02/22 10:00:00	9348.3	4
US Gallons (us gal)	07/02/22 06:00:00	9344.6	0
US Gallons (us gal)	07/02/22 02:00:00	9344.6	0
US Gallons (us gal)	07/02/22 00:00:00	9344.6	0
US Gallons (us gal)	07/01/22 22:00:00	9344.5	48
US Gallons (us gal)	07/01/22 14:00:00	9297	13
US Gallons (us gal)	07/01/22 10:00:00	9283.7	1
US Gallons (us gal)	07/01/22 02:00:00	9283.2	0
US Gallons (us gal)	07/01/22 00:00:00	9283.2	0
US Gallons (us gal)	06/30/22 22:00:00	9283.1	0
US Gallons (us gal)	06/30/22 18:00:00	9282.7	1
US Gallons (us gal)	06/30/22 14:00:00	9281.9	17
US Gallons (us gal)	06/30/22 10:00:00	9265.2	1
US Gallons (us gal)	06/30/22 06:00:00	9264.5	0
US Gallons (us gal)	06/30/22 02:00:00	9264.5	0
US Gallons (us gal)	06/30/22 00:00:00	9264.5	3
US Gallons (us gal)	06/29/22 22:00:00	9261.1	19
US Gallons (us gal)	06/29/22 06:00:00	9242.4	0
US Gallons (us gal)	06/29/22 00:00:00	9242.4	5
US Gallons (us gal)	06/28/22 14:00:00	9237.1	13
US Gallons (us gal)	06/28/22 10:00:00	9224.4	1
US Gallons (us gal)	06/28/22 06:00:00	9223.9	0
US Gallons (us gal)	06/28/22 00:00:00	9223.9	0
US Gallons (us gal)	06/27/22 22:00:00	9223.9	5
US Gallons (us gal)	06/27/22 14:00:00	9218.7	13
US Gallons (us gal)	06/27/22 06:00:00	9205.4	0
US Gallons (us gal)	06/27/22 00:00:00	9205.4	48
US Gallons (us gal)	06/26/22 18:00:00	9157.7	16
US Gallons (us gal)	06/26/22 10:00:00	9142.1	5
US Gallons (us gal)	06/26/22 00:00:00	9137.2	4
US Gallons (us gal)	06/25/22 22:00:00	9133.7	20
US Gallons (us gal)	06/25/22 10:00:00	9113.7	0
US Gallons (us gal)	06/25/22 02:00:00	9113.7	0
US Gallons (us gal)	06/25/22 00:00:00	9113.7	4
US Gallons (us gal)	06/24/22 18:00:00	9109.8	3
US Gallons (us gal)	06/24/22 10:00:00	9106.5	13
US Gallons (us gal)	06/24/22 02:00:00	9093.9	0
US Gallons (us gal)	06/24/22 00:00:00	9093.9	4
US Gallons (us gal)	06/23/22 18:00:00	9090.1	12
US Gallons (us gal)	06/23/22 10:00:00	9078	5
US Gallons (us gal)	06/23/22 02:00:00	9073.5	0
US Gallons (us gal)	06/23/22 00:00:00	9073.5	6
US Gallons (us gal)	06/22/22 14:00:00	9067.5	14
US Gallons (us gal)	06/22/22 06:00:00	9053.8	0
US Gallons (us gal)	06/22/22 00:00:00	9053.8	4

US Gallons (us gal)	06/21/22 18:00:00	9049.5	11
US Gallons (us gal)	06/21/22 10:00:00	9039	5
US Gallons (us gal)	06/21/22 02:00:00	9034.5	0
US Gallons (us gal)	06/21/22 00:00:00	9034.5	4
US Gallons (us gal)	06/20/22 18:00:00	9030.3	14
US Gallons (us gal)	06/20/22 10:00:00	9015.9	1
US Gallons (us gal)	06/20/22 02:00:00	9015.2	0
US Gallons (us gal)	06/20/22 00:00:00	9015.2	74
US Gallons (us gal)	06/19/22 18:00:00	8941.4	63
US Gallons (us gal)	06/19/22 10:00:00	8878	4
US Gallons (us gal)	06/19/22 02:00:00	8873.9	0
US Gallons (us gal)	06/19/22 00:00:00	8873.9	1
US Gallons (us gal)	06/18/22 18:00:00	8872.9	60
US Gallons (us gal)	06/18/22 10:00:00	8813	5
US Gallons (us gal)	06/18/22 02:00:00	8808.5	0
US Gallons (us gal)	06/18/22 00:00:00	8808.5	1
US Gallons (us gal)	06/17/22 18:00:00	8808	11
US Gallons (us gal)	06/17/22 10:00:00	8797.4	5
US Gallons (us gal)	06/17/22 02:00:00	8792.9	0
US Gallons (us gal)	06/17/22 00:00:00	8792.9	4
US Gallons (us gal)	06/16/22 18:00:00	8788.9	15
US Gallons (us gal)	06/16/22 06:00:00	8774.3	0
US Gallons (us gal)	06/16/22 00:00:00	8774.3	0
US Gallons (us gal)	06/15/22 22:00:00	8773.9	6
US Gallons (us gal)	06/15/22 14:00:00	8767.6	16
US Gallons (us gal)	06/15/22 02:00:00	8751.3	0
US Gallons (us gal)	06/15/22 00:00:00	8751.3	2
US Gallons (us gal)	06/14/22 18:00:00	8749.8	21
US Gallons (us gal)	06/14/22 06:00:00	8728.6	0
US Gallons (us gal)	06/14/22 00:00:00	8728.6	0
US Gallons (us gal)	06/13/22 22:00:00	8728.5	6
US Gallons (us gal)	06/13/22 14:00:00	8722.9	14
US Gallons (us gal)	06/13/22 02:00:00	8709.2	0
US Gallons (us gal)	06/13/22 00:00:00	8709.2	64
US Gallons (us gal)	06/12/22 14:00:00	8645.7	6
US Gallons (us gal)	06/12/22 06:00:00	8639.4	0
US Gallons (us gal)	06/12/22 00:00:00	8639.4	0
US Gallons (us gal)	06/11/22 22:00:00	8639.3	16
US Gallons (us gal)	06/11/22 14:00:00	8622.9	6
US Gallons (us gal)	06/11/22 06:00:00	8617.1	0
US Gallons (us gal)	06/11/22 00:00:00	8617.1	0
US Gallons (us gal)	06/10/22 22:00:00	8617	5
US Gallons (us gal)	06/10/22 14:00:00	8611.8	12
US Gallons (us gal)	06/10/22 02:00:00	8599.8	0
US Gallons (us gal)	06/10/22 00:00:00	8599.8	4
US Gallons (us gal)	06/09/22 18:00:00	8595.9	14
US Gallons (us gal)	06/09/22 10:00:00	8581.8	1

US Gallons (us gal)	06/09/22 02:00:00	8581.2	0
US Gallons (us gal)	06/09/22 00:00:00	8581.2	1
US Gallons (us gal)	06/08/22 18:00:00	8580.2	18
US Gallons (us gal)	06/08/22 10:00:00	8562.2	1
US Gallons (us gal)	06/08/22 02:00:00	8561.6	0
US Gallons (us gal)	06/08/22 00:00:00	8561.6	4
US Gallons (us gal)	06/07/22 18:00:00	8557.7	13
US Gallons (us gal)	06/07/22 10:00:00	8545.1	4
US Gallons (us gal)	06/07/22 02:00:00	8540.7	0
US Gallons (us gal)	06/07/22 00:00:00	8540.7	4
US Gallons (us gal)	06/06/22 18:00:00	8536.5	4
US Gallons (us gal)	06/06/22 10:00:00	8532.4	13
US Gallons (us gal)	06/06/22 02:00:00	8519.2	0
US Gallons (us gal)	06/06/22 00:00:00	8519.2	53
US Gallons (us gal)	06/05/22 18:00:00	8465.8	67
US Gallons (us gal)	06/05/22 10:00:00	8399.1	0
US Gallons (us gal)	06/05/22 02:00:00	8398.9	0
US Gallons (us gal)	06/05/22 00:00:00	8398.9	12
US Gallons (us gal)	06/04/22 14:00:00	8386.6	6
US Gallons (us gal)	06/04/22 06:00:00	8380.4	0
US Gallons (us gal)	06/04/22 00:00:00	8380.4	0
US Gallons (us gal)	06/03/22 22:00:00	8380.4	6
US Gallons (us gal)	06/03/22 14:00:00	8374.2	15
US Gallons (us gal)	06/03/22 06:00:00	8359.6	0
US Gallons (us gal)	06/03/22 00:00:00	8359.6	4
US Gallons (us gal)	06/02/22 18:00:00	8355.2	15
US Gallons (us gal)	06/02/22 10:00:00	8340.7	0
US Gallons (us gal)	06/02/22 00:00:00	8340.7	5
US Gallons (us gal)	06/01/22 18:00:00	8335.8	11
US Gallons (us gal)	06/01/22 10:00:00	8325.3	5
US Gallons (us gal)	06/01/22 02:00:00	8320.5	0
US Gallons (us gal)	06/01/22 00:00:00	8320.5	4
US Gallons (us gal)	05/31/22 18:00:00	8316.2	10
US Gallons (us gal)	05/31/22 10:00:00	8306.2	0
US Gallons (us gal)	05/31/22 00:00:00	8306.2	11
US Gallons (us gal)	05/30/22 14:00:00	8295.2	15
US Gallons (us gal)	05/30/22 06:00:00	8280.7	0
US Gallons (us gal)	05/30/22 00:00:00	8280.7	0
US Gallons (us gal)	05/29/22 22:00:00	8280.7	68
US Gallons (us gal)	05/29/22 14:00:00	8212.3	9
US Gallons (us gal)	05/29/22 06:00:00	8203.1	0
US Gallons (us gal)	05/29/22 00:00:00	8203.1	9
US Gallons (us gal)	05/28/22 18:00:00	8194.2	10
US Gallons (us gal)	05/28/22 10:00:00	8183.9	0
US Gallons (us gal)	05/28/22 02:00:00	8183.9	0
US Gallons (us gal)	05/28/22 00:00:00	8183.9	4
US Gallons (us gal)	05/27/22 18:00:00	8180	19

US Gallons (us gal)	05/27/22 10:00:00	8160.9	1
US Gallons (us gal)	05/27/22 02:00:00	8160.1	0
US Gallons (us gal)	05/27/22 00:00:00	8160.1	1
US Gallons (us gal)	05/26/22 18:00:00	8159	18
US Gallons (us gal)	05/26/22 10:00:00	8141	1
US Gallons (us gal)	05/26/22 02:00:00	8140.4	0
US Gallons (us gal)	05/26/22 00:00:00	8140.4	1
US Gallons (us gal)	05/25/22 18:00:00	8139.2	20
US Gallons (us gal)	05/25/22 06:00:00	8119.2	0
US Gallons (us gal)	05/25/22 00:00:00	8119.2	0
US Gallons (us gal)	05/24/22 18:00:00	8118.8	18
US Gallons (us gal)	05/24/22 10:00:00	8100.4	1
US Gallons (us gal)	05/24/22 02:00:00	8099.8	0
US Gallons (us gal)	05/24/22 00:00:00	8099.8	1
US Gallons (us gal)	05/23/22 18:00:00	8099.1	15
US Gallons (us gal)	05/23/22 10:00:00	8084.5	4
US Gallons (us gal)	05/23/22 02:00:00	8080.2	0
US Gallons (us gal)	05/23/22 00:00:00	8080.2	75
US Gallons (us gal)	05/22/22 18:00:00	8005.7	39
US Gallons (us gal)	05/22/22 10:00:00	7966.4	5
US Gallons (us gal)	05/22/22 00:00:00	7961.9	0
US Gallons (us gal)	05/21/22 22:00:00	7961.8	14
US Gallons (us gal)	05/21/22 14:00:00	7948	12
US Gallons (us gal)	05/21/22 06:00:00	7936.4	0
US Gallons (us gal)	05/21/22 00:00:00	7936.4	0
US Gallons (us gal)	05/20/22 22:00:00	7936.3	2
US Gallons (us gal)	05/20/22 14:00:00	7934.1	8
US Gallons (us gal)	05/20/22 06:00:00	7925.9	9
US Gallons (us gal)	05/20/22 00:00:00	7917.1	4
US Gallons (us gal)	05/19/22 22:00:00	7913.3	2
US Gallons (us gal)	05/19/22 14:00:00	7911.3	14
US Gallons (us gal)	05/19/22 06:00:00	7897.2	0
US Gallons (us gal)	05/19/22 00:00:00	7897.2	0
US Gallons (us gal)	05/18/22 22:00:00	7897	2
US Gallons (us gal)	05/18/22 14:00:00	7895.1	17
US Gallons (us gal)	05/18/22 06:00:00	7878.4	0
US Gallons (us gal)	05/18/22 00:00:00	7878.4	0
US Gallons (us gal)	05/17/22 22:00:00	7878.3	6
US Gallons (us gal)	05/17/22 14:00:00	7872.7	14
US Gallons (us gal)	05/17/22 06:00:00	7858.7	0
US Gallons (us gal)	05/17/22 00:00:00	7858.7	0
US Gallons (us gal)	05/16/22 22:00:00	7858.7	6
US Gallons (us gal)	05/16/22 14:00:00	7852.4	14
US Gallons (us gal)	05/16/22 06:00:00	7838.4	0
US Gallons (us gal)	05/16/22 00:00:00	7838.4	0
US Gallons (us gal)	05/15/22 22:00:00	7838.1	51
US Gallons (us gal)	05/15/22 14:00:00	7786.8	14

US Gallons (us gal)	05/15/22 02:00:00	7772.6	0
US Gallons (us gal)	05/15/22 00:00:00	7772.6	2
US Gallons (us gal)	05/14/22 18:00:00	7771	14
US Gallons (us gal)	05/14/22 10:00:00	7757.3	1
US Gallons (us gal)	05/14/22 02:00:00	7756.6	0
US Gallons (us gal)	05/14/22 00:00:00	7756.6	5
US Gallons (us gal)	05/13/22 14:00:00	7751.5	14
US Gallons (us gal)	05/13/22 06:00:00	7737.2	0
US Gallons (us gal)	05/13/22 00:00:00	7737.2	0
US Gallons (us gal)	05/12/22 22:00:00	7737.1	6
US Gallons (us gal)	05/12/22 14:00:00	7731.6	13
US Gallons (us gal)	05/12/22 02:00:00	7718.7	0
US Gallons (us gal)	05/12/22 00:00:00	7718.7	4
US Gallons (us gal)	05/11/22 14:00:00	7714.5	13
US Gallons (us gal)	05/11/22 06:00:00	7701.7	0
US Gallons (us gal)	05/11/22 00:00:00	7701.7	6
US Gallons (us gal)	05/10/22 14:00:00	7695.8	13
US Gallons (us gal)	05/10/22 06:00:00	7682.8	0
US Gallons (us gal)	05/10/22 00:00:00	7682.8	0
US Gallons (us gal)	05/09/22 22:00:00	7682.8	2
US Gallons (us gal)	05/09/22 14:00:00	7681.2	13
US Gallons (us gal)	05/09/22 06:00:00	7668.5	0
US Gallons (us gal)	05/09/22 00:00:00	7668.5	114
US Gallons (us gal)	05/08/22 06:00:00	7555	0
US Gallons (us gal)	05/08/22 00:00:00	7555	0
US Gallons (us gal)	05/07/22 22:00:00	7555	15
US Gallons (us gal)	05/07/22 14:00:00	7540	6
US Gallons (us gal)	05/07/22 00:00:00	7534.5	3
US Gallons (us gal)	05/06/22 22:00:00	7531.1	2
US Gallons (us gal)	05/06/22 14:00:00	7529.1	13
US Gallons (us gal)	05/06/22 06:00:00	7516.2	0
US Gallons (us gal)	05/06/22 00:00:00	7516.2	4
US Gallons (us gal)	05/05/22 18:00:00	7512.2	10
US Gallons (us gal)	05/05/22 10:00:00	7501.9	4
US Gallons (us gal)	05/05/22 02:00:00	7497.5	0
US Gallons (us gal)	05/05/22 00:00:00	7497.5	4
US Gallons (us gal)	05/04/22 18:00:00	7493.2	13
US Gallons (us gal)	05/04/22 10:00:00	7480.1	1
US Gallons (us gal)	05/04/22 02:00:00	7479.5	0
US Gallons (us gal)	05/04/22 00:00:00	7479.5	5
US Gallons (us gal)	05/03/22 18:00:00	7475	13
US Gallons (us gal)	05/03/22 10:00:00	7461.7	1
US Gallons (us gal)	05/03/22 00:00:00	7461.1	0
US Gallons (us gal)	05/02/22 22:00:00	7460.9	5
US Gallons (us gal)	05/02/22 14:00:00	7455.6	13
US Gallons (us gal)	05/02/22 06:00:00	7442.7	0
US Gallons (us gal)	05/02/22 00:00:00	7442.7	0

US Gallons (us gal)	05/01/22 22:00:00	7442.5	67
US Gallons (us gal)	05/01/22 14:00:00	7375.9	5
US Gallons (us gal)	05/01/22 06:00:00	7370.6	0
US Gallons (us gal)	05/01/22 00:00:00	7370.6	0
US Gallons (us gal)	04/30/22 22:00:00	7370.5	9
US Gallons (us gal)	04/30/22 14:00:00	7361.5	6
US Gallons (us gal)	04/30/22 06:00:00	7355.6	0
US Gallons (us gal)	04/30/22 00:00:00	7355.6	0
US Gallons (us gal)	04/29/22 22:00:00	7355.6	5
US Gallons (us gal)	04/29/22 14:00:00	7350.3	14
US Gallons (us gal)	04/29/22 06:00:00	7336.4	0
US Gallons (us gal)	04/29/22 00:00:00	7336.4	4
US Gallons (us gal)	04/28/22 18:00:00	7332.5	16
US Gallons (us gal)	04/28/22 06:00:00	7316.9	0
US Gallons (us gal)	04/28/22 00:00:00	7316.9	0
US Gallons (us gal)	04/27/22 22:00:00	7316.8	18
US Gallons (us gal)	04/27/22 10:00:00	7299.2	0
US Gallons (us gal)	04/27/22 02:00:00	7299	0
US Gallons (us gal)	04/27/22 00:00:00	7299	5
US Gallons (us gal)	04/26/22 18:00:00	7294.3	14
US Gallons (us gal)	04/26/22 06:00:00	7280.4	0
US Gallons (us gal)	04/26/22 00:00:00	7280.4	4
US Gallons (us gal)	04/25/22 18:00:00	7276.5	40
US Gallons (us gal)	04/25/22 10:00:00	7236.2	1
US Gallons (us gal)	04/25/22 02:00:00	7235.6	0
US Gallons (us gal)	04/25/22 00:00:00	7235.6	53
US Gallons (us gal)	04/24/22 18:00:00	7182.5	61
US Gallons (us gal)	04/24/22 10:00:00	7121.5	3
US Gallons (us gal)	04/24/22 02:00:00	7118.6	0
US Gallons (us gal)	04/24/22 00:00:00	7118.6	59
US Gallons (us gal)	04/23/22 14:00:00	7060	6
US Gallons (us gal)	04/23/22 06:00:00	7054.5	0
US Gallons (us gal)	04/23/22 00:00:00	7054.5	4
US Gallons (us gal)	04/22/22 22:00:00	7051	2
US Gallons (us gal)	04/22/22 14:00:00	7049.2	13
US Gallons (us gal)	04/22/22 02:00:00	7036.4	0
US Gallons (us gal)	04/22/22 00:00:00	7036.4	5
US Gallons (us gal)	04/21/22 18:00:00	7031.9	14
US Gallons (us gal)	04/21/22 10:00:00	7018.2	1
US Gallons (us gal)	04/21/22 00:00:00	7017.6	0
US Gallons (us gal)	04/20/22 22:00:00	7017.5	5
US Gallons (us gal)	04/20/22 14:00:00	7012.6	15
US Gallons (us gal)	04/20/22 06:00:00	6997.3	0
US Gallons (us gal)	04/20/22 00:00:00	6997.3	0
US Gallons (us gal)	04/19/22 22:00:00	6997.2	2
US Gallons (us gal)	04/19/22 14:00:00	6995.2	13
US Gallons (us gal)	04/19/22 02:00:00	6982.5	0

US Gallons (us gal)	04/19/22 00:00:00	6982.5	4
US Gallons (us gal)	04/18/22 18:00:00	6978.1	14
US Gallons (us gal)	04/18/22 10:00:00	6964.1	1
US Gallons (us gal)	04/18/22 02:00:00	6963.5	0
US Gallons (us gal)	04/18/22 00:00:00	6963.5	49
US Gallons (us gal)	04/17/22 18:00:00	6914.2	19
US Gallons (us gal)	04/17/22 10:00:00	6895.1	0
US Gallons (us gal)	04/17/22 02:00:00	6895.1	0
US Gallons (us gal)	04/17/22 00:00:00	6895.1	1
US Gallons (us gal)	04/16/22 18:00:00	6894.1	59
US Gallons (us gal)	04/16/22 10:00:00	6834.7	1
US Gallons (us gal)	04/16/22 02:00:00	6834	0
US Gallons (us gal)	04/16/22 00:00:00	6834	6
US Gallons (us gal)	04/15/22 14:00:00	6828.4	14
US Gallons (us gal)	04/15/22 06:00:00	6814.8	0
US Gallons (us gal)	04/15/22 00:00:00	6814.8	0
US Gallons (us gal)	04/14/22 22:00:00	6814.7	22
US Gallons (us gal)	04/14/22 06:00:00	6792.9	0
US Gallons (us gal)	04/14/22 00:00:00	6792.9	0
US Gallons (us gal)	04/13/22 22:00:00	6792.7	6
US Gallons (us gal)	04/13/22 14:00:00	6787.2	14
US Gallons (us gal)	04/13/22 06:00:00	6773.7	0
US Gallons (us gal)	04/13/22 00:00:00	6773.7	0
US Gallons (us gal)	04/12/22 22:00:00	6773.7	47
US Gallons (us gal)	04/12/22 14:00:00	6727	12
US Gallons (us gal)	04/12/22 06:00:00	6714.6	0
US Gallons (us gal)	04/12/22 00:00:00	6714.6	0
US Gallons (us gal)	04/11/22 22:00:00	6714.5	6
US Gallons (us gal)	04/11/22 14:00:00	6708.4	12
US Gallons (us gal)	04/11/22 02:00:00	6696.8	0
US Gallons (us gal)	04/11/22 00:00:00	6696.8	74
US Gallons (us gal)	04/10/22 18:00:00	6622.4	37
US Gallons (us gal)	04/10/22 10:00:00	6585.8	1
US Gallons (us gal)	04/10/22 00:00:00	6585	0
US Gallons (us gal)	04/09/22 22:00:00	6585	21
US Gallons (us gal)	04/09/22 06:00:00	6563.9	0
US Gallons (us gal)	04/09/22 00:00:00	6563.9	4
US Gallons (us gal)	04/08/22 22:00:00	6560.1	13
US Gallons (us gal)	04/08/22 10:00:00	6546.8	1
US Gallons (us gal)	04/08/22 02:00:00	6546	0
US Gallons (us gal)	04/08/22 00:00:00	6546	4
US Gallons (us gal)	04/07/22 18:00:00	6542.2	13
US Gallons (us gal)	04/07/22 10:00:00	6529	1
US Gallons (us gal)	04/07/22 02:00:00	6528.4	0
US Gallons (us gal)	04/07/22 00:00:00	6528.4	4
US Gallons (us gal)	04/06/22 18:00:00	6524.3	13
US Gallons (us gal)	04/06/22 10:00:00	6511.2	1

US Gallons (us gal)	04/06/22 02:00:00	6510.6	0
US Gallons (us gal)	04/06/22 00:00:00	6510.6	4
US Gallons (us gal)	04/05/22 18:00:00	6506.7	14
US Gallons (us gal)	04/05/22 10:00:00	6493	1
US Gallons (us gal)	04/05/22 02:00:00	6492.5	0
US Gallons (us gal)	04/05/22 00:00:00	6492.5	4
US Gallons (us gal)	04/04/22 18:00:00	6488.6	14
US Gallons (us gal)	04/04/22 06:00:00	6474.4	0
US Gallons (us gal)	04/04/22 00:00:00	6474.4	0
US Gallons (us gal)	04/03/22 22:00:00	6474.2	105
US Gallons (us gal)	04/03/22 14:00:00	6369.3	7
US Gallons (us gal)	04/03/22 02:00:00	6362	0
US Gallons (us gal)	04/03/22 00:00:00	6362	1
US Gallons (us gal)	04/02/22 18:00:00	6361.1	16
US Gallons (us gal)	04/02/22 10:00:00	6345.1	1
US Gallons (us gal)	04/02/22 02:00:00	6344.3	0
US Gallons (us gal)	04/02/22 00:00:00	6344.3	14
US Gallons (us gal)	04/01/22 10:00:00	6330.4	4
US Gallons (us gal)	04/01/22 00:00:00	6326.1	0
US Gallons (us gal)	03/31/22 22:00:00	6326	2
US Gallons (us gal)	03/31/22 14:00:00	6324.3	15
US Gallons (us gal)	03/31/22 06:00:00	6309.5	0
US Gallons (us gal)	03/31/22 00:00:00	6309.5	1
US Gallons (us gal)	03/30/22 18:00:00	6308.8	13
US Gallons (us gal)	03/30/22 10:00:00	6295.9	4
US Gallons (us gal)	03/30/22 02:00:00	6291.7	0
US Gallons (us gal)	03/30/22 00:00:00	6291.7	6
US Gallons (us gal)	03/29/22 14:00:00	6286	14
US Gallons (us gal)	03/29/22 06:00:00	6272.3	0
US Gallons (us gal)	03/29/22 00:00:00	6272.3	0
US Gallons (us gal)	03/28/22 22:00:00	6272.2	6
US Gallons (us gal)	03/28/22 14:00:00	6266.6	16
US Gallons (us gal)	03/28/22 06:00:00	6250.5	0
US Gallons (us gal)	03/28/22 00:00:00	6250.5	0
US Gallons (us gal)	03/27/22 22:00:00	6250.5	107
US Gallons (us gal)	03/27/22 14:00:00	6143.4	6
US Gallons (us gal)	03/27/22 06:00:00	6137.8	0
US Gallons (us gal)	03/27/22 00:00:00	6137.8	0
US Gallons (us gal)	03/26/22 22:00:00	6137.8	14
US Gallons (us gal)	03/26/22 14:00:00	6123.9	6
US Gallons (us gal)	03/26/22 06:00:00	6117.9	0
US Gallons (us gal)	03/26/22 00:00:00	6117.9	8
US Gallons (us gal)	03/25/22 18:00:00	6110.3	14
US Gallons (us gal)	03/25/22 10:00:00	6096.3	1
US Gallons (us gal)	03/25/22 02:00:00	6095.7	0
US Gallons (us gal)	03/25/22 00:00:00	6095.7	4
US Gallons (us gal)	03/24/22 18:00:00	6091.8	14

US Gallons (us gal)	03/24/22 10:00:00	6078.3	1
US Gallons (us gal)	03/24/22 02:00:00	6077.6	0
US Gallons (us gal)	03/24/22 00:00:00	6077.6	4
US Gallons (us gal)	03/23/22 18:00:00	6073.3	13
US Gallons (us gal)	03/23/22 10:00:00	6060.2	1
US Gallons (us gal)	03/23/22 02:00:00	6059.5	0
US Gallons (us gal)	03/23/22 00:00:00	6059.5	4
US Gallons (us gal)	03/22/22 18:00:00	6055.5	14
US Gallons (us gal)	03/22/22 10:00:00	6041.7	1
US Gallons (us gal)	03/22/22 02:00:00	6041.1	0
US Gallons (us gal)	03/22/22 00:00:00	6041.1	4
US Gallons (us gal)	03/21/22 18:00:00	6037	13
US Gallons (us gal)	03/21/22 10:00:00	6024.2	1
US Gallons (us gal)	03/21/22 02:00:00	6023.2	0
US Gallons (us gal)	03/21/22 00:00:00	6023.2	49
US Gallons (us gal)	03/20/22 18:00:00	5974.2	19
US Gallons (us gal)	03/20/22 10:00:00	5955.7	0
US Gallons (us gal)	03/20/22 02:00:00	5955.7	0
US Gallons (us gal)	03/20/22 00:00:00	5955.7	4
US Gallons (us gal)	03/19/22 18:00:00	5951.5	15
US Gallons (us gal)	03/19/22 10:00:00	5937	0
US Gallons (us gal)	03/19/22 02:00:00	5937	0
US Gallons (us gal)	03/19/22 00:00:00	5937	4
US Gallons (us gal)	03/18/22 18:00:00	5932.9	12
US Gallons (us gal)	03/18/22 10:00:00	5920.5	1
US Gallons (us gal)	03/18/22 02:00:00	5919.9	0
US Gallons (us gal)	03/18/22 00:00:00	5919.9	13
US Gallons (us gal)	03/17/22 14:00:00	5907	6
US Gallons (us gal)	03/17/22 06:00:00	5901.4	0
US Gallons (us gal)	03/17/22 00:00:00	5901.4	0
US Gallons (us gal)	03/16/22 22:00:00	5901.4	15
US Gallons (us gal)	03/16/22 10:00:00	5886.3	0
US Gallons (us gal)	03/16/22 10:00:00	5886.3	1
US Gallons (us gal)	03/16/22 02:00:00	5885.3	0
US Gallons (us gal)	03/16/22 00:00:00	5885.3	5
US Gallons (us gal)	03/15/22 14:00:00	5880.4	12
US Gallons (us gal)	03/15/22 06:00:00	5868.1	0
US Gallons (us gal)	03/15/22 00:00:00	5868.1	0
US Gallons (us gal)	03/14/22 22:00:00	5868.1	18
US Gallons (us gal)	03/14/22 10:00:00	5850.3	1
US Gallons (us gal)	03/14/22 02:00:00	5849.5	0
US Gallons (us gal)	03/14/22 00:00:00	5849.5	52
US Gallons (us gal)	03/13/22 18:00:00	5797.1	62
US Gallons (us gal)	03/13/22 10:00:00	5734.9	1
US Gallons (us gal)	03/13/22 00:00:00	5733.5	0
US Gallons (us gal)	03/12/22 21:00:00	5733.2	17
US Gallons (us gal)	03/12/22 09:00:00	5716	0

US Gallons (us gal)	03/12/22 01:00:00	5716	0
US Gallons (us gal)	03/12/22 00:00:00	5716	5
US Gallons (us gal)	03/11/22 17:00:00	5710.6	12
US Gallons (us gal)	03/11/22 09:00:00	5698.7	1
US Gallons (us gal)	03/11/22 01:00:00	5698.1	0
US Gallons (us gal)	03/11/22 00:00:00	5698.1	5
US Gallons (us gal)	03/10/22 17:00:00	5693	12
US Gallons (us gal)	03/10/22 09:00:00	5681	1
US Gallons (us gal)	03/10/22 01:00:00	5680.3	0
US Gallons (us gal)	03/10/22 00:00:00	5680.3	5
US Gallons (us gal)	03/09/22 17:00:00	5675.7	16
US Gallons (us gal)	03/09/22 09:00:00	5659.7	0
US Gallons (us gal)	03/09/22 01:00:00	5659.7	0
US Gallons (us gal)	03/09/22 00:00:00	5659.7	5
US Gallons (us gal)	03/08/22 17:00:00	5654.8	12
US Gallons (us gal)	03/08/22 09:00:00	5642.8	1
US Gallons (us gal)	03/08/22 01:00:00	5642.3	0
US Gallons (us gal)	03/08/22 00:00:00	5642.3	14
US Gallons (us gal)	03/07/22 01:00:00	5627.9	0
US Gallons (us gal)	03/07/22 00:00:00	5627.9	50
US Gallons (us gal)	03/06/22 17:00:00	5577.9	16
US Gallons (us gal)	03/06/22 09:00:00	5561.7	0
US Gallons (us gal)	03/06/22 01:00:00	5561.7	0
US Gallons (us gal)	03/06/22 00:00:00	5561.7	2
US Gallons (us gal)	03/05/22 17:00:00	5559.6	19
US Gallons (us gal)	03/05/22 09:00:00	5541.1	0
US Gallons (us gal)	03/05/22 01:00:00	5541.1	0
US Gallons (us gal)	03/05/22 00:00:00	5541.1	5
US Gallons (us gal)	03/04/22 17:00:00	5535.9	14
US Gallons (us gal)	03/04/22 09:00:00	5522.3	0
US Gallons (us gal)	03/04/22 01:00:00	5522.3	0
US Gallons (us gal)	03/04/22 00:00:00	5522.3	5
US Gallons (us gal)	03/03/22 17:00:00	5517	13
US Gallons (us gal)	03/03/22 09:00:00	5504.2	1
US Gallons (us gal)	03/03/22 01:00:00	5503.3	0
US Gallons (us gal)	03/03/22 00:00:00	5503.3	5
US Gallons (us gal)	03/02/22 17:00:00	5498.4	14
US Gallons (us gal)	03/02/22 09:00:00	5484.5	0
US Gallons (us gal)	03/02/22 01:00:00	5484.5	0
US Gallons (us gal)	03/02/22 00:00:00	5484.5	6
US Gallons (us gal)	03/01/22 17:00:00	5478.9	15
US Gallons (us gal)	03/01/22 09:00:00	5463.6	0
US Gallons (us gal)	03/01/22 01:00:00	5463.6	0
US Gallons (us gal)	03/01/22 00:00:00	5463.6	6
US Gallons (us gal)	02/28/22 13:00:00	5457.9	12
US Gallons (us gal)	02/28/22 05:00:00	5446	0
US Gallons (us gal)	02/28/22 00:00:00	5446	0

US Gallons (us gal)	02/27/22 21:00:00	5445.7	115
US Gallons (us gal)	02/27/22 09:00:00	5330.5	0
US Gallons (us gal)	02/27/22 01:00:00	5330.5	0
US Gallons (us gal)	02/27/22 00:00:00	5330.5	1
US Gallons (us gal)	02/26/22 17:00:00	5329.1	18
US Gallons (us gal)	02/26/22 09:00:00	5311.3	0
US Gallons (us gal)	02/26/22 01:00:00	5311.3	0
US Gallons (us gal)	02/26/22 00:00:00	5311.3	5
US Gallons (us gal)	02/25/22 17:00:00	5306.3	14
US Gallons (us gal)	02/25/22 05:00:00	5292.2	0
US Gallons (us gal)	02/25/22 00:00:00	5292.2	4
US Gallons (us gal)	02/24/22 21:00:00	5288.2	14
US Gallons (us gal)	02/24/22 13:00:00	5274.7	5
US Gallons (us gal)	02/24/22 05:00:00	5270.1	0
US Gallons (us gal)	02/24/22 00:00:00	5270.1	1
US Gallons (us gal)	02/23/22 21:00:00	5269.4	6
US Gallons (us gal)	02/23/22 13:00:00	5263.9	13
US Gallons (us gal)	02/23/22 05:00:00	5250.8	0
US Gallons (us gal)	02/23/22 00:00:00	5250.8	17
US Gallons (us gal)	02/22/22 13:00:00	5233.9	6
US Gallons (us gal)	02/22/22 05:00:00	5228.1	0
US Gallons (us gal)	02/22/22 00:00:00	5228.1	1
US Gallons (us gal)	02/21/22 21:00:00	5227.3	13
US Gallons (us gal)	02/21/22 13:00:00	5214.3	6
US Gallons (us gal)	02/21/22 05:00:00	5208.8	0
US Gallons (us gal)	02/21/22 00:00:00	5208.8	50
US Gallons (us gal)	02/20/22 17:00:00	5158.5	17
US Gallons (us gal)	02/20/22 09:00:00	5141.9	1
US Gallons (us gal)	02/20/22 01:00:00	5141.3	0
US Gallons (us gal)	02/20/22 00:00:00	5141.3	6
US Gallons (us gal)	02/19/22 17:00:00	5135.8	19
US Gallons (us gal)	02/19/22 09:00:00	5117.2	1
US Gallons (us gal)	02/19/22 01:00:00	5116.5	0
US Gallons (us gal)	02/19/22 00:00:00	5116.5	7
US Gallons (us gal)	02/18/22 13:00:00	5109.7	11
US Gallons (us gal)	02/18/22 05:00:00	5098.3	0
US Gallons (us gal)	02/18/22 00:00:00	5098.3	0
US Gallons (us gal)	02/17/22 21:00:00	5097.9	12
US Gallons (us gal)	02/17/22 13:00:00	5086.3	6
US Gallons (us gal)	02/17/22 05:00:00	5080.7	0
US Gallons (us gal)	02/17/22 00:00:00	5080.7	1
US Gallons (us gal)	02/16/22 21:00:00	5080.2	11
US Gallons (us gal)	02/16/22 13:00:00	5069	9
US Gallons (us gal)	02/16/22 05:00:00	5059.6	0
US Gallons (us gal)	02/16/22 00:00:00	5059.6	0
US Gallons (us gal)	02/15/22 21:00:00	5059.3	17
US Gallons (us gal)	02/15/22 13:00:00	5042.1	6

US Gallons (us gal)	02/15/22 05:00:00	5036.4	0
US Gallons (us gal)	02/15/22 00:00:00	5036.4	0
US Gallons (us gal)	02/14/22 21:00:00	5036.2	13
US Gallons (us gal)	02/14/22 13:00:00	5023.1	6
US Gallons (us gal)	02/14/22 01:00:00	5017.2	0
US Gallons (us gal)	02/14/22 00:00:00	5017.2	96
US Gallons (us gal)	02/13/22 17:00:00	4921.5	17
US Gallons (us gal)	02/13/22 09:00:00	4904.6	0
US Gallons (us gal)	02/13/22 01:00:00	4904.6	0
US Gallons (us gal)	02/13/22 00:00:00	4904.6	2
US Gallons (us gal)	02/12/22 17:00:00	4902.5	16
US Gallons (us gal)	02/12/22 09:00:00	4886.3	0
US Gallons (us gal)	02/12/22 01:00:00	4886.3	0
US Gallons (us gal)	02/12/22 00:00:00	4886.3	2
US Gallons (us gal)	02/11/22 17:00:00	4884.6	13
US Gallons (us gal)	02/11/22 09:00:00	4871.8	0
US Gallons (us gal)	02/11/22 00:00:00	4871.8	2
US Gallons (us gal)	02/10/22 17:00:00	4870.2	18
US Gallons (us gal)	02/10/22 09:00:00	4852.3	0
US Gallons (us gal)	02/10/22 01:00:00	4852.3	0
US Gallons (us gal)	02/10/22 00:00:00	4852.3	5
US Gallons (us gal)	02/09/22 17:00:00	4846.9	14
US Gallons (us gal)	02/09/22 05:00:00	4833.3	0
US Gallons (us gal)	02/09/22 00:00:00	4833.3	0
US Gallons (us gal)	02/08/22 21:00:00	4833	5
US Gallons (us gal)	02/08/22 13:00:00	4827.6	12
US Gallons (us gal)	02/08/22 05:00:00	4815.7	0
US Gallons (us gal)	02/08/22 00:00:00	4815.6	0
US Gallons (us gal)	02/07/22 21:00:00	4815.3	5
US Gallons (us gal)	02/07/22 13:00:00	4809.9	13
US Gallons (us gal)	02/07/22 05:00:00	4797	0
US Gallons (us gal)	02/07/22 00:00:00	4797	0
US Gallons (us gal)	02/06/22 21:00:00	4796.6	62
US Gallons (us gal)	02/06/22 13:00:00	4734.3	6
US Gallons (us gal)	02/06/22 00:00:00	4728	1
US Gallons (us gal)	02/05/22 21:00:00	4727	14
US Gallons (us gal)	02/05/22 13:00:00	4712.8	5
US Gallons (us gal)	02/05/22 05:00:00	4707.5	0
US Gallons (us gal)	02/05/22 00:00:00	4707.5	1
US Gallons (us gal)	02/04/22 21:00:00	4706.6	5
US Gallons (us gal)	02/04/22 13:00:00	4701.3	13
US Gallons (us gal)	02/04/22 05:00:00	4688.5	0
US Gallons (us gal)	02/04/22 00:00:00	4688.5	0
US Gallons (us gal)	02/03/22 21:00:00	4688.2	6
US Gallons (us gal)	02/03/22 13:00:00	4682.2	13
US Gallons (us gal)	02/03/22 05:00:00	4669	0
US Gallons (us gal)	02/03/22 00:00:00	4669	7

US Gallons (us gal)	02/02/22 17:00:00	4662.1	56
US Gallons (us gal)	02/02/22 09:00:00	4606.2	0
US Gallons (us gal)	02/02/22 01:00:00	4606	0
US Gallons (us gal)	02/02/22 00:00:00	4606	2
US Gallons (us gal)	02/01/22 17:00:00	4604.4	13
US Gallons (us gal)	02/01/22 05:00:00	4591.1	0
US Gallons (us gal)	02/01/22 00:00:00	4591.1	0
US Gallons (us gal)	01/31/22 21:00:00	4590.7	9
US Gallons (us gal)	01/31/22 13:00:00	4582	10
US Gallons (us gal)	01/31/22 05:00:00	4572.3	0
US Gallons (us gal)	01/31/22 00:00:00	4572.2	4
US Gallons (us gal)	01/30/22 21:00:00	4568.2	71
US Gallons (us gal)	01/30/22 09:00:00	4497.2	1
US Gallons (us gal)	01/30/22 01:00:00	4496.4	0
US Gallons (us gal)	01/30/22 00:00:00	4496.4	2
US Gallons (us gal)	01/29/22 17:00:00	4494.7	17
US Gallons (us gal)	01/29/22 09:00:00	4477.5	1
US Gallons (us gal)	01/29/22 01:00:00	4476.9	0
US Gallons (us gal)	01/29/22 00:00:00	4476.9	5
US Gallons (us gal)	01/28/22 17:00:00	4472.4	13
US Gallons (us gal)	01/28/22 09:00:00	4459.5	1
US Gallons (us gal)	01/28/22 01:00:00	4459	0
US Gallons (us gal)	01/28/22 00:00:00	4459	5
US Gallons (us gal)	01/27/22 17:00:00	4453.8	16
US Gallons (us gal)	01/27/22 09:00:00	4437.5	1
US Gallons (us gal)	01/27/22 01:00:00	4437	0
US Gallons (us gal)	01/27/22 00:00:00	4437	5
US Gallons (us gal)	01/26/22 17:00:00	4431.7	12
US Gallons (us gal)	01/26/22 09:00:00	4419.3	1
US Gallons (us gal)	01/26/22 01:00:00	4418.6	0
US Gallons (us gal)	01/26/22 00:00:00	4418.6	5
US Gallons (us gal)	01/25/22 17:00:00	4413.7	14
US Gallons (us gal)	01/25/22 09:00:00	4400.2	0
US Gallons (us gal)	01/25/22 01:00:00	4400	0
US Gallons (us gal)	01/25/22 00:00:00	4400	6
US Gallons (us gal)	01/24/22 17:00:00	4394.3	13
US Gallons (us gal)	01/24/22 09:00:00	4381.2	1
US Gallons (us gal)	01/24/22 01:00:00	4380.6	0
US Gallons (us gal)	01/24/22 00:00:00	4380.6	50
US Gallons (us gal)	01/23/22 17:00:00	4330.3	18
US Gallons (us gal)	01/23/22 09:00:00	4312	0
US Gallons (us gal)	01/23/22 01:00:00	4312	0
US Gallons (us gal)	01/23/22 00:00:00	4312	6
US Gallons (us gal)	01/22/22 17:00:00	4306.4	15
US Gallons (us gal)	01/22/22 09:00:00	4291.1	0
US Gallons (us gal)	01/22/22 01:00:00	4291	0
US Gallons (us gal)	01/22/22 00:00:00	4291	5

US Gallons (us gal)	01/21/22 17:00:00	4286.5	15
US Gallons (us gal)	01/21/22 05:00:00	4272	0
US Gallons (us gal)	01/21/22 00:00:00	4272	4
US Gallons (us gal)	01/20/22 21:00:00	4268.3	3
US Gallons (us gal)	01/20/22 13:00:00	4265.7	12
US Gallons (us gal)	01/20/22 05:00:00	4254	0
US Gallons (us gal)	01/20/22 00:00:00	4254	4
US Gallons (us gal)	01/19/22 21:00:00	4250.4	2
US Gallons (us gal)	01/19/22 13:00:00	4248	12
US Gallons (us gal)	01/19/22 05:00:00	4235.8	0
US Gallons (us gal)	01/19/22 00:00:00	4235.8	0
US Gallons (us gal)	01/18/22 21:00:00	4235.7	48
US Gallons (us gal)	01/18/22 13:00:00	4187.7	12
US Gallons (us gal)	01/18/22 05:00:00	4175.3	0
US Gallons (us gal)	01/18/22 00:00:00	4175.3	1
US Gallons (us gal)	01/17/22 21:00:00	4174.8	17
US Gallons (us gal)	01/17/22 13:00:00	4158	5
US Gallons (us gal)	01/17/22 05:00:00	4152.9	0
US Gallons (us gal)	01/17/22 00:00:00	4152.9	7
US Gallons (us gal)	01/16/22 21:00:00	4145.9	108
US Gallons (us gal)	01/16/22 01:00:00	4037.6	0
US Gallons (us gal)	01/16/22 00:00:00	4037.6	1
US Gallons (us gal)	01/15/22 17:00:00	4036.2	16
US Gallons (us gal)	01/15/22 09:00:00	4020.2	1
US Gallons (us gal)	01/15/22 01:00:00	4019.5	0
US Gallons (us gal)	01/15/22 00:00:00	4019.5	5
US Gallons (us gal)	01/14/22 17:00:00	4014.3	14
US Gallons (us gal)	01/14/22 05:00:00	4000.4	0
US Gallons (us gal)	01/14/22 00:00:00	4000.4	1
US Gallons (us gal)	01/13/22 21:00:00	3999.9	6
US Gallons (us gal)	01/13/22 13:00:00	3994.4	12
US Gallons (us gal)	01/13/22 05:00:00	3982	0
US Gallons (us gal)	01/13/22 00:00:00	3982	0
US Gallons (us gal)	01/12/22 21:00:00	3981.8	6
US Gallons (us gal)	01/12/22 13:00:00	3976.3	13
US Gallons (us gal)	01/12/22 05:00:00	3963.2	0
US Gallons (us gal)	01/12/22 00:00:00	3963.2	4
US Gallons (us gal)	01/11/22 21:00:00	3959.3	14
US Gallons (us gal)	01/11/22 09:00:00	3945	1
US Gallons (us gal)	01/11/22 01:00:00	3944.3	0
US Gallons (us gal)	01/11/22 00:00:00	3944.3	5
US Gallons (us gal)	01/10/22 17:00:00	3939.5	13
US Gallons (us gal)	01/10/22 09:00:00	3926.2	1
US Gallons (us gal)	01/10/22 00:00:00	3925.5	4
US Gallons (us gal)	01/09/22 21:00:00	3921.6	64
US Gallons (us gal)	01/09/22 13:00:00	3857.6	6
US Gallons (us gal)	01/09/22 05:00:00	3852.1	0

US Gallons (us gal)	01/09/22 00:00:00	3852.1	4
US Gallons (us gal)	01/08/22 21:00:00	3848.3	9
US Gallons (us gal)	01/08/22 13:00:00	3838.9	11
US Gallons (us gal)	01/08/22 05:00:00	3827.5	0
US Gallons (us gal)	01/08/22 00:00:00	3827.5	0
US Gallons (us gal)	01/07/22 21:00:00	3827.4	18
US Gallons (us gal)	01/07/22 09:00:00	3809.2	1
US Gallons (us gal)	01/07/22 01:00:00	3808.6	0
US Gallons (us gal)	01/07/22 00:00:00	3808.6	6
US Gallons (us gal)	01/06/22 17:00:00	3803.1	20
US Gallons (us gal)	01/06/22 05:00:00	3782.7	0
US Gallons (us gal)	01/06/22 00:00:00	3782.7	0
US Gallons (us gal)	01/05/22 21:00:00	3782.3	4
US Gallons (us gal)	01/05/22 13:00:00	3778.1	13
US Gallons (us gal)	01/05/22 05:00:00	3764.9	0
US Gallons (us gal)	01/05/22 00:00:00	3764.9	1
US Gallons (us gal)	01/04/22 21:00:00	3764.3	5
US Gallons (us gal)	01/04/22 13:00:00	3759	13
US Gallons (us gal)	01/04/22 05:00:00	3745.9	0
US Gallons (us gal)	01/04/22 00:00:00	3745.9	2
US Gallons (us gal)	01/03/22 17:00:00	3744.2	13
US Gallons (us gal)	01/03/22 09:00:00	3731.1	1
US Gallons (us gal)	01/03/22 01:00:00	3730.3	0
US Gallons (us gal)	01/03/22 00:00:00	3730.3	99
US Gallons (us gal)	01/02/22 17:00:00	3631.6	19
US Gallons (us gal)	01/02/22 05:00:00	3612.5	0
US Gallons (us gal)	01/02/22 00:00:00	3612.5	0
US Gallons (us gal)	01/01/22 21:00:00	3612.3	88
US Gallons (us gal)	01/01/22 13:00:00	3524.4	14
US Gallons (us gal)	01/01/22 05:00:00	3510.3	0
US Gallons (us gal)	01/01/22 00:00:00	3510.3	0
US Gallons (us gal)	12/31/21 21:00:00	3510	5
US Gallons (us gal)	12/31/21 13:00:00	3504.8	13
US Gallons (us gal)	12/31/21 01:00:00	3491.9	0
US Gallons (us gal)	12/31/21 00:00:00	3491.9	20
US Gallons (us gal)	12/30/21 05:00:00	3472.2	0
US Gallons (us gal)	12/30/21 00:00:00	3472.2	6
US Gallons (us gal)	12/29/21 17:00:00	3466.6	15
US Gallons (us gal)	12/29/21 05:00:00	3451.8	0
US Gallons (us gal)	12/29/21 00:00:00	3451.8	5
US Gallons (us gal)	12/28/21 17:00:00	3447	15
US Gallons (us gal)	12/28/21 09:00:00	3432.2	0
US Gallons (us gal)	12/28/21 00:00:00	3432.2	6
US Gallons (us gal)	12/27/21 17:00:00	3426.5	17
US Gallons (us gal)	12/27/21 05:00:00	3409.5	0
US Gallons (us gal)	12/27/21 00:00:00	3409.5	7
US Gallons (us gal)	12/26/21 21:00:00	3402.2	106

US Gallons (us gal)	12/26/21 09:00:00	3296.2	0
US Gallons (us gal)	12/26/21 00:00:00	3296.2	0
US Gallons (us gal)	12/25/21 21:00:00	3296	9
US Gallons (us gal)	12/25/21 13:00:00	3286.7	6
US Gallons (us gal)	12/25/21 05:00:00	3281	0
US Gallons (us gal)	12/25/21 00:00:00	3281	0
US Gallons (us gal)	12/24/21 21:00:00	3280.7	6
US Gallons (us gal)	12/24/21 13:00:00	3274.6	13
US Gallons (us gal)	12/24/21 05:00:00	3261.7	2
US Gallons (us gal)	12/24/21 00:00:00	3260	2
US Gallons (us gal)	12/23/21 21:00:00	3258	16
US Gallons (us gal)	12/23/21 05:00:00	3241.7	0
US Gallons (us gal)	12/23/21 00:00:00	3241.7	0
US Gallons (us gal)	12/22/21 21:00:00	3241.3	7
US Gallons (us gal)	12/22/21 13:00:00	3234.2	13
US Gallons (us gal)	12/22/21 05:00:00	3220.9	0
US Gallons (us gal)	12/22/21 00:00:00	3220.9	6
US Gallons (us gal)	12/21/21 13:00:00	3214.5	13
US Gallons (us gal)	12/21/21 01:00:00	3201.5	0
US Gallons (us gal)	12/21/21 00:00:00	3201.5	5
US Gallons (us gal)	12/20/21 17:00:00	3196.9	15
US Gallons (us gal)	12/20/21 01:00:00	3182.2	0
US Gallons (us gal)	12/20/21 00:00:00	3182.2	98
US Gallons (us gal)	12/19/21 17:00:00	3083.8	17
US Gallons (us gal)	12/19/21 09:00:00	3067.2	0
US Gallons (us gal)	12/19/21 01:00:00	3067.1	0
US Gallons (us gal)	12/19/21 00:00:00	3067.1	6
US Gallons (us gal)	12/18/21 17:00:00	3061.2	59
US Gallons (us gal)	12/18/21 09:00:00	3002.3	0
US Gallons (us gal)	12/18/21 01:00:00	3002.3	0
US Gallons (us gal)	12/18/21 00:00:00	3002.3	5
US Gallons (us gal)	12/17/21 17:00:00	2997.7	13
US Gallons (us gal)	12/17/21 09:00:00	2985.2	5
US Gallons (us gal)	12/17/21 01:00:00	2980.7	0
US Gallons (us gal)	12/17/21 00:00:00	2980.7	6
US Gallons (us gal)	12/16/21 17:00:00	2974.3	14
US Gallons (us gal)	12/16/21 05:00:00	2959.9	0
US Gallons (us gal)	12/16/21 00:00:00	2959.9	4
US Gallons (us gal)	12/15/21 21:00:00	2956.1	4
US Gallons (us gal)	12/15/21 13:00:00	2952.3	13
US Gallons (us gal)	12/15/21 05:00:00	2939.1	0
US Gallons (us gal)	12/15/21 00:00:00	2939.1	0
US Gallons (us gal)	12/14/21 21:00:00	2938.9	6
US Gallons (us gal)	12/14/21 13:00:00	2932.6	12
US Gallons (us gal)	12/14/21 01:00:00	2920.3	0
US Gallons (us gal)	12/14/21 00:00:00	2920.3	5
US Gallons (us gal)	12/13/21 17:00:00	2915.1	15

US Gallons (us gal)	12/13/21 09:00:00	2900.5	0
US Gallons (us gal)	12/13/21 01:00:00	2900.3	0
US Gallons (us gal)	12/13/21 00:00:00	2900.3	70
US Gallons (us gal)	12/12/21 09:00:00	2829.9	0
US Gallons (us gal)	12/12/21 01:00:00	2829.9	0
US Gallons (us gal)	12/12/21 00:00:00	2829.9	16
US Gallons (us gal)	12/11/21 13:00:00	2814.1	6
US Gallons (us gal)	12/11/21 05:00:00	2808.2	0
US Gallons (us gal)	12/11/21 00:00:00	2808.2	1
US Gallons (us gal)	12/10/21 21:00:00	2807.7	7
US Gallons (us gal)	12/10/21 13:00:00	2801.2	13
US Gallons (us gal)	12/10/21 05:00:00	2788.2	0
US Gallons (us gal)	12/10/21 00:00:00	2788.2	5
US Gallons (us gal)	12/09/21 17:00:00	2782.8	14
US Gallons (us gal)	12/09/21 05:00:00	2768.6	0
US Gallons (us gal)	12/09/21 00:00:00	2768.6	0
US Gallons (us gal)	12/08/21 21:00:00	2768.4	6
US Gallons (us gal)	12/08/21 13:00:00	2762.1	13
US Gallons (us gal)	12/08/21 05:00:00	2749.3	0
US Gallons (us gal)	12/08/21 00:00:00	2749.3	0
US Gallons (us gal)	12/07/21 21:00:00	2749	20
US Gallons (us gal)	12/07/21 05:00:00	2729	0
US Gallons (us gal)	12/07/21 00:00:00	2729	0
US Gallons (us gal)	12/06/21 21:00:00	2728.9	7
US Gallons (us gal)	12/06/21 13:00:00	2722.1	13
US Gallons (us gal)	12/06/21 05:00:00	2708.7	0
US Gallons (us gal)	12/06/21 00:00:00	2708.7	109
US Gallons (us gal)	12/05/21 17:00:00	2599.8	7
US Gallons (us gal)	12/05/21 09:00:00	2592.8	4
US Gallons (us gal)	12/05/21 01:00:00	2588.4	0
US Gallons (us gal)	12/05/21 00:00:00	2588.4	22
US Gallons (us gal)	12/04/21 09:00:00	2566.2	0
US Gallons (us gal)	12/04/21 00:00:00	2566.2	0
US Gallons (us gal)	12/03/21 21:00:00	2565.9	6
US Gallons (us gal)	12/03/21 13:00:00	2560	14
US Gallons (us gal)	12/03/21 01:00:00	2545.8	0
US Gallons (us gal)	12/03/21 00:00:00	2545.8	5
US Gallons (us gal)	12/02/21 17:00:00	2541	16
US Gallons (us gal)	12/02/21 09:00:00	2525	1
US Gallons (us gal)	12/02/21 01:00:00	2524.3	0
US Gallons (us gal)	12/02/21 00:00:00	2524.3	6
US Gallons (us gal)	12/01/21 17:00:00	2518.5	20
US Gallons (us gal)	12/01/21 01:00:00	2498.9	0
US Gallons (us gal)	12/01/21 00:00:00	2498.9	5
US Gallons (us gal)	11/30/21 17:00:00	2493.7	14
US Gallons (us gal)	11/30/21 09:00:00	2479.7	0
US Gallons (us gal)	11/30/21 00:00:00	2479.7	5

US Gallons (us gal)	11/29/21 17:00:00	2474.3	15
US Gallons (us gal)	11/29/21 05:00:00	2459.2	0
US Gallons (us gal)	11/29/21 00:00:00	2459.2	1
US Gallons (us gal)	11/28/21 21:00:00	2458.7	61
US Gallons (us gal)	11/28/21 13:00:00	2398.1	6
US Gallons (us gal)	11/28/21 01:00:00	2391.8	0
US Gallons (us gal)	11/28/21 00:00:00	2391.8	3
US Gallons (us gal)	11/27/21 17:00:00	2389.1	18
US Gallons (us gal)	11/27/21 09:00:00	2371	0
US Gallons (us gal)	11/27/21 01:00:00	2370.9	0
US Gallons (us gal)	11/27/21 00:00:00	2370.9	6
US Gallons (us gal)	11/26/21 17:00:00	2365.2	15
US Gallons (us gal)	11/26/21 09:00:00	2350.5	1
US Gallons (us gal)	11/26/21 00:00:00	2349.8	4
US Gallons (us gal)	11/25/21 21:00:00	2346	4
US Gallons (us gal)	11/25/21 13:00:00	2342.4	12
US Gallons (us gal)	11/25/21 00:00:00	2330.3	4
US Gallons (us gal)	11/24/21 21:00:00	2326.6	15
US Gallons (us gal)	11/24/21 09:00:00	2311.4	0
US Gallons (us gal)	11/24/21 01:00:00	2311.3	0
US Gallons (us gal)	11/24/21 00:00:00	2311.3	10
US Gallons (us gal)	11/23/21 17:00:00	2301.7	14
US Gallons (us gal)	11/23/21 09:00:00	2287.4	1
US Gallons (us gal)	11/23/21 01:00:00	2286.7	0
US Gallons (us gal)	11/23/21 00:00:00	2286.7	1
US Gallons (us gal)	11/22/21 17:00:00	2285.5	15
US Gallons (us gal)	11/22/21 09:00:00	2270.8	0
US Gallons (us gal)	11/22/21 01:00:00	2270.8	0
US Gallons (us gal)	11/22/21 00:00:00	2270.8	96
US Gallons (us gal)	11/21/21 17:00:00	2175	19
US Gallons (us gal)	11/21/21 09:00:00	2156.3	0
US Gallons (us gal)	11/21/21 00:00:00	2156.3	4
US Gallons (us gal)	11/20/21 21:00:00	2151.9	16
US Gallons (us gal)	11/20/21 13:00:00	2135.7	5
US Gallons (us gal)	11/20/21 05:00:00	2130.3	0
US Gallons (us gal)	11/20/21 00:00:00	2130.3	1
US Gallons (us gal)	11/19/21 21:00:00	2129.6	7
US Gallons (us gal)	11/19/21 13:00:00	2122.6	15
US Gallons (us gal)	11/19/21 05:00:00	2107.5	0
US Gallons (us gal)	11/19/21 00:00:00	2107.5	4
US Gallons (us gal)	11/18/21 21:00:00	2103.9	2
US Gallons (us gal)	11/18/21 13:00:00	2101.9	14
US Gallons (us gal)	11/18/21 05:00:00	2088.2	0
US Gallons (us gal)	11/18/21 00:00:00	2088.2	0
US Gallons (us gal)	11/17/21 21:00:00	2087.9	6
US Gallons (us gal)	11/17/21 13:00:00	2082.3	14
US Gallons (us gal)	11/17/21 05:00:00	2068.5	0

US Gallons (us gal)	11/17/21 00:00:00	2068.5	1
US Gallons (us gal)	11/16/21 21:00:00	2067.9	7
US Gallons (us gal)	11/16/21 13:00:00	2061.2	13
US Gallons (us gal)	11/16/21 05:00:00	2048.4	0
US Gallons (us gal)	11/16/21 00:00:00	2048.4	1
US Gallons (us gal)	11/15/21 21:00:00	2047.9	7
US Gallons (us gal)	11/15/21 13:00:00	2041.1	17
US Gallons (us gal)	11/15/21 05:00:00	2023.9	0
US Gallons (us gal)	11/15/21 00:00:00	2023.9	1
US Gallons (us gal)	11/14/21 21:00:00	2022.9	60
US Gallons (us gal)	11/14/21 13:00:00	1963.3	6
US Gallons (us gal)	11/14/21 05:00:00	1957	0
US Gallons (us gal)	11/14/21 00:00:00	1957	0
US Gallons (us gal)	11/13/21 21:00:00	1956.9	16
US Gallons (us gal)	11/13/21 13:00:00	1940.5	6
US Gallons (us gal)	11/13/21 05:00:00	1934.3	0
US Gallons (us gal)	11/13/21 00:00:00	1934.3	0
US Gallons (us gal)	11/12/21 21:00:00	1933.9	6
US Gallons (us gal)	11/12/21 13:00:00	1928.2	14
US Gallons (us gal)	11/12/21 05:00:00	1914.7	0
US Gallons (us gal)	11/12/21 00:00:00	1914.7	0
US Gallons (us gal)	11/11/21 21:00:00	1914.5	6
US Gallons (us gal)	11/11/21 13:00:00	1908.4	17
US Gallons (us gal)	11/11/21 05:00:00	1891.7	0
US Gallons (us gal)	11/11/21 00:00:00	1891.7	0
US Gallons (us gal)	11/10/21 21:00:00	1891.4	10
US Gallons (us gal)	11/10/21 13:00:00	1881.4	13
US Gallons (us gal)	11/10/21 05:00:00	1868.1	0
US Gallons (us gal)	11/10/21 00:00:00	1868.1	4
US Gallons (us gal)	11/09/21 21:00:00	1864.3	3
US Gallons (us gal)	11/09/21 13:00:00	1861.7	18
US Gallons (us gal)	11/09/21 05:00:00	1843.7	0
US Gallons (us gal)	11/09/21 00:00:00	1843.7	6
US Gallons (us gal)	11/08/21 17:00:00	1837.9	14
US Gallons (us gal)	11/08/21 09:00:00	1823.9	1
US Gallons (us gal)	11/08/21 01:00:00	1823.2	0
US Gallons (us gal)	11/08/21 00:00:00	1823.2	55
US Gallons (us gal)	11/07/21 17:00:00	1768.1	62
US Gallons (us gal)	11/07/21 09:00:00	1706.1	0
US Gallons (us gal)	11/07/21 00:00:00	1706	0
US Gallons (us gal)	11/06/21 22:00:00	1705.8	10
US Gallons (us gal)	11/06/21 14:00:00	1695.8	8
US Gallons (us gal)	11/06/21 06:00:00	1688	0
US Gallons (us gal)	11/06/21 00:00:00	1688	4
US Gallons (us gal)	11/05/21 22:00:00	1684.4	53
US Gallons (us gal)	11/05/21 14:00:00	1631.7	6
US Gallons (us gal)	11/05/21 06:00:00	1625.4	0

US Gallons (us gal)	11/05/21 00:00:00	1625.4	4
US Gallons (us gal)	11/04/21 22:00:00	1621.9	6
US Gallons (us gal)	11/04/21 14:00:00	1615.9	14
US Gallons (us gal)	11/04/21 06:00:00	1601.7	0
US Gallons (us gal)	11/04/21 00:00:00	1601.7	5
US Gallons (us gal)	11/03/21 14:00:00	1596.3	41
US Gallons (us gal)	11/03/21 06:00:00	1555.8	0
US Gallons (us gal)	11/03/21 00:00:00	1555.8	0
US Gallons (us gal)	11/02/21 22:00:00	1555.7	48
US Gallons (us gal)	11/02/21 14:00:00	1507.7	13
US Gallons (us gal)	11/02/21 06:00:00	1494.6	0
US Gallons (us gal)	11/02/21 00:00:00	1494.6	4
US Gallons (us gal)	11/01/21 22:00:00	1491.1	3
US Gallons (us gal)	11/01/21 14:00:00	1488.1	14
US Gallons (us gal)	11/01/21 02:00:00	1474.4	0
US Gallons (us gal)	11/01/21 00:00:00	1474.4	38
US Gallons (us gal)	10/31/21 18:00:00	1436.3	33
US Gallons (us gal)	10/31/21 10:00:00	1403.7	0
US Gallons (us gal)	10/31/21 02:00:00	1403.6	0
US Gallons (us gal)	10/31/21 00:00:00	1403.6	5
US Gallons (us gal)	10/30/21 18:00:00	1398.2	14
US Gallons (us gal)	10/30/21 10:00:00	1384	0
US Gallons (us gal)	10/30/21 02:00:00	1384	0
US Gallons (us gal)	10/30/21 00:00:00	1384	5
US Gallons (us gal)	10/29/21 18:00:00	1379.5	2
US Gallons (us gal)	10/29/21 10:00:00	1377.1	13
US Gallons (us gal)	10/29/21 02:00:00	1364	0
US Gallons (us gal)	10/29/21 00:00:00	1364	20
US Gallons (us gal)	10/28/21 10:00:00	1344.4	1
US Gallons (us gal)	10/28/21 02:00:00	1343.7	0
US Gallons (us gal)	10/28/21 00:00:00	1343.7	5
US Gallons (us gal)	10/27/21 18:00:00	1339.1	16
US Gallons (us gal)	10/27/21 06:00:00	1323.6	0
US Gallons (us gal)	10/27/21 00:00:00	1323.6	0
US Gallons (us gal)	10/26/21 22:00:00	1323.5	3
US Gallons (us gal)	10/26/21 14:00:00	1320.6	17
US Gallons (us gal)	10/26/21 06:00:00	1303.5	0
US Gallons (us gal)	10/26/21 00:00:00	1303.5	0
US Gallons (us gal)	10/25/21 22:00:00	1303.4	10
US Gallons (us gal)	10/25/21 14:00:00	1293.2	19
US Gallons (us gal)	10/25/21 06:00:00	1274.4	0
US Gallons (us gal)	10/25/21 00:00:00	1274.4	0
US Gallons (us gal)	10/24/21 22:00:00	1274.2	110
US Gallons (us gal)	10/24/21 14:00:00	1164.2	6
US Gallons (us gal)	10/24/21 06:00:00	1157.8	0
US Gallons (us gal)	10/24/21 00:00:00	1157.8	1
US Gallons (us gal)	10/23/21 22:00:00	1157.3	19

US Gallons (us gal)	10/23/21 14:00:00	1138.6	12
US Gallons (us gal)	10/23/21 06:00:00	1127.1	0
US Gallons (us gal)	10/23/21 00:00:00	1127.1	0
US Gallons (us gal)	10/22/21 22:00:00	1127.1	18
US Gallons (us gal)	10/22/21 10:00:00	1108.9	0
US Gallons (us gal)	10/22/21 02:00:00	1108.5	0
US Gallons (us gal)	10/22/21 00:00:00	1108.5	8
US Gallons (us gal)	10/21/21 14:00:00	1100.7	13
US Gallons (us gal)	10/21/21 06:00:00	1087.4	0
US Gallons (us gal)	10/21/21 00:00:00	1087.4	4
US Gallons (us gal)	10/20/21 18:00:00	1083.3	14
US Gallons (us gal)	10/20/21 06:00:00	1068.9	0
US Gallons (us gal)	10/20/21 00:00:00	1068.9	0
US Gallons (us gal)	10/19/21 22:00:00	1068.7	5
US Gallons (us gal)	10/19/21 14:00:00	1063.4	14
US Gallons (us gal)	10/19/21 06:00:00	1049.1	0
US Gallons (us gal)	10/19/21 00:00:00	1049.1	29
US Gallons (us gal)	10/18/21 14:00:00	1019.6	38
US Gallons (us gal)	10/18/21 06:00:00	981.9	0
US Gallons (us gal)	10/18/21 00:00:00	981.9	49
US Gallons (us gal)	10/17/21 18:00:00	932.8	62
US Gallons (us gal)	10/17/21 10:00:00	871	1
US Gallons (us gal)	10/17/21 02:00:00	870	0
US Gallons (us gal)	10/17/21 00:00:00	870	62
US Gallons (us gal)	10/16/21 14:00:00	807.9	9
US Gallons (us gal)	10/16/21 02:00:00	799	0
US Gallons (us gal)	10/16/21 00:00:00	799	4
US Gallons (us gal)	10/15/21 18:00:00	794.9	19
US Gallons (us gal)	10/15/21 06:00:00	775.7	0
US Gallons (us gal)	10/15/21 00:00:00	775.7	0
US Gallons (us gal)	10/14/21 22:00:00	775.3	6
US Gallons (us gal)	10/14/21 14:00:00	769.7	17
US Gallons (us gal)	10/14/21 06:00:00	752.9	3
US Gallons (us gal)	10/14/21 00:00:00	750	1
US Gallons (us gal)	10/13/21 22:00:00	749.3	2
US Gallons (us gal)	10/13/21 14:00:00	747.6	18
US Gallons (us gal)	10/13/21 06:00:00	729.2	0
US Gallons (us gal)	10/13/21 00:00:00	729.2	0
US Gallons (us gal)	10/12/21 22:00:00	729	22
US Gallons (us gal)	10/12/21 10:00:00	707.2	5
US Gallons (us gal)	10/12/21 02:00:00	701.9	0
US Gallons (us gal)	10/12/21 00:00:00	701.9	1
US Gallons (us gal)	10/11/21 18:00:00	701.2	18
US Gallons (us gal)	10/11/21 06:00:00	682.9	0
US Gallons (us gal)	10/11/21 00:00:00	682.9	0
US Gallons (us gal)	10/10/21 22:00:00	682.8	106
US Gallons (us gal)	10/10/21 14:00:00	577.1	11

US Gallons (us gal)	10/10/21 06:00:00	566.6	0
US Gallons (us gal)	10/10/21 00:00:00	566.6	10
US Gallons (us gal)	10/09/21 14:00:00	557.1	12
US Gallons (us gal)	10/09/21 06:00:00	545.2	0
US Gallons (us gal)	10/09/21 00:00:00	545.2	0
US Gallons (us gal)	10/08/21 22:00:00	545	5
US Gallons (us gal)	10/08/21 14:00:00	540	16
US Gallons (us gal)	10/08/21 06:00:00	523.9	0
US Gallons (us gal)	10/08/21 00:00:00	523.9	0
US Gallons (us gal)	10/07/21 22:00:00	523.9	6
US Gallons (us gal)	10/07/21 14:00:00	517.9	17
US Gallons (us gal)	10/07/21 02:00:00	501.4	0
US Gallons (us gal)	10/07/21 00:00:00	501.4	1
US Gallons (us gal)	10/06/21 18:00:00	500.6	13
US Gallons (us gal)	10/06/21 10:00:00	487.5	5
US Gallons (us gal)	10/06/21 02:00:00	482.2	0
US Gallons (us gal)	10/06/21 00:00:00	482.2	4
US Gallons (us gal)	10/05/21 18:00:00	478	13
US Gallons (us gal)	10/05/21 10:00:00	465	6
US Gallons (us gal)	10/05/21 02:00:00	459.3	0
US Gallons (us gal)	10/05/21 00:00:00	459.3	6
US Gallons (us gal)	10/04/21 14:00:00	453.2	17
US Gallons (us gal)	10/04/21 06:00:00	436.5	0
US Gallons (us gal)	10/04/21 00:00:00	436.5	0
US Gallons (us gal)	10/03/21 22:00:00	436.4	69
US Gallons (us gal)	10/03/21 10:00:00	367.2	0
US Gallons (us gal)	10/03/21 02:00:00	367.2	0
US Gallons (us gal)	10/03/21 00:00:00	367.2	13
US Gallons (us gal)	10/02/21 14:00:00	353.8	5
US Gallons (us gal)	10/02/21 06:00:00	348.4	0
US Gallons (us gal)	10/02/21 00:00:00	348.4	0
US Gallons (us gal)	10/01/21 22:00:00	348.4	5
US Gallons (us gal)	10/01/21 14:00:00	343.1	13
US Gallons (us gal)	10/01/21 02:00:00	329.7	0
US Gallons (us gal)	10/01/21 00:00:00	329.7	4
US Gallons (us gal)	09/30/21 18:00:00	325.6	19
US Gallons (us gal)	09/30/21 02:00:00	306.8	0
US Gallons (us gal)	09/30/21 00:00:00	306.8	4
US Gallons (us gal)	09/29/21 18:00:00	302.7	15
US Gallons (us gal)	09/29/21 10:00:00	287.7	6
US Gallons (us gal)	09/29/21 02:00:00	282	0
US Gallons (us gal)	09/29/21 00:00:00	282	4
US Gallons (us gal)	09/28/21 18:00:00	277.8	14
US Gallons (us gal)	09/28/21 10:00:00	264	5
US Gallons (us gal)	09/28/21 02:00:00	258.8	0
US Gallons (us gal)	09/28/21 00:00:00	258.8	6
US Gallons (us gal)	09/27/21 14:00:00	252.4	16

US Gallons (us gal)	09/27/21 02:00:00	236	0
US Gallons (us gal)	09/27/21 00:00:00	236	123
US Gallons (us gal)	09/26/21 00:00:00	113	65
US Gallons (us gal)	09/25/21 00:00:00	47.8	18
US Gallons (us gal)	09/24/21 11:00:00	30	