

Darsh Singh, Esq.
(610) 212-8331
(330) 315-9263 (Fax)

August 11, 2023

VIA E-FILING

Rosemary Chiavetta, Secretary
Pennsylvania Public Utility Commission
Commonwealth Keystone Building
400 North Street, 2nd Floor
Harrisburg, PA 17120

**Re: Completed Restoration of Momentary and Sustained Interruptions –
Metropolitan Edison Company; Docket No. M-2021-3023564**

Dear Secretary Chiavetta:

Pursuant to 52 Pa. Code § 67.1, Metropolitan Edison Company (“Met-Ed”) submits written notification of completed restoration efforts following storm conditions that began on July 28, 2023 that caused multiple service interruptions in the Met-Ed service territory.

Attached please find the details relative to the impact of this recent outage event and the restoration activities that took place. It should be noted that the review and approval process of this outage information is still in progress at the time of filing this report and as such, all outage information contained in this report should be considered preliminary.

If you have any questions, please contact me at (610) 212-8331.

Sincerely,



Darsh Singh

Enclosures

c: Dan Searfoorce - PaPUC Bureau of Technical Utility Services (via electronic mail)
Derek Ruhl - PaPUC Bureau of Technical Utility Services (via electronic mail)
John Van Zant - PaPUC Bureau of Technical Utility Services (via electronic mail)
Harry Bidelspach – PaPUC Bureau of Technical Utility Services (via electronic mail)

ELECTRIC UTILITY REPORT OF OUTAGE TO
PENNSYLVANIA PUBLIC UTILITY COMMISSION
SECRETARY'S BUREAU
P O BOX 3265
HARRISBURG, PA 17105-3265

1. Reporting Utility: Metropolitan Edison Company ("Met-Ed")
Address: 800 Cabin Hill Road
Greensburg, PA 15601

2. Name and title of person making report:
Scott Wyman President, Pennsylvania Operations
(Name) *(Title)*

3. Telephone number: (814) 444-2026
(Telephone Number)

4. Date and time report was made to Commission:
July 28, 2023 2130
(Date) *(Time)*

5. Interruption or Outage:
 - (a) Number of customers affected: 19,241 (Represents 3.34% of Met-Ed's total customers)
 - (b) Approximate number of outage cases and trouble cases for each county affected during event: See response to 5(c).
 - (c) Approximate number of outages for each county affected during the event:

County	Outages	Outage Cases	Trouble Cases
Adams	1,850	31	31
Berks	4,733	38	53
Bucks	291	8	5
Chester	47	4	2
Cumberland	1,062	4	9
Dauphin	436	8	4
Lancaster	2	1	0
Lebanon	1,760	20	21
Monroe	1,770	8	4
Montgomery	44	5	2
Northampton	474	2	5
Pike	51	1	10
York	6,721	92	115
Total	19,241	222	261

- (d) Approximate number of outage cases exceeding 6 or more hours in duration: 115
- (e) A listing of each outage case exceeding 6 or more hours in duration:
See Attachment A.
- (f) Reason for the interruption or outages: Beginning Friday afternoon, July 28, 2023, a weather system moved through Pennsylvania, including the Met-Ed service territory. The system produced storms with heavy precipitation, lightning, and wind gusts of approximately 49 miles per hour. Late Saturday afternoon, July 29, 2023, as crews were working to restore service to customers affected by the Friday storms, another weather system moved through the Met-Ed service territory. This system also produced precipitation, lightning, and wind gusts of approximately 48 miles per hour. See Attachment B for the maximum wind gusts and the 24-hour total precipitation for July 28, 2023 and July 29, 2023.

Damage as a result of the Friday and Saturday storms included downed trees and wires, damaged or broken poles and crossarms, and damaged transformers. The Reading, York, Hanover, and Lebanon districts were the hardest hit areas. Approximately 57.2% of the total outages that occurred were tree related.

Preliminary data indicates the reliability impact of the storm was 10.5 minutes of SAIDI, 0.0334 of SAIFI frequency, and an overall storm CAIDI of 314.2 minutes.

- (g) Projected time of restoration: It was estimated that the majority of customers affected by the Friday storms would be restored by 1600 on July 29, 2023. The estimated time of restoration for customers affected by the Saturday storms were managed on an individual order basis.

See Attachment C for the restoration curve and Attachment D for the order restoration graphs.

- (h) The number of utility workers, contract workers, and workers received as mutual aid assigned specifically to the repair work by general function:

Company	# of Workers	General Function
Met-Ed	29	Line Workers
Subtotal	29	Line Workers
IB Able	6	Line Contractors
NG Gilbert	9	Line Contractors
JW Didado	13	Line Contractors
Henkels & McCoy	5	Line Contractors
Miller Bros.	5	Line Contractors
Subtotal	38	Line Contractors
Davey Tree	10	Forestry Contractor
Lewis Tree	51	Forestry Contractor
Subtotal	61	Forestry Contractor
Met-Ed	7	Hazard Responder
Subtotal	7	Hazard Responder
Met-Ed	28	Supporting Roles
Subtotal	28	Supporting Roles
Grand Total	163	

- (i) The date and time of the first information of a service interruption: July 28, 2023 at 1705.
- (j) The date and time that repair crews were assembled: Scheduled crews were on duty with additional crews called in as needed.
- (k) The actual time that service was restored to the last affected customer: July 30, 2023 at 1800.

- (l) A general description of the physical damage sustained by the utility facilities as a result of the interruption/outage:

Equipment	Number
Primary Spans Down	88
Secondary Spans Down	18
Crossarms Replaced	44
Cutouts Replaced	49
Poles Replaced	19
Transformers Replaced	7
Wire & Cable Replaced (feet)	6,030

- (m) If the interruption/outage event was weather-related, the utility's weather reports, outlooks, or scenarios for the day before and the day of the interruption/outage event:

See Attachment E for the weather forecast reports.

If the interruption/outage event caused approximate outages that exceed 10% or more of the number of customers in the utility's entire service territory, rank the event in terms of the number and duration of outages and provide 2 comparable events, including the number and duration of outages for those comparable events.

The outages that were a result of this event did not exceed 10% or more of customers in the utility's entire service territory.

Remarks: The storm statistics contained in this report are preliminary. The review and approval of the storm statistics were still in progress as of the time this report was filed.

Attachment A: A listing of each outage case exceeding six or more hours in duration, including the following information¹:

Order #	Approximate Location (County)	Total Number of Customers Affected	Duration of the Outage (minutes)	Initial Date and Time of the Outage	Restoration Date and Time
566743	York	4	2,793	7/28/2023 19:27	7/30/2023 18:00
562183	York	13	2,782	7/28/2023 18:03	7/30/2023 16:25
561511	York	12	2,693	7/28/2023 18:07	7/30/2023 15:00
568172	York	1	2,685	7/28/2023 18:19	7/30/2023 15:04
564131	York	1	2,620	7/28/2023 19:23	7/30/2023 15:03
561590	York	3	2,613	7/28/2023 18:21	7/30/2023 13:54
561909	Adams	1	2,610	7/28/2023 19:23	7/30/2023 14:53
563193	Berks	1	1,999	7/29/2023 8:03	7/30/2023 17:22
561926	York	5	1,587	7/28/2023 19:27	7/29/2023 21:54
561516	York	1	1,585	7/28/2023 18:08	7/29/2023 20:33
561987	Adams	1	1,545	7/28/2023 19:38	7/29/2023 21:23
563418	Lebanon	1	1,542	7/29/2023 9:18	7/30/2023 11:00
561287	York	1	1,494	7/28/2023 17:05	7/29/2023 17:59
562659	Adams	1	1,469	7/28/2023 22:47	7/29/2023 23:16
565198	Berks	1	1,435	7/29/2023 18:01	7/30/2023 17:56
561422	York	5	1,409	7/28/2023 17:48	7/29/2023 17:17
562439	York	3	1,404	7/28/2023 21:28	7/29/2023 20:52
568387	Berks	4	1,365	7/29/2023 18:51	7/30/2023 17:36
562815	Adams	1	1,349	7/28/2023 21:11	7/29/2023 19:40
562803	York	2	1,320	7/28/2023 19:23	7/29/2023 17:23
565675	Monroe	2	1,319	7/29/2023 18:53	7/30/2023 16:52
565415	York	1	1,315	7/29/2023 18:28	7/30/2023 16:23
565658	Berks	187	1,309	7/29/2023 18:51	7/30/2023 16:40
564909	Berks	1	1,283	7/29/2023 17:12	7/30/2023 14:35
565228	Monroe	22	1,281	7/29/2023 18:01	7/30/2023 15:22
561575	Adams	8	1,268	7/28/2023 18:17	7/29/2023 15:25
561555	York	18	1,260	7/28/2023 18:13	7/29/2023 15:13
562281	Montgomery	1	1,255	7/28/2023 20:37	7/29/2023 17:32
567889	Berks	1	1,225	7/29/2023 20:25	7/30/2023 16:50

¹ When applicable, the individual restoration steps for an order are provided for those customers that were out of service for 6 hours or more.

Metropolitan Edison Report

Order #	Approximate Location (County)	Total Number of Customers Affected	Duration of the Outage (minutes)	Initial Date and Time of the Outage	Restoration Date and Time
564190	Adams	46	1,222	7/28/2023 18:41	7/29/2023 15:03
566832	Dauphin	43	1,215	7/29/2023 17:23	7/30/2023 13:38
562277	Adams	198	1,207	7/28/2023 17:53	7/29/2023 14:00
561443	Adams	50	1,205	7/28/2023 17:55	7/29/2023 14:00
564344	Adams	26	1,205	7/28/2023 17:55	7/29/2023 14:00
563969	Berks	1	1,179	7/29/2023 16:59	7/30/2023 12:38
565786	Monroe	5	1,178	7/29/2023 17:52	7/30/2023 13:30
564850	York	1	1,175	7/29/2023 13:01	7/30/2023 8:36
561773	York	14	1,174	7/28/2023 18:47	7/29/2023 14:21
564914	York	24	1,141	7/29/2023 17:13	7/30/2023 12:14
561544	York	47	1,108	7/28/2023 18:12	7/29/2023 12:40
561520	Adams	2	1,102	7/28/2023 18:08	7/29/2023 12:30
565601	Bucks	8	1,097	7/29/2023 18:43	7/30/2023 13:00
563983	Adams	46	1,094	7/28/2023 19:46	7/29/2023 14:00
563983	Adams	171	1,094	7/28/2023 19:46	7/29/2023 14:00
564625	York	1	1,094	7/29/2023 16:31	7/30/2023 10:45
564944	Berks	8	1,091	7/29/2023 17:20	7/30/2023 11:31
562803	York	86	1,085	7/28/2023 19:23	7/29/2023 13:28
562524	Chester	1	1,065	7/28/2023 22:06	7/29/2023 15:51
563575	Cumberland	671	1,055	7/28/2023 17:25	7/29/2023 11:00
566331	Berks	3	1,025	7/29/2023 20:25	7/30/2023 13:30
564985	Berks	1	1,023	7/29/2023 17:30	7/30/2023 10:33
565079	Lebanon	2	1,010	7/29/2023 17:48	7/30/2023 10:38
565011	Lebanon	5	1,005	7/29/2023 17:36	7/30/2023 10:21
561595	York	7	994	7/28/2023 18:20	7/29/2023 10:54
562803	York	438	992	7/28/2023 19:23	7/29/2023 11:55
561321	Cumberland	113	984	7/28/2023 17:25	7/29/2023 9:49
565616	Bucks	4	979	7/29/2023 18:44	7/30/2023 11:03
561728	Adams	14	978	7/28/2023 21:36	7/29/2023 13:54
561519	Adams	13	972	7/28/2023 18:08	7/29/2023 10:20
565359	Berks	3	954	7/29/2023 18:24	7/30/2023 10:18
565488	Bucks	143	952	7/29/2023 18:33	7/30/2023 10:25
561667	York	1	941	7/28/2023 18:32	7/29/2023 10:13
561734	York	1	933	7/28/2023 18:42	7/29/2023 10:15

Metropolitan Edison Report

Order #	Approximate Location (County)	Total Number of Customers Affected	Duration of the Outage (minutes)	Initial Date and Time of the Outage	Restoration Date and Time
562307	York	99	912	7/28/2023 19:10	7/29/2023 10:22
566913	York	1	908	7/29/2023 23:05	7/30/2023 14:13
562710	York	2	901	7/28/2023 19:34	7/29/2023 10:35
562734	York	7	899	7/28/2023 23:18	7/29/2023 14:17
562690	Chester	1	890	7/28/2023 22:55	7/29/2023 13:45
561951	York	9	835	7/28/2023 19:34	7/29/2023 9:29
561870	York	25	835	7/28/2023 19:19	7/29/2023 9:14
562803	York	4	831	7/28/2023 19:23	7/29/2023 9:14
562803	York	51	828	7/28/2023 19:23	7/29/2023 9:11
562449	Berks	54	816	7/28/2023 21:34	7/29/2023 11:10
561807	Lancaster	2	803	7/28/2023 18:58	7/29/2023 8:21
562518	York	7	798	7/28/2023 22:04	7/29/2023 11:22
565691	Berks	2	795	7/29/2023 18:55	7/30/2023 8:10
567076	Berks	3	765	7/30/2023 0:24	7/30/2023 13:09
563537	Adams	1	750	7/29/2023 9:30	7/29/2023 22:00
565987	York	18	733	7/29/2023 8:27	7/29/2023 20:40
562756	Montgomery	1	730	7/28/2023 23:25	7/29/2023 11:35
566215	York	1	720	7/29/2023 20:06	7/30/2023 8:06
563005	York	5	683	7/29/2023 4:55	7/29/2023 16:18
563281	Adams	1	682	7/29/2023 8:19	7/29/2023 19:41
561568	York	4	641	7/28/2023 18:14	7/29/2023 4:55
567015	York	99	629	7/29/2023 23:54	7/30/2023 10:23
566243	Berks	6	601	7/29/2023 20:09	7/30/2023 6:10
565001	Lebanon	12	596	7/29/2023 17:34	7/30/2023 3:30
566976	Montgomery	38	575	7/29/2023 23:25	7/30/2023 9:00
563089	York	1	564	7/29/2023 6:41	7/29/2023 16:05
563102	Adams	2	526	7/29/2023 7:04	7/29/2023 15:50
563043	Berks	2	523	7/29/2023 6:05	7/29/2023 14:48
561299	Berks	2	522	7/28/2023 17:08	7/29/2023 1:50
567223	Montgomery	1	522	7/30/2023 2:48	7/30/2023 11:30
561428	Adams	29	504	7/28/2023 17:52	7/29/2023 2:16
566100	Bucks	10	496	7/29/2023 19:49	7/30/2023 4:05
562497	Pike	51	491	7/28/2023 21:55	7/29/2023 6:06
563137	Dauphin	61	485	7/29/2023 7:41	7/29/2023 15:46

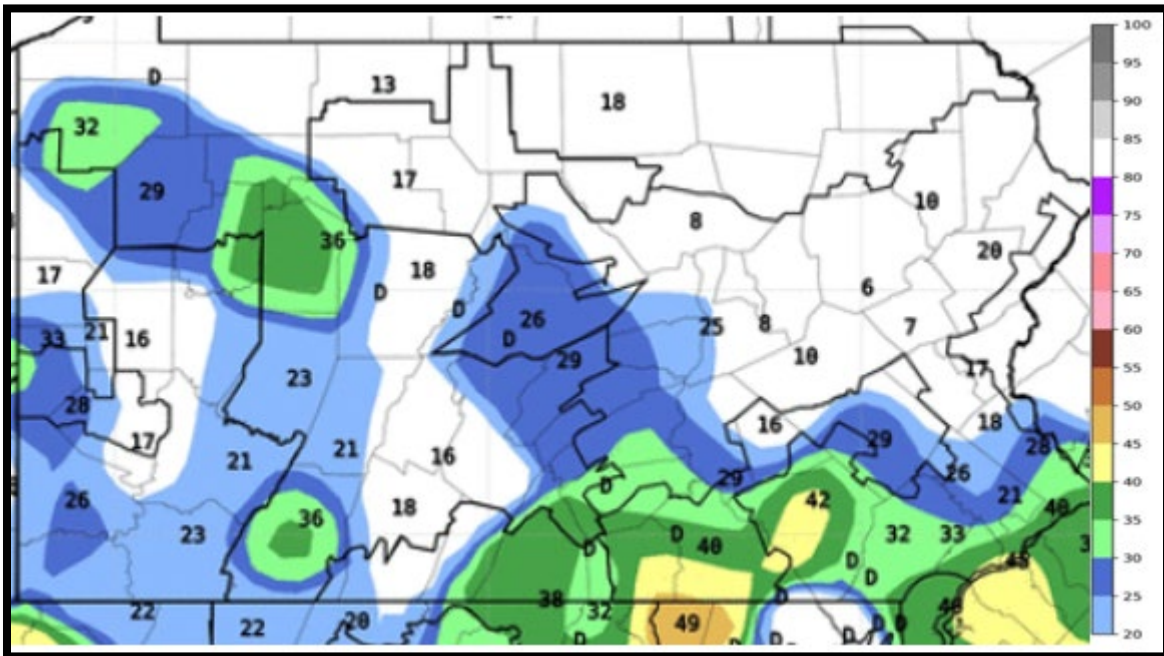
Metropolitan Edison Report

Order #	Approximate Location (County)	Total Number of Customers Affected	Duration of the Outage (minutes)	Initial Date and Time of the Outage	Restoration Date and Time
563540	York	8	479	7/29/2023 9:31	7/29/2023 17:30
566415	Berks	40	474	7/29/2023 20:38	7/30/2023 4:32
564342	York	8	461	7/29/2023 14:22	7/29/2023 22:03
564867	Lebanon	29	458	7/29/2023 17:02	7/30/2023 0:40
567391	Berks	1	456	7/30/2023 6:19	7/30/2023 13:55
565207	Berks	1,111	447	7/29/2023 18:04	7/30/2023 1:31
565743	Bucks	9	445	7/29/2023 19:04	7/30/2023 2:29
566526	Lebanon	6	444	7/29/2023 20:51	7/30/2023 4:15
564632	York	5	434	7/29/2023 16:36	7/29/2023 23:50
561941	York	190	433	7/28/2023 17:28	7/29/2023 0:41
566534	Lebanon	12	418	7/29/2023 20:52	7/30/2023 3:50
565201	Adams	1	417	7/29/2023 18:02	7/30/2023 0:59
561978	York	10	416	7/28/2023 19:38	7/29/2023 2:34
566785	York	1	416	7/29/2023 22:14	7/30/2023 5:10
562103	York	1	395	7/28/2023 19:55	7/29/2023 2:30
566123	York	25	370	7/29/2023 18:00	7/30/2023 0:10
562179	Chester	44	368	7/28/2023 20:15	7/29/2023 2:23
563864	York	7	365	7/29/2023 11:40	7/29/2023 17:45

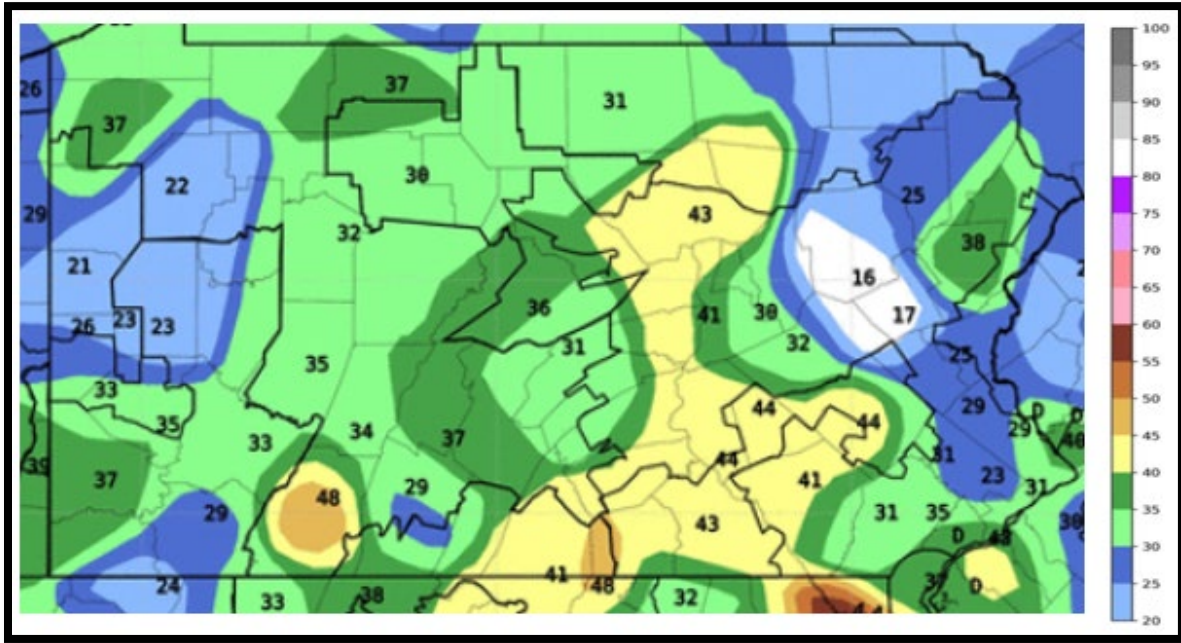
Attachment B: Wind and Precipitation Report

Wind and Precipitation Reports: Graphics 1 and 2 illustrate the maximum wind gusts in the Met-Ed service territory on July 28, 2023 and July 29, 2023. Graphics 3 and 4 illustrate precipitation in the Met-Ed service territory on July 28, 2023 and July 29, 2023. The graphics are from the National Oceanic and Atmospheric Administration (“NOAA”).

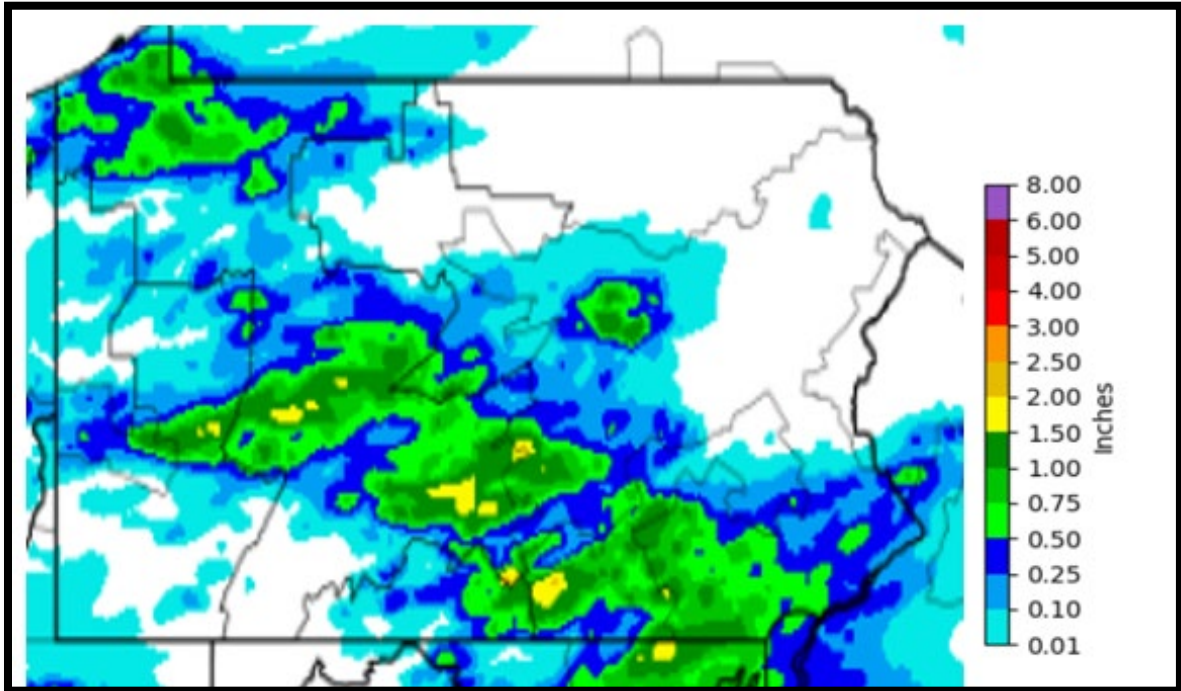
Graphic 1: Wind Gusts – Friday, July 28, 2023



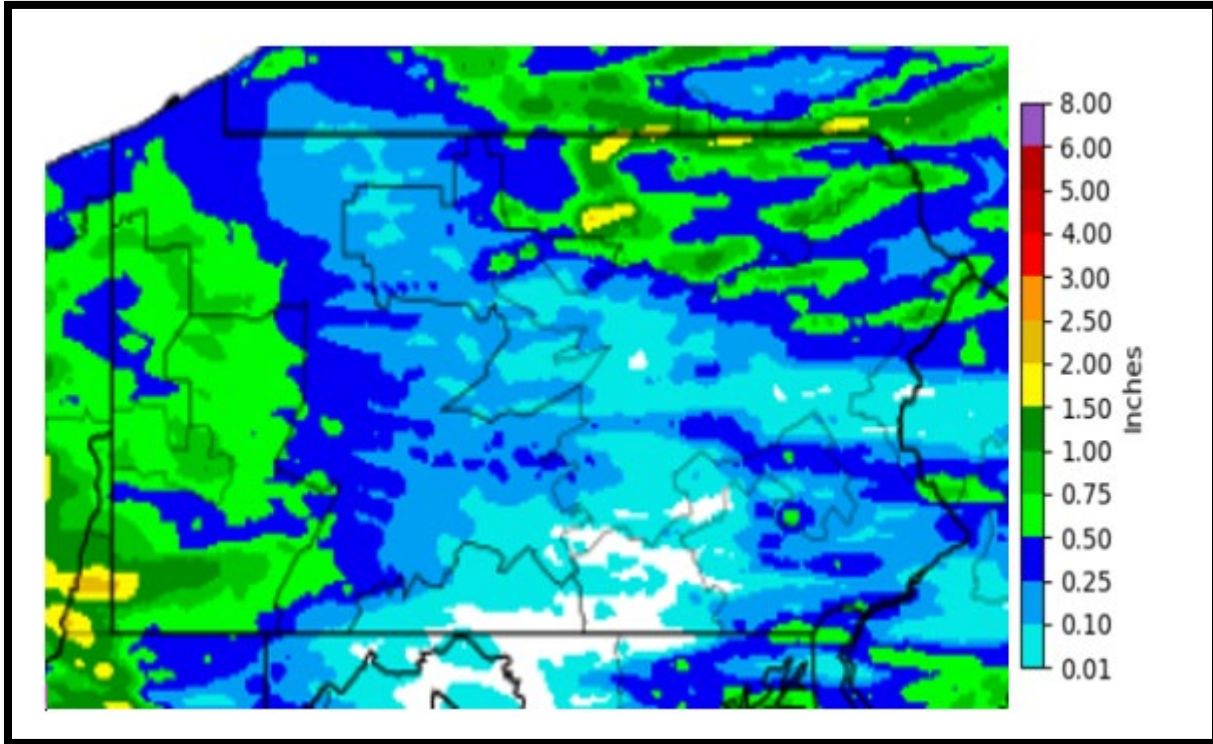
Graphic 2: Wind Gusts - Saturday, July 29, 2023



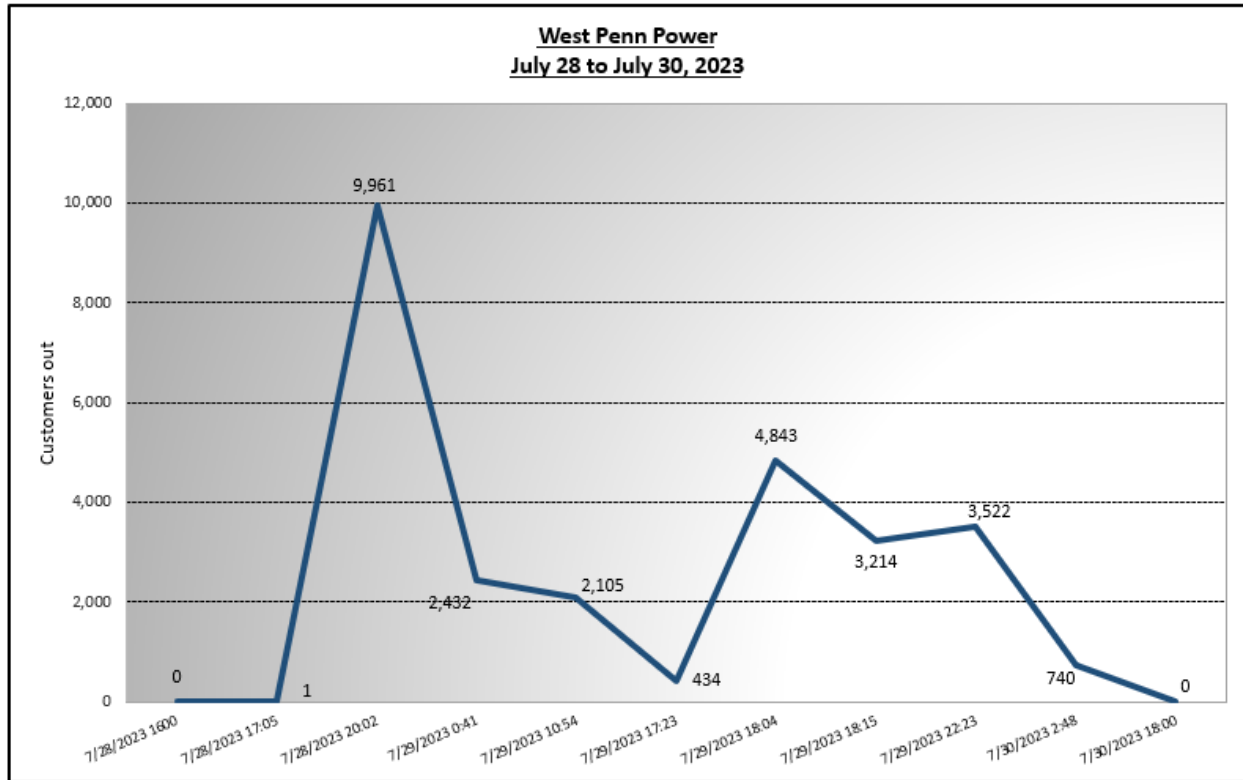
Graphic 3: 24-Hour Total Precipitation – Friday, July 28, 2023



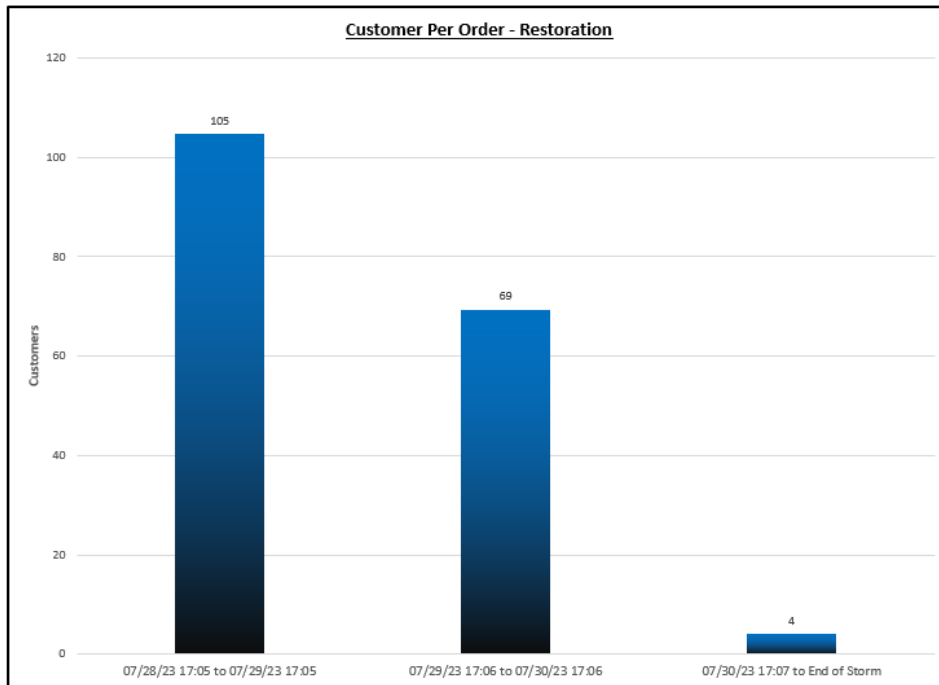
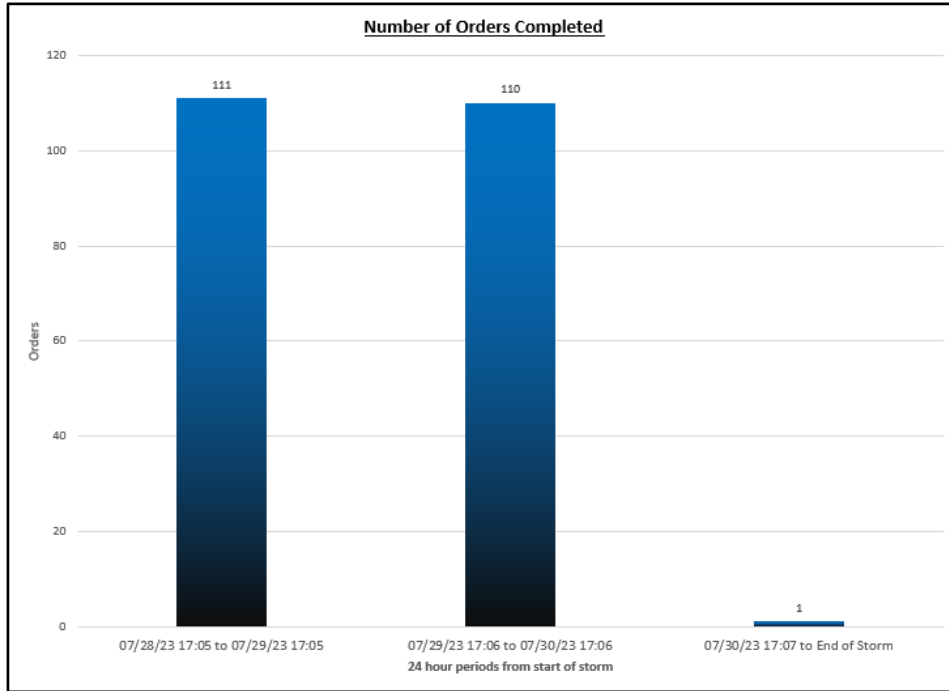
Graphic 4: 24-Hour Total Precipitation – Saturday, July 29, 2023



Attachment C: Order Restoration Curve



Attachment D: Order Restoration Graphs



Attachment E: Meteorologist Reports

Thursday, July 27, 2023 @ 0910

Update:

Thursday:

- Added areas of central/southern WV into the risk area for the afternoon; otherwise, small adjustments to the risk area.
- Slight increase in storm/wind risk across eastern PA/NJ. Scattered storm development is expected in these areas, and storms will be capable of localized pockets of wind damage.
- Slight adjustment for timing, moving the main storm window earlier. Storm development could occur as early as 2pm across portions of central PA and central WV.

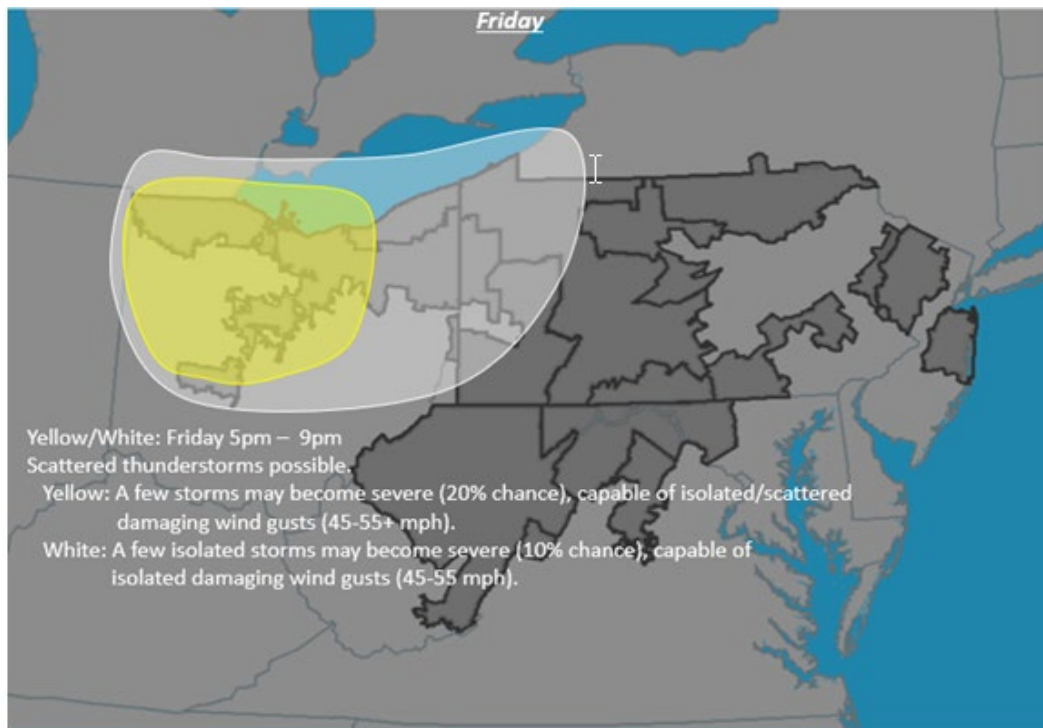
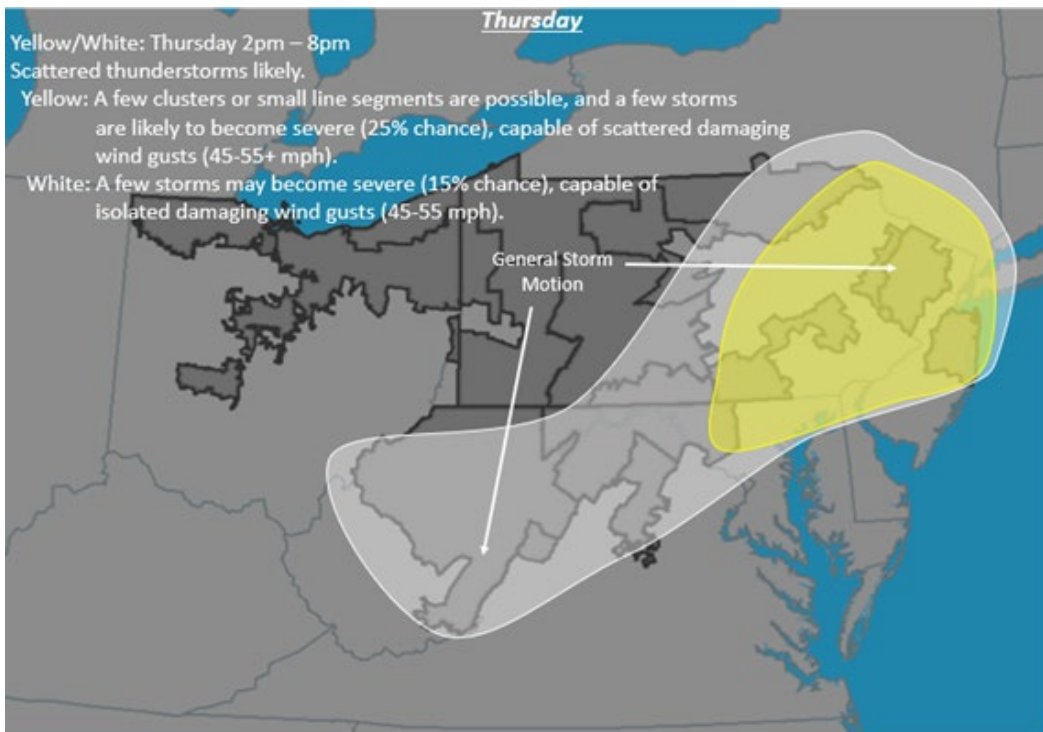
Friday:

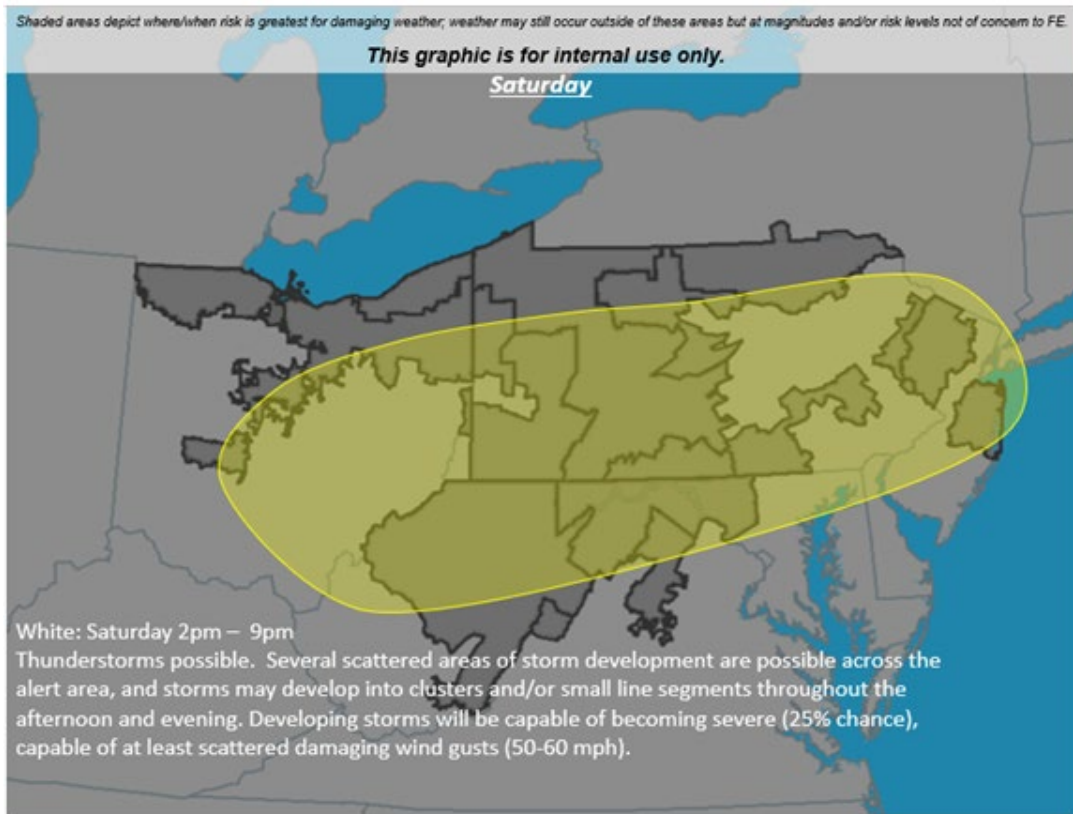
- Added a new alert area for western FE (OH/western PA/panhandle WV).
- Scattered strong storm are possible across these areas Friday evening, with slightly higher risk across western/central OH.
- Storms are expected to be isolated/widely scattered, but any developing storm will be capable of at least isolated damaging gusts.

Saturday:

- A cold front is expected to sink through FE during the day/evening on Saturday across the FE footprint. Given heat/humidity, conditions will generally be favorable for areas of strong storm development and wind damage.
- Great uncertainty exists regarding the timing and location of the front, so important details of the forecast remain unclear this morning.
- A broad area has been introduced to attempt to identify when and where storm development is most likely.
- More details/forecast clarification will be provided in future alerts as better information becomes available.

Additional note: A reminder that a dangerous heat wave, with heat indexes reaching/exceeding 100 degrees in many locations, will be impacting FE Thursday and Friday.





Thursday, July 27, 2023 @ 1603

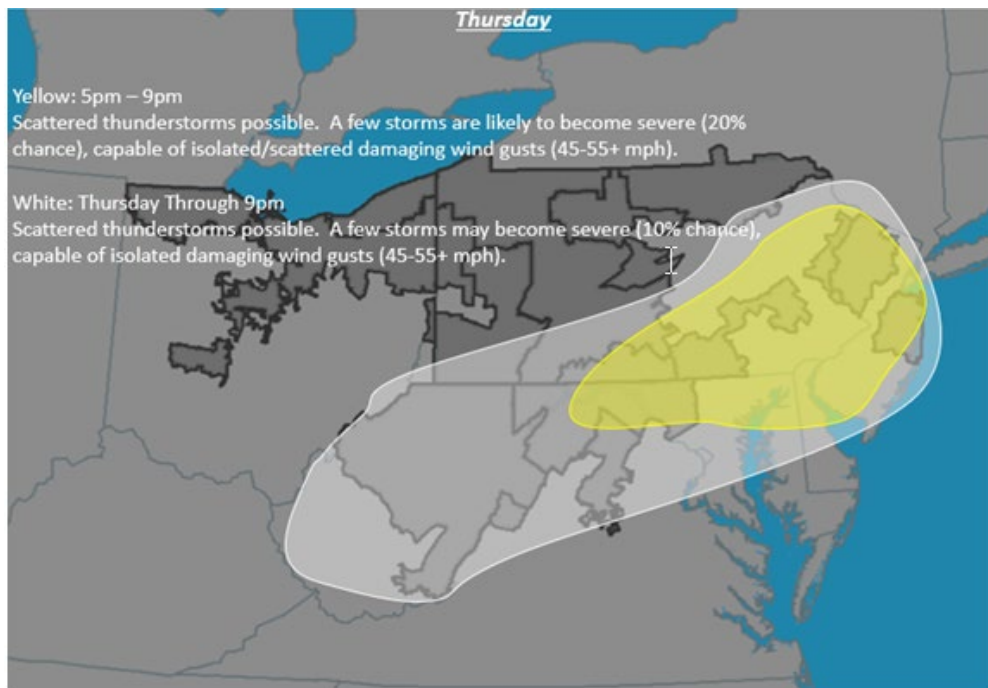
Update:

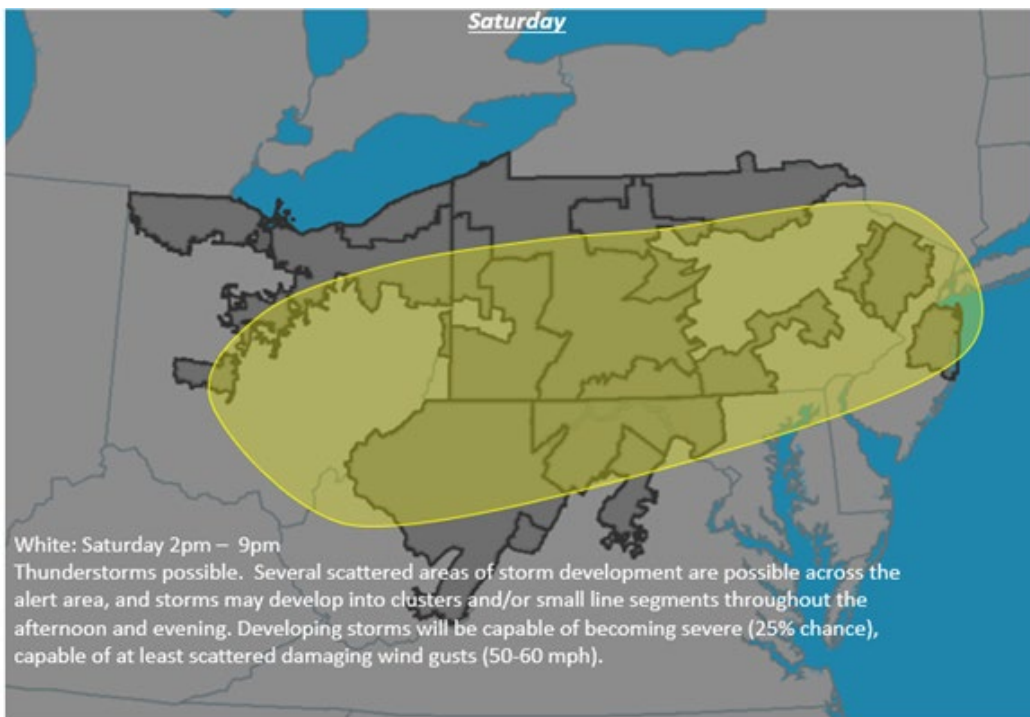
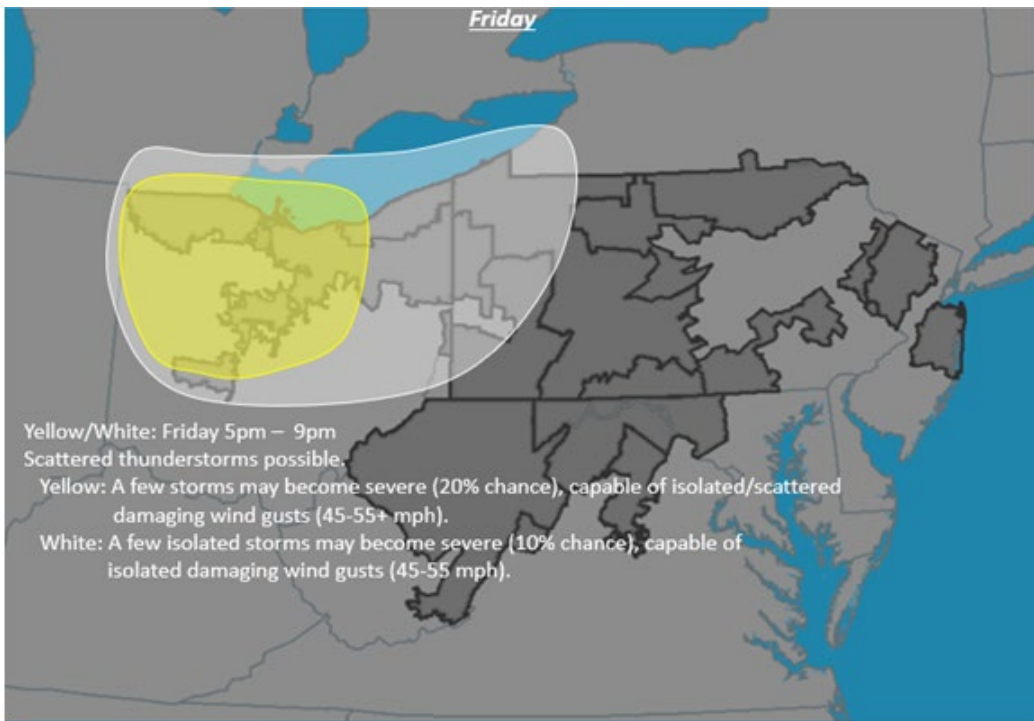
Thursday:

- Slight adjustments for today's forecast, mainly to slightly downgrade areas of eastern NJ and NJ this evening. Scattered strong storms remain possible in these areas through the evening, but strong storm/damaging wind gusts are expected to be isolated or widely scattered in nature.

No changes to Friday or Saturday's forecast at this time.

See graphics below for further information.





Friday, July 28, 2023 @ 0930

Update:

Friday:

- Added a new threat area for Friday morning (active immediately) in regards to line of storms entering OH from the west. This storm complex will be capable of isolated/sporadic damaging wind gusts over the next few hours as it moves eastward through OH, and will be monitored for potential increase in strength over the next 2-3 hours.
- Generally expanded risk of isolated/scattered strong storms Friday afternoon/evening to include portions of PA/WV/MD.
- Current thinking is for two separate threat areas across FE later Friday:
 - 1) Areas of western PA, western MD and WV—scattered storm development could lead to isolated areas of damaging gusts through the afternoon
 - 2) A cluster/line of strong storms, expected to develop to the west of FE, may survive long enough to impact western FE this evening. Uncertainty remains about the when/where/how of this potential storm complex, but current estimations are the highest risk of strong storms/wind damage resides in areas of OH Friday evening (8pm-12pm). Further adjustments to this portion of the forecast may be required later Friday.

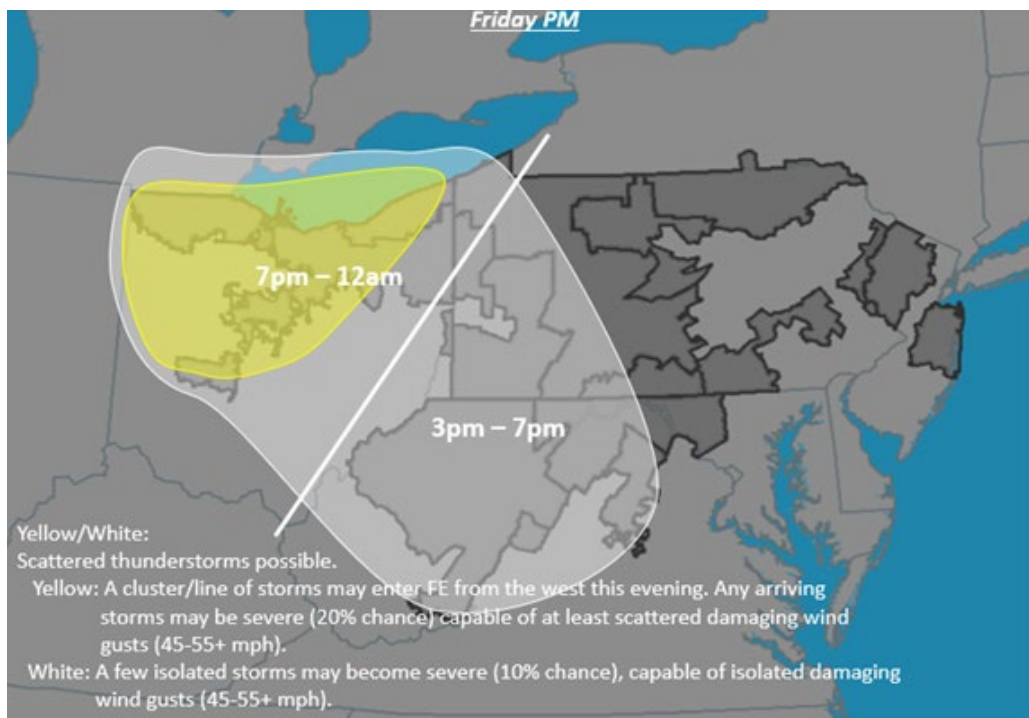
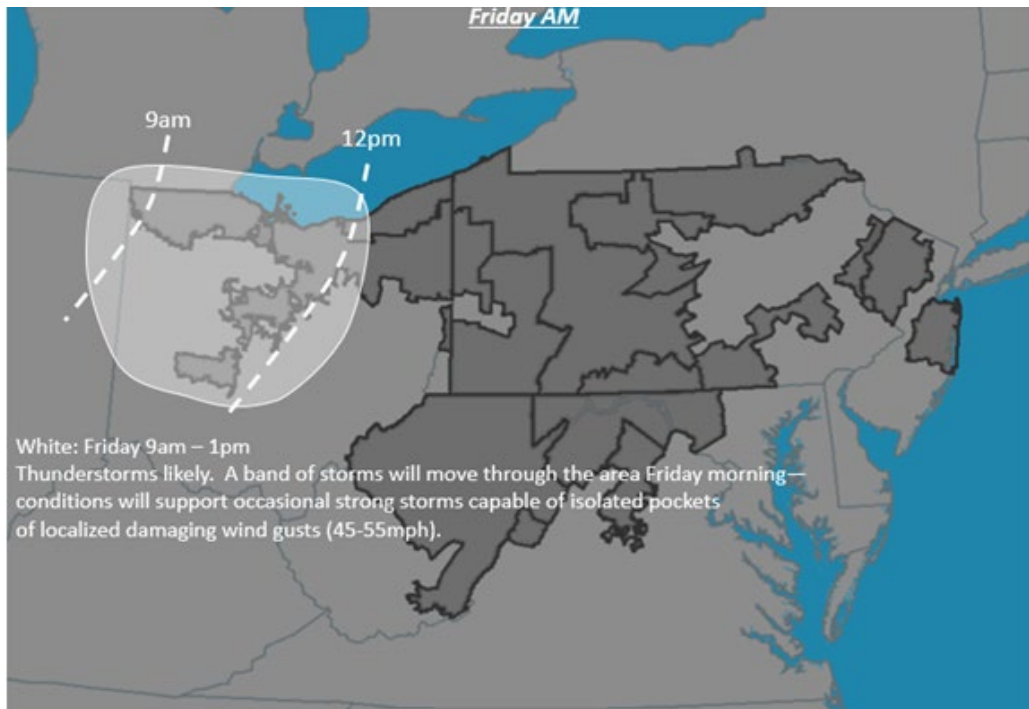
Saturday:

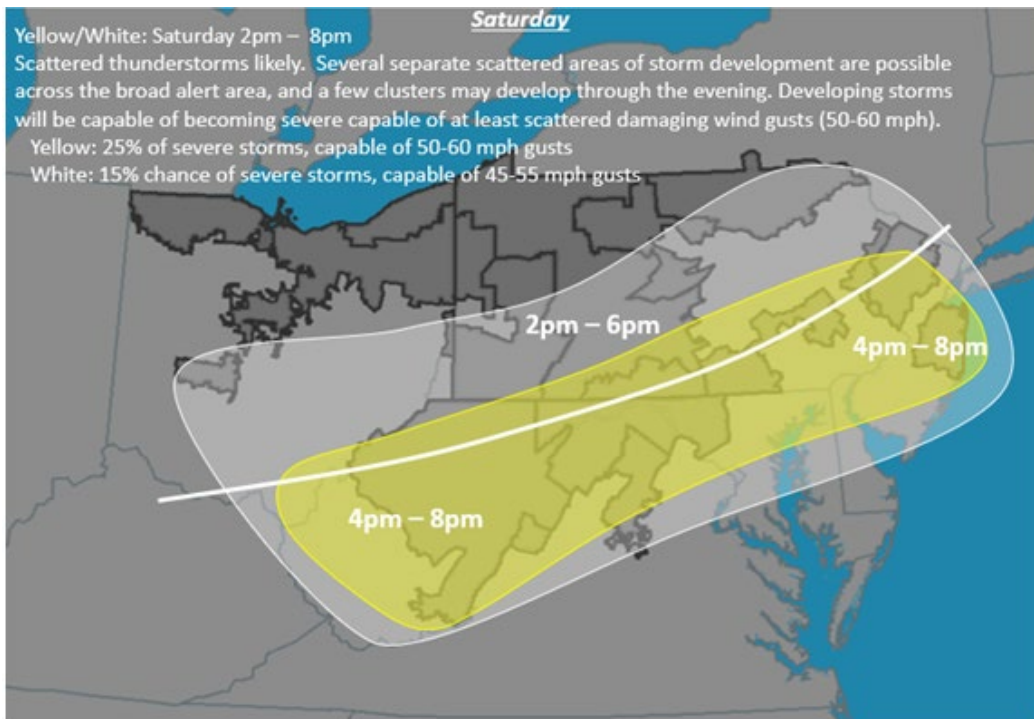
- Small adjustments to the forecast, but the general forecast thinking has not appreciably changed this morning.
- A cold front is expected to sink through FE during the day/evening on Saturday across the FE footprint. Given heat/humidity, conditions will generally be favorable for areas of strong storm development and wind damage.
- Scattered pockets of storm development appear possible across FE, especially in the main threat area.
- Any storms that develop Saturday will be capable of pockets of damaging wind gusts, and few isolated significant wind gusts (60+ mph) will be possible.

Additional notes:

- 1) The heat/humidity have induced more uncertainty into forecasts than usual. Stay tuned for to future weather alerts to be aware of changing/updated forecasts.
- 2) Listen—it's still really warm. And humid. Please be safe out there.

See graphics below for further information.





Friday, July 28, 2023 @ 1449

Update:

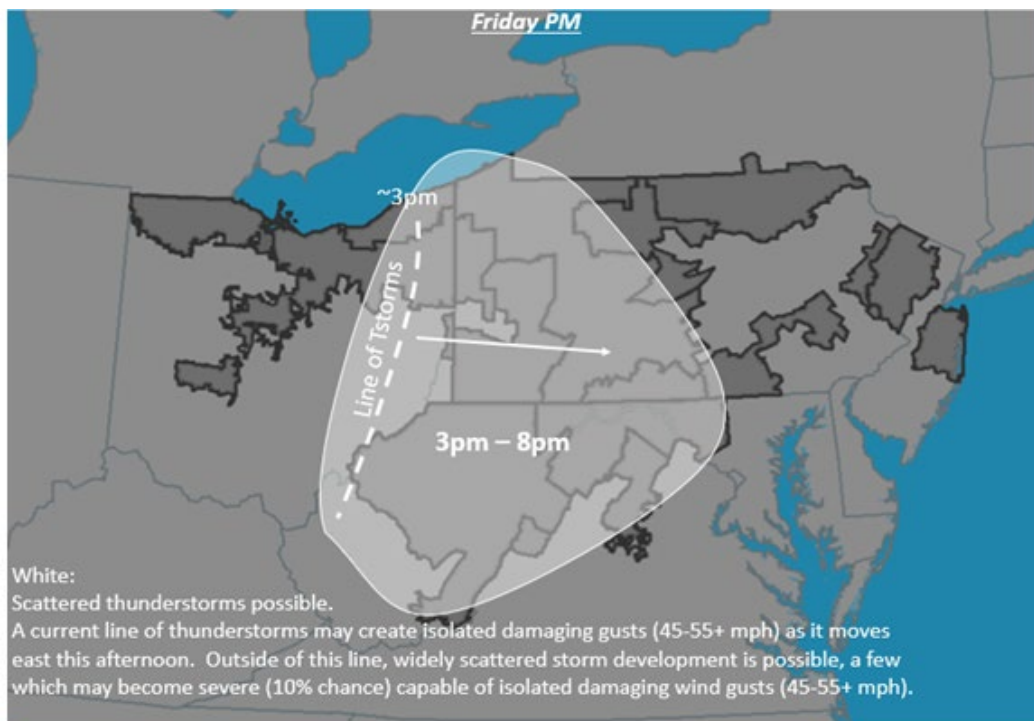
Friday:

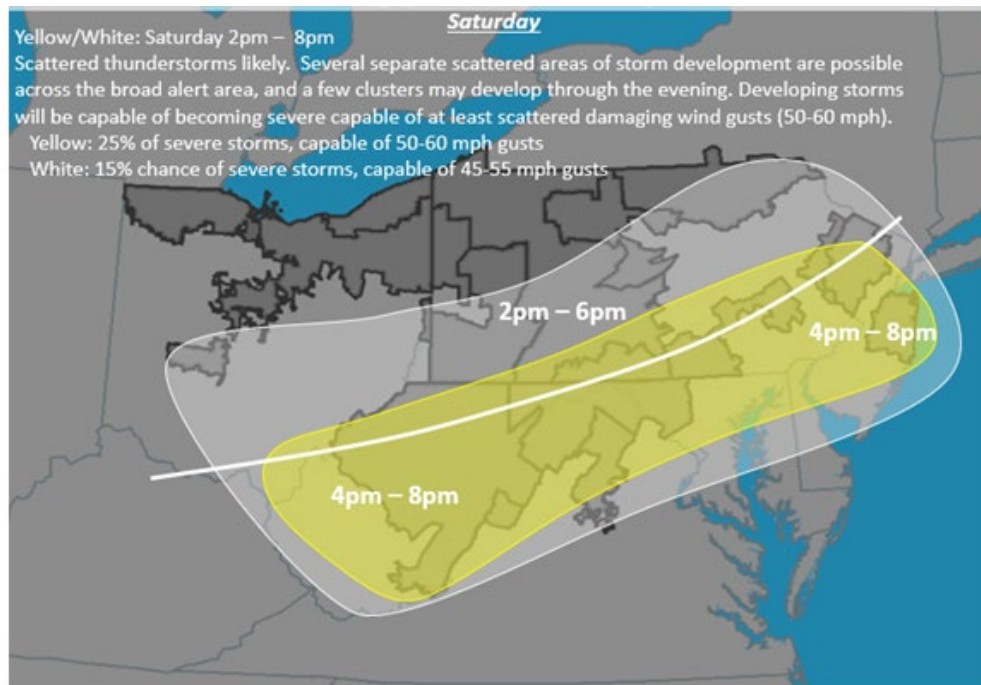
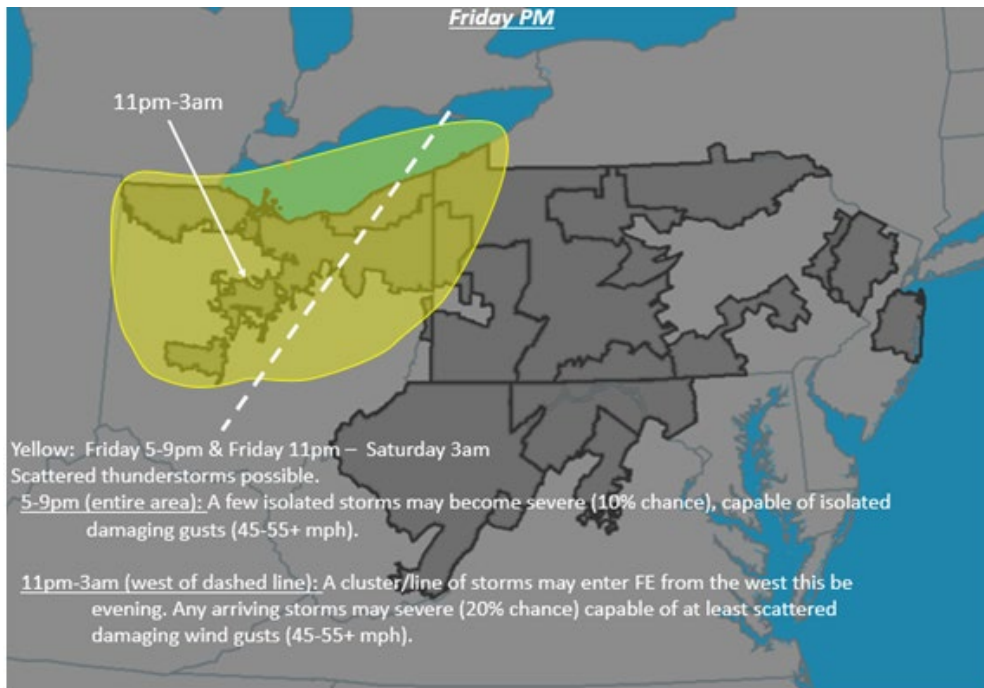
- Adjusted forecast areas across eastern OH/western PA/WV/western MD to account for isolated/scattered activity possible this afternoon.
- Updated Friday evening's forecast for western FE (OH/western PA) to denote two separate storm chances:
 - A) Risk of scattered strong storms from 5-9pm this evening
 - B) An overnight risk of a complex of storms moving into OH from the west, most likely during the 11pm-3am timeframe
- Split Friday into two separate graphics to better clarifying the shifting areas and timing of risks.

Saturday:

- No changes to the forecast at this time.

See graphics below for further information.





Friday, July 28, 2023 @ 1639

Update:

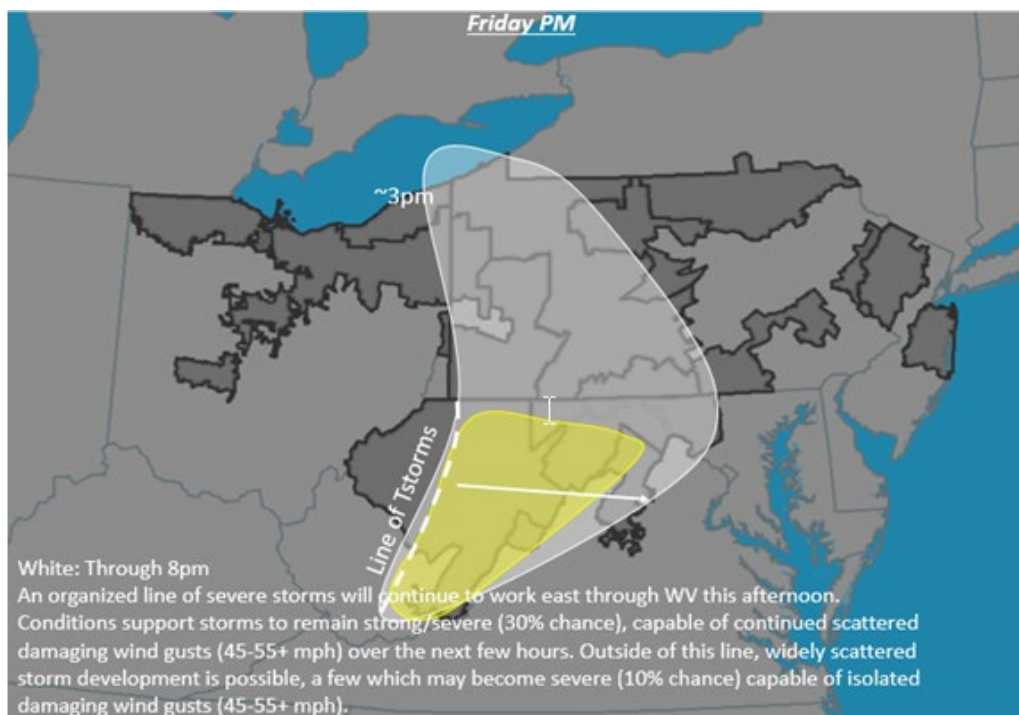
Friday:

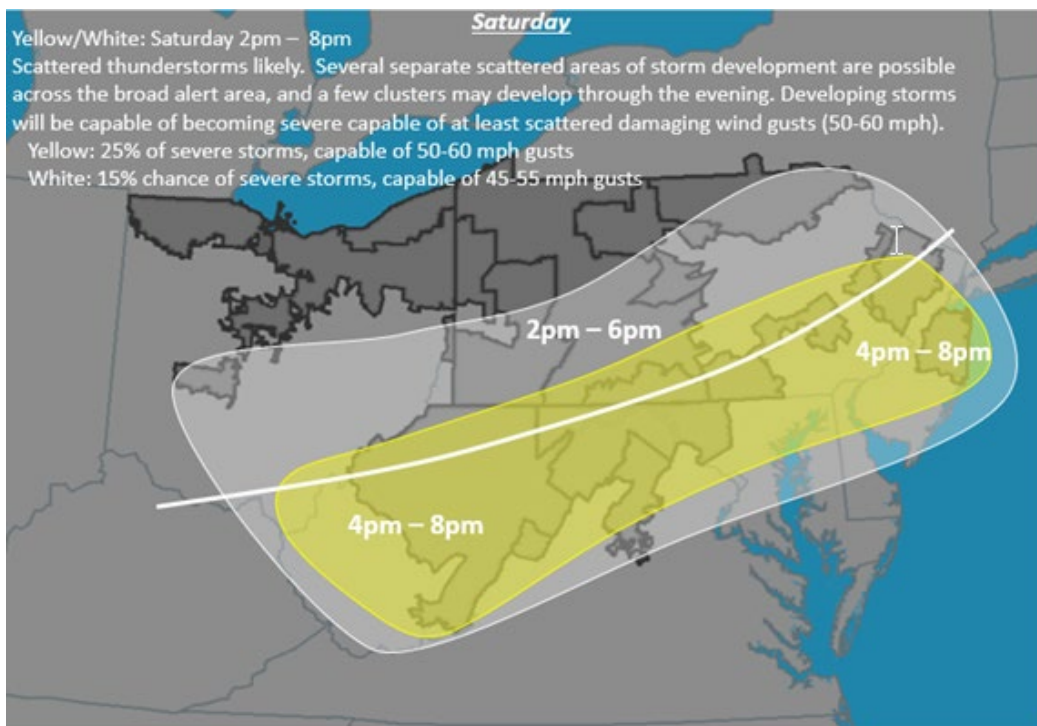
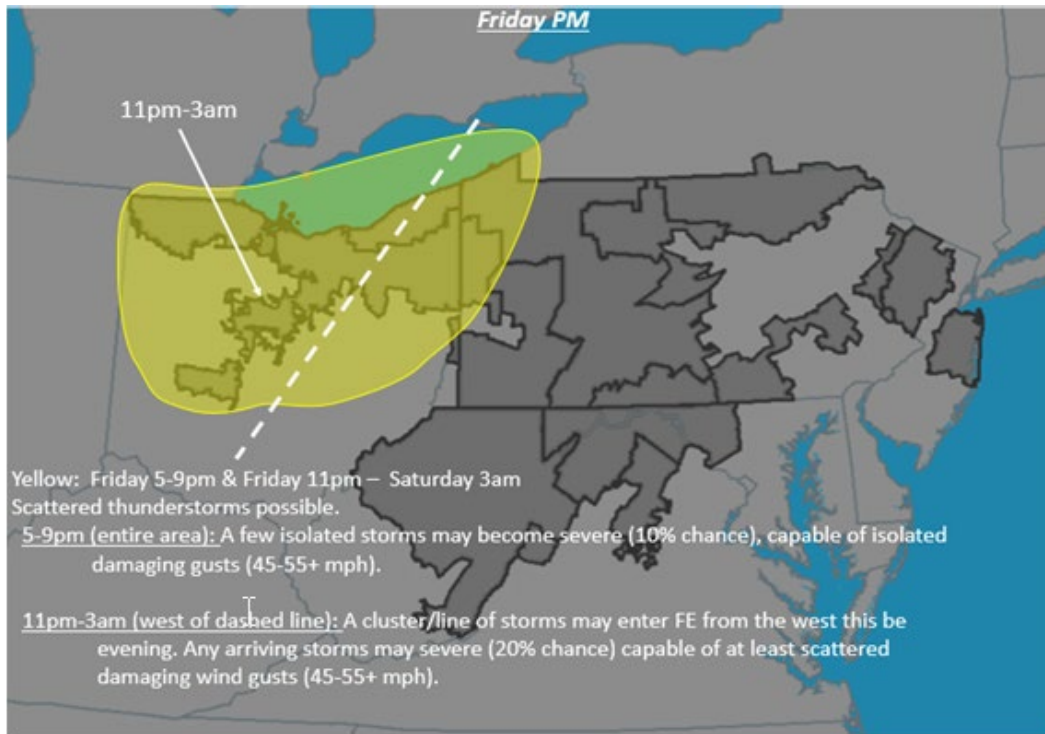
- Updated forecast to provide information on line of severe thunderstorms currently working through West Virginia. While the higher topography of eastern WV usually works to weaken storms, high heat and humidity are likely to provide enough fuel for storms to maintain the risk of scattered damaging gusts for the next 60-90 minutes as they move east.
- Otherwise, no changes the rest of Friday’s forecast.

Saturday:

- No changes to the forecast at this time.

See graphics below for further information.





Friday, July 28, 2023 @ 1916

Update:

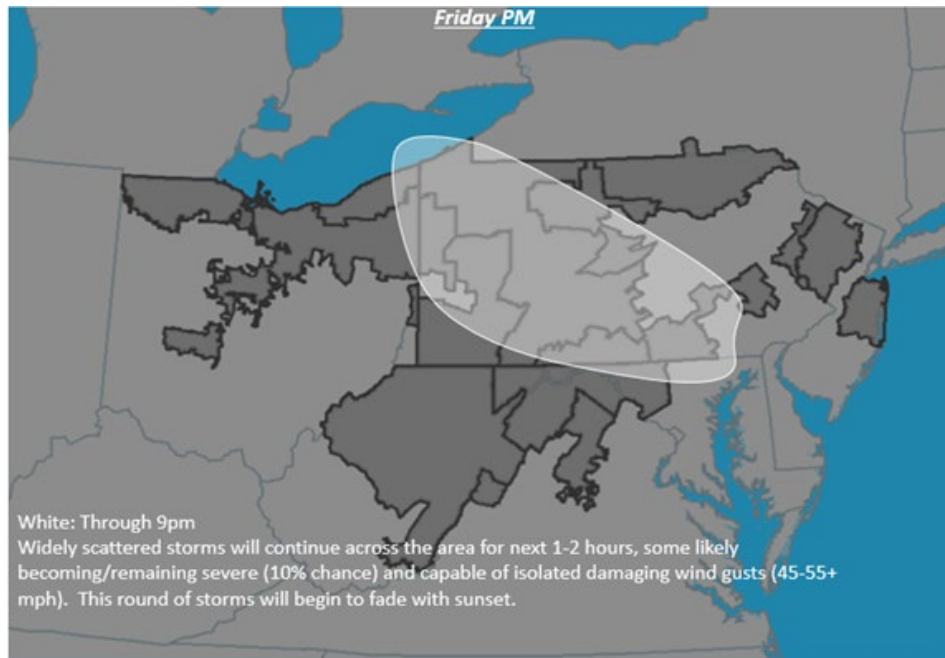
Friday:

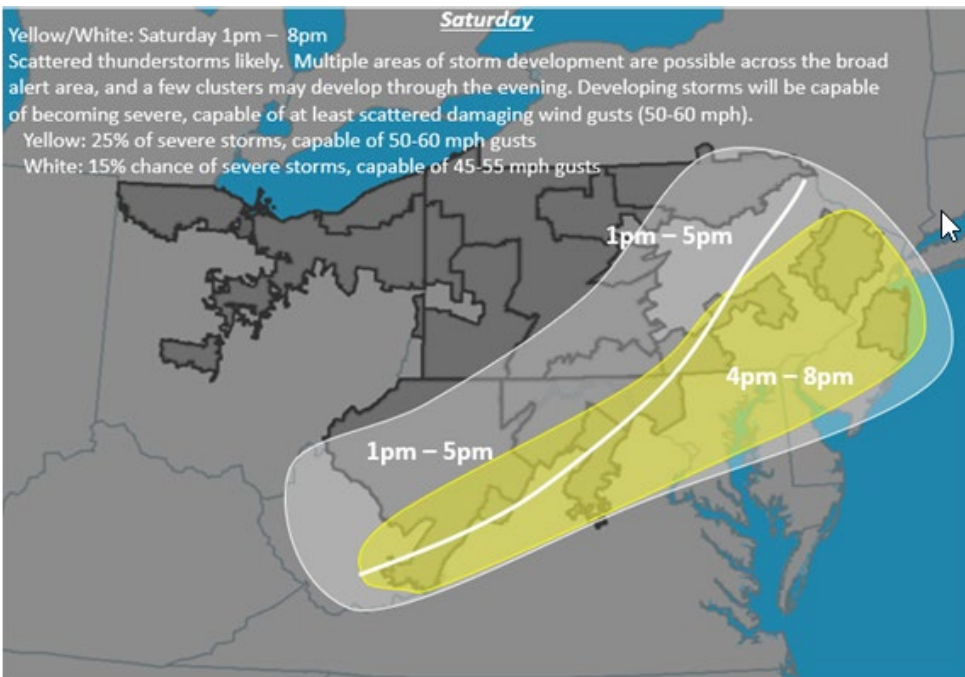
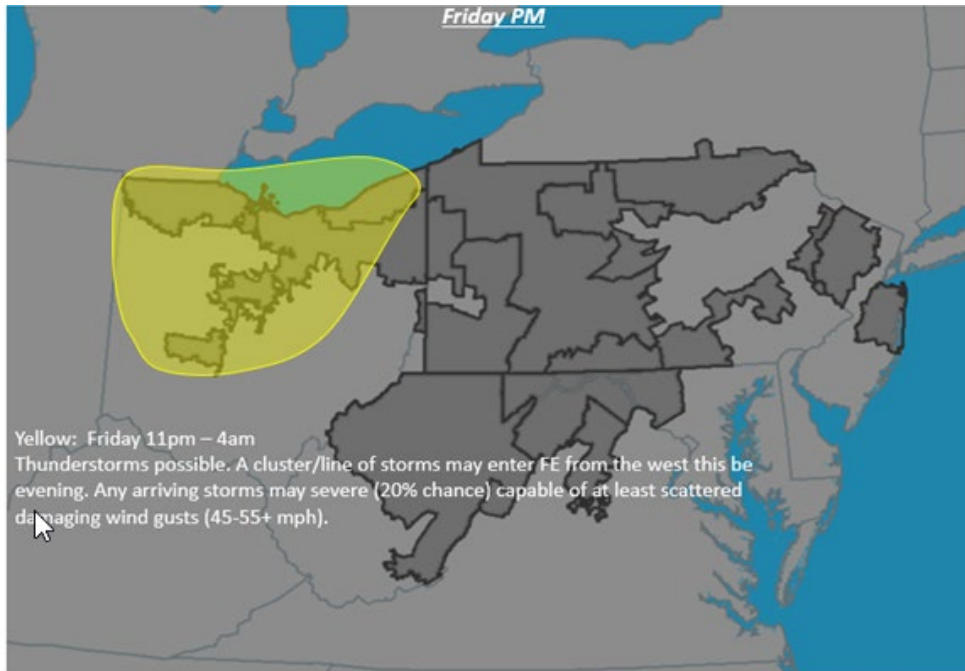
- Tightened up areas in central FE regarding ongoing storm activity for the remainder of the evening.
- Removed early evening mention of storms for areas across OH.
- Small adjustments to the overnight threat of storms; storms currently developing to the west of FE will pose a threat to areas of OH in the overnight hours.

Saturday:

- Small adjustments to the threat areas for Saturday afternoon and evening, with small timing updates as well.
- Storms are still expected to remain generally scattered in nature, but the potential of any developing storm to create damage requires maintaining an elevated risk over a broader area.
- Saturday's forecast still remains very unsettled, and further updates will likely be needed Saturday morning after overnight storms have run their course.

See graphics below for further information.





Saturday, July 29, 2023 @ 0908

Update:

Saturday:

- No major changes. Only slight adjustments to the forecast this morning.
- Scattered strong activity will be possible this afternoon and evening across eastern and southern FE. Storms are expected to increase in intensity and coverage into the evening hours.
- Not all areas in the alert are expected to see storm activity, but multiple separate areas of activity are possible.

See graphic below for further information.

Last Scheduled Update

