



Eckert Seamans Cherin & Mellott, LLC
213 Market Street
8th Floor
Harrisburg, PA 17101

TEL 717 237 6000
FAX 717 237 6019
www.eckertseamans.com

Sarah C. Stoner
717.237.6026
sstoner@eckertseamans.com

January 23, 2024

VIA E-FILING

Rosemary Chiavetta, Secretary
Pennsylvania Public Utility Commission
400 North Street
Harrisburg, PA 17120

RE: Philadelphia Gas Works (“PGW”) Quarterly Leak Report, Docket No. P-2012-2337737 and Quarterly Report on Mains and Training, Docket No. P-2015-2301500

Dear Secretary Chiavetta:

Enclosed please find Philadelphia Gas Works’ (“PGW”) Quarterly Leak Report for the Fourth Quarter of the calendar year 2023. This Report is being filed pursuant to Ordering Paragraph 4 of the Commission’s Order entered on April 4, 2013, at Docket No. P-2012-2337737. Also enclosed is PGW’s Quarterly Report on Mains and Training for the same time period. This Report is being filed pursuant to Ordering Paragraph 8.b of the Commission’s Order entered on January 28, 2016 at Docket No. P-2015-2501500.

Sincerely,

Sarah C. Stoner

Sarah C. Stoner

SCS/jls
Enclosure

cc: Certificate of Service
Matthew Stewart (mattstewar@pa.gov)

CERTIFICATE OF SERVICE

I hereby certify that this day I served a copy of PGW's Quarterly Leak Report and Quarterly Report on Mains and Training, upon the persons listed below in the manner indicated in accordance with the requirements of 52 Pa. Code Section 1.54.

Via Email

Carrie Wright, Esq.
Bureau of Investigation & Enforcement
Pennsylvania Public Utility Commission
Commonwealth Keystone Building
400 North Street
Harrisburg, PA 17120
carwright@pa.gov

Sharon E. Webb, Esq.
Office of Small Business Advocate
Forum Place, 1st Floor
555 Walnut Street
Harrisburg, PA 17101
swebb@pa.gov

Darryl Lawrence, Esq.
Eric Gannon, Esq.
Office of Consumer Advocate
555 Walnut Street
5th Floor, Forum Place
Harrisburg, PA 17101-1923
ra-oca@paoca.org

Charis Mincavage, Esq.
Adeolu Bakare, Esq.
McNees Wallace & Nurick
100 Pine Street
Harrisburg, PA 17101
cmincavage@mcneeslaw.com
abakare@mcneeslaw.com

Date: January 23, 2024

Kelly Monaghan
Director, Bureau of Audits
PA Public Utility Commission
Commonwealth Keystone Bldg.
400 North Street, 2nd Floor
Harrisburg, PA 17120
kmonaghan@pa.gov

John Finnigan, Esq.
Environmental Defense Fund
128 Winding Brook Lane
Terrace Park, OH 45174
jfinnigan@edf.org

Michael Panfil, Esq.
Environmental Defense Fund
1875 Connecticut Ave., N.W.
Washington, D.C. 20009
mpanfil@edf.org

Heather Langeland, Esq.
Environmental Defense Fund
200 First Ave., Suite 200
Pittsburgh, PA 15222
langeland@pennfuture.org

Joesph Otis Minott, Esq.
Ernest Logan Welde, Esq.
Clean Air Council
135 S. 19th St., Suite 300
Philadelphia, PA 19103
Joe_minott@cleanair.org
lwelde@cleanair.org

/s/ Sarah C. Stoner

Sarah C. Stoner, Esquire

Quarterly Leak Report

Quarter	Year	Month	Work Immediate					Work Leak					Leak Recheck				
			Month End Balance	Initial Leaks	Average Age* of Initial Leaks Repaired	Follow Up Leaks	Average Age* of Follow Up Leaks Repaired	Month End Balance	Initial Leaks	Average Age* of Initial Leaks Repaired	Follow Up Leaks	Average Age* of Follow Up Leaks Repaired	Month End Balance	Initial Leaks	Average Age* of Initial Leaks Repaired	Follow Up Leaks	Average Age* of Follow Up Leaks Repaired
Q-4	2023	October	0	99	1.20	8	168.72	36	30	0.56	29	113.49	1164	37	0.57	127	663.40
Q-4	2023	November	0	117	0.61	9	10.82	53	31	0.40	31	7.09	1153	72	0.71	107	278.88
Q-4	2023	December	0	126	0.71	8	1.58	57	42	0.66	26	41.85	1146	39	0.65	93	8.51

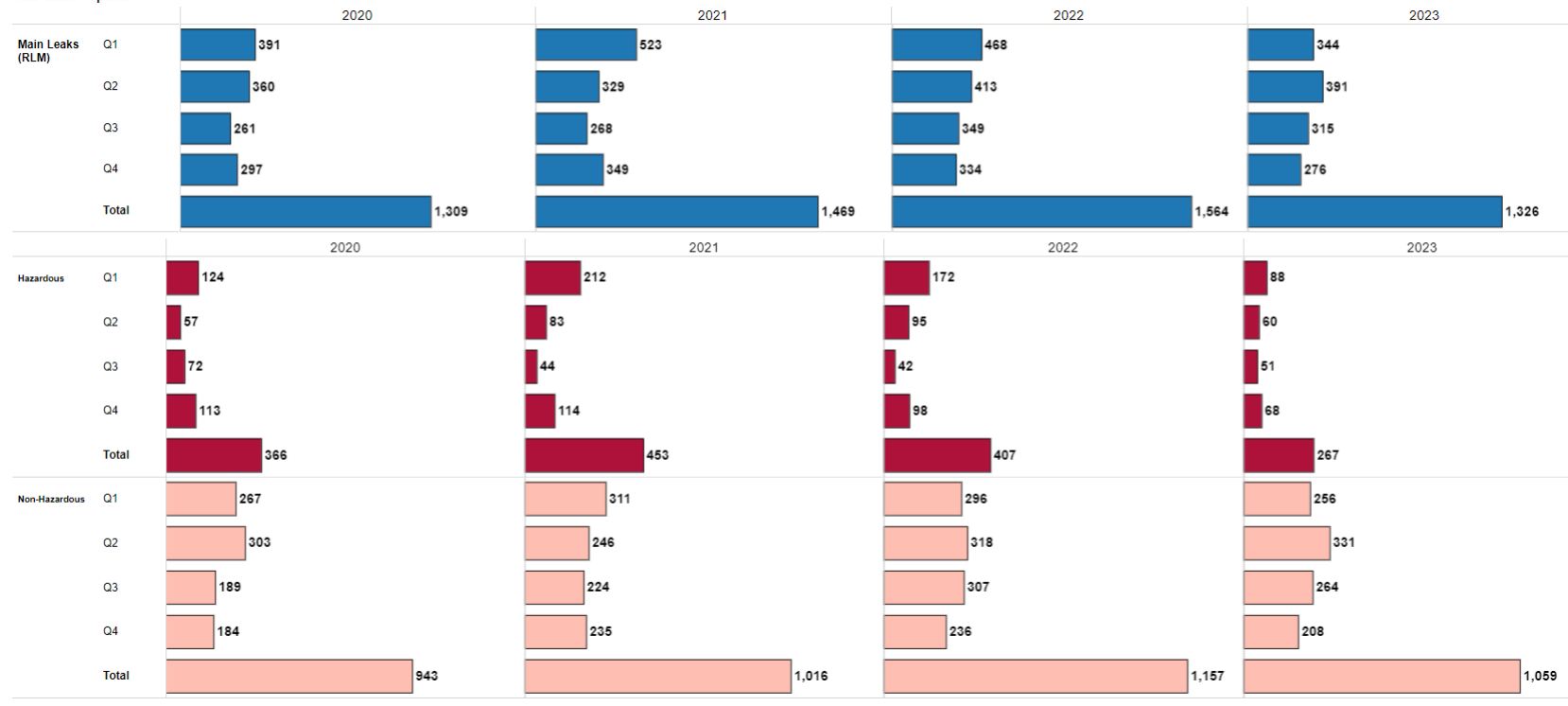
* Average Age (days) is based on the number of leaks repaired in each category and is calculated from the time of identification to the time of first repair (temporary or permanent).

Summary of Cast Iron Main Performance

Diameter Group	Pressure	Leak Type	Q4 2020	Q4 2023	Variance
10" and Smaller	Low / Int	Hazardous	113	68	-40%
		Non-Hazardous	184	208	13%
		TOTAL	297	276	-7%
12" and Larger	Low	Hazardous	18	14	-22%
		Non-Hazardous	25	46	84%
		TOTAL	43	60	40%
12" and Larger	High	Hazardous	3	5	67%
		Non-Hazardous	10	12	20%
		TOTAL	13	17	31%

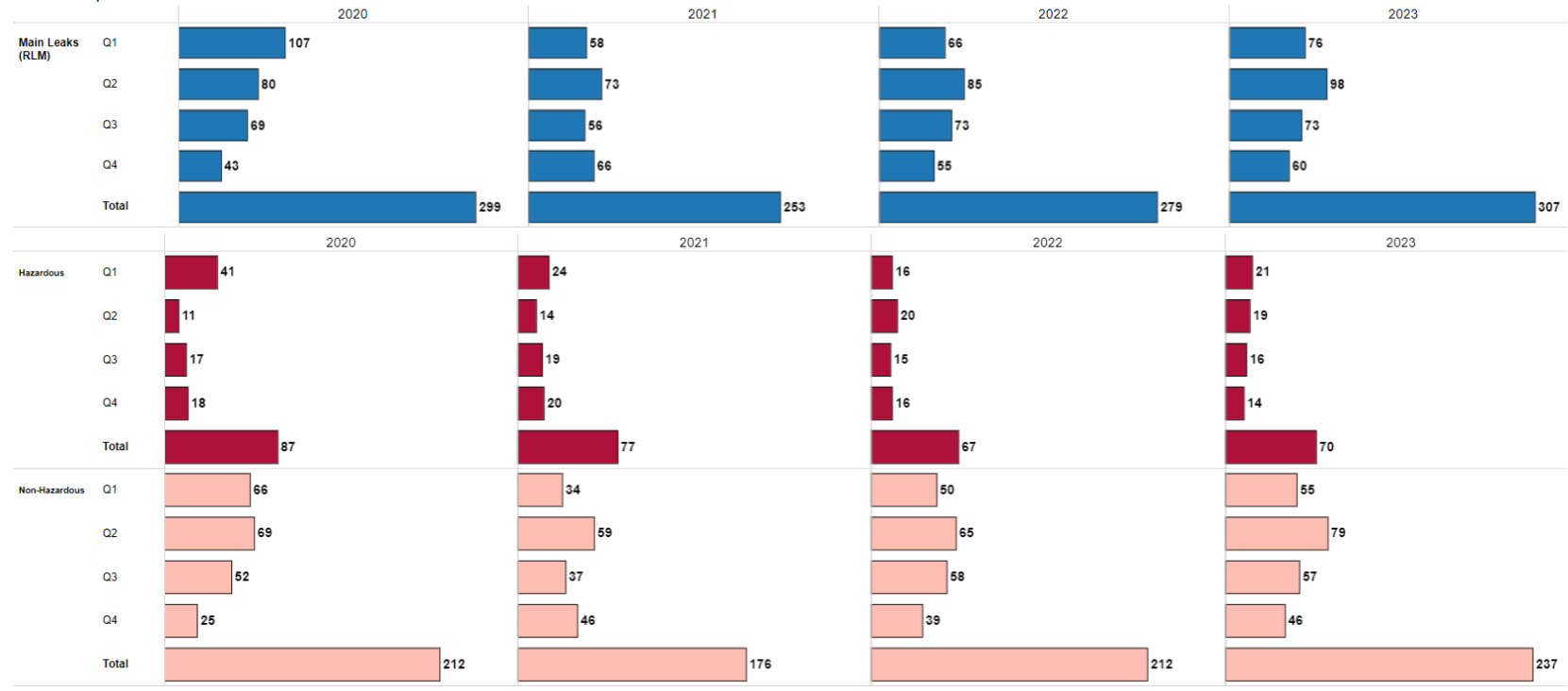
10” and Smaller Cast Iron Main Leak Repairs – Low / Intermediate Pressure (4.5” WC – 5 psig)

Main Leak Repairs



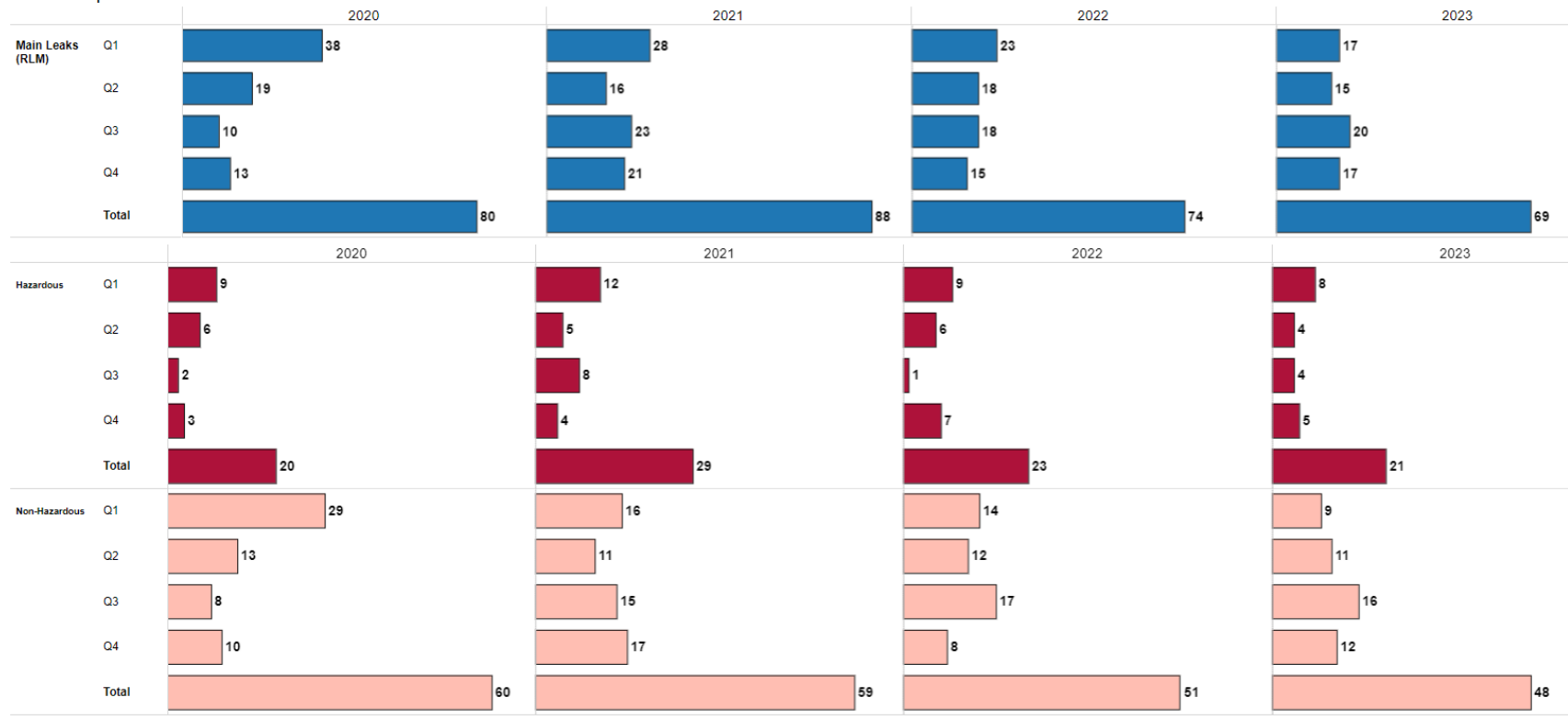
12” and Larger Cast Iron Main Leak Repairs – Low Pressure (4.5” WC – 14” WC)

Main Leak Repairs

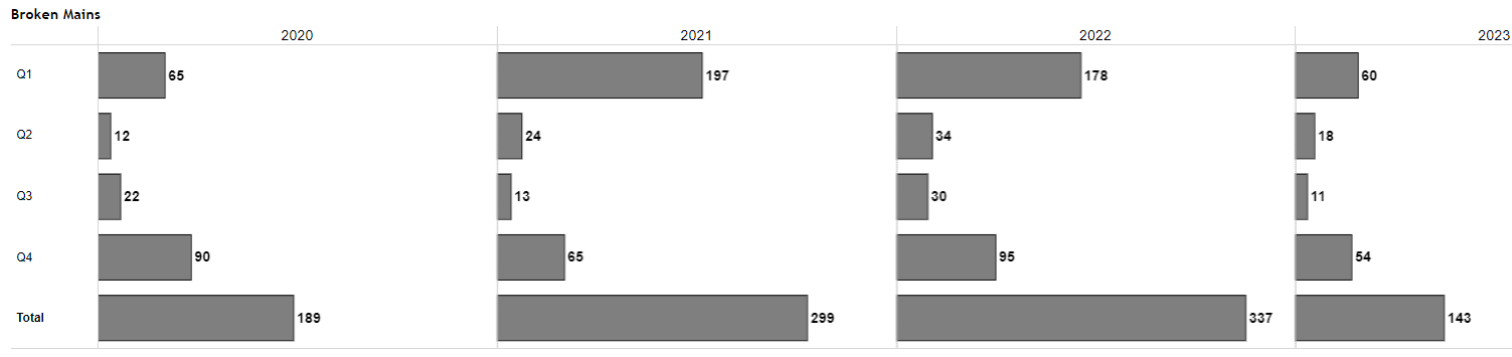


12” and Larger Cast Iron Main Leak Repairs – High Pressure (10 – 35 psig)

Main Leak Repairs



Cast Iron Broken Mains



Training Efforts

Since the last quarterly update, PGW has successfully trained the following number of employees on a variety of skills and topics. The breakdown of the training classes held, the number of employees successfully completing the training and the total hours trained are shown below:

<u>Training Efforts (PGW Employees)</u>			
2023 Class Name	Class Hours	Number of Employees	Total Hours
Annual School	8	140	1,120
Cadet Meter and Piping Class	32	9	288
Cadet Refresher	12	2	24
Cadet School	80	8	640
Cadet Test Final	8	14	112
Compressor Operator	152	16	2,432
DW School	40	5	200
Foreman School (Classroom)	160	10	1,600
FSD Helper	32	7	224
FSD Station Leak Refresher	1	181	181
FSD Street Leak Refresher	8	1	8
General Foreman Testing	4	2	8
House Heater Refresher	8	19	152
Operator Qualification	33	16	528
OQ	8	8	64
Paving	40	9	360
PMVA Retraining	8	2	16
Refresher	8	5	40
Retraining	12	12	148
Sensit Calibration Instruction	1	72	72
Vent Crew Training	4	10	40
Grand Total	659	548	8,257

Training Efforts (Contractor Employees)

2023 Class Name	Class Hours	Number of Employees	Total Hours
Fusion School (Contractor)	8	5	40
Live Gas School (Contractor)	40	9	360
Retraining (Contractor)	4	4	16
Grand Total	52	18	416