



Taylor Exhibit:

1	(Portion of Bill)	949	949
2	(Handwritten Spreadsheet)	949	950

Pennsylvania-American Water Company Usage									
2023-2024									
DATE	AMOUNT	GALLONS	Cost Per Gal	Period (Days)	Gal/Day	Cost/Day	Cost/Wk	EFT Date	Notes
1/10/2024	\$ 246.41	4800	\$ 0.051335	27	178	\$ 9.13	\$ 63.88	2/1/2024	
12/4/2023	\$ 332.35	6700	\$ 0.049604	35	191	\$ 9.50	\$ 66.47	1/5/2024	
11/9/2023	\$ 242.64	4700	\$ 0.051626	28	168	\$ 8.67	\$ 60.66	12/1/2023	
10/12/2023	\$ 247.12	4800	\$ 0.051483	28	171	\$ 8.83	\$ 61.78	11/3/2023	
9/14/2023	\$ 283.00	5600	\$ 0.050536	35	160	\$ 8.09	\$ 56.60	10/6/2023	5 day vacation
8/10/2023	\$ 274.03	5400	\$ 0.050746	28	193	\$ 9.79	\$ 68.51	9/1/2023	
7/13/2023	\$ 386.18	7900	\$ 0.048884	35	226	\$ 11.03	\$ 77.24	8/4/2023	Filled intex pool
6/8/2023	\$ 242.66	4700	\$ 0.051630	28	168	\$ 8.67	\$ 60.67	6/30/2023	
5/11/2023	\$ 260.60	5100	\$ 0.051098	28	182	\$ 9.31	\$ 65.15	6/2/2023	
4/9/2023	\$ 292.00	5800	\$ 0.050345	35	166	\$ 8.34	\$ 58.40	5/9/2023	
3/9/2023	\$ 256.09	5000	\$ 0.051218	28	179	\$ 9.15	\$ 64.02	3/31/2023	
2/9/2023	\$ 224.83	5200	\$ 0.043237	28	186	\$ 8.03	\$ 56.21	3/3/2023	
<b>12 Month Average</b>	<b>\$ 273.99</b>	<b>5475</b>	<b>\$ 0.050145</b>	<b>30.25</b>	<b>180.59</b>	<b>\$ 9.04</b>	<b>\$ 63.30</b>		
<b>12 Month Totals</b>	<b>\$ 3,287.91</b>	<b>65700</b>							

2022-2023									
DATE	AMOUNT	GALLONS	Cost Per Gal	Period (Days)	Gal/Day	Cost/Day	Cost/Wk	EFT Date	Notes
1/17/2023	\$ 216.59	5800	\$ 0.037343	35	166	\$ 6.19	\$ 43.32	2/8/2023	Rate Increase
12/8/2022	\$ 167.69	4300	\$ 0.038998	28	154	\$ 5.99	\$ 41.92	12/30/2022	
11/10/2022	\$ 170.93	4400	\$ 0.038848	28	157	\$ 6.10	\$ 42.73	12/2/2022	
10/13/2022	\$ 209.72	5600	\$ 0.037450	35	160	\$ 5.99	\$ 41.94	11/4/2022	
9/8/2022	\$ 192.62	5100	\$ 0.037769	28	182	\$ 6.88	\$ 48.16	9/30/2022	
8/11/2022	\$ 237.69	6500	\$ 0.036568	28	232	\$ 8.49	\$ 59.42	9/2/2022	
7/14/2022	\$ 279.52	7800	\$ 0.035836	35	223	\$ 7.99	\$ 55.90	8/5/2022	Filled intex pool
6/9/2022	\$ 181.98	4800	\$ 0.037913	28	171	\$ 6.50	\$ 45.50	7/1/2022	
5/12/2022	\$ 188.39	5000	\$ 0.037678	28	179	\$ 6.73	\$ 47.10	6/3/2022	
4/14/2022	\$ 233.21	6400	\$ 0.036439	35	183	\$ 6.66	\$ 46.64	5/6/2022	
3/10/2022	\$ 197.84	5300	\$ 0.037328	28	189	\$ 7.07	\$ 49.46	4/1/2022	
2/11/2022	\$ 181.84	4800	\$ 0.037883	28	171	\$ 6.49	\$ 45.46	3/7/2022	
<b>12 Month Average</b>	<b>\$ 204.84</b>	<b>5483</b>	<b>\$ 0.037504</b>	<b>30.33</b>	<b>180.60</b>	<b>\$ 6.76</b>	<b>\$ 47.30</b>		
<b>12 Month Totals</b>	<b>\$ 2,458.02</b>	<b>65800</b>							

2021-2022									
DATE	AMOUNT	GALLONS	Cost Per Gal	Period (Days)	Gal/Day	Cost/Day	Cost/Wk	EFT Date	Notes
1/13/2022	\$ 181.55	4800	\$ 0.037823	28	171	\$ 6.48	\$ 45.39	2/4/2022	
12/16/2021	\$ 229.71	7200	\$ 0.031904	35	206	\$ 6.56	\$ 45.94	1/7/2022	
11/11/2021	\$ 161.34	4700	\$ 0.034328	28	168	\$ 5.76	\$ 40.34	12/3/2021	
10/14/2021	\$ 207.99	6300	\$ 0.033014	28	225	\$ 7.43	\$ 52.00	11/5/2021	
9/16/2021	\$ 185.15	5500	\$ 0.033664	35	157	\$ 5.29	\$ 37.03	10/8/2021	
8/13/2021	\$ 185.15	5500	\$ 0.033664	28	196	\$ 6.61	\$ 46.29	9/7/2021	
7/15/2021	\$ 236.54	7300	\$ 0.032403	35	209	\$ 6.76	\$ 47.31	8/6/2021	Filled intex pool
6/10/2021	\$ 162.22	4700	\$ 0.034515	28	168	\$ 5.79	\$ 40.56	7/2/2021	
5/13/2021	\$ 157.84	4600	\$ 0.034313	28	164	\$ 5.64	\$ 39.46	6/4/2021	
4/15/2021	\$ 187.52	5700	\$ 0.032898	35	163	\$ 5.36	\$ 37.50	5/7/2021	
3/12/2021	\$ 127.35	4500	\$ 0.028300	28	161	\$ 4.55	\$ 31.84	4/5/2021	
2/11/2021	\$ 143.58	5400	\$ 0.026589	28	193	\$ 5.13	\$ 35.90	3/5/2021	
<b>12 Month Average</b>	<b>\$ 180.50</b>	<b>5517</b>	<b>\$ 0.032785</b>	<b>30.33</b>	<b>181.73</b>	<b>\$ 5.95</b>	<b>\$ 41.63</b>		
<b>12 Month Totals</b>	<b>\$ 2,165.94</b>	<b>66200</b>							

	AMOUNT	GALLONS			
<b>2021-2022 Monthly Average</b>	<b>\$ 180.50</b>	<b>5517</b>	<b>Average Gallons Used</b>	<b>\$ 2,165.94</b>	<b>Annual baseline cost</b>
<b>2022-2023 Monthly Average</b>	<b>\$ 204.84</b>	<b>5483</b>	<b>Average Gallons Used</b>	<b>13.5%</b>	<b>Increase over prior year</b>
	\$ 24.34		AVERAGE monthly increase over prior year	\$ 292.08	Annual increase
<b>2023-2024 Monthly Average</b>	<b>\$ 273.99</b>	<b>5475</b>	<b>Average Gallons Used</b>	<b>38.3%</b>	<b>Increase over prior year</b>
	\$ 69.16		AVERAGE monthly increase over prior year	\$ 829.89	Annual increase
	\$ 93.50		AVERAGE monthly increase over 2021-2022	<b>51.8%</b>	<b>Increase since 2021-2022</b>
				<b>\$ 1,121.97</b>	<b>Increase since 2021-2022</b>

Pennsylvania-American Water Company Usage									
DATE	AMOUNT	GALLONS	Cost Per Gal	Period (Days)	Gal/Day	Cost/Day	Cost/Wk	EFT Date	Notes
1/10/2024	\$ 246.41	4800	\$ 0.051335	27	178	\$ 9.13	\$ 63.88	2/1/2024	
12/4/2023	\$ 332.35	6700	\$ 0.049604	35	191	\$ 9.50	\$ 66.47	1/5/2024	
11/9/2023	\$ 242.64	4700	\$ 0.051626	28	168	\$ 8.67	\$ 60.66	12/1/2023	
10/12/2023	\$ 247.12	4800	\$ 0.051483	28	171	\$ 8.83	\$ 61.78	11/3/2023	
9/14/2023	\$ 283.00	5600	\$ 0.050536	35	160	\$ 8.09	\$ 56.60	10/6/2023	5 day vacation
8/10/2023	\$ 274.03	5400	\$ 0.050746	28	193	\$ 9.79	\$ 68.51	9/1/2023	
7/13/2023	\$ 386.18	7900	\$ 0.048884	35	226	\$ 11.03	\$ 77.24	8/4/2023	Filled intex pool
6/8/2023	\$ 242.66	4700	\$ 0.051630	28	168	\$ 8.67	\$ 60.67	6/30/2023	
5/11/2023	\$ 260.60	5100	\$ 0.051098	28	182	\$ 9.31	\$ 65.15	6/2/2023	
4/9/2023	\$ 292.00	5800	\$ 0.050345	35	166	\$ 8.34	\$ 58.40	5/9/2023	
3/9/2023	\$ 256.09	5000	\$ 0.051218	28	179	\$ 9.15	\$ 64.02	3/31/2023	
2/9/2023	\$ 224.83	5200	\$ 0.043237	28	186	\$ 8.03	\$ 56.21	3/3/2023	
1/17/2023	\$ 216.59	5800	\$ 0.037343	35	166	\$ 6.19	\$ 43.32	2/8/2023	Rate Increase
12/8/2022	\$ 167.69	4300	\$ 0.038998	28	154	\$ 5.99	\$ 41.92	12/30/2022	
11/10/2022	\$ 170.93	4400	\$ 0.038848	28	157	\$ 6.10	\$ 42.73	12/2/2022	
10/13/2022	\$ 209.72	5600	\$ 0.037450	35	160	\$ 5.99	\$ 41.94	11/4/2022	
9/8/2022	\$ 192.62	5100	\$ 0.037769	28	182	\$ 6.88	\$ 48.16	9/30/2022	
8/11/2022	\$ 237.69	6500	\$ 0.036568	28	232	\$ 8.49	\$ 59.42	9/2/2022	
7/14/2022	\$ 279.52	7800	\$ 0.035836	35	223	\$ 7.99	\$ 55.90	8/5/2022	Filled intex pool
6/9/2022	\$ 181.98	4800	\$ 0.037913	28	171	\$ 6.50	\$ 45.50	7/1/2022	
5/12/2022	\$ 188.39	5000	\$ 0.037678	28	179	\$ 6.73	\$ 47.10	6/3/2022	
4/14/2022	\$ 233.21	6400	\$ 0.036439	35	183	\$ 6.66	\$ 46.64	5/6/2022	
3/10/2022	\$ 197.84	5300	\$ 0.037328	28	189	\$ 7.07	\$ 49.46	4/1/2022	
2/11/2022	\$ 181.84	4800	\$ 0.037883	28	171	\$ 6.49	\$ 45.46	3/7/2022	
1/13/2022	\$ 181.55	4800	\$ 0.037823	28	171	\$ 6.48	\$ 45.39	2/4/2022	
12/16/2021	\$ 229.71	7200	\$ 0.031904	35	206	\$ 6.56	\$ 45.94	1/7/2022	
11/11/2021	\$ 161.34	4700	\$ 0.034328	28	168	\$ 5.76	\$ 40.34	12/3/2021	
10/14/2021	\$ 207.99	6300	\$ 0.033014	28	225	\$ 7.43	\$ 52.00	11/5/2021	
9/16/2021	\$ 185.15	5500	\$ 0.033664	35	157	\$ 5.29	\$ 37.03	10/8/2021	
8/13/2021	\$ 185.15	5500	\$ 0.033664	28	196	\$ 6.61	\$ 46.29	9/7/2021	
7/15/2021	\$ 236.54	7300	\$ 0.032403	35	209	\$ 6.76	\$ 47.31	8/6/2021	Filled intex pool
6/10/2021	\$ 162.22	4700	\$ 0.034515	28	168	\$ 5.79	\$ 40.56	7/2/2021	
5/13/2021	\$ 157.84	4600	\$ 0.034313	28	164	\$ 5.64	\$ 39.46	6/4/2021	
4/15/2021	\$ 187.52	5700	\$ 0.032898	35	163	\$ 5.36	\$ 37.50	5/7/2021	
3/12/2021	\$ 127.35	4500	\$ 0.028300	28	161	\$ 4.55	\$ 31.84	4/5/2021	
2/11/2021	\$ 143.58	5400	\$ 0.026589	28	193	\$ 5.13	\$ 35.90	3/5/2021	
1/14/2021	\$ 169.51	6600	\$ 0.025683	35	189	\$ 4.84	\$ 33.90	2/5/2021	
12/10/2020	\$ 136.13	5100	\$ 0.026692	28	182	\$ 4.86	\$ 34.03	1/4/2021	
11/12/2020	\$ 144.71	5500	\$ 0.026311	35	157	\$ 4.13	\$ 28.94	12/4/2020	
10/8/2020	\$ 146.86	5600	\$ 0.026225	28	200	\$ 5.25	\$ 36.72	10/30/2020	
9/10/2020	\$ 126.34	4700	\$ 0.026881	28	168	\$ 4.51	\$ 31.59	10/2/2020	
8/13/2020	\$ 160.39	6300	\$ 0.025459	35	180	\$ 4.58	\$ 32.08	9/4/2020	
7/15/2020	\$ 126.34	4700	\$ 0.026881	28	168	\$ 4.51	\$ 31.59	8/6/2020	
6/12/2020	\$ 183.45	7400	\$ 0.024791	35	211	\$ 5.24	\$ 36.69	7/6/2020	Filled intex pool
5/7/2020	\$ 126.10	4700	\$ 0.026830	29	162	\$ 4.35	\$ 30.44	5/29/2020	
<b>Average</b>	<b>\$ 205.15</b>	<b>5517.78</b>	<b>\$ 0.037355</b>	<b>30.49</b>	<b>180.71</b>	<b>\$ 6.74</b>	<b>\$ 47.17</b>		
<b>Total</b>	<b>\$ 9,231.70</b>	<b>248,300</b>							



Energy to do more®

Billing Summary for Service to:

ALICIA W SHUSSETT

[Redacted]

Rate Classification (R):

Residential Heating

Billing Period:

12/07/2023 to 01/08/2024 (33 days)

Actual Read

Questions?

Call (800) 276-2722 or write to UGI at PO Box 13009

Reading, PA 19612-3009

\*Your current UGI charges include State taxes totaling about \$1.18.

Past Bill Information

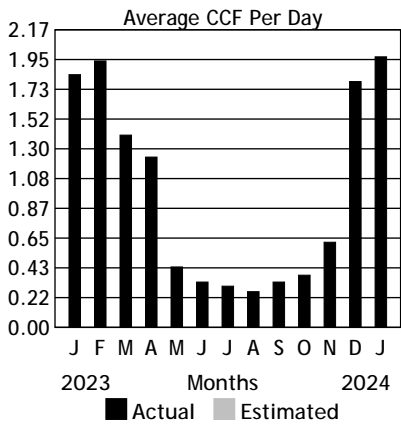
The budget balance on your last bill was.....	\$53.00
Thank you for your payment of .....	-53.00
Amount due as of 01/09/2024 .....	0.00
Actual Account Balance.....	96.43

Account Number

[Redacted]

Current Bill Information

Customer Charge.....	15.00	
Commodity Charge (65 CCF at \$0.45335).....	29.47	
Distribution Charges (65 CCF at \$0.58092).....	37.76	
Weather Normalization Adjustment.....	4.66	
Natural Gas System Improvement Charge.....	2.92	
PA State Tax Surcharge.....	-0.07	
Current Charges.....	89.74	
Budget Billing Amount.....		56.00
Utility charges owed this bill.....		<u>\$56.00</u>
Total Amount Due By 01/30/2024.....		\$56.00



Average	Last Year	This Year
CCF/Day	1.84	1.97
Daily Temperature	37°F	40°F

Meter Information - Next Read Date February 06, 2024

Meter Number	Previous Reading	Present Reading	CCF Used
1104799	1212	1277	65

Shopping Information Box

When shopping for natural gas with a Natural Gas Supplier, please provide the following data below. If you are already shopping, know your contract expiration date.

Account Number: [Redacted] Rate Schedule: R\_H

If you pay at a payment agent please take your entire bill. Make check payable to UGI. Keep this part for your records. Important information is on the back of this bill.



Energy to do more®

UGI Utilities, Inc.  
PO Box 15503  
Wilmington, DE 19886-5503

Account Number

[Redacted]

The amount due will be deducted from your account on January 30, 2024.

ALICIA W SHUSSETT

[Redacted]

Due Date

January 30, 2024

Amount Due

AUTO PAY

With Late Charge

AUTO PAY

**GENERAL INFORMATION****Bill Questions?**

If you have a question about the bill, please call UGI before the bill's due date. UGI's phone number, your due date and billing rate can be found on the front of the bill. A detailed rate schedule can be requested. You may also contact UGI at our web site, [www.ugi.com](http://www.ugi.com)

Hearing or speech impaired customers. TDD only, call 1-800-654-5988. To discuss an overdue account, call 1-800-276-2722, weekdays 8AM to 5PM.

**Bill Payments**

Paying your bill by mail is convenient. Simply use the envelope provided with your bill. You may also pay at one of your payment centers. A list of the payment centers is available upon request. UGI offers a plan where your bank deducts your payment automatically from your checking or savings account. Please call us if you are interested in this service. To pay by phone, please call 800-276-2722.

**Need Your Natural Gas Service Turned Off?**

To ensure that your Natural Gas service is turned off on the day that you want, please contact UGI seven days in advance.

Third Party Notification - Budget Billing Plan – Operation Share – Customer Assistance Program (CAP) Call us to discuss these UGI Programs.

**EXPLANATION OF TERMS**

**Bill Proration** – If there are rate changes during a billing cycle, the customer's bill will include prorated charges based on the timing of the rate changes within the billing period.

**CCF** – 100 cubic feet of gas. **MCF** – 1,000 cubic feet of gas. This is a measure of gas usage.

**Commodity Charges or Purchased Gas Adjustment** – The amount billed each month for gas supply service sold by volume (CCF or MCF).

**Customer Charge** – A monthly charge to cover natural gas distribution company (NGDC) costs such as maintaining the gas lines, meter reading and billing.

**Distribution Charges** – The charges for delivery of natural gas from the point of receipt into the NGDC's system.

**Estimated Bill** – A bill based on your previous use and weather conditions. UGI may need to estimate your bill due to extreme weather conditions, emergencies, or any other circumstances that prevent UGI from taking a meter reading.

**Heat Value Correction** – A correction factor applied to metered usage to adjust for gas heating values that locally differ from system average heating values. Not applicable to Maryland customers.

**Late Payment Charge** – Fee that UGI charges if you do not pay your bill on time. It is a fixed monthly percentage of the amount owed.

**Maryland Franchise Tax** – A tax surcharge for the recovery of the Maryland Franchise Tax. Not applicable to Pennsylvania customers.

**Price to Compare** – The dollar amount charges by the NGDC, used by consumers to compare prices and potential savings with other natural gas suppliers. Not applicable to Maryland customers.

**State Tax Surcharge** – A charge approved by the Pennsylvania Public Utility Commission. It is a special charge to recover state taxes UGI pays. Not applicable to Maryland customers.

**System Improvement Charge** – A charge used to recover costs for repairing, improving or replacing distribution facilities in order to provide safe, reliable and efficient service. Not applicable to Maryland customers.

**Weather Normalization Adjustment (WNA)** – Is a method of billing distribution charges based on "normal" weather approved by the Pennsylvania Public Utility Commission. Not applicable to Maryland customers.

**EMERGENCIES: to report a Gas Leak, call 1-800-276-2722, 24 hours a day**



Account Number



Important message(s) from UGI

- Your current UGI natural gas price to compare is \$0.45335/CCF.
- Effective JAN 01, 2024, the Natural Gas System Improvement Charge increased from 4.83% to 5.00%.
- Your distribution charges have been adjusted to reduce the impact of warmer than normal weather.
- Your natural gas total annual usage is 342 CCF. Your natural gas average monthly usage is 29 CCF.
- ▢ Your annual natural gas budget year began with October 2023.

To date you have been billed	\$215.00
To date you have used	\$255.43





## PAWC Billing and Usage Chart 4

Shussett Exhibit 2



Bill Date	Bill Amount	Days of Use	Gallons Used (K)	Gallons per Day	Price of Water Per Day	EBT Pay Date	Notes
6/17/2020	\$98.50		3400			7/9/2020	
7/15/2020	\$88.05	28	2900	103.57	\$3.14	8/6/2020	
8/18/2020	\$81.66	34	2600	76.47	\$2.40	9/9/2020	
9/15/2020	\$77.41	28	2400	85.71	\$2.76	10/17/2020	
10/13/2020	\$73.85	28	2200	78.57	\$2.64	11/4/2020	Lowest Bill
11/17/2020	\$101.77	35	3500	100.00	\$2.91	12/19/2020	
12/15/2020	\$80.29	28	2500	89.29	\$2.87	1/6/2021	
1/15/2021	\$91.68	31	3000	96.77	\$2.96	2/8/2021	
2/16/2021	\$85.20	32	2700	84.38	\$2.66	3/10/2021	
3/16/2021	\$78.77	28	2200	78.57	\$2.81	4/7/2021	
4/20/2021	\$106.21	35	2800	80.00	\$3.03	5/12/2021	
5/18/2021	\$90.31	28	2200	78.57	\$3.23	6/9/2021	
6/15/2021	\$113.73	28	3000	107.14	\$4.06	7/7/2021	
7/20/2021	\$139.47	35	3900	111.43	\$3.98	8/11/2021	
8/17/2021	\$93.80	28	2300	82.14	\$3.35	9/8/2021	
9/20/2021	\$93.80	34	2300	67.65	\$2.76	10/12/2021	
10/19/2021	\$85.22	29	2000	68.97	\$2.94	11/10/2021	
11/16/2021	\$98.62	28	2500	89.29	\$3.52	12/8/2021	
12/20/2021	\$97.87	34	2500	73.53	\$2.88	1/11/2022	
1/14/2022	\$99.85	25	2400	96.00	\$3.99	2/7/2022	
2/15/2022	\$108.24	32	2500	78.13	\$3.38	3/9/2022	
3/15/2022	\$108.24	28	2500	89.29	\$3.87	4/6/2022	
4/18/2022	\$117.92	34	2800	82.35	\$3.47	5/10/2022	
5/16/2022	\$95.51	28	2100	75.00	\$3.41	6/7/2022	
6/13/2022	\$89.10	28	1900	67.86	\$3.18	7/5/2022	
7/18/2022	\$105.73	35	2400	68.57	\$3.02	8/9/2022	
8/15/2022	\$121.81	28	2900	103.57	\$4.35	9/6/2022	
9/12/2022	\$96.06	28	2100	75.00	\$3.43	10/4/2022	
10/17/2022	\$106.27	35	2400	68.57	\$3.04	11/8/2022	
11/14/2022	\$93.33	28	2000	71.43	\$3.33	12/6/2022	
12/12/2022	\$112.73	28	2600	92.86	\$4.03	1/3/2023	
1/17/2023	\$135.62	35	3300	94.29	\$3.87	2/8/2023	
2/13/2023	\$129.29	27	2600	96.30	\$4.79	3/7/2023	

PAWC Billing and Usage Chart

Shussett Exhibit 2



Bill Date	Bill Amount	Days of Use	Gallons Used (K)	Gallons per Day	Price of Water Per Day	EBT Pay Date	Notes
3/13/2023	\$121.52	28	2000	71.43	\$4.34	4/4/2023	
4/17/2023	\$157.41	35	2800	80.00	\$4.50	5/9/2023	
5/15/2023	\$94.61	28	1400	50.00	\$3.38	6/6/2023	
6/12/2023	\$117.05	28	1900	67.86	\$4.18	7/5/2023	
7/17/2023	\$94.60	35	1400	40.00	\$2.70	8/8/2023	away for vacation
8/14/2023	\$54.00	28	1800	64.29	\$1.93	9/5/2023	
9/18/2023	\$143.95	35	2500	71.43	\$4.11	10/10/2023	
10/16/2023	\$121.52	28	2000	71.43	\$4.34	11/7/2023	
11/13/2023	\$121.52	28	2000	71.43	\$4.34	12/5/2023	
12/18/2023	\$166.37	35	3000	85.71	\$4.75	1/9/2024	Highest Bill - replaced hot water heater
1/12/2024	\$148.00	25	2600	104.00	\$5.92	2/5/2024	
		-45303			\$0.00		
Average Bill Amount	\$101.21						
Number of billing cycles over 30 days	16						
Gallons Usage average per month	2473						
Gallons Daily Usage average	81						
Personal Estimated usage per day	94 gallons						watercalculator.org used for gauging estimated usage based
Household Estimated usage per day	187 gallons						



6400 PERKIOMEN AVE; BIRDSBORO PA 19508-0000

ALICIA SHUSSETT

### January 21, 2024 Statement of Service

**Subscriber Name** Alicia Shussett  
**Account Number** [REDACTED]  
**Telephone Number** [REDACTED]  
**For Service at** [REDACTED]



Thank you for choosing SECV. We are informing you of upcoming rate adjustments effective March 2024.

- 300M Internet & TV Package will decrease by up to \$10.00/month
- All DTA rental fees will be \$5.95/month each

Please consider upgrading your DTA to TiVo Stream which also costs \$5.95/month but offers more features. Visit [secv.com/rates](http://secv.com/rates) or contact your local office for further information.



Live or Stream – it is all on one Screen! Get TiVo stream and watch live, recorded, on demand, and streaming entertainment all in one place without switching inputs or juggling remotes. Say “Hey, Google” and Google Assistant easily finds your favorite show anywhere you stream. Plus, TiVo Stream gives you access to 5,000+ apps and games including Disney Plus, HBO Max and Paramount plus and more with Google Play. Wirelessly extend your TiVo experience to any room in your house. [secv.com/tivostream](http://secv.com/tivostream) to learn more.

#### How to reach us...

Customer Service 1-800-344-0347  
Chat or visit us online [www.secv.com](http://www.secv.com)



#### Summary

Billed from 01/31/24 through 02/29/24  
See the back for details

Previous Balance	120.08
Payments	-120.08
Monthly Charges	97.85
Taxes and Fees	22.23
<b>Total Due Via AUTOPAY</b>	<b>\$120.08</b>

**AMOUNT DUE WILL BE DEBITED ON '02/11/24'**

Visit or chat us online at [www.secv.com](http://www.secv.com)!



Please see account statement for important information regarding upcoming rate adjustments that will be reflected in your March Statement.

January 21, 2024

Account Number  
**ALICIA SHUSSETT**

[REDACTED]

**Total Due Via AUTOPAY \$120.08**

Amount you are enclosing: \$

SERVICE ELECTRIC CABLE  
PO BOX 64628  
BALTIMORE MD 21264-4628



**Account Details**

	Previous Balance	120.08
01/11	EFT Payment	-120.08
		<b>\$0.00</b>

**Monthly Charges**

01/31 - 02/29	Local Pack w/ 300m Internet	90.95
01/31 - 02/29	Cable Modem Rental	4.95
01/31 - 02/29	HD DTA Rental	1.95
		<b>\$97.85</b>

**Taxes and Fees**

01/21	Pennsylvania Sales Tax	0.42
01/21	Franchise Fee	1.10
01/21	FCC Regulatory Fee	0.08
01/21	Broadcaster Retransmission Fees	20.31
01/21	Copyright Fees	0.32
		<b>\$22.23</b>

**Total Due Via AUTOPAY \$120.08**

For important information concerning the terms and conditions of your agreement for the use of SECV's services, please visit our website at [www.secv.com/servicetc/](http://www.secv.com/servicetc/).



Our office lobby is open by appointment only, you may schedule an appointment by calling 800.344.0347. Our staff is available by phone and web chat to assist you. Our online tools, interactive phone system and after hours support center is available 24/7.

YOUR FCC COMMISSION ID IS:



**Important Information!**

Please do not include any correspondence with your payment. Any comments, suggestions, or requests to disconnect or change your services should be sent to your local SECV office. For these requests call 877-955-SECV or chat with us online at [www.secv.com](http://www.secv.com).

**SECV offers many convenient payment options!**

For 24/7 access to payment options you can pay online at [www.secv.com](http://www.secv.com) and click the "View/Pay Bill" link or use our automated phone payment system. Forms of payment accepted include credit or debit card or EFT from your checking or savings account. You can also set up automatic monthly recurring payments so that you never have to worry about a late payment.



With TV Everywhere from SECV, you can watch your favorite shows on your favorite devices instantly, wherever you go. Features live and On Demand content from all your favorite networks! And the best part? TV Everywhere is provided at no additional cost for the channels within your TV subscription! Visit [www.secv.com/tve](http://www.secv.com/tve) for additional details and access information.

Account Number  
Telephone Number

# How to Read Your Service Electric Bill.

- 1 To contact Service Electric, call 877.955.7328 or visit [www.secv.com](http://www.secv.com).
- 2 This area provides a quick overview of your account, including previous balance, payments, new charges, and amount due.
- 3 Service Electric related news, offers, and important information is listed in this section.
- 4 Detach the bottom portion of your invoice and return it with your check or money order, in the envelope provided.
- 5 This page provides account details, including all transactions on your account during the billing period. Additional messages may appear to explain certain fees or other charges.

6400 PERKINOMEN AVE, BIRDSONO PA 19508-0000  
8860 1000 NO.PP. 02 15032014 MINNANAN 01999757

JOHN SMITH  
555 MAIN ST  
ANYTOWN ST 12345-0001

**News from Service Electric**

Changes to Federal Universal Service Charges (FUSC) beginning with your December bill, you will notice a change in the FUSC. The rate will be increasing from 10.45% to 16.1% though application of the charge will be reduced to only interstate calling services (calls made to locations outside of the state) which are typically a lesser portion of your bill. If your voice service includes unlimited interstate calling, the charge will actually be lower. Service Electric 504 Stanley Ave. Estes Park, CO 80517 Service Electric has been notified by NBC Universal that the G4 Network will be shut down in the near future. As a result, as of November 30, 2014, G4 will be removed from our lineup.

**IMPORTANT UPDATE**  
the credit card we have on file for your AUTOPAY account will expire on 12/2018. Please update your account with a new credit card to stay on AUTOPAY.

**Thank you for being a Service Electric customer.**  
We appreciate your business!

**April 2, 2020**  
**Statement of Service**

Account Password 1234  
Subscriber Name **John Smith**  
Account Number **8860 10 001 0012345**  
Telephone Number (555) 234-5678  
For Service at 555 Main St, Anytown St 12345-0001

**How to reach us...**  
Customer Service 1-877-422-5282  
Chat or visit us online [www.secv.com](http://www.secv.com)

**Summary** Billed from 04/01/20 through 04/30/20  
See the back for details.

Previous Balance	260.93
Payments	-133.61
Monthly Charges	158.80
Partial Month Charges	-2.00
Pay-Per-View	7.98
Other Charges	3.00
Taxes and Fees	6.94
<b>Total Due Via AUTOPAY</b>	<b>\$302.04</b>

**AUTO CREDIT CARD PMT WILL BE MADE 04/27/20**

Visit or chat us online at [www.secv.com](http://www.secv.com)

Go green today with SECV online bill pay. Switching to online bill pay saves you time and money, plus it is fast, simple, and secure! Visit [secv.com](http://secv.com) and click the "View/Pay Bill" link to register today.

SERVICE ELECTRIC CABLE  
PO BOX 64850  
BALTIMORE MD 21264-4658

886010001001234589123456

Account Number **8860 10 001 0012345**  
JOHN SMITH  
555 MAIN ST  
ANYTOWN ST 12345-0001

**Total Due Via AUTOPAY \$302.04**

Amount you are enclosing: \$

6400 PERKINOMEN AVE, BIRDSONO PA 19508-0000  
8860 1000 NO.PP. 02 15032014 MINNANAN 01999757

**Account Details**

03/07	Previous Balance	260.93
	Payment - Thank you	-133.61
	<b>Total</b>	<b>\$127.32</b>

**Monthly Charges**

03/07-04/06	Classic Cable	67.95
03/07-04/06	Classic Cable Discount	-5.00
<i>Your promotional rate has 3 months remaining and will expire on 04/30/20</i>		
03/07-04/06	HD/Digital Converter	9.90
	QTY 2 @ \$4.95 each	
03/07-04/06	Digital Receiver	0.00
	QTY 3	
03/07-04/06	100M Internet	85.95
	<b>Total</b>	<b>\$158.80</b>

**Partial Month Charges**

03/25-03/29	HD Plus Tier	-5.00
03/25-03/29	HD Plus Tier Discount	3.00
	<b>Total</b>	<b>-\$2.00</b>

**Pay-Per-View**

03/25	9:10 P.M. Taken 2	3.99
03/28	7:59 A.M. Ice Age 4	3.99
	<b>Total</b>	<b>\$7.98</b>

**Other Charges**

03/31	Late Payment Fee	4.00
04/01	Instal - Adjustment	-1.00
	<b>Total</b>	<b>\$3.00</b>

Page 2 of 4  
April 2, 2020  
John Smith  
Account Number **8860 10 001 0012345**  
Telephone Number (555) 234-5678

**Taxes and Fees**

03/01	Copyright Fees	0.96
03/01	Franchise Fee	5.92
03/01	FCC Regulatory Fee	0.06
	<b>Total</b>	<b>\$6.94</b>

**Total Due Via AUTOPAY \$302.04**

City Of Chryme P.O. Box 1234 City, St 12345-6789 (555)222-3344 FCC Code: 511234 - Please Do Not Send Payment to the Address

**Important Information!**

Please do not include any correspondence with your payment. Any comments, suggestions, or requests to disconnect or change your services should be sent to your local SECV office. For these requests call 877-955-SECV or chat with us online at [www.secv.com](http://www.secv.com).

SECV offers many convenient payment options!

For 24/7 access to payment options you can pay online at [www.secv.com](http://www.secv.com) and click the "View/Pay Bill" link or use our automated phone payment system. Forms of payment accepted include credit or debit card or EFT from your checking or savings account. You can also set up automatic monthly recurring payments so that you never have to worry about a late payment.

This is a sample bill for demonstration purposes only. Not all services are available in all areas. Contact customer service if you have questions about your actual statement. SABNFWK9



**Alicia Shussett**

Page 4 of 4  
Shussett Exhibit 3  
January 21, 2024

Account Number  
Telephone Number



pulled 1/25/2024 Shussett Exhibit 4

Service Finder

www.uppermac.org/departments/  
utility-bill-pay

[Empty rectangular box]

## Utility Bill Pay

### 2024 UTILTIY BILLING

One invoice will be issued for Sewer and Refuse

Sewer \$89.00 per quarter

Refuse \$87.50 per quarter      Sr. Citizen Refuse Rate \$82.500 per quarter

# You will no longer need to issue separate checks

## ONE invoice ONE check!

### CHARGES WILL BE BILLED QUARTERLY

- 1st QUARTER: January 1st through March 31st
- 2nd QUARTER: April 1st through June 30th
- 3rd QUARTER: July 1st through September 30th
- 4th QUARTER: October 1st through December 31st

## How to Pay your Sewer and Refuse/Recycling Bills

Pay Online with a Credit Card, Debit Card or Electronic Check-NO FEES

**A SEPARATE TRANSACTION IS REQUIRED FOR EACH UTILTIY. MAKE SURE YOU ARE SELECTING THE CORRECT SEWER OR REFUSE TAB**

- **You will need your account number and PIN.** This number can be found on your recent annual utility bill or statement, or you may call our office at 610-395-4892, Option #4.

### Mail Payments

Upper Macungie Township  
8330 Schantz Road  
Breinigsville, PA 18031



Alicia Shussett [REDACTED]

---

**Payment Confirmation**

1 message

**billpay@paymentus.com** <billpay@paymentus.com>

Sat, Aug 10, 2019 at 12:27 AM

Reply-To: Billpay@paymentus.com

To: [REDACTED]

**Dear ALICIA SHUSSETT,**

We are pleased to confirm your payment with Lehigh County Authority. Below is the summary of your payment transaction. Your payment has been received and will be posted to your account next business day. Thank you for your continued relationship with Lehigh County Authority.

Confirmation number: [REDACTED]  
Payment date: Aug 10, 2019, 12:27:08 AM  
Payment amount: \$36.27  
Total amount charged: \$36.27

Payment status: ACCEPTED

**Contact Information**

First name: Alicia  
Last name: Shussett

ZIP code: 18104

Daytime Phone Number: [REDACTED]

Email address: [REDACTED]

Account Information Suburban Bill

Payment type: [REDACTED]

Account number: E-Check

Payment method: Aug 10, 2019

Date due:

**Payment Method Information**

Account type: [REDACTED]

Account holder name: [REDACTED]

Bank account number: [REDACTED]

Bank routing number: [REDACTED]

Bank name: [REDACTED]





Billing Period: Dec 14 to Jan 15, 2024 for 33 days  
Bill For: ALICIA W SHUSSETT

Amount Due: \$79.00

Due Date: February 07, 2024

To report an emergency or an outage, call 24 hours a day 1-888-544-4877

Bill issued by: Met-Ed, PO Box 16001, Reading, PA 19612-6001

To enroll in eBill or pay your bill online, scan the QR code on the right of this bill from your mobile device or go to www.firstenergycorp.com  
For Customer Service, call 1-800-545-7741 For Payment Options, call 1-800-962-4848



Shopping Information	
Customer Number	Rate Category
[REDACTED]	Standard Residential ME-RESF
Messages	

Account Summary		Amount Due
Previous Balance		79.00
Payments/Adjustments		-79.00
<b>Balance at Billing on Jan 18, 2024</b>		<b>0.00</b>
Met-Ed - Payment Plan Amount		79.00
<b>Total owed by Feb 07, 2024</b>		<b>\$79.00</b>

To avoid a 1.50% Late Payment Charge being added to your bill, please pay the **Amount Due** by the Due Date.

Your current **PRICE TO COMPARE** for generation and transmission from Met-Ed is listed below. For you to save, a supplier's price must be lower.

**Standard Residential - 0002418000 - 11.31 cents per KWH**  
Customer reserves the right to shop for an electric supplier.

Your next meter reading is scheduled to occur on or about Feb 15, 2024.

Your bill includes \$8.03 in PA taxes, of which \$7.07 is PA gross receipts tax.

Generation prices and charges are set by the electric generation supplier you have chosen. The Public Utilities Commission regulates distribution prices and services. The Federal Energy Regulatory Commission regulates transmission prices and services.

With the Pennsylvania Public Utility Commission's approval, we are notifying all customers of a change in the procedure for disconnection for nonpayment. The company representative will now attempt to complete a remote disconnection and may no longer need access to the meter. All other regulatory notices leading up to disconnect will continue with no change, and a post-termination notice will be left at the service address.

Avoid the seasonal highs and lows in your electric bills by signing up for the Equal Payment Plan (EPP). While on this plan, each month you are billed one-twelfth of your estimated annual usage. Your account is reviewed periodically and adjusted, if necessary, to ensure your payment amount reflects your actual usage. If you are not already an EPP participant, but would like to enroll, call our Customer Service number, or visit [www.firstenergycorp.com/paymentoptions](http://www.firstenergycorp.com/paymentoptions)

As a Checkless customer - Total charges of \$79.00 will be deducted from your account on Feb 07, 2024.

Your actual account balance is \$90.51.

Usage Information for Meter Number 5001759517	
Jan 15, 2024 KWH Reading (Actual)	39,212
Dec 14, 2023 KWH Reading (Actual)	38,588
KWH used	624

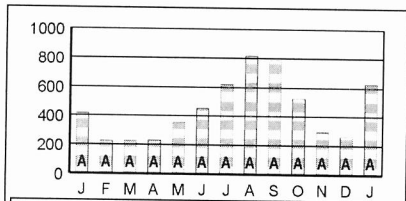
Charges From Met-Ed			
When contacting an Electric Generation Supplier, please provide the following:			
Customer Number	[REDACTED]		
Rate	Standard Residential ME-RESF		
Price to Compare Default Service	284 KWH	x 0.113060	32.11
	340 KWH	x 0.113060	38.44
Customer Charge			10.45
Distribution System Improvement Charge			0.98
			0.85
Distribution Charge	284 KWH	x 0.059401	16.87
	340 KWH	x 0.056235	19.12
Solar Requirements Charge	284 KWH	x 0.000060	0.02
	340 KWH	x 0.000060	0.02
Default Service Support Charge	284 KWH	x 0.004050	1.15
	340 KWH	x 0.004050	1.38
TCJA Voluntary Surcharge			-0.88
			-0.73
State Tax Surcharge			0.01
<b>Current Consumption Bill Charges</b>			<b>119.79</b>

Detail Payment and Adjustment Information	
01/08/24 Payment	-79.00

Equal Payment Plan (EPP) Summary	
Actual Charges Billed During 4 EPP Months	327.51
EPP Amount During 4 EPP Months	316.00
<b>Difference Between Actual Charges and EPP Amount</b>	<b>11.51</b>

Additional messages, if any, can be found on back.

Usage History



Comparisons	Last Year	This Year
Average Daily Use (KWH)	13	19
Average Daily Temperature	38	40
Days in Billing Period	33	33
Last 12 Months Use (KWH)		5,420
Average Monthly Use (KWH)		452



PO Box 16001  
Reading, PA 19612-6001

Account Number: [REDACTED]

ALICIA W SHUSSETT

Checkless Customer \$79.00 will be deducted from your account on February 07, 2024 - DO NOT PAY

MET-ED  
PO BOX 3687  
AKRON OH 44309-3687

**Explanation of Terms**

**Customer Charge** - Monthly charge that offsets costs for billing, meter reading, equipment, service line maintenance, and assessing and deploying Smart Meter Technology.

**Default Service Support Charge** - Charge to recover new and deferred costs associated with serving customers in a competitive market.

**Distribution Charge** - Charge for Universal Service Program and Energy Efficiency Program costs, and for the use of local wires, transformers, substations and other equipment used to deliver electricity to consumers from high-voltage transmission lines.

**Distribution System Improvement Charge** - This charge recovers costs incurred to repair, improve or replace infrastructure that the Company uses to deliver electricity to its customers.

**Estimated Reading** - On the months we do not read a meter, we calculate the bill based on past electrical usage.

**KWH (Kilowatt Hour)** - A unit of measure for electricity usage equal to 1,000 watts used for one hour.

**Late Payment Charge** - A charge added to the bill on balances owed after the Due Date.

**Price to Compare (PTC)** - Price per kilowatt hour to be used when comparing to the price of a generation supplier.

**Price to Compare Default Service** - Charges for costs to provide energy capacity, compliance with Alternative Energy Portfolio Standards, transmission and ancillary services for customers receiving Default Service.

**Prorated Reading** - Reading calculated by multiplying the daily average electric usage between two recent readings by the number of days in the billing period.

**Service Charge** - Charge for opening an account.

**Solar Requirements Charge** - Charge to acquire Solar Photovoltaic Alternative Energy Credits to comply with the Alternative Energy Portfolio Standards Act.

**State Tax Surcharge** - An adjustment to the state taxes recovered through Met-Ed's basic charges.

**TCJA Voluntary Surcharge** - This surcharge adjusts customer rates for the reduction to corporate federal income tax under the Tax Cuts and Jobs Act.

**General Information**

If you have billing questions or complaints about your Met-Ed account, please contact us before the due date.

**Call Customer Service** at 1-800-545-7741 Monday - Friday, from 8 a.m. - 6 p.m. Our representatives can answer your questions, describe the charges on your bill, explain how to make sure your bill is correct, and provide information on rate schedules and energy efficiency.

**Call Payment Options** at 1-800-962-4848 Monday - Friday, from 8 a.m. - 6 p.m.

**Visit our website** at [www.firstenergycorp.com](http://www.firstenergycorp.com)

**Write to us** at Met-Ed, 76 S. Main St., A-RPC, Akron, OH 44308-1890

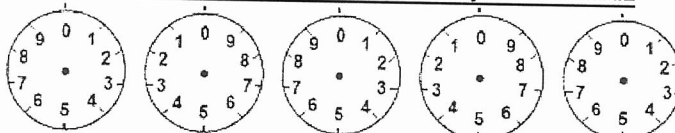
**Customers with hearing or speech impairments** can contact the Telecommunications Relay Service (TRS) at 711.

**For your protection**, all of our employees wear Photo ID badges.

**Electronic Check Conversion** - Your check authorizes us either to make a one-time electronic funds transfer (EFT) from your account or process as a check. If you have questions about this program, call 1-866-283-8081.

**To provide a customer meter reading**, use the dials provided and enter the reading on-line at [www.firstenergycorp.com/aboutyourbill](http://www.firstenergycorp.com/aboutyourbill) or by calling 1-800-545-7741. Say "Meter Reading" when asked "Which of these can I help you with today?" Have the date you took the reading available. If this is to avoid a scheduled estimate, please check the front of the bill for entry dates.

**Provide reading by telephone or on-line only: DO NOT MAIL**



Draw hands on the dials exactly as they appear on your electric meter. When reading your meter, if the hand falls between two numbers, always report the lower number.

If you have a **DIGITAL METER** write the numbers here:

EXHIBIT – PAGE 1 OF 2 (Michele Datko, Community member registrant)

Public Input Hearing regarding PAWC proposed rate increase request - Wednesday, January 31, 1:00 pm, Dunn Community Center, Exeter Township, PA

<b>Actual Bills - Pennsylvania American Water (PAWC) Customer in Exeter Township, PA (Zone 1) (Household size = 3 people)</b>											
<b>Month</b>	<b>Total Gallons / Month</b>	<b>Units (100s)</b>	<b>Days in Billing Period</b>	<b>Average Gallons Used / Day</b>	<b>Monthly Cost for Water - Rated (\$1.6108 per unit)</b>	<b>Monthly Cost for Water - Fees</b>	<b>Total Monthly Cost for Water</b>	<b>Monthly Cost for Wastewater - Rated (\$2.875 per unit)</b>	<b>Monthly Cost for Wastewater - Fees</b>	<b>Total Monthly Cost for Wastewater</b>	<b>Total Monthly Cost for Water and Wastewater</b>
Jan-24	5,900	59	27	219	\$95.04	\$17.50	<b>\$112.54</b>	\$169.63	\$13.44	<b>\$183.07</b>	<b>\$295.61</b>
Dec-23	7,600	76	35	217	\$122.42	\$17.50	<b>\$139.92</b>	\$218.50	\$14.30	<b>\$232.80</b>	<b>\$372.72</b>
Nov-23	6,400	64	28	229	\$103.09	\$17.50	<b>\$120.59</b>	\$184.00	\$14.30	<b>\$198.30</b>	<b>\$318.89</b>
Oct-23	7,200	72	28	257	\$115.98	\$17.50	<b>\$133.48</b>	\$207.00	\$14.30	<b>\$221.30</b>	<b>\$354.78</b>
Sep-23	8,600	86	35	246	\$138.53	\$17.50	<b>\$156.03</b>	\$247.25	\$14.30	<b>\$261.55</b>	<b>\$417.58</b>
Aug-23	8,000	80	28	286	\$128.86	\$17.50	<b>\$146.36</b>	\$230.00	\$14.30	<b>\$244.30</b>	<b>\$390.66</b>
Jul-23	9,800	98	35	280	\$157.86	\$17.50	<b>\$175.36</b>	\$281.75	\$14.30	<b>\$296.05</b>	<b>\$471.41</b>
Jun-23	10,800	108	28	386	\$173.97	\$17.50	<b>\$191.47</b>	\$310.50	\$14.34	<b>\$324.84</b>	<b>\$516.31</b>
May-23	4,000	40	28	143	\$64.43	\$17.50	<b>\$81.93</b>	\$115.00	\$14.30	<b>\$129.30</b>	<b>\$211.23</b>
Apr-23	8,000	80	35	229	\$128.86	\$17.50	<b>\$146.36</b>	\$230.00	\$14.33	<b>\$244.33</b>	<b>\$390.69</b>
Mar-23	7,000	70	28	250	\$112.76	\$17.50	<b>\$130.26</b>	\$201.25	\$14.33	<b>\$215.58</b>	<b>\$345.84</b>
Feb-23	6,000	60	28	214	\$85.47	\$17.50	<b>\$102.97</b>	\$139.44	\$12.42	<b>\$151.86</b>	<b>\$254.83</b>
<b>Monthly Average</b>	<b>7,442</b>	<b>74</b>	<b>30</b>	<b>246</b>	<b>\$118.94</b>	<b>\$17.50</b>	<b>\$136.44</b>	<b>\$211.19</b>	<b>\$14.08</b>	<b>\$225.27</b>	<b>\$361.71</b>
<b>Yearly Total</b>	<b>89,300</b>						<b>\$1,637.27</b>			<b>\$2,703.28</b>	<b>\$4,340.55</b>

<b>Same Actual Bills with PAWC Proposed Increases (Household size = 3 people)</b>											
<b>Monthly Average</b> (rate multiplier is 2.1319)	7,442	74	30	246	\$157.76	\$20.00	<b>\$177.76</b>	\$189.81	\$20.00	<b>\$209.81</b>	<b>\$387.57</b>
<b>Yearly Total</b> (rate multiplier is 2.5650)							<b>\$2,133.12</b>			<b>\$2,517.72</b>	<b>\$4,716.97</b>

EXHIBIT – PAGE 2 OF 2 (Michele Datko, Community member registrant)

Public Input Hearing regarding PAWC proposed rate increase request - Wednesday, January 31, 1:00 pm, Dunn Community Center, Exeter Township, PA

Description	Total Gallons / Month	Units (100s)	Days in Billing Period	Average Gallons Used / Day	Monthly Cost for Water - Rated (\$1.6108 per unit)	Monthly Cost for Water - Fees	Total Monthly Cost for Water	Monthly Cost for Wastewater - Rated (\$2.875 per unit)	Monthly Cost for Wastewater - Fees	Total Monthly Cost for Wastewater	Total Monthly Cost for Water and Wastewater
-------------	-----------------------	--------------	------------------------	----------------------------	--	-------------------------------	------------------------------	--	------------------------------------	-----------------------------------	---

**PAWC Example of *Current* Bill from Proposed Rate Changes Filing (Household size = 1.5 people)**

PAWC Current Water (rate multiplier is 1.6108)	3,200	32	30.25	106	\$51.55	\$17.50	<b>\$69.05</b>				
PAWC Current Wastewater (rate multiplier is 2.875)	3,200	32	30.25	106				\$92.00	\$14.30	<b>\$106.30</b>	<b>\$175.35</b>
<b>Yearly Total</b>											<b>\$2,104.20</b>

**PAWC Example of *Future* Bill from Proposed Rate Changes Filing (Household size = 1.5 people)**

PAWC Proposed Water (rate is 2.1319)	3,200	32	30.25	106	68.22	\$20.00	<b>\$88.22</b>				
PAWC Current Water (rate multiplier is 2.5650)	3,200	32	30.25	106				\$82.08	\$20.00	<b>\$102.08</b>	<b>\$190.30</b>
<b>Yearly Total</b>											<b>\$2,283.60</b>

**Examples of Monthly Bills from Households in Other Communities\***

Huntington Beach, CA (2.5 people)	8,228		30	<b>274</b>			\$50.01			\$10.46	<b>\$60.47</b>
<b>Yearly Total</b>											\$725.64
Arnold, MD (3 people)	7,333		30.33	<b>242</b>			\$36.40			\$8.82	<b>\$45.22</b>
<b>Yearly Total</b>											\$542.64
Pennside, PA (1 person)	2,333		30.33	<b>77</b>			\$29.39			\$37.01	<b>\$66.40</b>
<b>Yearly Total</b>											\$784.80

\*Sources are actual bills from the communities listed; note that Arnold and Pennside bills were quarterly and adjusted to show monthly costs

PENNSYLVANIA  
AMERICAN WATER

WE KEEP LIFE FLOWING™

EXHIBIT A  
STEVEN TAYLOR

Meter Reading and Usage Summary

Meter No.	Measure	Size	From Date	To Date	Previous Read	Current Read	Meter Units	Billing Units	Total Gallons
[REDACTED]	1,000 gal	5/8"	11/11/2023	12/15/2023	786 (A)	790 (A)	4	40.00	4,000

A = Actual E = Estimate

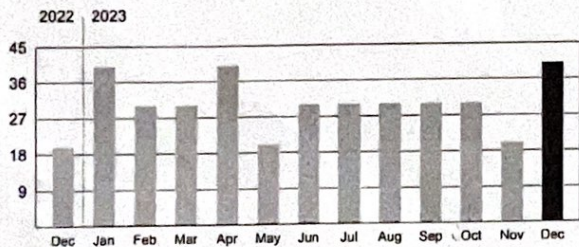
1 Billing Unit = 100 gallons

Total Gallons: 4,000

Billed Usage History (graph shown in 100 gallons)

Next Scheduled Read Date: on or about January 11, 2024  
Account Type: Residential

- 4,000 gallons = usage for this period
- 2,000 gallons = usage for same period last year



Average daily use for this period is: (35 days)



Year to Date Billed Usage: 37,000 gallons

Account Detail

Account No. [REDACTED]

Service To: [REDACTED]	
Prior Billing	121.52
Payments	-121.52
Total payments as of Dec 4. Thank you!	-121.52
<b>Balance Forward</b>	<b>0.00</b>
<b>Service Related Charges - 11/11/23 to 12/15/23</b>	
<b>Water Service</b>	<b>81.93</b>
Water Service Charge	17.50
Water Usage Charge (40 x \$1.6108)	64.43
<b>Wastewater Service</b>	<b>129.30</b>
Wastewater Service Charge	14.30
Wastewater Use Charge (40 x \$2.875)	115.00
<b>Total Service Related Charges</b>	<b>211.23</b>
<b>Total Current Period Charges</b>	<b>211.23</b>

Total Amount Due **\$211.23**

Understanding Your Bill

The information below defines some of the new terms you may find on your bill:

- Service Related Charges:** This section includes charges for services related to water, wastewater and fire protection. If applicable, credits and debits for correction to previously billed charges are itemized in this section.
- Fees and Adjustments:** This section provides details related to additional charges or adjustments for the service period referenced. Fees, when applicable, would include items such as service activation and late payment charges.
- Billing Units:** One billing unit equals 100 gallons of water used. If the meter serving your property measures your water use in cubic feet or a different unit of measure, we convert the usage to gallons to make it easier to understand.
- Average Daily Use:** The gallons shown in the water droplet above represent your average daily water use for the current billing period. Tracking the amount of water you use can help you manage your overall water use from month to month.
- Protection programs for water, sewer and in-home plumbing** are offered by American Water Resources. Charges for these services are not regulated by the Pennsylvania Public Utility Commission. Regulated services will not be disconnected as a result of non-payment of protection program charges. Customers with protection program charges will not be assessed a late payment charge for late or unpaid protection plan charges. For inquiries about protection programs, please contact American Water Resources at 888-378-4458.
- Still have questions?** We are here to help. Our customer service representatives are available M-F, 7 a.m. to 7 p.m. More information on understanding your bill and charges can also be found on our website. See the link below.

Para obtener asistencia de traducción en la lectura de su factura, comuníquese con nuestro Centro de Atención al Cliente al 1-800-565-7292 de lunes a viernes de 7 a. m. a 7 p. m.

PA 01-22

For more information about your charges and rates, please visit: <https://amwater.com/paaw/rates>

EXHIBIT B

Date	Quantity (gal)	Units	Price per Unit	Total Price
Nov 12/8/21	107 gal	30 UNITS @ = 3000 gal	\$ 112.76	Taylor 2
12/6/22	107 gal	30 UNITS @	\$ 125.66	
12/5/23	71 gal	20 UNITS @ = 2000 gal	\$ 121.52	
1/3/23	71 gal	20 UNITS @ 2000 gal	\$ 93.23	
1/9/24	114 gal	40 UNITS @ 4000 gal	\$ 211.23	
2/5/24	111 gal	30 UNITS @	\$ 165.89	
8/8/23	86 gal	30 UNITS @	168.87	
9/5/23	107 gal	30 UNITS @	166.37	
10/10/23	86 gal	30 UNITS @	166.37	
11/7/23	107 gal	30 UNITS @	166.37	



STEVEN TAYLOR

~~35-130/are 2 people~~