



UGI Utilities, Inc.
1 UGI Drive
Denver, PA 17517
610-796-3400

VIA FedEx Overnight

March 1, 2024

Ms. Rosemary Chiavetta, Secretary
Pennsylvania Public Utility Commission
Commonwealth Keystone Building
400 North St.
Harrisburg, PA 17120

DATE OF DEPOSIT

MAR -1 2024

PA PUBLIC UTILITY COMMISSION
SECRETARY'S BUREAU

**RE: Annual Resource Planning Report
UGI Utilities, Inc. - Gas Division
Docket #M-2024-3045244**

Dear Secretary Chiavetta:

In accordance with 52 Pa. Code §59.81 - 59.84, UGI Utilities, Inc. - Gas Division, hereby files the updated forms IRP-Gas-1A and 2A. The remaining forms required to be filed as part of the IRP are anticipated to be filed in accordance with the June 1, 2024, deadline. All questions concerning this information can be directed to me at sepler@ugi.com. Copies of this filing have been served upon the Bureau of Investigation & Enforcement, Office of Consumer Advocate, Office of Small Business Advocate, and Matt Stewart (mattstewart@pa.gov) via email.

Very truly yours,

A handwritten signature in cursive script that reads "Sherry A. Epler".

Sherry A. Epler
Sr. Manager - Tariff and Supplier Administration

SAE/mkc

Enclosures: IRP-Gas-1A and 2A (PDF)

CERTIFICATE OF SERVICE

I hereby certify that I have, this 1st day of March, 2024, served a true and correct copy of the foregoing documents in the manner and upon the persons listed below in accordance with requirements of 52 Pa. Code §1.54 (relating to service by a participant):

SERVED VIA EMAIL

cc: Allison Kaster, Esq.
Director and Chief Prosecutor
Bureau of Investigation and Enforcement
Pennsylvania Public Utility Commission
Commonwealth Keystone Bldg.
400 North Street
Harrisburg, PA 17120
akaster@pa.gov

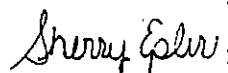
Patrick M. Cicero, Esq.
Consumer Advocate
Office of Consumer Advocate
555 Walnut St. - 5th Floor
Harrisburg, PA 17101
ra-oca@paoca.org

NazAarah Sabree, Esq.
Small Business Advocate
Office of Small Business Advocate
555 Walnut St. - 1st Floor
Harrisburg, PA 17101
ra-sba@pa.gov

DATE OF DEPOSIT

MAR -1 2024

PA PUBLIC UTILITY COMMISSION
SECRETARY'S BUREAU



Sherry A. Epler

FORM-IRP-GAS-1A: ANNUAL GAS REQUIREMENTS
REPORTING UTILITY: UGI UTILITIES, INC. - GAS DIVISION
(volumes in MMcf)

Index Year Actual Year	Historical Data		Current Year	Three Year Forecast		
	-2 2022	-1 2023	0 2024	1 2025	2 2026	3 2027
Firm Sales:						
Retail Residential	44,715	38,903	46,979	47,605	48,220	48,837
Retail Commercial	17,646	15,054	16,685	16,784	16,883	16,985
Retail Industrial	910	821	873	872	880	874
Electric Power Generation	0	0	0	0	0	0
Exchange with Other Utilities	0	0	0	0	0	0
Unaccounted For	828	1,095	1,177	1,178	1,181	1,183
Company Use	439	331	333	333	333	333
Other	0	0	0	0	0	0
Subtotal Firm Sales	64,539	56,205	66,047	66,773	67,497	68,214
Interruptible Sales:						
Retail	0	0	0	0	0	0
Electric Power Generation	0	0	0	0	0	0
Company's Own Plant	0	0	0	0	0	0
Subtotal Interruptible Sales	0	0	0	0	0	0
SUBTOTAL FIRM AND INTERRUPTIBLE SALES	64,539	56,205	66,047	66,773	67,497	68,214
Transportation:						
Firm Residential	6,216	5,545	7,119	7,119	7,119	7,119
Firm Commercial	33,920	33,314	34,832	34,811	34,811	34,811
Firm Industrial	58,920	56,687	62,918	62,682	62,682	62,682
Interruptible Residential	0	0	0	0	0	0
Interruptible Commercial	4,490	4,090	3,938	3,942	3,942	3,942
Interruptible Industrial	12,497	11,874	12,372	12,382	12,382	12,382
Electric Power Generation	141,125	161,871	160,478	160,478	160,478	160,478
Subtotal Transportation	257,168	273,380	281,656	281,414	281,414	281,414
TOTAL GAS REQUIREMENTS	321,707	329,585	347,702	348,186	348,910	349,627
Increase (Decrease)		7,877	18,118	484	724	717
Percent Change (%)		2.4%	5.5%	0.1%	0.2%	0.2%

Appendix A: Page 1

DATE OF DEPOSIT

MAR -1 2024

PA PUBLIC UTILITY COMMISSION
SECRETARY'S BUREAU

FORM-IRP-GAS-2A: NATURAL GAS SUPPLY
REPORTING UTILITY: UGI UTILITIES, INC. - GAS DIVISION
TABLE 1: ANNUAL SUPPLY
(volumes in MMcf)

Index Year Actual Year	Historical Data		Current Year	Three Year Forecast		
	-2 2022	-1 2023	0 2024	1 2025	2 2026	3 2027
Gas Supply for Sales Service						
Supply Contracts						
Z	41,091	35,620	4,819	0	0	0
F	18,766	15,479	3,326	0	0	0
FF	7,671	6,625	946	0	0	0
T	4,959	6,286	886	0	0	0
EE	1,922	1,610	708	0	0	0
A	1,052	1,292	439	0	0	0
K	1,028	1,270	379	0	0	0
M	802	1,190	292	0	0	0
BB	789	846	150	0	0	0
U	632	178	97	0	0	0
Supply Contracts (Other)	1,795	3,022	57,201	86,773	67,497	68,214
Spot Purchases	0	0	0	0	0	0
Storage Withdrawals	16,996	15,872	14,564	18,426	18,426	18,426
LNG/SNG/Propane Purchases	0	0	0	0	0	0
Company Production	0	0	0	0	0	0
Local Purchases	4429	4473	703	0	0	0
Exchanges with other LDCs	0	0	0	0	0	0
Other	0	0	0	0	0	0
Total Gas Supply for Sales	101,932	93,761	84,512	85,199	85,923	86,639
Total Transportation Service	257,168	273,380	281,658	281,414	281,414	281,414
TOTAL SALES GAS SUPPLY AND TRANSPORTATION SERVICE	359,100	367,141	366,167	366,612	367,336	368,053
Deductions						
Transportation Fuel	(745)	(609)	(163)	0	0	0
Curtallments	0	0	0	0	0	0
Underground Storage Injections	(15,757)	(16,008)	(14,250)	(18,426)	(18,426)	(18,426)
LNG Liquefaction	0	0	0	0	0	0
Sales to other LDCs	0	0	0	0	0	0
Off-System Sales	(20,891)	(20,939)	(4,052)	0	0	0
Total Deductions	(37,393)	(37,557)	(18,485)	(18,426)	(18,426)	(18,426)
NET GAS SUPPLY	321,707	329,585	347,702	348,186	348,910	349,627

Rank contracts in order of magnitude for the current year. Reporting should proceed along rank ordering until 75% of total contract supply is accounted for, or until ten contracts have been listed, whichever comes first. Provide a separate sheet identifying the supplier for each contract listed.

DATE OF DEPOSIT

MAR - 1 2024

PA PUBLIC UTILITY COMMISSION
SECRETARY'S BUREAU

ORIGIN ID: LNSA (717) 951-9675
MELISSA CONKLIN
UGI UTILITIES, INC.
1 UGI DRIVE

SHIP DATE: 01MAR24
ACTWGT: 0.50 LB
CAD: 114190945/INET4535

DENVER, PA 17517
UNITED STATES US

BILL SENDER


TO **ROSEMARY CHIAVETTA - SECRETARY**
PA PUBLIC UTILITIES COMMISSION
400 NORTH STREET
COMMONWEALTH KEYSTONE BLDG.
HARRISBURG PA 17120

583J6719489AE3

(717) 951-9675
INV:
PO:

REF: ANNUAL RESOURCE PLANNING RPT

DEPT: RATES/SUPPLY - JRP REPORT




MON - 04 MAR 5:00P
STANDARD OVERNIGHT

TRK# 7753 7937 1445
0201

16 MDTA

17120
PA-US MDT



RECEIVED

MAR 4 2024

PA PUBLIC UTILITY COMMISSION
SECRETARY'S BUREAU

After printing this label,
CONSIGNEE COPY - PLEASE PLACE IN FRONT OF POUCH
1. Fold the printed page along the horizontal line.
2. Place label in shipping pouch and affix it to your shipment.

Use of this system constitutes your agreement to the service conditions in the current FedEx Service Guide, available on fedex.com. FedEx will not be responsible for any claim in excess of \$100 per package, whether the result of loss, damage, delay, non-delivery, misdelivery, or misinformation, unless you declare a higher value, pay an additional charge, document your actual loss and file a timely claim. Limitations found in the current FedEx Service Guide apply. Your right to recover from FedEx for any loss, including intrinsic value of the package, loss of sales, income interest, profit, attorney's fees, costs, and other forms of damage whether direct, incidental, consequential, or special is limited to the greater of \$100 or the authorized declared value. Recovery cannot exceed actual documented loss. Maximum for items of extraordinary value is \$1,000; e.g. jewelry, precious metals, negotiable instruments and other items listed in our Service Guide. Written claims must be filed within strict time limits, see current FedEx Service Guide.