

Exhibit No. 6-B, Part 1
Docket No. R-2024-3047822
Docket No. R-2024-3047824
Witness: J. J. Spanos

AQUA PENNSYLVANIA, INC.

BRYN MAWR, PENNSYLVANIA

SHENANDOAH WATER OPERATIONS

2023 DEPRECIATION STUDY

CALCULATED ANNUAL DEPRECIATION ACCRUALS
RELATED TO WATER PLANT
AS OF DECEMBER 31, 2023

Prepared by:



GANNETT FLEMING

Excellence Delivered As Promised

Exhibit No. 6-B, Part 1
Docket No. R-2024-3047822
Docket No. R-2024-3047824
Witness: J. J. Spanos

AQUA PENNSYLVANIA, INC.
Bryn Mawr, Pennsylvania

SHENANDOAH WATER OPERATIONS
2023 DEPRECIATION STUDY

CALCULATED ANNUAL DEPRECIATION ACCRUALS
RELATED TO WATER PLANT
AS OF DECEMBER 31, 2023

GANNETT FLEMING VALUATION AND RATE CONSULTANTS, LLC
Camp Hill, Pennsylvania

TABLE OF CONTENTS

PART I. RESULTS OF STUDY	I-1
Summary of Results	I-2
Detailed Tabulations of Depreciation Calculations	I-2
Table 1. Summary of Estimated Survivor Curve, Original Cost, Book Depreciation Reserve and Calculated Annual Depreciation Accruals Related to Water Plant as of December 31, 2023	I-3
Table 2. Amortization of Experienced Net Salvage	I-4
PART II. DETAILED DEPRECIATION CALCULATIONS	II-1
Cumulative Depreciated Original Cost.....	II-2
Utility Plant in Service	II-4



Gannett Fleming
Valuation and Rate Consultants, LLC

Corporate Headquarters
207 Senate Avenue
Camp Hill, PA 17011
P 717.763.7211 | F 717.763.8150

gannettfleming.com

May 10, 2024

Aqua Pennsylvania, Inc.
762 Lancaster Avenue
Bryn Mawr, PA 19010

Attention: William C. Packer
Vice President, Regulatory Accounting & Regional Controller

Ladies and Gentlemen:

Pursuant to your request, we have determined the annual depreciation accruals applicable to water plant as of December 31, 2023 for the Shenandoah Water Operations. Summaries of the original cost, annual accruals and the book depreciation reserve are presented in Tables 1 and 2, beginning on page I-3 of the attached report.

A description of the methods and procedures upon which the study was based, as well as support for the service life estimates, is set forth in a companion report "2024 Depreciation Study - Calculated Annual Depreciation Accruals Related to Water Plant as of December 31, 2024".

Respectfully submitted,

GANNETT FLEMING VALUATION
AND RATE CONSULTANTS, LLC

A handwritten signature in blue ink that reads "John J. Spanos".

JOHN J. SPANOS
President

A handwritten signature in blue ink that reads "Melissa M. Howard".

MELISSA M. HOWARD
Senior Project Manager

JJS:mle

077367.100

PART I. RESULTS OF STUDY

AQUA PENNSYLVANIA, INC.

WATER ASSETS

DEPRECIATION STUDY

PART I. RESULTS OF STUDY

SUMMARY OF RESULTS

Table 1 summarizes the results of the depreciation study, which sets forth the book reserve and the calculated annual depreciation related to original cost as of December 31, 2023, and the annual amortization of negative salvage for the Shenandoah Water Operations system. Table 2 presents the calculation of the amortization of experienced net salvage, by account, based on the five-year period, 2019-2023.

DETAILED TABULATIONS OF DEPRECIATION CALCULATIONS

The supporting data for the depreciation calculations are presented in account sequence in the section beginning on page II-2. The original cost, calculated accrued depreciation, allocated book reserve, future accruals, remaining life and annual accrual are shown for each vintage of each account or subaccount.

AQUA PENNSYLVANIA, INC.
SHENANDOAH WATER OPERATIONS

TABLE 1. SUMMARY OF ESTIMATED SURVIVOR CURVE, ORIGINAL COST, BOOK DEPRECIATION RESERVE AND CALCULATED ANNUAL DEPRECIATION ACCRUALS RELATED TO WATER PLANT AS OF DECEMBER 31, 2023

	ACCOUNT (1)	SURVIVOR CURVE (2)	ORIGINAL COST AS OF DECEMBER 31, 2023 (3)	BOOK DEPRECIATION RESERVE (4)	FUTURE ACCRUALS (5)	CALCULATED ANNUAL ACCRUAL AMOUNT (6)	PERCENT (7)=(6)/(3)	COMPOSITE REMAINING LIFE (8)=(5)/(6)
	INTANGIBLE PLANT							
301	ORGANIZATION	NONDEPR.	517,932.18					
	NONDEPRECIABLE PLANT							
303.2	POWER AND PUMPING LAND	NONDEPR.	17.00					
303.3	PURIFICATION LAND	NONDEPR.	22,000.00					
303.4	TRANSMISSION AND DISTRIBUTION - LAND AND LAND RIGHTS	NONDEPR.	22,663.00					
	TOTAL NONDEPRECIABLE PLANT		44,680.00					
	DEPRECIABLE PLANT							
304.3	PURIFICATION BUILDINGS	95-S0.5 *	4,903,919.64	19,127	4,884,792	217,733	4.44	22.4
304.63	MISCELLANEOUS STRUCTURES AND IMPROVEMENTS	45-S1.5 *	96,005.47	484	95,521	5,222	5.44	18.3
311	ELECTRIC PUMPING EQUIPMENT	36-S2.5	751,175.62	6,513	744,662	76,150	10.14	9.8
320	PURIFICATION SYSTEM - EQUIPMENT	52-R2.5	31,310.28	6	31,305	821	2.62	38.1
330	DISTRIBUTION RESERVOIRS AND STANDPIPES - TANKS	70-S1	5,477,322.40	35,935	5,441,387	368,986	6.74	14.7
331	MAINS AND ACCESSORIES							
	CAST IRON - 4 INCH AND UNDER	50-L1.5	49,738.59	364	49,375	4,989	10.03	9.9
	CAST IRON - 6, 8 AND 10 INCH	65-S2.5	359,040.05	1,119	357,921	21,996	6.13	16.3
	CAST IRON - 12 INCH AND OVER	95-S3	315,402.92	1,133	314,270	7,375	2.34	42.6
	VALVES	90-R3	18,411.03	1	18,410	245	1.33	75.1
	TOTAL ACCOUNT 331		742,592.59	2,617	739,976	34,605		
333	SERVICES	70-R4	60,205.74	261	59,945	918	1.52	65.3
334	METERS - REMOTE	22-R2.5	551,732.65	365	551,368	34,483	6.25	16.0
335	FIRE HYDRANTS	60-R4	90,634.27	258	90,377	4,583	5.06	19.7
340	OFFICE FURNITURE AND EQUIPMENT - MECHANICAL EQUIPMENT	10-SQ	1,365.24	1	1,364	144	**	9.5
341	TRANSPORTATION EQUIPMENT							
	VEHICLES	9-L2.5	133,253.91	142	133,112	18,962	14.23	7.0
	OTHER	20-SQ	10,639.90	130	10,510	0	**	-
	TOTAL ACCOUNT 341		143,893.81	272	143,622	18,962		
343.1	SHOP EQUIPMENT	25-SQ	9,696.51	56	9,641	749	**	12.9
343.2	TOOLS AND WORK EQUIPMENT - GENERAL EQUIPMENT	20-SQ	25,270.39	186	25,084	3,558	**	7.1
346	COMMUNICATION EQUIPMENT	15-SQ	26,929.17	239	26,690	8,222	**	3.2
	TOTAL DEPRECIABLE PLANT		12,912,053.78	66,319	12,845,734	775,136		
	TOTAL WATER PLANT IN SERVICE		13,474,665.96	66,319	12,845,734	775,136		

* LIFE SPAN PROCEDURE WAS USED. CURVE SHOWN IS INTERIM SURVIVOR CURVE.

** ACCRUALS CALCULATED FOR EACH ASSET BY THE COMPANY'S PROPERTY RECORD SYSTEM USING THE AMORTIZATION PERIOD SET FORTH IN COLUMN 2.

AQUA PENNSYLVANIA, INC.
SHENANDOAH WATER OPERATIONS

TABLE 2. AMORTIZATION OF EXPERIENCED AND ESTIMATED NET SALVAGE

ACCOUNT (1)	2019		2020		2021		2022		2023		NET SALVAGE (12)*	SALVAGE ACCRUAL (13)-(12)/5
	GROSS SALVAGE (2)	COST OF REMOVAL (3)	GROSS SALVAGE (4)	COST OF REMOVAL (5)	GROSS SALVAGE (6)	COST OF REMOVAL (7)	GROSS SALVAGE (8)	COST OF REMOVAL (9)	GROSS SALVAGE (10)	COST OF REMOVAL (11)		
304.3											0.00	0
304.63											0.00	0
331											0.00	0
333											0.00	0
335											0.00	0
TOTAL	0.00	0.00	0.00	0.00	0.00	0.00	0.00	0.00	0.00	0.00	0.00	0

* COLUMN (12) EQUALS THE SUMMATION OF COLUMNS (2) THROUGH (11).

PART II. DETAILED DEPRECIATION CALCULATIONS

CUMULATIVE DEPRECIATED ORIGINAL COST

AQUA PENNSYLVANIA, INC.
SHENANDOAH WATER OPERATIONS

CUMULATIVE DEPRECIATED ORIGINAL COST BY YEAR INSTALLED
RELATED TO ORIGINAL COST AS OF DECEMBER 31, 2023

YEAR INST (1)	ORIGINAL COST (2)	ACCRUED DEPRECIATION (3)	AMOUNT		DEPRECIATED ORIGINAL COST	PCT OF
			(2)	(3)	CUMULATIVE AMOUNT (5)	COL 4 TOTAL (6)
1885	189,596	2,188	187,408		187,408	1.5
1903	51,371	21,691	29,680		217,088	1.7
1913	16,851	12,596	4,255		221,343	1.7
1914	119,351	7,502	111,849		333,192	2.6
1920	143,091	1,457	141,634		474,826	3.7
1940	55,164	263	54,901		529,727	4.1
1941	1,853	14	1,839		531,566	4.1
1952	39,634	164	39,470		571,036	4.4
1974	162,210	410	161,800		732,836	5.7
1975	5,726	165-	5,891		738,727	5.8
1977	75,024		75,024		813,751	6.3
1978	221,575	1,567	220,008		1,033,759	8.0
1981	2,066,659	14,056	2,052,603		3,086,362	24.0
1982	314,410	1,440	312,970		3,399,332	26.5
1983	6,833	36	6,797		3,406,129	26.5
1984	7,513	185-	7,698		3,413,827	26.6
1987	699,524	4,293	695,231		4,109,058	32.0
1988	128,484	551	127,933		4,236,991	33.0
1990	224,872	535	224,337		4,461,328	34.7
1991	419,655	2,473	417,182		4,878,510	38.0
1992	1,039,183	5,731	1,033,452		5,911,962	46.0
1993	4,866,506	9,245	4,857,261		10,769,223	83.8
1998	12,172	105	12,067		10,781,290	83.9
1999	204,600	1,680-	206,280		10,987,570	85.5
2006	22,744	144	22,600		11,010,170	85.7
2007	22,536	73	22,463		11,032,633	85.9
2008	37,303	97	37,206		11,069,839	86.2
2009	156,520	526	155,994		11,225,833	87.4
2010	8,385	42	8,343		11,234,176	87.5
2011	10,972	76	10,896		11,245,072	87.5
2012	441,312	949	440,363		11,685,435	91.0
2013	16,542	70	16,472		11,701,907	91.1
2014	31,696	195	31,501		11,733,408	91.3
2015	60,919	326-	61,245		11,794,653	91.8
2020	18,845	49-	18,894		11,813,547	92.0
2023	1,012,423	19,765-	1,032,187		12,845,735	100.0
TOTAL	12,912,054	66,319	12,845,734			

UTILITY PLANT IN SERVICE

AQUA PENNSYLVANIA, INC.
SHENANDOAH WATER OPERATIONS

ACCOUNT 304.3 PURIFICATION BUILDINGS

CALCULATED REMAINING LIFE DEPRECIATION ACCRUAL
RELATED TO ORIGINAL COST AS OF DECEMBER 31, 2023

YEAR (1)	ORIGINAL COST (2)	CALCULATED ACCRUED (3)	ALLOC. BOOK RESERVE (4)	FUTURE BOOK ACCRUALS (5)	REM. LIFE (6)	ANNUAL ACCRUAL (7)
INTERIM SURVIVOR CURVE.. IOWA 95-S0.5						
PROBABLE RETIREMENT YEAR.. 6-2048						
1982	314,410.21	206,159	1,440	312,970	21.79	14,363
1988	128,483.60	78,915	551	127,933	22.30	5,737
1993	3,906,989.72	2,251,989	15,730	3,891,260	22.41	173,639
1999	82,064.64	42,624	298	81,767	22.67	3,607
2008	24,184.36	9,746	68	24,116	22.96	1,050
2009	12,430.02	4,794	33	12,397	23.09	537
2012	416,700.83	138,511	968	415,733	23.10	17,997
2013	8,291.53	2,585	18	8,274	23.17	357
2014	10,364.73	3,013	21	10,344	23.18	446
	4,903,919.64	2,738,336	19,127	4,884,792		217,733
COMPOSITE REMAINING LIFE AND ANNUAL ACCRUAL RATE, PERCENT ..						22.4 4.44

AQUA PENNSYLVANIA, INC.
SHENANDOAH WATER OPERATIONS

ACCOUNT 304.63 MISCELLANEOUS STRUCTURES AND IMPROVEMENTS

CALCULATED REMAINING LIFE DEPRECIATION ACCRUAL
RELATED TO ORIGINAL COST AS OF DECEMBER 31, 2023

YEAR (1)	ORIGINAL COST (2)	CALCULATED ACCRUED (3)	ALLOC. BOOK RESERVE (4)	FUTURE BOOK ACCRUALS (5)	REM. LIFE (6)	ANNUAL ACCRUAL (7)
INTERIM SURVIVOR CURVE.. IOWA 45-S1.5						
PROBABLE RETIREMENT YEAR.. 6-2048						
1991	33,735.61	23,244	292	33,444	14.67	2,280
2009	34,775.54	14,724	185	34,591	19.75	1,751
2023	27,494.32	583	7	27,487	23.08	1,191
	96,005.47	38,551	484	95,521		5,222
COMPOSITE REMAINING LIFE AND ANNUAL ACCRUAL RATE, PERCENT ..						18.3 5.44

AQUA PENNSYLVANIA, INC.
SHENANDOAH WATER OPERATIONS

ACCOUNT 311 ELECTRIC PUMPING EQUIPMENT

CALCULATED REMAINING LIFE DEPRECIATION ACCRUAL
RELATED TO ORIGINAL COST AS OF DECEMBER 31, 2023

YEAR (1)	ORIGINAL COST (2)	CALCULATED ACCRUED (3)	ALLOC. BOOK RESERVE (4)	FUTURE BOOK ACCRUALS (5)	REM. LIFE (6)	ANNUAL ACCRUAL (7)
SURVIVOR CURVE.. IOWA 36-S2.5						
1913	12,563.30	12,563	12,563			
1914	6,281.65	6,282	6,282			
1974	25,754.77	23,839	577-	26,332	3.98	6,616
1977	15,766.95	14,297	346-	16,113	4.78	3,371
1993	480,420.15	367,810	8,908-	489,328	9.34	52,391
1999	122,535.52	81,658	1,978-	124,514	12.26	10,156
2009	5,990.18	2,588	63-	6,053	19.06	318
2012	7,179.93	2,494	60-	7,240	21.61	335
2015	55,838.21	14,473	351-	56,189	24.29	2,313
2020	18,844.96	2,024	49-	18,894	29.07	650
	751,175.62	528,028	6,513	744,662		76,150

COMPOSITE REMAINING LIFE AND ANNUAL ACCRUAL RATE, PERCENT .. 9.8 10.14

AQUA PENNSYLVANIA, INC.
SHENANDOAH WATER OPERATIONS

ACCOUNT 320.2 PURIFICATION SYSTEM - EQUIPMENT

CALCULATED REMAINING LIFE DEPRECIATION ACCRUAL
RELATED TO ORIGINAL COST AS OF DECEMBER 31, 2023

YEAR (1)	ORIGINAL COST (2)	CALCULATED ACCRUED (3)	ALLOC. BOOK RESERVE (4)	FUTURE BOOK ACCRUALS (5)	REM. LIFE (6)	ANNUAL ACCRUAL (7)
SURVIVOR CURVE.. IOWA 52-R2.5						
2023	31,310.28	407	6	31,305	38.11	821
	31,310.28	407	6	31,305		821
COMPOSITE REMAINING LIFE AND ANNUAL ACCRUAL RATE, PERCENT ..					38.1	2.62

AQUA PENNSYLVANIA, INC.
SHENANDOAH WATER OPERATIONS

ACCOUNT 330 DISTRIBUTION RESERVOIRS AND STANDPIPES - TANKS

CALCULATED REMAINING LIFE DEPRECIATION ACCRUAL
RELATED TO ORIGINAL COST AS OF DECEMBER 31, 2023

YEAR (1)	ORIGINAL COST (2)	CALCULATED ACCRUED (3)	ALLOC. BOOK RESERVE (4)	FUTURE BOOK ACCRUALS (5)	REM. LIFE (6)	ANNUAL ACCRUAL (7)
SURVIVOR CURVE.. IOWA 70-S1						
1885	188,449.58	187,922	2,179	186,271	0.39	186,271
1914	113,069.74	105,245	1,220	111,850	8.14	13,741
1920	125,633.05	114,427	1,327	124,306	10.14	12,259
1974	112,441.58	72,356	839	111,603	27.42	4,070
1978	221,574.61	135,094	1,567	220,008	29.13	7,553
1981	2,066,659.48	1,212,096	14,056	2,052,603	29.96	68,511
1987	699,523.83	370,188	4,293	695,231	32.47	21,411
1991	385,918.97	188,135	2,181	383,738	34.17	11,230
1992	1,039,183.47	494,236	5,731	1,033,452	34.73	29,757
1993	416,792.49	193,225	2,241	414,551	35.29	11,747
2009	90,644.01	22,480	260	90,384	43.98	2,055
2012	17,431.59	3,507	41	17,391	45.65	381
	5,477,322.40	3,098,911	35,935	5,441,387		368,986
COMPOSITE REMAINING LIFE AND ANNUAL ACCRUAL RATE, PERCENT ..						14.7 6.74

AQUA PENNSYLVANIA, INC.
SHENANDOAH WATER OPERATIONS

ACCOUNT 331.01 MAINS AND ACCESSORIES - CAST IRON - 4 INCH AND UNDER

CALCULATED REMAINING LIFE DEPRECIATION ACCRUAL
RELATED TO ORIGINAL COST AS OF DECEMBER 31, 2023

YEAR (1)	ORIGINAL COST (2)	CALCULATED ACCRUED (3)	ALLOC. BOOK RESERVE (4)	FUTURE BOOK ACCRUALS (5)	REM. LIFE (6)	ANNUAL ACCRUAL (7)
SURVIVOR CURVE.. IOWA 50-L1.5						
1903	14,996.11	14,276	121	14,875	6.08	2,447
1940	16,022.19	14,048	119	15,903	11.73	1,356
1941	1,852.60	1,620	14	1,839	11.84	155
1952	6,410.55	5,363	45	6,366	13.97	456
1974	10,457.14	7,661	65	10,392	18.07	575
	49,738.59	42,968	364	49,375		4,989
COMPOSITE REMAINING LIFE AND ANNUAL ACCRUAL RATE, PERCENT ..						9.9 10.03

AQUA PENNSYLVANIA, INC.
SHENANDOAH WATER OPERATIONS

ACCOUNT 331.02 MAINS AND ACCESSORIES - CAST IRON - 6, 8 AND 10 INCH

CALCULATED REMAINING LIFE DEPRECIATION ACCRUAL
RELATED TO ORIGINAL COST AS OF DECEMBER 31, 2023

YEAR (1)	ORIGINAL COST (2)	CALCULATED ACCRUED (3)	ALLOC. BOOK RESERVE (4)	FUTURE BOOK ACCRUALS (5)	REM. LIFE (6)	ANNUAL ACCRUAL (7)
SURVIVOR CURVE.. IOWA 65-S2.5						
1903	12,457.67	12,309	104	12,354	1.45	8,520
1940	25,629.31	23,328	198	25,431	8.24	3,086
1952	30,255.44	26,177	222	30,033	11.14	2,696
1974	13,556.52	9,731	83	13,474	19.46	692
1977	59,256.61	40,780	346	58,911	21.07	2,796
1983	6,832.51	4,261	36	6,797	24.44	278
2006	12,151.94	3,573	30	12,122	42.02	288
2007	20,114.33	5,608	48	20,066	42.67	470
2008	13,118.63	3,437	29	13,090	43.67	300
2009	1,628.20	399	3	1,625	44.67	36
2010	4,476.27	1,021	9	4,467	45.67	98
2023	159,562.62	1,356	11	159,551	58.32	2,736
	359,040.05	131,980	1,119	357,921		21,996
COMPOSITE REMAINING LIFE AND ANNUAL ACCRUAL RATE, PERCENT ..						16.3 6.13

AQUA PENNSYLVANIA, INC.
SHENANDOAH WATER OPERATIONS

ACCOUNT 331.03 MAINS AND ACCESSORIES - CAST IRON - 12 INCH AND OVER

CALCULATED REMAINING LIFE DEPRECIATION ACCRUAL
RELATED TO ORIGINAL COST AS OF DECEMBER 31, 2023

YEAR (1)	ORIGINAL COST (2)	CALCULATED ACCRUED (3)	ALLOC. BOOK RESERVE (4)	FUTURE BOOK ACCRUALS (5)	REM. LIFE (6)	ANNUAL ACCRUAL (7)
SURVIVOR CURVE.. IOWA 95-S3						
1885	1,146.69	1,096	9	1,138	6.43	177
1903	2,470.54	2,263	19	2,452	11.08	221
1913	4,287.48	3,837	33	4,254	12.96	328
1920	17,457.74	15,359	130	17,328	14.14	1,225
1940	10,192.38	8,085	68	10,124	21.77	465
1952	22.59	16		23	27.50	1
1990	217,521.91	81,614	692	216,830	55.79	3,887
1993	62,303.59	21,470	182	62,122	58.00	1,071
	315,402.92	133,740	1,133	314,270		7,375

COMPOSITE REMAINING LIFE AND ANNUAL ACCRUAL RATE, PERCENT .. 42.6 2.34

AQUA PENNSYLVANIA, INC.
SHENANDOAH WATER OPERATIONS

ACCOUNT 331.06 MAINS AND ACCESSORIES - VALVES

CALCULATED REMAINING LIFE DEPRECIATION ACCRUAL
RELATED TO ORIGINAL COST AS OF DECEMBER 31, 2023

YEAR (1)	ORIGINAL COST (2)	CALCULATED ACCRUED (3)	ALLOC. BOOK RESERVE (4)	FUTURE BOOK ACCRUALS (5)	REM. LIFE (6)	ANNUAL ACCRUAL (7)
SURVIVOR CURVE.. IOWA 90-R3						
2023	18,411.03	122	1	18,410	75.26	245
	18,411.03	122	1	18,410		245
COMPOSITE REMAINING LIFE AND ANNUAL ACCRUAL RATE, PERCENT ..						75.1 1.33

AQUA PENNSYLVANIA, INC.
SHENANDOAH WATER OPERATIONS

ACCOUNT 333 SERVICES

CALCULATED REMAINING LIFE DEPRECIATION ACCRUAL
RELATED TO ORIGINAL COST AS OF DECEMBER 31, 2023

YEAR (1)	ORIGINAL COST (2)	CALCULATED ACCRUED (3)	ALLOC. BOOK RESERVE (4)	FUTURE BOOK ACCRUALS (5)	REM. LIFE (6)	ANNUAL ACCRUAL (7)
SURVIVOR CURVE.. IOWA 70-R4						
1903	20,412.37	20,412	20,412			
2023	39,793.37	302	20,151-	59,945	65.29	918
	60,205.74	20,714	261	59,945		918
COMPOSITE REMAINING LIFE AND ANNUAL ACCRUAL RATE, PERCENT ..					65.3	1.52

AQUA PENNSYLVANIA, INC.
SHENANDOAH WATER OPERATIONS

ACCOUNT 334.02 METERS - REMOTE

CALCULATED REMAINING LIFE DEPRECIATION ACCRUAL
RELATED TO ORIGINAL COST AS OF DECEMBER 31, 2023

YEAR (1)	ORIGINAL COST (2)	CALCULATED ACCRUED (3)	ALLOC. BOOK RESERVE (4)	FUTURE BOOK ACCRUALS (5)	REM. LIFE (6)	ANNUAL ACCRUAL (7)
SURVIVOR CURVE.. IOWA 22-R2.5						
2006	10,591.60	7,599	114	10,478	6.89	1,521
2007	1,121.33	773	12	1,109	7.42	149
2023	540,019.72	15,931	239	539,781	16.45	32,813
	551,732.65	24,303	365	551,368		34,483
COMPOSITE REMAINING LIFE AND ANNUAL ACCRUAL RATE, PERCENT ..						16.0 6.25

AQUA PENNSYLVANIA, INC.
SHENANDOAH WATER OPERATIONS

ACCOUNT 335 FIRE HYDRANTS

CALCULATED REMAINING LIFE DEPRECIATION ACCRUAL
RELATED TO ORIGINAL COST AS OF DECEMBER 31, 2023

YEAR (1)	ORIGINAL COST (2)	CALCULATED ACCRUED (3)	ALLOC. BOOK RESERVE (4)	FUTURE BOOK ACCRUALS (5)	REM. LIFE (6)	ANNUAL ACCRUAL (7)
SURVIVOR CURVE.. IOWA 60-R4						
1903	1,034.76	1,035	1,035			
1940	3,320.22	3,244	122-	3,442	1.97	1,747
1952	2,945.90	2,759	103-	3,049	4.84	630
1975	5,726.13	4,388	165-	5,891	14.79	398
1984	7,512.82	4,926	185-	7,698	20.74	371
1990	7,349.73	4,186	157-	7,507	25.32	296
1998	1,532.49	676	25-	1,557	32.30	48
2023	61,212.22	539	21-	61,233	56.00	1,093
	90,634.27	21,753	258	90,377		4,583

COMPOSITE REMAINING LIFE AND ANNUAL ACCRUAL RATE, PERCENT .. 19.7 5.06

AQUA PENNSYLVANIA, INC.
SHENANDOAH WATER OPERATIONS

ACCOUNT 340.2 OFFICE FURNITURE AND EQUIPMENT - MECHANICAL EQUIPMENT

CALCULATED REMAINING LIFE DEPRECIATION ACCRUAL
RELATED TO ORIGINAL COST AS OF DECEMBER 31, 2023

YEAR (1)	ORIGINAL COST (2)	CALCULATED ACCRUED (3)	ALLOC. BOOK RESERVE (4)	FUTURE BOOK ACCRUALS (5)	REM. LIFE (6)	ANNUAL ACCRUAL (7)
SURVIVOR CURVE.. 10-SQUARE						
2023	1,365.24	68	1	1,364	9.50	144
	1,365.24	68	1	1,364		144
COMPOSITE REMAINING LIFE AND ANNUAL ACCRUAL RATE, PERCENT ..					9.5	10.55

AQUA PENNSYLVANIA, INC.
SHENANDOAH WATER OPERATIONS

ACCOUNT 341.1 TRANSPORTATION EQUIPMENT - VEHICLES

CALCULATED REMAINING LIFE DEPRECIATION ACCRUAL
RELATED TO ORIGINAL COST AS OF DECEMBER 31, 2023

YEAR (1)	ORIGINAL COST (2)	CALCULATED ACCRUED (3)	ALLOC. BOOK RESERVE (4)	FUTURE BOOK ACCRUALS (5)	REM. LIFE (6)	ANNUAL ACCRUAL (7)
SURVIVOR CURVE.. IOWA 9-L2.5						
2023	133,253.91	8,861	142	133,112	7.02	18,962
	133,253.91	8,861	142	133,112		18,962
COMPOSITE REMAINING LIFE AND ANNUAL ACCRUAL RATE, PERCENT ..						7.0 14.23

AQUA PENNSYLVANIA, INC.
SHENANDOAH WATER OPERATIONS

ACCOUNT 341.2 TRANSPORTATION EQUIPMENT - OTHER

CALCULATED REMAINING LIFE DEPRECIATION ACCRUAL
RELATED TO ORIGINAL COST AS OF DECEMBER 31, 2023

YEAR (1)	ORIGINAL COST (2)	CALCULATED ACCRUED (3)	ALLOC. BOOK RESERVE (4)	FUTURE BOOK ACCRUALS (5)	REM. LIFE (6)	ANNUAL ACCRUAL (7)
SURVIVOR CURVE.. 20-SQUARE						
1998	10,639.90	10,640	130	10,510		
	10,639.90	10,640	130	10,510		
COMPOSITE REMAINING LIFE AND ANNUAL ACCRUAL RATE, PERCENT ..						0.0 0.00

AQUA PENNSYLVANIA, INC.
SHENANDOAH WATER OPERATIONS

ACCOUNT 343.1 SHOP EQUIPMENT

CALCULATED REMAINING LIFE DEPRECIATION ACCRUAL
RELATED TO ORIGINAL COST AS OF DECEMBER 31, 2023

YEAR (1)	ORIGINAL COST (2)	CALCULATED ACCRUED (3)	ALLOC. BOOK RESERVE (4)	FUTURE BOOK ACCRUALS (5)	REM. LIFE (6)	ANNUAL ACCRUAL (7)
SURVIVOR CURVE.. 25-SQUARE						
2010	1,381.96	746	9	1,373	11.50	119
2011	6,718.23	3,359	40	6,678	12.50	534
2015	1,596.32	543	7	1,590	16.50	96
	9,696.51	4,648	56	9,641		749

COMPOSITE REMAINING LIFE AND ANNUAL ACCRUAL RATE, PERCENT .. 12.9 7.72

AQUA PENNSYLVANIA, INC.
SHENANDOAH WATER OPERATIONS

ACCOUNT 343.2 TOOLS AND WORK EQUIPMENT - GENERAL EQUIPMENT

CALCULATED REMAINING LIFE DEPRECIATION ACCRUAL
RELATED TO ORIGINAL COST AS OF DECEMBER 31, 2023

YEAR (1)	ORIGINAL COST (2)	CALCULATED ACCRUED (3)	ALLOC. BOOK RESERVE (4)	FUTURE BOOK ACCRUALS (5)	REM. LIFE (6)	ANNUAL ACCRUAL (7)
SURVIVOR CURVE.. 20-SQUARE						
2007	1,300.27	1,073	13	1,287	3.50	368
2009	7,960.73	5,772	70	7,891	5.50	1,435
2010	1,273.71	860	10	1,264	6.50	194
2011	3,000.75	1,875	23	2,978	7.50	397
2013	8,250.95	4,332	52	8,199	9.50	863
2015	3,483.98	1,481	18	3,466	11.50	301
	25,270.39	15,393	186	25,084		3,558
COMPOSITE REMAINING LIFE AND ANNUAL ACCRUAL RATE, PERCENT ..						7.1 14.08

AQUA PENNSYLVANIA, INC.
SHENANDOAH WATER OPERATIONS

ACCOUNT 346 COMMUNICATION EQUIPMENT

CALCULATED REMAINING LIFE DEPRECIATION ACCRUAL
RELATED TO ORIGINAL COST AS OF DECEMBER 31, 2023

YEAR (1)	ORIGINAL COST (2)	CALCULATED ACCRUED (3)	ALLOC. BOOK RESERVE (4)	FUTURE BOOK ACCRUALS (5)	REM. LIFE (6)	ANNUAL ACCRUAL (7)
SURVIVOR CURVE.. 15-SQUARE						
2009	3,091.18	2,988	38	3,053	0.50	3,053
2010	1,253.19	1,128	14	1,239	1.50	826
2011	1,253.19	1,044	13	1,240	2.50	496
2014	21,331.61	13,510	174	21,158	5.50	3,847
	26,929.17	18,670	239	26,690		8,222
COMPOSITE REMAINING LIFE AND ANNUAL ACCRUAL RATE, PERCENT ..						3.2 30.53

Exhibit No. 6-B, Part 2
Docket No. R-2024-3047822
Docket No. R-2024-3047824
Witness: J. J. Spanos

AQUA PENNSYLVANIA, INC.

BRYN MAWR, PENNSYLVANIA

SHENANDOAH WATER OPERATIONS

2024 DEPRECIATION STUDY

CALCULATED ANNUAL DEPRECIATION ACCRUALS

RELATED TO WATER PLANT

AS OF DECEMBER 31, 2024

Prepared by:



GANNETT FLEMING

Excellence Delivered As Promised

Exhibit No. 6-B, Part 2
Docket No. R-2024-3047822
Docket No. R-2024-3047824
Witness: J. J. Spanos

AQUA PENNSYLVANIA, INC.

Bryn Mawr, Pennsylvania

SHENANDOAH WATER OPERATIONS

2024 DEPRECIATION STUDY

CALCULATED ANNUAL DEPRECIATION ACCRUALS
RELATED TO WATER PLANT
AS OF DECEMBER 31, 2024

GANNETT FLEMING VALUATION AND RATE CONSULTANTS, LLC

Camp Hill, Pennsylvania



Gannett Fleming
Valuation and Rate Consultants, LLC

Corporate Headquarters
207 Senate Avenue
Camp Hill, PA 17011
P 717.763.7211 | F 717.763.8150

gannettfleming.com

May 10, 2024

Aqua Pennsylvania, Inc.
762 Lancaster Avenue
Bryn Mawr, PA 19010

Attention: William C. Packer
Vice President, Regulatory Accounting & Regional Controller

Ladies and Gentlemen:

Pursuant to your request, we have determined the annual depreciation accruals applicable to water plant as of December 31, 2024 for the Shenandoah Water Operations. The results of our study as of December 31, 2024, are presented in the attached report. The results of our study as of December 31, 2023, are presented in our report, "2023 Depreciation Study - Calculated Annual Depreciation Accruals Related to Water Plant as of December 31, 2023." The same methods, procedures and estimates are used in both studies.

The attached report sets forth a description of the methods and procedures upon which the studies were based, the estimates of survivor curves, and the calculated annual depreciation as of December 31, 2024.

Respectfully submitted,

GANNETT FLEMING VALUATION
AND RATE CONSULTANTS, LLC

A handwritten signature in blue ink that reads "John J. Spanos".

JOHN J. SPANOS

President

A handwritten signature in blue ink that reads "Melissa M. Howard".

MELISSA M. HOWARD

Assistant Project Manager

JJS:mle
077367.100

TABLE OF CONTENTS

PART I. INTRODUCTION	I-1
Scope	I-2
Basis of the Study	I-3
PART II. ESTIMATION OF SURVIVOR CURVES	II-1
Survivor Curves	II-2
Iowa Type Curves	II-3
Retirement Rate Method of Analysis	II-9
Schedules of Annual Transactions in Plant Records	II-10
Schedule of Plant Exposed to Retirement	II-13
Original Life Table	II-15
Smoothing the Original Survivor Curve	II-17
PART III. SERVICE LIFE CONSIDERATIONS	III-1
Judgments	III-2
PART IV. CALCULATION OF ANNUAL AND ACCRUED DEPRECIATION	IV-1
Book Reserve	IV-2
Calculation of Depreciation	IV-2
Group Depreciation Procedures	IV-2
Remaining Life Annual Accruals	IV-3
Equal Life Group Procedure	IV-4
Amortization of General Plant Accounts	IV-5
Net Salvage	IV-6
PART V. RESULTS OF THE STUDY	V-1
Description of Summary Tabulations	V-2
Description of Detailed Tabulations	V-2
Table 1. Summary of Estimated Survivor Curve, Original Cost, Book Depreciation Reserve and Calculated Annual Depreciation Accruals Related to Wastewater Plant as of December 31, 2024	V-4
Table 2. Bringforward to December 31, 2024 of Book Reserve as of December 31, 2023	V-5
Table 3. Calculation of Depreciation Accruals for the Twelve Months Ended December 31, 2024	V-6
Table 4. Amortization of Experienced and Estimated Net Salvage	V-7

TABLE OF CONTENTS, cont

PART VI. SERVICE LIFE STATISTICS..... VI-1

PART VII. DETAILED DEPRECIATION CALCULATIONS VII-1
 Cumulative Depreciated Original Cost..... VII-2
 Utility Plant in Service..... VII-4

PART VIII. EXPERIENCED AND ESTIMATED NET SALVAGE..... VIII-1

PART I. INTRODUCTION

AQUA PENNSYLVANIA, INC.

DEPRECIATION STUDY

PART I. INTRODUCTION

SCOPE

This report sets forth the results of the depreciation study for Aqua Pennsylvania, Inc. to determine the annual depreciation accrual rates and amounts applicable to the original cost of water plant as of December 31, 2024 for the Shenandoah Water Operations system. The rates and amounts are based on the straight line remaining life method of depreciation. This report also describes the concepts, methods and judgments which underlie the recommended annual depreciation accrual rates related to water plant in service as of December 31, 2024.

Part I, Introduction, contains statements with respect to the basis of the study and the development of net original cost. Part II, Estimation of Survivor Curves, presents descriptions of the considerations and methods used in the service life study. Part III, Service Life Considerations, presents the results of the average service life analysis. Part IV, Calculation of Annual and Accrued Depreciation, describes the procedures used in the calculation of group depreciation. Part V, Results of Study, presents summaries by depreciable group of annual depreciation accrual rates and amounts, as well as composite remaining lives. Part VI, Service Life Statistics presents the statistical analysis of service life estimates, Part VII, Detailed Depreciation Calculations presents the detailed tabulations of annual depreciation and Part VIII, Experienced and Estimated Net Salvage presents the cost of removal and gross salvage recorded for the period 2020-2024.

BASIS OF THE STUDY

The purpose of the depreciation study was to determine the annual depreciation accruals applicable to the original cost of water plant in service as of December 31, 2024. For most accounts, the straight line remaining life method using attained ages, the book depreciation reserve and estimated survivor curves, was the basis for the calculation of annual depreciation. For certain accounts, the annual and accrued amortization amounts were based on the age of the property and the selected amortization period.

The survivor curve estimates were based on judgment which incorporated (1) analyses of historical data related to water property for all water systems; (2) consideration of the character, use and location of the property; (3) probable future events and management plans; and (4) a general knowledge of water property lives. The use of lowa type survivor curves is a generally-accepted method of estimating average service life when the actual lives of individual property units are dispersed.

PART II. ESTIMATION OF SURVIVOR CURVES

PART II. ESTIMATION OF SURVIVOR CURVES

The calculation of annual depreciation based on the straight line method requires the estimation of survivor curves and the selection of group depreciation procedures. The estimation of survivor curves is discussed below and the development of net salvage is discussed in later sections of this report.

SURVIVOR CURVES

The use of an average service life for a property group implies that the various units in the group have different lives. Thus, the average life may be obtained by determining the separate lives of each of the units or by constructing a survivor curve by plotting the number of units which survive at successive ages.

The survivor curve graphically depicts the amount of property existing at each age throughout the life of an original group. From the survivor curve, the average life of the group, the remaining life expectancy, the probable life, and the frequency curve can be calculated. In Figure 1, a typical smooth survivor curve and the derived curves are illustrated. The average life is obtained by calculating the area under the survivor curve, from age zero to the maximum age, and dividing this area by the ordinate at age zero. The remaining life expectancy at any age can be calculated by obtaining the area under the curve, from the observation age to the maximum age, and dividing this area by the percent surviving at the observation age. For example, in Figure 1, the remaining life at age 30 is equal to the crosshatched area under the survivor curve divided by 29.5 percent surviving at age 30. The probable life at any age is developed by adding the age and remaining life. If the probable life of the property is calculated for each year of age, the probable life curve shown in the chart can be developed. The frequency curve presents the number of units retired in each age interval. It is derived by obtaining the differences between the amount of property surviving at the beginning and at the end of each interval.

This study has incorporated the use of Iowa curves developed from a retirement rate analysis of historical retirement history. A discussion of the concepts of survivor curves and of the development of survivor curves using the retirement rate method is presented below.

Iowa Type Curves

The range of survivor characteristics usually experienced by utility and industrial properties is encompassed by a system of generalized survivor curves known as the Iowa type curves. There are four families in the Iowa system, labeled in accordance with the location of the modes of the retirements (or the portion of the frequency curve with the highest level of retirements) in relationship to the average life and the relative height of the modes. The left moded curves, presented in Figure 2, are those in which the greatest frequency of retirement occurs to the left of, or prior to, average service life. The symmetrical moded curves, presented in Figure 3, are those in which the greatest frequency of retirement occurs at average service life. The right moded curves, presented in Figure 4, are those in which the greatest frequency occurs to the right of, or after, average service life. The origin moded curves, presented in Figure 5, are those in which the greatest frequency of retirement occurs at the origin, or immediately after age zero. The letter designation of each family of curves (L, S, R or O) represents the location of the mode of the associated frequency curve with respect to the average service life. The numbers represent the relative heights of the modes of the frequency curves within each family. A higher number designates a higher mode curve.

The Iowa curves were developed at the Iowa State College Engineering Experiment Station through an extensive process of observation and classification of the ages at which industrial property had been retired. A report of the study which resulted in the classification of property survivor characteristics into 18 type curves, which constitute three of the four families, was published in 1935 in the form of the Experiment Station's Bulletin 125.

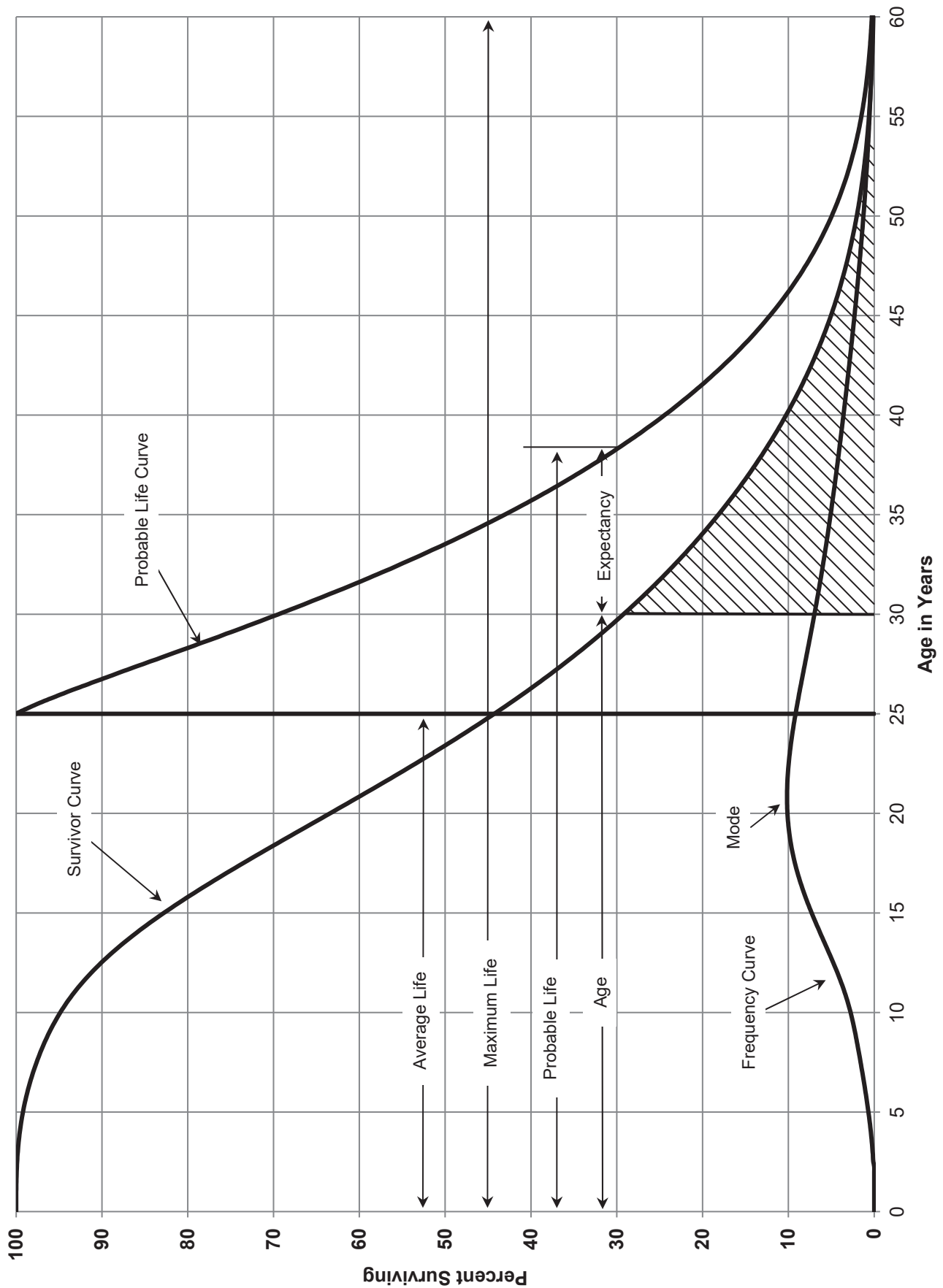


FIGURE 1. TYPICAL SURVIVOR CURVE AND DERIVED CURVES

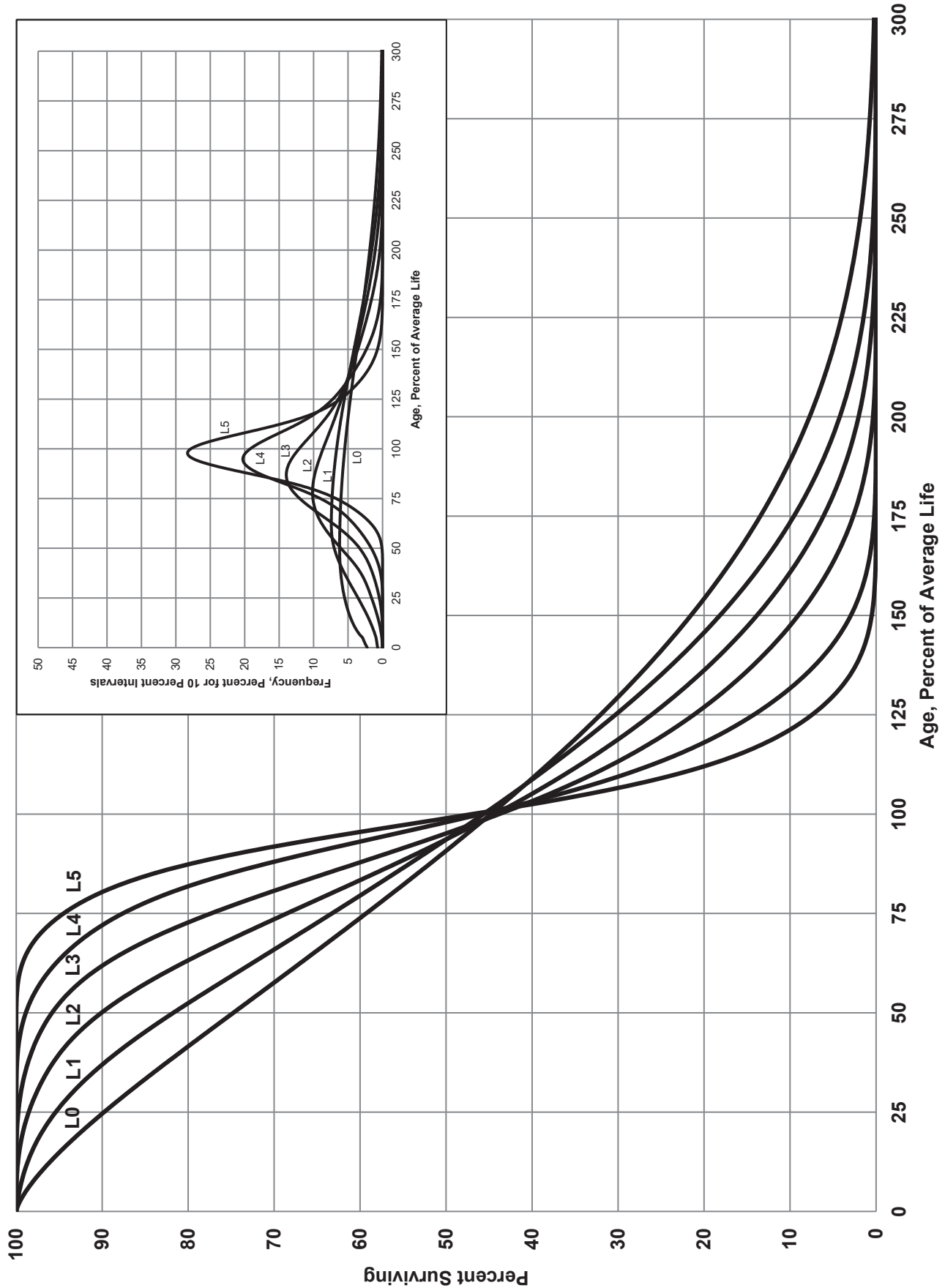


FIGURE 2. LEFT MODAL OR "L" IOWA TYPE SURVIVOR CURVES

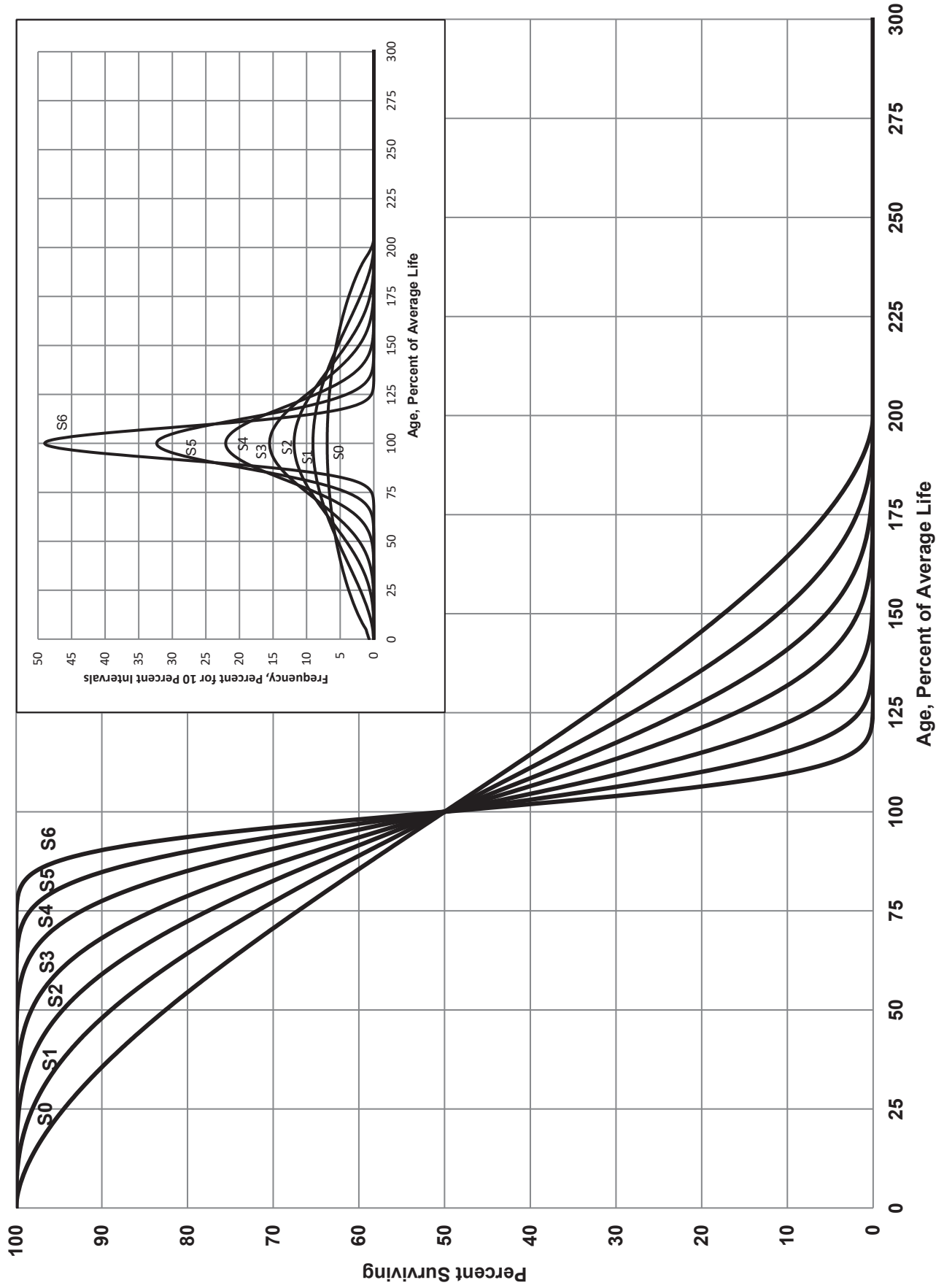


FIGURE 3. SYMMETRICAL OR "S" IOWA TYPE SURVIVOR CURVES

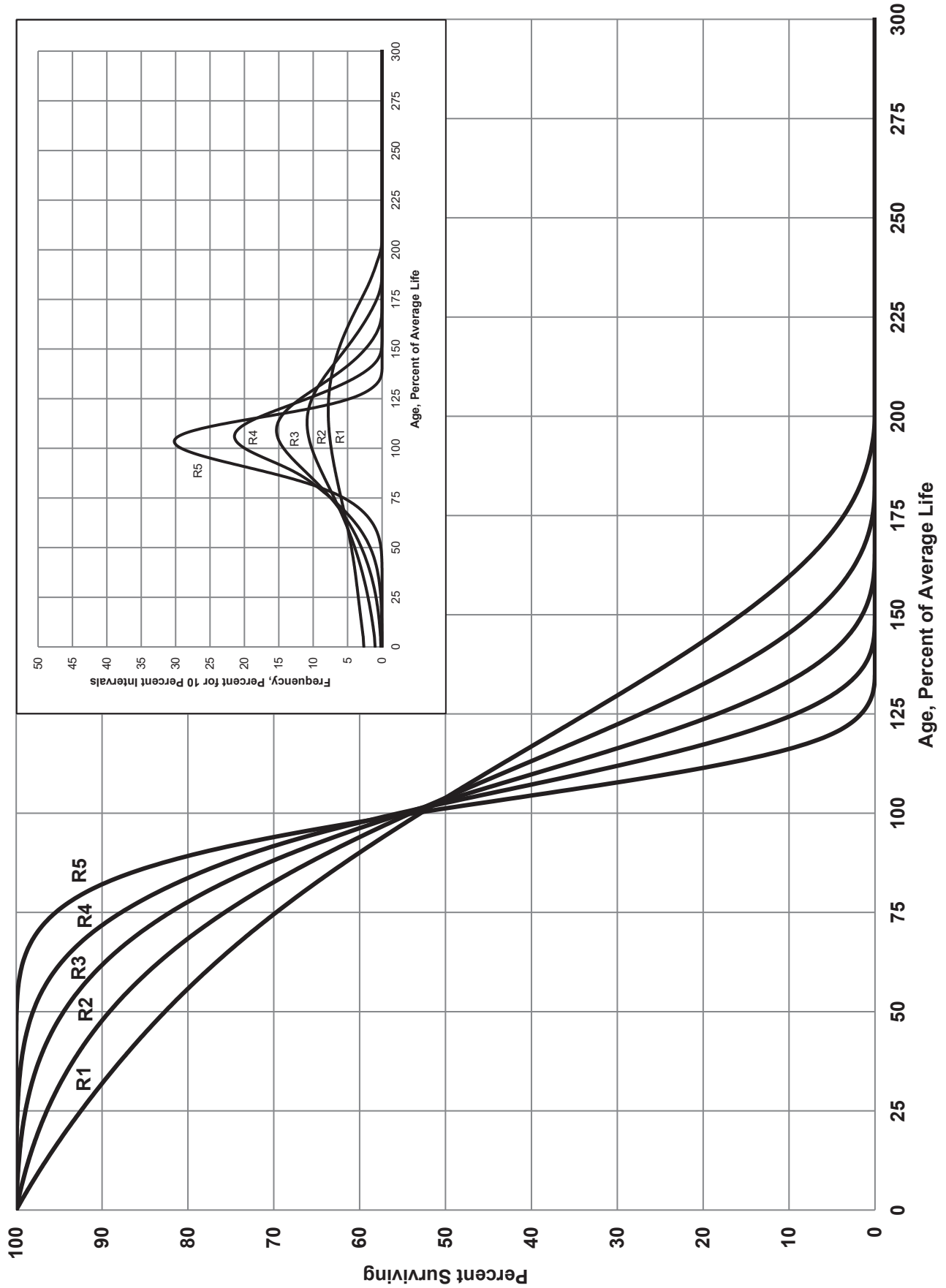


FIGURE 4. RIGHT MODAL OR "R" IOWA TYPE SURVIVOR CURVES

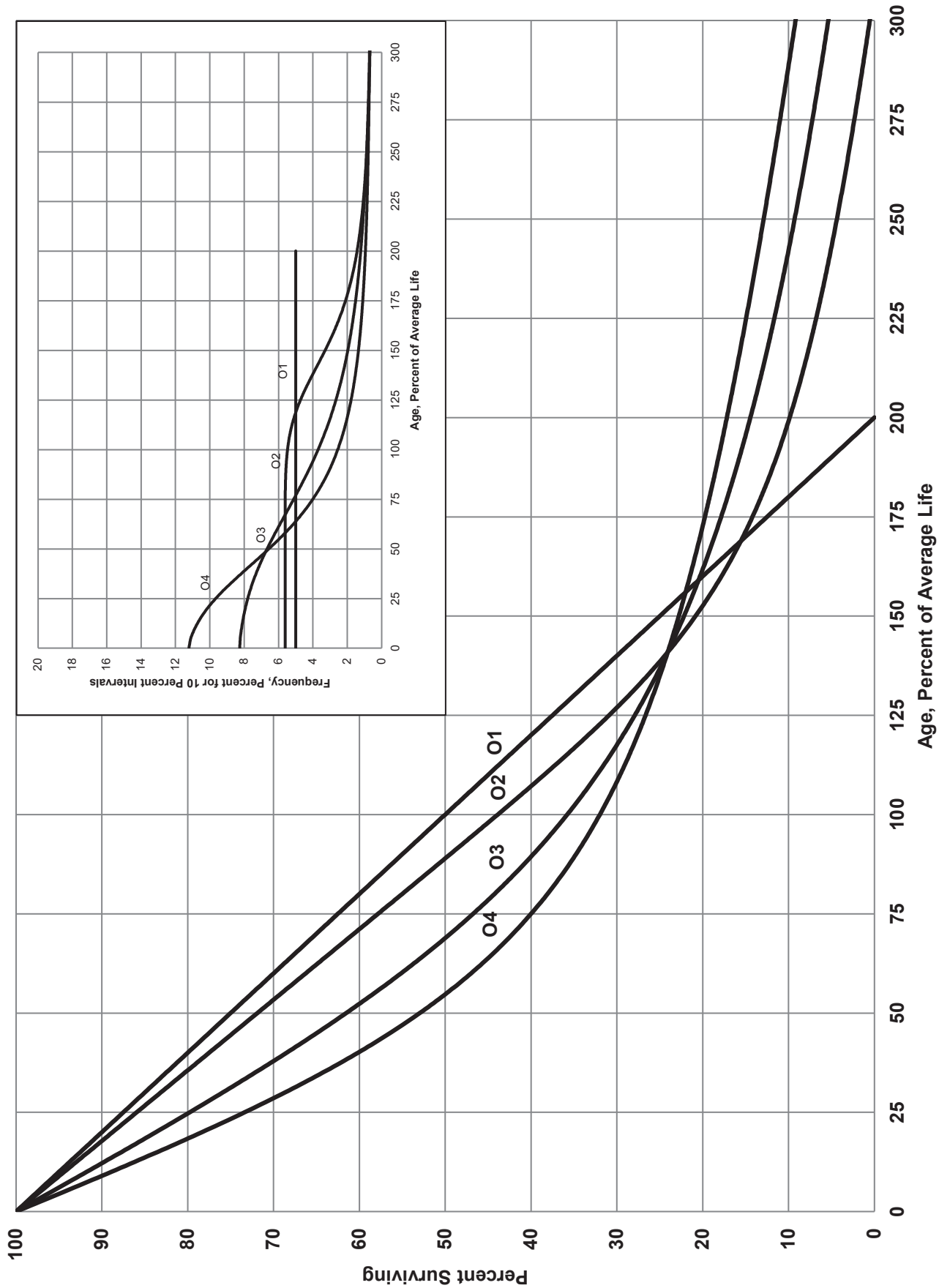


FIGURE 5. ORIGIN MODAL OR "O" IOWA TYPE SURVIVOR CURVES

These curve types have also been presented in subsequent Experiment Station bulletins and in the text, "Engineering Valuation and Depreciation."¹ In 1957, Frank V. B. Couch, Jr., an Iowa State College graduate student, submitted a thesis presenting his development of the fourth family consisting of the four O type survivor curves.

Retirement Rate Method of Analysis

The retirement rate method is an actuarial method of deriving survivor curves using the average rates at which property of each age group is retired. The method relates to property groups for which aged accounting experience is available and is the method used to develop the original stub survivor curves in this study. The method (also known as the annual rate method) is illustrated through the use of an example in the following text and is also explained in several publications including "Statistical Analyses of Industrial Property Retirements,"² "Engineering Valuation and Depreciation,"³ and "Depreciation Systems."⁴

The average rate of retirement used in the calculation of the percent surviving for the survivor curve (life table) requires two sets of data: first, the property retired during a period of observation, identified by the property's age at retirement; and second, the property exposed to retirement at the beginning of the age intervals during the same period. The period of observation is referred to as the experience band. The band of years which represent the installation dates of the property exposed to retirement during the experience band is referred to as the placement band. An example of the calculations used in the development of a life table follows. The example includes schedules of annual aged property transactions, a schedule of plant exposed to retirement, a life table and illustrations of smoothing the stub survivor curve.

¹Marston, Anson, Robley Winfrey and Jean C. Hempstead. Engineering Valuation and Depreciation, 2nd Edition. New York, McGraw-Hill Book Company. 1953.

²Winfrey, Robley, Statistical Analyses of Industrial Property Retirements. Iowa State College, Engineering Experiment Station, Bulletin 125. 1935.

³Marston, Anson, Robley Winfrey, and Jean C. Hempstead, Supra Note 1.

⁴Wolf, Frank K. and W. Chester Fitch. Depreciation Systems. Iowa State University Press. 1994.

Schedules of Annual Transactions in Plant Records

The property group used to illustrate the retirement rate method is observed for the experience band 2014-2023 for which there were placements during the years 2009-2023. In order to illustrate the summation of the aged data by age interval, the data were compiled in the manner presented in Schedules 1 and 2 on pages II-11 and II-12. In Schedule 1, the year of installation (year placed) and the year of retirement are shown. The age interval during which a retirement occurred is determined from this information. In the example which follows, \$10,000 of the dollars invested in 2009 were retired in 2014. The \$10,000 retirement occurred during the age interval between 4½ and 5½ years on the basis that approximately one-half of the amount of property was installed prior to and subsequent to July 1 of each year. That is, on the average, property installed during a year is placed in service at the midpoint of the year for the purpose of the analysis. All retirements also are stated as occurring at the midpoint of a one-year age interval of time, except the first age interval which encompasses only one-half year.

The total retirements occurring in each age interval in a band are determined by summing the amounts for each transaction year-installation year combination for that age interval. For example, the total of \$143,000 retired for age interval 4½-5½ is the sum of the retirements entered on Schedule 1 immediately above the stair step line drawn on the table beginning with the 2014 retirements of 2009 installations and ending with the 2023 retirements of the 2018 installations. Thus, the total amount of 143 for age interval 4½-5½ equals the sum of:

$$10 + 12 + 13 + 11 + 13 + 13 + 15 + 17 + 19 + 20.$$

SCHEDULE 1. RETIREMENTS FOR EACH YEAR 2014-2023
SUMMARIZED BY AGE INTERVAL

Year Placed (1)	Retirements, Thousands of Dollars											Total During Age Interval (12)	Age Interval (13)
	2014 (2)	2015 (3)	2016 (4)	2017 (5)	2018 (6)	2019 (7)	2020 (8)	2021 (9)	2022 (10)	2023 (11)			
2009	10	11	12	13	14	16	23	24	25	26	26	26	13½-14½
2010	11	12	13	15	16	18	20	21	22	19	19	44	12½-13½
2011	11	12	13	14	16	17	19	21	22	18	64	11½-12½	
2012	8	9	10	11	11	13	14	15	16	17	83	10½-11½	
2013	9	10	11	12	13	14	16	17	19	20	93	9½-10½	
2014	4	9	10	11	12	13	14	15	16	20	105	8½-9½	
2015		5	11	12	13	14	15	16	18	20	113	7½-8½	
2016			6	12	13	15	16	17	19	19	124	6½-7½	
2017				6	13	15	16	17	19	19	131	5½-6½	
2018					13	15	16	17	19	20	143	4½-5½	
2019					7	14	18	20	22	23	146	3½-4½	
2020						8	9	20	22	25	150	2½-3½	
2021								11	23	25	151	1½-2½	
2022									11	24	153	½-1½	
2023										13	80	0-½	
Total	53	68	86	106	128	157	196	231	273	308	1,606		

Experience Band 2014-2023

Placement Band 2009-2023

SCHEDULE 2. OTHER TRANSACTIONS FOR EACH YEAR 2014-2023
SUMMARIZED BY AGE INTERVAL

Year Placed (1)	Acquisitions, Transfers and Sales, Thousands of Dollars													Total During Age Interval (12)	Age Interval (13)
	Placement Band 2009-2023														
	During Year														
	2014 (2)	2015 (3)	2016 (4)	2017 (5)	2018 (6)	2019 (7)	2020 (8)	2021 (9)	2022 (10)	2023 (11)					
2009	-	-	-	-	-	-	60 ^a	-	-	-	-	-	-	13½-14½	
2010	-	-	-	-	-	-	-	-	-	-	-	-	-	12½-13½	
2011	-	-	-	-	-	-	-	-	-	-	-	-	-	11½-12½	
2012	-	-	-	-	-	-	-	(5) ^b	-	-	60	-	-	10½-11½	
2013	-	-	-	-	-	-	-	6 ^a	-	-	-	-	-	9½-10½	
2014	-	-	-	-	-	-	-	-	-	-	(5)	-	-	8½-9½	
2015	-	-	-	-	-	-	-	-	-	-	6	-	-	7½-8½	
2016	-	-	-	-	-	-	-	-	-	-	-	-	-	6½-7½	
2017	-	-	-	-	-	-	-	(12) ^b	-	-	-	-	-	5½-6½	
2018	-	-	-	-	-	-	-	-	22 ^a	-	-	-	-	4½-5½	
2019	-	-	-	-	-	-	-	(19) ^b	-	-	10	-	-	3½-4½	
2020	-	-	-	-	-	-	-	-	-	-	-	-	-	2½-3½	
2021	-	-	-	-	-	-	-	-	-	(102) ^c	-	-	-	1½-2½	
2022	-	-	-	-	-	-	-	-	-	-	-	-	-	½-1½	
2023	-	-	-	-	-	-	-	-	-	-	-	-	-	0-½	
Total	-	-	-	-	-	-	60	(30)	22	(102)	(50)	-	-		

^a Transfer Affecting Exposures at Beginning of Year
^b Transfer Affecting Exposures at End of Year
^c Sale with Continued Use
 Parentheses Denote Credit Amount.

In Schedule 2, other transactions which affect the group are recorded in a similar manner. The entries illustrated include transfers and sales. The entries which are credits to the plant account are shown in parentheses. The items recorded on this schedule are not totaled with the retirements, but are used in developing the exposures at the beginning of each age interval.

Schedule of Plant Exposed to Retirement

The development of the amount of plant exposed to retirement at the beginning of each age interval is illustrated in Schedule 3 on page II-14. The surviving plant at the beginning of each year from 2014 through 2023 is recorded by year in the portion of the table headed "Annual Survivors at the Beginning of the Year." The last amount entered in each column is the amount of new plant added to the group during the year. The amounts entered in Schedule 3 for each successive year following the beginning balance or addition are obtained by adding or subtracting the net entries shown on Schedules 1 and 2. For the purpose of determining the plant exposed to retirement, transfers-in are considered as being exposed to retirement in this group at the beginning of the year in which they occurred, and the sales and transfers-out are considered to be removed from the plant exposed to retirement at the beginning of the following year. Thus, the amounts of plant shown at the beginning of each year are the amounts of plant from each placement year considered to be exposed to retirement at the beginning of each successive transaction year. For example, the exposures for the installation year 2019 are calculated in the following manner:

Exposures at age 0	= amount of addition	= \$750,000
Exposures at age ½	= \$750,000 - \$ 8,000	= \$742,000
Exposures at age 1½	= \$742,000 - \$18,000	= \$724,000
Exposures at age 2½	= \$724,000 - \$20,000 - \$19,000	= \$685,000
Exposures at age 3½	= \$685,000 - \$22,000	= \$663,000

SCHEDULE 3. PLANT EXPOSED TO RETIREMENT
 JANUARY 1 OF EACH YEAR 2014-2023
 SUMMARIZED BY AGE INTERVAL

Year Placed	Exposures, Thousands of Dollars											Total at	
	Annual Survivors at the Beginning of the Year											Beginning of	
	2014 (1)	2015 (2)	2016 (3)	2017 (4)	2018 (5)	2019 (6)	2020 (7)	2021 (8)	2022 (9)	2023 (10)	2023 (11)	Age Interval (12)	Age Interval (13)
2009	255	245	234	222	209	195	239	216	192	167	167	13½-14½	
2010	279	268	256	243	228	212	194	174	153	131	323	12½-13½	
2011	307	296	284	271	257	241	224	205	184	162	531	11½-12½	
2012	338	330	321	311	300	289	276	262	242	226	823	10½-11½	
2013	376	367	357	346	334	321	307	297	280	261	1,097	9½-10½	
2014	420 ^a	416	407	397	386	374	361	347	332	316	1,503	8½-9½	
2015		460 ^a	455	444	432	419	405	390	374	356	1,952	7½-8½	
2016			510 ^a	504	492	479	464	448	431	412	2,463	6½-7½	
2017				580 ^a	574	561	546	530	501	482	3,057	5½-6½	
2018					660 ^a	653	639	623	628	609	3,789	4½-5½	
2019						750 ^a	742	724	685	663	4,332	3½-4½	
2020							850 ^a	841	821	799	4,955	2½-3½	
2021								960 ^a	949	926	5,719	1½-2½	
2022									1,080 ^a	1,069	6,579	½-1½	
2023										1,220 ^a	7,490	0-½	
Total	1,975	2,382	2,824	3,318	3,872	4,494	5,247	6,017	6,852	7,799	44,780		

^aAdditions during the year

For the entire experience band 2014-2023, the total exposures at the beginning of an age interval are obtained by summing diagonally in a manner similar to the summing of the retirements during an age interval (Schedule 1). For example, the figure of 3,789, shown as the total exposures at the beginning of age interval 4½-5½, is obtained by summing:

$$255 + 268 + 284 + 311 + 334 + 374 + 405 + 448 + 501 + 609.$$

Original Life Table

The original life table, illustrated in Schedule 4 on page II-16, is developed from the totals shown on the schedules of retirements and exposures, Schedules 1 and 3, respectively. The exposures at the beginning of the age interval are obtained from the corresponding age interval of the exposure schedule, and the retirements during the age interval are obtained from the corresponding age interval of the retirement schedule. The retirement ratio is the result of dividing the retirements during the age interval by the exposures at the beginning of the age interval. The percent surviving at the beginning of each age interval is derived from survivor ratios, each of which equals one minus the retirement ratio. The percent surviving is developed by starting with 100% at age zero and successively multiplying the percent surviving at the beginning of each interval by the survivor ratio, i.e., one minus the retirement ratio for that age interval. The calculations necessary to determine the percent surviving at age 5½ are as follows:

Percent surviving at age 4½	=	88.15	
Exposures at age 4½	=	3,789,000	
Retirements from age 4½ to 5½	=	143,000	
Retirement Ratio	=	143,000 ÷ 3,789,000	= 0.0377
Survivor Ratio	=	1.000 - 0.0377	= 0.9623
Percent surviving at age 5½	=	(88.15) x (0.9623)	= 84.83

The totals of the exposures and retirements (columns 2 and 3) are shown for the purpose of checking with the respective totals in Schedules 1 and 3. The ratio of the total retirements to the total exposures, other than for each age interval, is meaningless.

SCHEDULE 4. ORIGINAL LIFE TABLE
CALCULATED BY THE RETIREMENT RATE METHOD

Experience Band 2014-2023

Placement Band 2009-2023

(Exposure and Retirement Amounts are in Thousands of Dollars)

Age at Beginning of Interval	Exposures at Beginning of Age Interval	Retirements During Age Interval	Retirement Ratio	Survivor Ratio	Percent Surviving at Beginning of Age Interval
(1)	(2)	(3)	(4)	(5)	(6)
0.0	7,490	80	0.0107	0.9893	100.00
0.5	6,579	153	0.0233	0.9767	98.93
1.5	5,719	151	0.0264	0.9736	96.62
2.5	4,955	150	0.0303	0.9697	94.07
3.5	4,332	146	0.0337	0.9663	91.22
4.5	3,789	143	0.0377	0.9623	88.15
5.5	3,057	131	0.0429	0.9571	84.83
6.5	2,463	124	0.0503	0.9497	81.19
7.5	1,952	113	0.0579	0.9421	77.11
8.5	1,503	105	0.0699	0.9301	72.65
9.5	1,097	93	0.0848	0.9152	67.57
10.5	823	83	0.1009	0.8991	61.84
11.5	531	64	0.1205	0.8795	55.60
12.5	323	44	0.1362	0.8638	48.90
13.5	<u>167</u>	<u>26</u>	0.1557	0.8443	42.24
					35.66
Total	<u>44,780</u>	<u>1,606</u>			

Column 2 from Schedule 3, Column 12, Plant Exposed to Retirement.

Column 3 from Schedule 1, Column 12, Retirements for Each Year.

Column 4 = Column 3 Divided by Column 2.

Column 5 = 1.0000 Minus Column 4.

Column 6 = Column 5 Multiplied by Column 6 as of the Preceding Age Interval.

The original survivor curve is plotted from the original life table (column 6, Schedule 4). When the curve terminates at a percent surviving greater than zero, it is called a stub survivor curve. Survivor curves developed from retirement rate studies generally are stub curves.

Smoothing the Original Survivor Curve

The smoothing of the original survivor curve eliminates any irregularities and serves as the basis for the preliminary extrapolation to zero percent surviving of the original stub curve. Even if the original survivor curve is complete from 100% to zero percent, it is desirable to eliminate any irregularities, as there is still an extrapolation for the vintages which have not yet lived to the age at which the curve reaches zero percent. In this study, the smoothing of the original curve with established type curves was used to eliminate irregularities in the original curve.

The Iowa type curves are used in this study to smooth those original stub curves which are expressed as percents surviving at ages in years. Each original survivor curve was compared to the Iowa curves using visual and mathematical matching in order to determine the better fitting smooth curves. In Figures 6, 7, and 8, the original curve developed in Schedule 4 is compared with the L, S, and R Iowa type curves which most nearly fit the original survivor curve. In Figure 6, the L1 curve with an average life between 12 and 13 years appears to be the best fit. In Figure 7, the S0 type curve with a 12-year average life appears to be the best fit and appears to be better than the L1 fitting. In Figure 8, the R1 type curve with a 12-year average life appears to be the best fit and appears to be better than either the L1 or the S0.

In Figure 9, the three fittings, 12-L1, 12-S0 and 12-R1 are drawn for comparison purposes. It is probable that the 12-R1 Iowa curve would be selected as the most representative of the plotted survivor characteristics of the group.

FIGURE 6. ILLUSTRATION OF THE MATCHING OF AN ORIGINAL SURVIVOR CURVE WITH AN L1 IOWA TYPE CURVE ORIGINAL AND SMOOTH SURVIVOR CURVES

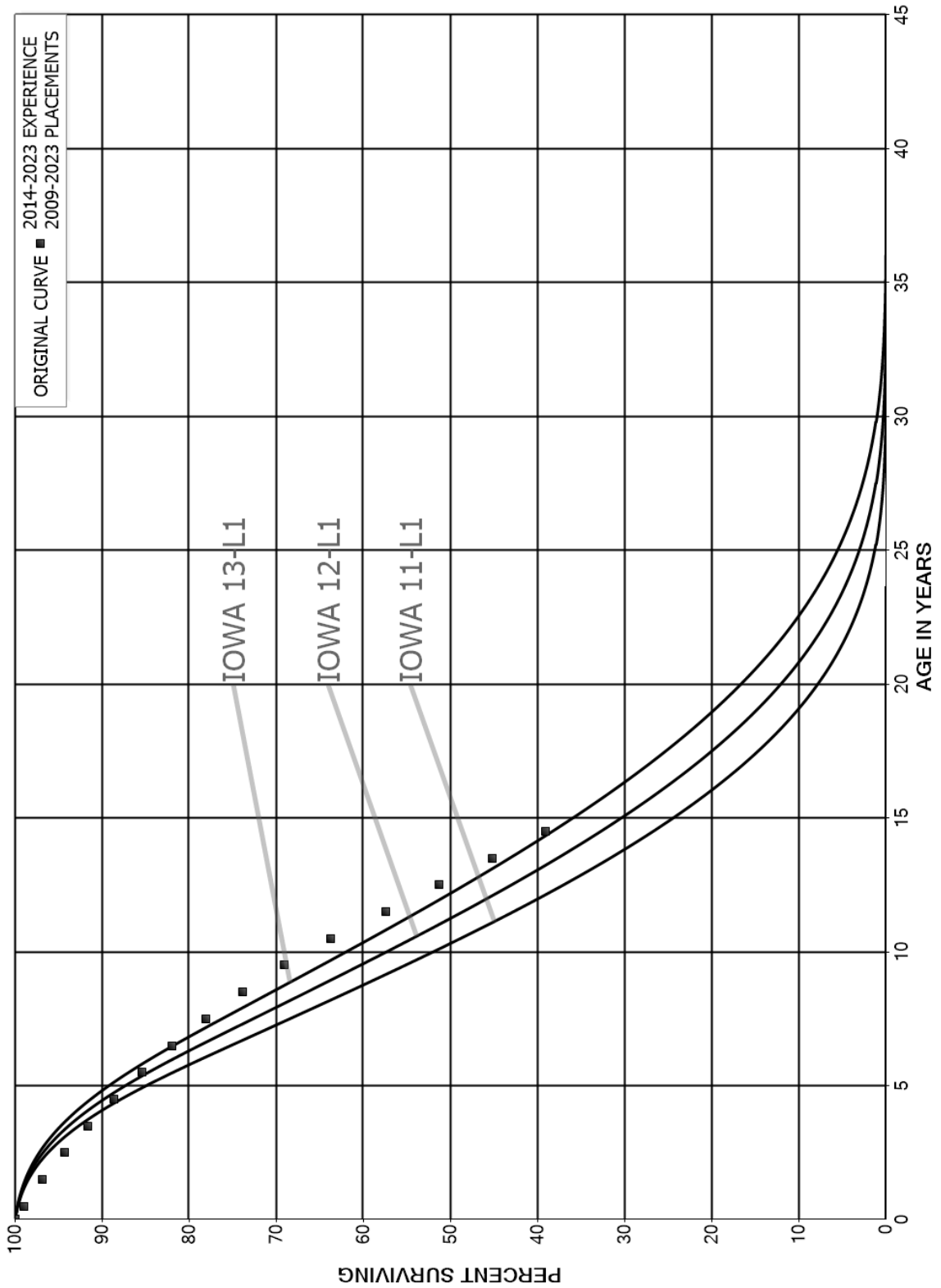


FIGURE 7. ILLUSTRATION OF THE MATCHING OF AN ORIGINAL SURVIVOR CURVE WITH AN S0 IOWA TYPE CURVE ORIGINAL AND SMOOTH SURVIVOR CURVES

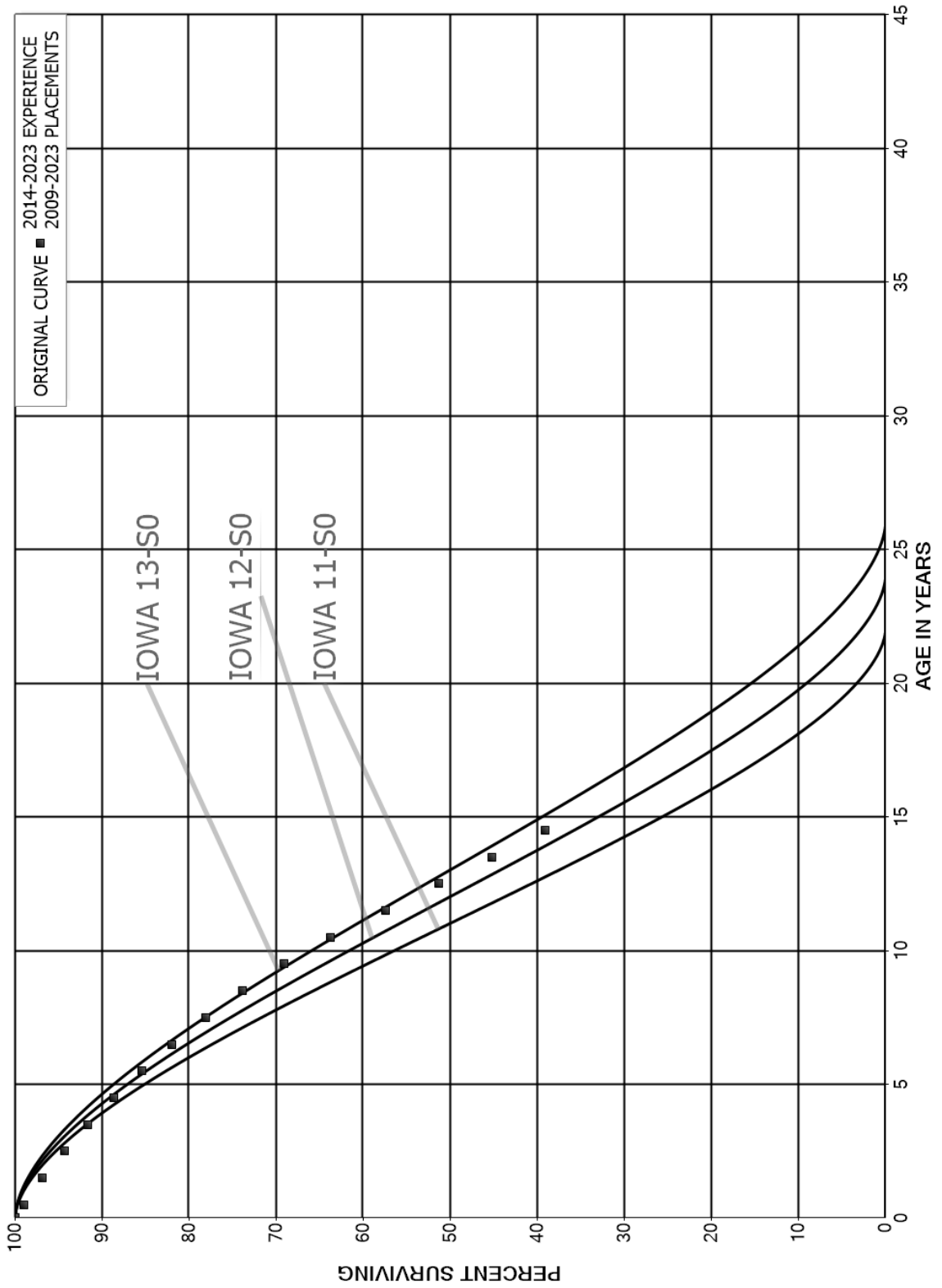


FIGURE 8. ILLUSTRATION OF THE MATCHING OF AN ORIGINAL SURVIVOR CURVE WITH AN R1 IOWA TYPE CURVE ORIGINAL AND SMOOTH SURVIVOR CURVES

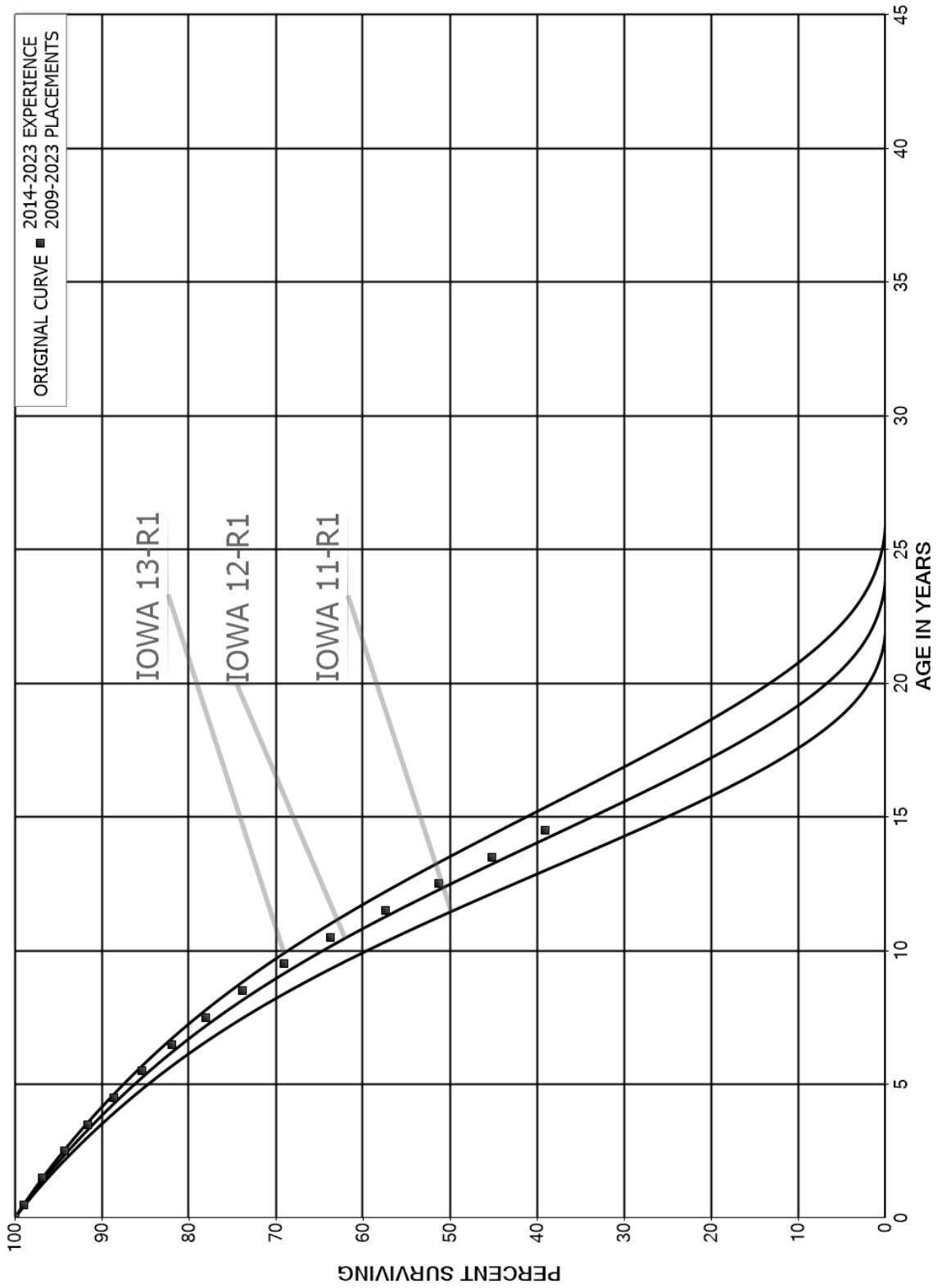
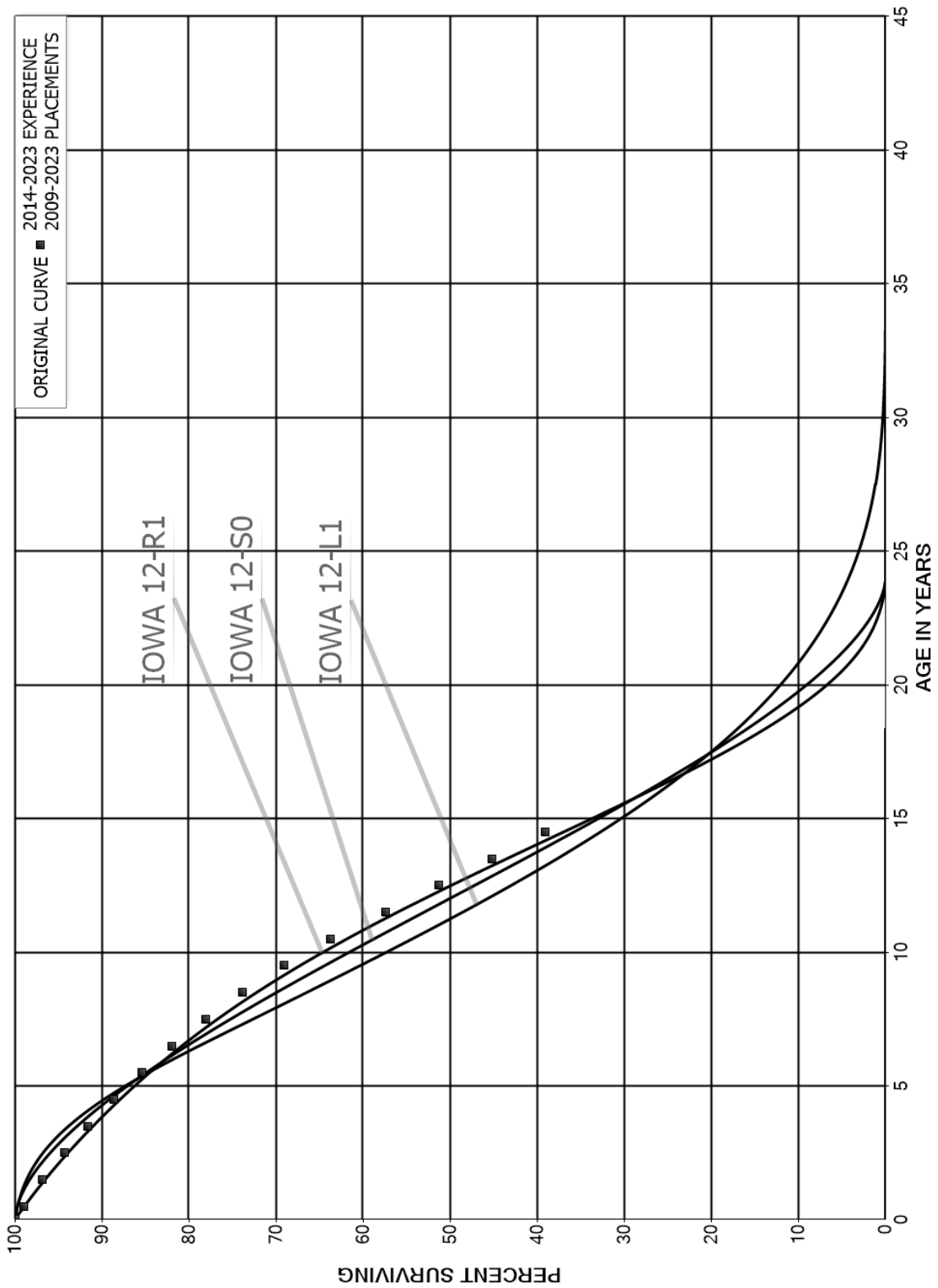


FIGURE 9. ILLUSTRATION OF THE MATCHING OF AN ORIGINAL SURVIVOR CURVE WITH AN I1, S0 AND R1 IOWA TYPE CURVE ORIGINAL AND SMOOTH SURVIVOR CURVES



PART III. SERVICE LIFE CONSIDERATIONS

PART III. SERVICE LIFE CONSIDERATIONS

Judgments

The survivor curve estimates were based on judgment which considered factors including statistical analyses of retirements, Company policies and outlook as determined during discussions with management, and survivor curve estimates from previous studies of the other Aqua Pennsylvania water systems. For depreciable groups which consist of numerous similar items of property, the distribution of the lives of the units in the group was judged on the basis of an average survival pattern for the entire group.

The amortization periods selected for general plant Accounts, 340.00, 343.00 and 346.00 are discussed in the section, "Amortization of General Plant Accounts."

**PART IV. CALCULATION OF ANNUAL AND
ACCRUED DEPRECIATION**

PART IV. CALCULATION OF ANNUAL AND ACCRUED DEPRECIATION

BOOK RESERVE

The book reserve as of December 31, 2023, is the result of a bringforward of the book reserves established by the Commission for the Shenandoah water operations at the time of acquisition. The projected book reserve as of December 31, 2024, is a bringforward of the December 31, 2023 book reserve based on projected accruals, retirements, cost of removal, gross salvage and other credits.

CALCULATION OF DEPRECIATION

The annual depreciation accruals as of December 31, 2024, are based on the straight line remaining life method and the equal life group procedure. For the purpose of calculating the remaining life accruals as of December 31, 2024, the book reserve is allocated among vintages in proportion to the calculated accrued depreciation as of December 31, 2024.

Group Depreciation Procedures

A group procedure for depreciation is appropriate when considering more than a single item of property. Normally, the items within a group do not have identical service lives but have lives that are dispersed over a range of time.

In the average service life procedure, the rate of annual depreciation is based on the average life or average remaining life of the group, and this rate is applied to the surviving balances of the group's cost. A characteristic of this procedure is that the cost of plant retired prior to average life is not fully recouped at the time of retirement, whereas

the cost of plant retired subsequent to average life is more than fully recouped. Over the entire life cycle, the portion of cost not recouped prior to average life is balanced by the cost recouped subsequent to average life.

In the equal life group procedure, the property group is subdivided according to service life. That is, each equal life group includes that portion of the property which experiences the life of that specific group. The relative size of each equal life group is determined from the property's life dispersion curve. This procedure eliminates the need to base depreciation on average lives, inasmuch as each group is equivalent to a unit having a single life. The full costs of short-lived units are accrued during their lives, leaving no deferral of accruals required to be added to the annual costs associated with long-lived units. The calculated depreciation for the property group is the summation of the calculated depreciation based on the service life of each equal life group.

Remaining Life Annual Accruals

For the purpose of calculating remaining life accrual rates as of December 31, 2024, the estimated book depreciation reserve for each plant account is allocated among vintages in proportion to the calculated accrued depreciation for the account. Explanations of remaining life accruals and calculated accrued depreciation based on the equal life group procedure follow. The detailed calculations are set forth in the Results of Study section of the report.

Equal Life Group Procedure

In the equal life group procedure, the remaining life annual accrual for each vintage is determined by dividing future book accruals (original cost less book reserve) by the composite remaining life for the surviving original cost of that vintage. The composite remaining life is derived by compositing the individual equal life group remaining lives in accordance with the following equation:

$$\text{Composite Remaining Life} = \frac{\sum \left(\frac{\text{Book Cost}}{\text{Life}} \times \text{Remaining Life} \right)}{\sum \frac{\text{Book Cost}}{\text{Life}}}$$

The book costs and lives of the several equal life groups which are summed in the foregoing equation are defined by the estimated survivor curve.

Inasmuch as book cost divided by life equals the whole life annual accrual, the foregoing equation reduces to the following form:

$$\text{Composite Remaining Life} = \frac{\sum \text{Whole Life Future Accruals}}{\sum \text{Whole Life Annual Accruals}}$$

or

$$\text{Composite Remaining Life} = \frac{\sum \text{Book Cost} - \text{Calc. Reserve}}{\sum \text{Whole Life Annual Accrual}}$$

The annual accrual rate for each account is equal to the sum of the remaining life annual accruals for all vintages divided by the account's total original cost. The account's "composite remaining life" is calculated by dividing the sum of the future book accruals for all vintages by the sum of the remaining life annual accruals for all vintages.

The calculated accrued depreciation in the equal life group procedure also represents that portion of depreciable cost which will not be allocated to expense through future accruals. However, the calculation is based at the equal life group level rather than the vintage group level and does not require the use of averages. The equal life group accrued depreciation ratio is calculated as follows:

$$Ratio = 1 - \left(\frac{Remaining\ Life}{Service\ Life} \right)$$

Inasmuch as service life minus remaining life equals age, when averages are not employed, the foregoing equation reduces to:

$$Ratio = \left(\frac{Age}{Service\ Life} \right)$$

AMORTIZATION OF GENERAL PLANT ACCOUNTS

In order to use a more efficient and cost effective accounting process for equipment recorded in general plant Accounts 340.00, 343.00 and 346.00; amounts capitalized in these accounts are amortized rather than depreciated. Amortization as defined in the Uniform System of Accounts is the gradual extinguishment of an amount in an account by distributing such amount over a fixed period, over the life of the asset or liability to which it applies, or over the period during which it is anticipated the benefit will be realized.

The primary reasons for the amortization of certain general plant accounts is that the effort required to unitize additions, periodically inventory equipment and determine amounts to be retired for equipment recorded in these accounts is disproportionate to the original cost of the equipment when compared to other wastewater plant accounts.

Accounting for such equipment using an amortization concept consists of capitalization of amounts to these accounts based on the same criteria as used previously

under depreciation accounting, amortization of the asset over a fixed period, retirement of the equipment at the end of the amortization period and recognition of any net salvage related to disposition of equipment in these accounts as a gain or loss. For equipment in these accounts that was placed in service prior to implementation of amortization accounting, the net book value by vintage amortized over the remaining amortization period specified for each account and the original cost will be retired at the end of this period.

The amortization periods selected for each account or subaccount are based on a review of the existing depreciation rates for the accounts, typical service lives used for each type of equipment and a consideration of the period during which it is anticipated that most of the benefit of the equipment will be realized. The amortization periods are as follows:

<u>Account Number</u>	<u>Description</u>	<u>Amortization Period, Years</u>
343	Tools, Shop and Garage Equipment	
	Shop Equipment	25
	Tools and Work	20
346	Communication Equipment	15

NET SALVAGE

Experienced net salvage is incorporated in the results of the study as it was reported on the Company's books and records for the period January 1, 2020 through December 31, 2023 and estimated for the period January 1, 2024 through December 31, 2024. The calculation of the amortization is shown in Table 4 on page V-7. The amounts

of gross salvage and removal cost by account for each year are set forth in the section beginning on page VIII-2.

Net salvage is presented in this manner to determine the amount of net salvage to be amortized to the cost of service for ratemaking purposes. In order to be consistent with this manner of recognizing net salvage, no adjustments for net salvage were made to the annual depreciation calculated for the individual accounts.

PART V. RESULTS OF STUDY

PART V. RESULTS OF STUDY

DESCRIPTION OF SUMMARY TABULATIONS

Table 1 summarizes the results of the depreciation study which sets forth, by depreciable group, the estimated survivor curve, calculated annual accruals and book reserve related to net original cost and the annual amortization of net salvage. Table 2 presents the bringforward to December 31, 2024 of the book reserve as of December 31, 2023. Table 3 sets forth the calculation of estimated depreciation accruals for the twelve months ended December 31, 2024. Table 4 presents the amortization of experienced and estimated net salvage, by account, based on the five-year period, 2020-2024. The total amortization amount is incorporated in the total annual accrual in Table 1.

DESCRIPTION OF DETAILED TABULATIONS

Supporting statistical data for the estimates of average service lives and survivor curves, the annual depreciation calculations, and gross salvage and cost of removal for the years 2020-2024 are presented in three sections.

The section beginning on page VI-2 sets forth, for each depreciable group analyzed by the retirement rate method, a chart depicting the original and estimated survivor curves followed by a tabular presentation of the original life table plotted on the chart. A cumulative summary, by year installed, for utility plant and the supporting data for the original cost depreciation calculations are presented in the section beginning on page VII-3. The tabulations of experienced and estimated net salvage, by year and account for the five-year period 2020-2024, are presented in the section beginning on page VIII-2.

In the first section, the survivor curves estimated for the depreciable groups are shown as dark smooth curves on the charts. Each smooth survivor curve is denoted by a numeral followed by the type curve designation. The numeral used is the average life derived from the entire curve from 100 percent to zero percent surviving. In cases where only a segment of the estimated curve is used in the depreciation calculation, the numeral used for identification purposes is not a designation of the average life of the group. The titles of the charts indicate the group, the symbol used to plot the points of the original life table, and the experience and placement bands of the life tables which were plotted. The experience band indicates the range of years for which the retirements were used to develop the stub survivor curve. The placements indicate, for the related experience band, the range of years of installations which appear in the experience.

The tables of the calculated annual depreciation related to original cost are presented in account sequence in the second section and indicate the estimated average survivor curves used in the calculations. The tables set forth, for each installation year, the original cost, calculated accrued depreciation, allocated book reserve, remaining life expectancy, and the calculated annual accrual.

Detailed tabulations setting forth the cost of removal, gross salvage and net salvage amounts, by account and year, are presented in the third section. The net salvage amounts, by account and year, are carried forward to Table 4, which presents the five-year amortization of net salvage.

AQUA PENNSYLVANIA, INC.
SHENANDOAH WATER OPERATIONS

TABLE 1. SUMMARY OF ESTIMATED SURVIVOR CURVE, ORIGINAL COST, BOOK DEPRECIATION RESERVE
AND CALCULATED ANNUAL DEPRECIATION ACCRUALS RELATED TO WATER PLANT AS OF DECEMBER 31, 2024

ACCOUNT (1)	SURVIVOR CURVE (2)	ORIGINAL COST AS OF DECEMBER 31, 2024 (3)	BOOK DEPRECIATION RESERVE (4)	FUTURE ACCRUALS (5)	CALCULATED ANNUAL ACCRUAL AMOUNT (6)	PERCENT (7)=(6)/(3)	COMPOSITE REMAINING LIFE (8)=(5)/(6)
INTANGIBLE PLANT							
301	ORGANIZATION	517,932.18					
NONDEPRECIABLE PLANT							
303.2	POWER AND PUMPING LAND	17.00					
303.3	PURIFICATION LAND	22,000.00					
303.4	TRANSMISSION AND DISTRIBUTION - LAND AND LAND RIGHTS	22,663.00					
TOTAL NONDEPRECIABLE PLANT		44,680.00					
DEPRECIABLE PLANT							
304.3	PURIFICATION BUILDINGS	5,100,476.34	234,904	4,865,573	223,855	4.39	21.7
304.63	MISCELLANEOUS STRUCTURES AND IMPROVEMENTS	145,144.65	2,441	142,703	7,482	5.15	19.1
310.4	OTHER POWER PRODUCTION EQUIPMENT	7,846.59	83	7,764	467	5.95	16.6
311	ELECTRIC PUMPING EQUIPMENT	760,083.28	82,672	677,412	70,966	9.34	9.5
320	PURIFICATION SYSTEM - EQUIPMENT	107,655.83	1,008	106,648	2,776	2.58	38.4
330	DISTRIBUTION RESERVOIRS AND STANDPIPES - TANKS	5,477,322.40	385,837	5,091,486	179,547	3.28	28.4
331	MAINS AND ACCESSORIES						
	CAST IRON - 4 INCH AND UNDER	84,930.48	5,438	79,492	5,208	6.13	15.3
	CAST IRON - 6, 8 AND 10 INCH	1,590,756.21	2,108	1,588,648	32,224	2.03	49.3
	CAST IRON - 12 INCH AND OVER	755,301.55	4,830	750,471	11,388	1.51	65.9
	VALVES	71,198.87	148	71,051	943	1.32	75.3
	TOTAL ACCOUNT 331	2,502,187.11	12,525	2,489,662	49,763		
333	SERVICES	148,798.07	58	148,740	2,290	1.54	65.0
334	METERS - REMOTE	551,732.65	34,760	516,972	31,759	5.76	16.3
335	FIRE HYDRANTS	229,078.06	65	229,013	4,945	2.16	46.3
339	OTHER PLANT AND MISCELLANEOUS EQUIPMENT	11,070.00	333	10,737	645	5.83	16.6
340	OFFICE FURNITURE AND EQUIPMENT - MECHANICAL EQUIPMENT	5,028.21	321	4,707	511	**	9.2
341	TRANSPORTATION EQUIPMENT - VEHICLES	133,253.91	8,594	124,660	20,303	15.24	6.1
343.1	SHOP EQUIPMENT	52,581.30	1,301	51,280	2,467	**	20.8
343.2	TOOLS AND WORK EQUIPMENT - GENERAL EQUIPMENT	116,400.57	3,728	112,673	8,340	**	13.5
346	COMMUNICATION EQUIPMENT	153,837.99	3,176	150,662	14,975	**	10.1
TOTAL DEPRECIABLE PLANT		15,502,496.96	771,805	14,730,692	621,091		
AMORTIZATION OF NET SALVAGE					4,738		
TOTAL WATER PLANT IN SERVICE		16,065,109.14	771,805	14,730,692	625,829		

* LIFE SPAN PROCEDURE WAS USED. CURVE SHOWN IS INTERIM SURVIVOR CURVE.

** ACCRUALS CALCULATED FOR EACH ASSET BY THE COMPANY'S PROPERTY RECORD SYSTEM USING THE AMORTIZATION PERIOD SET FORTH IN COLUMN 2.

AQUA PENNSYLVANIA, INC.
SHENANDOAH WATER OPERATIONS

TABLE 2. BRINGFORWARD TO DECEMBER 31, 2024 OF THE BOOK RESERVE AS OF DECEMBER 31, 2023

ACCOUNT (1)	BOOK RESERVE AS OF DECEMBER 31, 2023 (2)	DEPRECIATION ACCRUALS (3)	AMORTIZATION OF NET SALVAGE (4)	PROJECTED RETIREMENTS (5)	PROJECTED GROSS SALVAGE (6)	PROJECTED COST OF REMOVAL (7)	ACQUISITIONS AND ADJUSTMENTS (8)	RESERVE AT END OF PERIOD (9)	BOOK RESERVE AS A PERCENT OF ORIGINAL COST (10)
WATER PLANT IN SERVICE									
304.3	19,127	222,098		6,136	185			234,904	4.61
304.63	484	6,559		1,534	3,068			2,441	1.68
310.4	0	236		153				83	1.05
311	6,513	76,621		462				82,672	10.88
320.2	6	1,820		5,858			5,040	1,008	0.94
330.01	35,935	369,172					(19,270)	385,837	7.04
331.01	364	6,754		1,308	371			5,438	6.40
331.02	1,119	59,761		45,784	12,988			2,108	0.13
331.03	1,133	12,527		16,351	4,639		12,160	4,830	0.64
331.06	1	596		1,962	557		2,070	148	0.21
333	261	1,588	26	1,008	809			58	0.04
334.02	365	34,483	(88)					34,760	6.30
335	258	8,089	131	7,340	1,072			65	0.03
339	0	333						333	3.00
340.2	1	320						321	6.38
341.1	142	18,962						8,594	6.45
341.2	130			10,640			(10,510)	1,301	2.47
343.1	56	1,246						3,728	3.20
343.2	186	3,542						3,176	2.06
346.01	239	6,029		3,091					
TOTAL WATER PLANT IN SERVICE	66,319	830,735	69	101,628	0	23,690	0	771,805	

AQUA PENNSYLVANIA, INC.
SHENANDOAH WATER OPERATIONS

TABLE 3. CALCULATION OF DEPRECIATION ACCRUALS FOR THE TWELVE MONTHS ENDED DECEMBER 31, 2024

DEPRECIABLE GROUP (1)	ORIGINAL COST AS OF DECEMBER 31, 2023 (2)	ORIGINAL COST AS OF DECEMBER 31, 2024 (3)	COMPOSITE ACCRUAL RATE (4)	ANNUAL ACCRUAL AMOUNT (5)	
WATER PLANT IN SERVICE					
304.3	PURIFICATION BUILDINGS	4,903,919.64	5,100,476.34	4.44	222,098
304.63	MISCELLANEOUS STRUCTURES AND IMPROVEMENTS	96,005.47	145,144.65	5.44	6,559
310.4	OTHER POWER PRODUCTION EQUIPMENT	0.00	7,846.59	6.02	236
311	ELECTRIC PUMPING EQUIPMENT	751,175.62	760,083.28	10.14	76,621
320	PURIFICATION SYSTEM - EQUIPMENT	31,310.28	107,655.83	2.62	1,820
330	DISTRIBUTION RESERVOIRS AND STANDPIPES - TANKS	5,477,322.40	5,477,322.40	6.74	369,172
331	MAINS AND ACCESSORIES				
	CAST IRON MAINS - 4 INCH AND UNDER	49,738.59	84,930.48	10.03	6,754
	CAST IRON MAINS - 6, 8 AND 10 INCH	359,040.05	1,590,756.21	6.13	59,761
	CAST IRON MAINS - 12 INCH AND OVER	315,402.92	755,301.55	2.34	12,527
	VALVES	18,411.03	71,198.87	1.33	596
	TOTAL ACCOUNT 331	<u>742,592.59</u>	<u>2,502,187.11</u>		<u>79,638</u>
333	SERVICES	60,205.74	148,798.07	1.52	1,588
334	METERS - REMOTE	551,732.65	551,732.65	6.25	34,483
335	FIRE HYDRANTS	90,634.27	229,078.06	5.06	8,089
339	OTHER PLANT AND MISCELLANEOUS EQUIPMENT	0.00	11,070.00	6.01	333
340	OFFICE FURNITURE AND EQUIPMENT - MECHANICAL EQUIPMENT	1,365.24	5,028.21	10.00 *	320
341	TRANSPORTATION EQUIPMENT				
	VEHICLES	133,253.91	133,253.91	14.23	18,962
	OTHER	10,639.90	0.00	5.00 *	0
	TOTAL ACCOUNT 341	<u>143,893.81</u>	<u>133,253.91</u>		<u>18,962</u>
343.1	SHOP EQUIPMENT	9,696.51	52,581.30	4.00 *	1,246
343.2	TOOLS AND WORK EQUIPMENT - GENERAL EQUIPMENT	25,270.39	116,400.57	5.00 *	3,542
346	COMMUNICATION EQUIPMENT	26,929.17	153,837.99	6.67 *	6,029
	TOTAL WATER PLANT	<u><u>12,912,053.78</u></u>	<u><u>15,502,496.96</u></u>		<u><u>830,735</u></u>

* ACCRUAL RATE BASED ON AMORTIZATION PERIOD

AQUA PENNSYLVANIA, INC.
SHENANDOAH WATER OPERATIONS

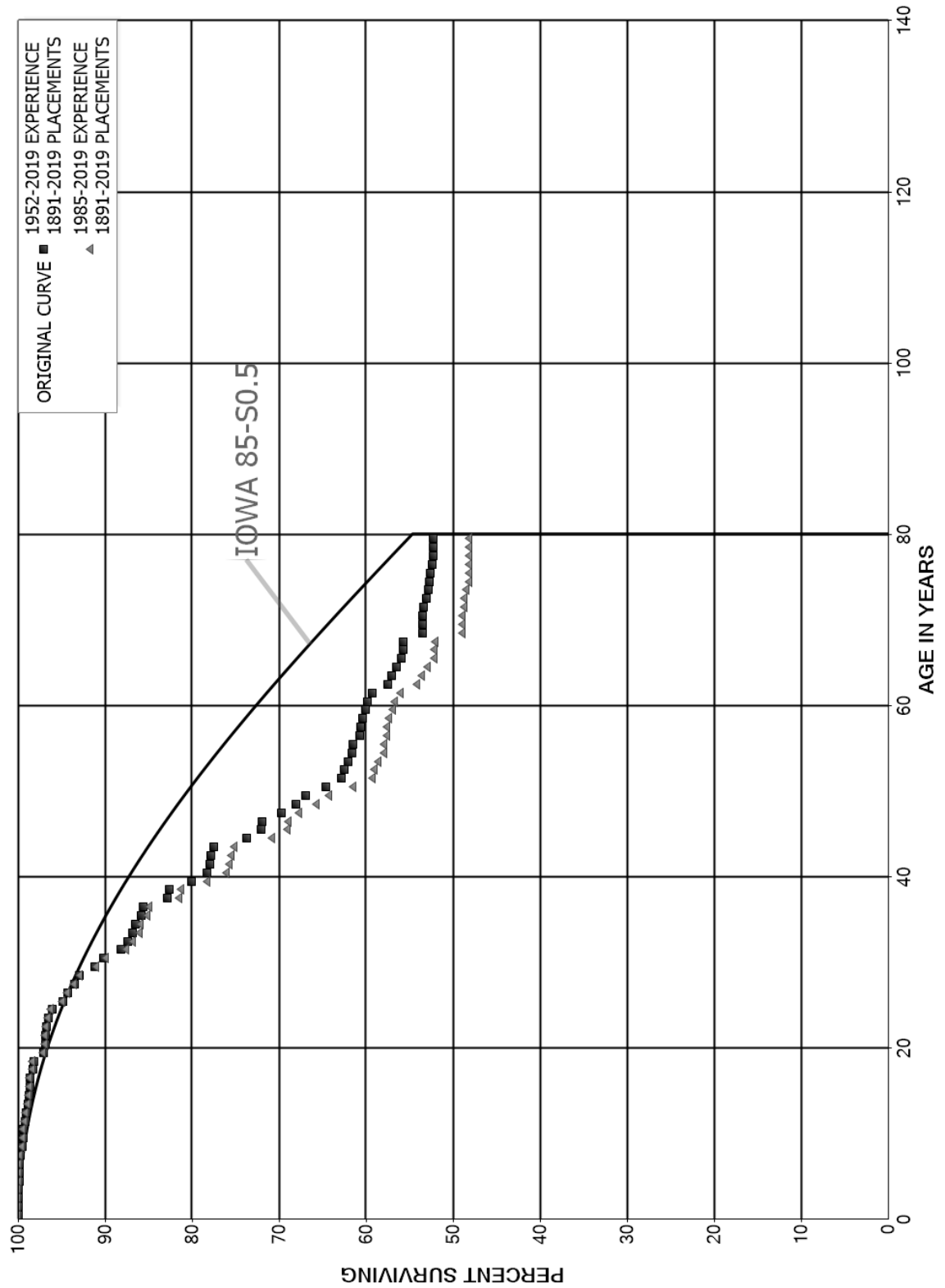
TABLE 4. AMORTIZATION OF EXPERIENCED AND ESTIMATED NET SALVAGE

ACCOUNT (1)	2020		2021		2022		2023		2024		NET SALVAGE (12)*	SALVAGE ACCRUAL (13)-(12)/5
	GROSS SALVAGE (2)	COST OF REMOVAL (3)	GROSS SALVAGE (4)	COST OF REMOVAL (5)	GROSS SALVAGE (6)	COST OF REMOVAL (7)	GROSS SALVAGE (8)	COST OF REMOVAL (9)	GROSS SALVAGE (10)	COST OF REMOVAL (11)		
304.3											(185.12)	(37)
304.63											(3,068.04)	(614)
331											(18,554.87)	(3,711)
333											(809.38)	(162)
335											(1,072.15)	(214)
TOTAL	0.00	0.00	0.00	0.00	0.00	0.00	0.00	0.00	0.00	23,689.56	(23,689.56)	(4,738)

* COLUMN (12) EQUALS THE SUMMATION OF COLUMNS (2) THROUGH (11).

PART VI. SERVICE LIFE STATISTICS

AQUA PENNSYLVANIA, INC.
 ACCOUNT 304.2 POWER AND PUMPING STRUCTURES
 ORIGINAL AND SMOOTH SURVIVOR CURVES



AQUA PENNSYLVANIA, INC.

ACCOUNT 304.2 POWER AND PUMPING STRUCTURES

ORIGINAL LIFE TABLE

PLACEMENT BAND 1891-2019

EXPERIENCE BAND 1952-2019

AGE AT BEGIN OF INTERVAL	EXPOSURES AT BEGINNING OF AGE INTERVAL	RETIREMENTS DURING AGE INTERVAL	RETMT RATIO	SURV RATIO	PCT SURV BEGIN OF INTERVAL
0.0	55,136,946		0.0000	1.0000	100.00
0.5	52,369,460	278	0.0000	1.0000	100.00
1.5	46,866,702	3,472	0.0001	0.9999	100.00
2.5	44,724,199	22,344	0.0005	0.9995	99.99
3.5	41,703,225	25,393	0.0006	0.9994	99.94
4.5	38,531,078	28,358	0.0007	0.9993	99.88
5.5	37,401,441	7,375	0.0002	0.9998	99.81
6.5	35,971,754	17,666	0.0005	0.9995	99.79
7.5	33,590,652	91,523	0.0027	0.9973	99.74
8.5	28,318,500	10,742	0.0004	0.9996	99.47
9.5	26,543,324	19,895	0.0007	0.9993	99.43
10.5	25,994,659	36,381	0.0014	0.9986	99.36
11.5	24,418,111	24,951	0.0010	0.9990	99.22
12.5	23,871,571	57,268	0.0024	0.9976	99.11
13.5	22,757,057	30,328	0.0013	0.9987	98.88
14.5	21,968,383	32,215	0.0015	0.9985	98.75
15.5	21,747,582	7,438	0.0003	0.9997	98.60
16.5	21,357,290	57,733	0.0027	0.9973	98.57
17.5	17,485,018	13,543	0.0008	0.9992	98.30
18.5	16,803,901	198,587	0.0118	0.9882	98.22
19.5	16,031,628	29,746	0.0019	0.9981	97.06
20.5	15,772,884	6,264	0.0004	0.9996	96.88
21.5	15,551,288	17,286	0.0011	0.9989	96.84
22.5	15,763,108	42,993	0.0027	0.9973	96.74
23.5	15,570,787	69,436	0.0045	0.9955	96.47
24.5	14,821,414	186,930	0.0126	0.9874	96.04
25.5	14,380,358	88,090	0.0061	0.9939	94.83
26.5	13,623,035	100,866	0.0074	0.9926	94.25
27.5	13,020,969	88,596	0.0068	0.9932	93.55
28.5	6,351,211	115,577	0.0182	0.9818	92.92
29.5	5,985,646	67,565	0.0113	0.9887	91.23
30.5	5,759,688	129,446	0.0225	0.9775	90.20
31.5	5,187,484	44,304	0.0085	0.9915	88.17
32.5	4,878,166	34,484	0.0071	0.9929	87.42
33.5	4,364,158	12,687	0.0029	0.9971	86.80
34.5	4,101,856	33,415	0.0081	0.9919	86.55
35.5	3,541,899	7,604	0.0021	0.9979	85.84
36.5	3,358,508	109,735	0.0327	0.9673	85.66
37.5	3,219,380	9,121	0.0028	0.9972	82.86
38.5	3,103,681	94,507	0.0305	0.9695	82.62

AQUA PENNSYLVANIA, INC.

ACCOUNT 304.2 POWER AND PUMPING STRUCTURES

ORIGINAL LIFE TABLE, CONT.

PLACEMENT BAND 1891-2019

EXPERIENCE BAND 1952-2019

AGE AT BEGIN OF INTERVAL	EXPOSURES AT BEGINNING OF AGE INTERVAL	RETIREMENTS DURING AGE INTERVAL	RETMT RATIO	SURV RATIO	PCT SURV BEGIN OF INTERVAL
39.5	2,901,585	65,005	0.0224	0.9776	80.11
40.5	2,669,575	12,367	0.0046	0.9954	78.31
41.5	2,443,907	5,171	0.0021	0.9979	77.95
42.5	2,351,388	9,692	0.0041	0.9959	77.78
43.5	2,350,682	113,102	0.0481	0.9519	77.46
44.5	1,979,139	44,564	0.0225	0.9775	73.74
45.5	1,908,849	4,222	0.0022	0.9978	72.08
46.5	1,716,879	52,006	0.0303	0.9697	71.92
47.5	1,529,330	35,783	0.0234	0.9766	69.74
48.5	1,466,498	25,799	0.0176	0.9824	68.11
49.5	1,374,651	46,914	0.0341	0.9659	66.91
50.5	1,307,424	35,306	0.0270	0.9730	64.63
51.5	1,170,697	6,731	0.0057	0.9943	62.88
52.5	1,196,665	8,507	0.0071	0.9929	62.52
53.5	1,146,966	8,959	0.0078	0.9922	62.07
54.5	1,122,559	1,253	0.0011	0.9989	61.59
55.5	1,134,381	15,282	0.0135	0.9865	61.52
56.5	1,066,426	1,927	0.0018	0.9982	60.69
57.5	781,097	2,503	0.0032	0.9968	60.58
58.5	740,876	3,705	0.0050	0.9950	60.39
59.5	726,411	2,762	0.0038	0.9962	60.09
60.5	723,090	7,354	0.0102	0.9898	59.86
61.5	638,833	18,605	0.0291	0.9709	59.25
62.5	604,273	5,095	0.0084	0.9916	57.52
63.5	546,326	4,661	0.0085	0.9915	57.04
64.5	528,734	5,592	0.0106	0.9894	56.55
65.5	439,060	1,989	0.0045	0.9955	55.95
66.5	422,970	144	0.0003	0.9997	55.70
67.5	418,508	16,078	0.0384	0.9616	55.68
68.5	380,359	252	0.0007	0.9993	53.54
69.5	373,645	0	0.0000	1.0000	53.51
70.5	373,069	570	0.0015	0.9985	53.51
71.5	370,803	2,406	0.0065	0.9935	53.42
72.5	368,382	1,804	0.0049	0.9951	53.08
73.5	366,221	1,013	0.0028	0.9972	52.82
74.5	363,403	111	0.0003	0.9997	52.67
75.5	360,481	2,039	0.0057	0.9943	52.66
76.5	357,576	223	0.0006	0.9994	52.36
77.5	356,648		0.0000	1.0000	52.33
78.5	306,490		0.0000	1.0000	52.33

AQUA PENNSYLVANIA, INC.

ACCOUNT 304.2 POWER AND PUMPING STRUCTURES

ORIGINAL LIFE TABLE, CONT.

PLACEMENT BAND 1891-2019			EXPERIENCE BAND 1952-2019			
AGE AT BEGIN OF INTERVAL	EXPOSURES AT BEGINNING OF AGE INTERVAL	RETIREMENTS DURING AGE INTERVAL	RETMT RATIO	SURV RATIO	PCT SURV BEGIN OF INTERVAL	
79.5	284,457	318	0.0011	0.9989	52.33	
80.5	275,516		0.0000	1.0000	52.27	
81.5	271,656	1,654	0.0061	0.9939	52.27	
82.5	192,678		0.0000	1.0000	51.95	
83.5	190,836		0.0000	1.0000	51.95	
84.5	190,520	600	0.0031	0.9969	51.95	
85.5	189,920	10,109	0.0532	0.9468	51.78	
86.5	179,803		0.0000	1.0000	49.03	
87.5	168,909	264	0.0016	0.9984	49.03	
88.5	156,252	539	0.0034	0.9966	48.95	
89.5	144,365	3,025	0.0210	0.9790	48.78	
90.5	140,817		0.0000	1.0000	47.76	
91.5	139,863	10	0.0001	0.9999	47.76	
92.5	139,356		0.0000	1.0000	47.76	
93.5	133,362		0.0000	1.0000	47.76	
94.5	133,362		0.0000	1.0000	47.76	
95.5	133,362		0.0000	1.0000	47.76	
96.5	133,175		0.0000	1.0000	47.76	
97.5	133,175		0.0000	1.0000	47.76	
98.5	133,175		0.0000	1.0000	47.76	
99.5	132,837		0.0000	1.0000	47.76	
100.5	132,837		0.0000	1.0000	47.76	
101.5	132,837		0.0000	1.0000	47.76	
102.5	132,837		0.0000	1.0000	47.76	
103.5	132,837	2,233	0.0168	0.9832	47.76	
104.5	130,604	142	0.0011	0.9989	46.95	
105.5	129,656	40	0.0003	0.9997	46.90	
106.5	129,615	328	0.0025	0.9975	46.89	
107.5	129,287	774	0.0060	0.9940	46.77	
108.5	128,513	4,384	0.0341	0.9659	46.49	
109.5	106,341	1,198	0.0113	0.9887	44.90	
110.5	20,288		0.0000	1.0000	44.40	
111.5	20,288		0.0000	1.0000	44.40	
112.5	20,288		0.0000	1.0000	44.40	
113.5					44.40	

AQUA PENNSYLVANIA, INC.

ACCOUNT 304.2 POWER AND PUMPING STRUCTURES

ORIGINAL LIFE TABLE

PLACEMENT BAND 1891-2019

EXPERIENCE BAND 1985-2019

AGE AT BEGIN OF INTERVAL	EXPOSURES AT BEGINNING OF AGE INTERVAL	RETIREMENTS DURING AGE INTERVAL	RETMT RATIO	SURV RATIO	PCT SURV BEGIN OF INTERVAL
0.0	51,999,782		0.0000	1.0000	100.00
0.5	49,289,224		0.0000	1.0000	100.00
1.5	43,953,684	3,472	0.0001	0.9999	100.00
2.5	41,845,562	20,814	0.0005	0.9995	99.99
3.5	38,919,047	25,393	0.0007	0.9993	99.94
4.5	35,727,511	25,067	0.0007	0.9993	99.88
5.5	34,674,065	5,684	0.0002	0.9998	99.81
6.5	33,408,335	17,409	0.0005	0.9995	99.79
7.5	31,111,574	88,530	0.0028	0.9972	99.74
8.5	25,694,768	8,749	0.0003	0.9997	99.45
9.5	24,219,701	16,412	0.0007	0.9993	99.42
10.5	24,261,312	35,370	0.0015	0.9985	99.35
11.5	22,865,429	23,205	0.0010	0.9990	99.21
12.5	22,377,330	50,772	0.0023	0.9977	99.11
13.5	21,249,594	28,177	0.0013	0.9987	98.88
14.5	20,546,704	29,577	0.0014	0.9986	98.75
15.5	20,356,548	7,300	0.0004	0.9996	98.61
16.5	20,017,139	56,474	0.0028	0.9972	98.57
17.5	16,245,433	9,321	0.0006	0.9994	98.30
18.5	15,577,847	194,503	0.0125	0.9875	98.24
19.5	14,924,326	28,565	0.0019	0.9981	97.01
20.5	14,605,285	136	0.0000	1.0000	96.83
21.5	14,421,820	11,503	0.0008	0.9992	96.83
22.5	14,668,344	37,644	0.0026	0.9974	96.75
23.5	14,516,649	50,667	0.0035	0.9965	96.50
24.5	13,671,016	185,151	0.0135	0.9865	96.16
25.5	13,246,208	83,780	0.0063	0.9937	94.86
26.5	12,627,140	100,285	0.0079	0.9921	94.26
27.5	12,041,070	80,895	0.0067	0.9933	93.51
28.5	5,461,169	111,361	0.0204	0.9796	92.89
29.5	5,123,881	64,506	0.0126	0.9874	90.99
30.5	5,016,826	129,036	0.0257	0.9743	89.85
31.5	4,471,890	43,359	0.0097	0.9903	87.53
32.5	4,167,566	33,494	0.0080	0.9920	86.69
33.5	3,692,609	6,929	0.0019	0.9981	85.99
34.5	3,452,188	32,689	0.0095	0.9905	85.83
35.5	2,897,033	7,443	0.0026	0.9974	85.02
36.5	2,756,257	109,735	0.0398	0.9602	84.80
37.5	2,617,832	8,846	0.0034	0.9966	81.42
38.5	2,503,730	92,145	0.0368	0.9632	81.15

AQUA PENNSYLVANIA, INC.

ACCOUNT 304.2 POWER AND PUMPING STRUCTURES

ORIGINAL LIFE TABLE, CONT.

PLACEMENT BAND 1891-2019

EXPERIENCE BAND 1985-2019

AGE AT BEGIN OF INTERVAL	EXPOSURES AT BEGINNING OF AGE INTERVAL	RETIREMENTS DURING AGE INTERVAL	RETMT RATIO	SURV RATIO	PCT SURV BEGIN OF INTERVAL
39.5	2,306,616	64,366	0.0279	0.9721	78.16
40.5	2,093,839	11,337	0.0054	0.9946	75.98
41.5	2,131,590	4,941	0.0023	0.9977	75.57
42.5	1,977,118	9,692	0.0049	0.9951	75.39
43.5	1,977,444	112,701	0.0570	0.9430	75.02
44.5	1,609,327	40,172	0.0250	0.9750	70.75
45.5	1,542,734	4,222	0.0027	0.9973	68.98
46.5	1,354,441	22,221	0.0164	0.9836	68.79
47.5	1,198,645	35,329	0.0295	0.9705	67.66
48.5	1,136,297	25,537	0.0225	0.9775	65.67
49.5	1,044,801	46,400	0.0444	0.9556	64.19
50.5	980,001	34,936	0.0356	0.9644	61.34
51.5	844,431	3,091	0.0037	0.9963	59.16
52.5	838,145	6,530	0.0078	0.9922	58.94
53.5	854,067	8,959	0.0105	0.9895	58.48
54.5	848,642	995	0.0012	0.9988	57.87
55.5	839,123	4,198	0.0050	0.9950	57.80
56.5	782,952	719	0.0009	0.9991	57.51
57.5	591,434	2,251	0.0038	0.9962	57.46
58.5	559,362	3,705	0.0066	0.9934	57.24
59.5	545,125	2,762	0.0051	0.9949	56.86
60.5	540,529	5,683	0.0105	0.9895	56.57
61.5	457,943	15,925	0.0348	0.9652	55.98
62.5	426,064	4,116	0.0097	0.9903	54.03
63.5	369,096	4,661	0.0126	0.9874	53.51
64.5	371,411	5,592	0.0151	0.9849	52.83
65.5	281,737		0.0000	1.0000	52.04
66.5	268,590	144	0.0005	0.9995	52.04
67.5	264,128	16,078	0.0609	0.9391	52.01
68.5	225,979	252	0.0011	0.9989	48.84
69.5	219,265	0	0.0000	1.0000	48.79
70.5	219,574	570	0.0026	0.9974	48.79
71.5	217,495		0.0000	1.0000	48.66
72.5	217,480	1,410	0.0065	0.9935	48.66
73.5	215,713	1,013	0.0047	0.9953	48.35
74.5	231,070	50	0.0002	0.9998	48.12
75.5	294,165		0.0000	1.0000	48.11
76.5	293,795		0.0000	1.0000	48.11
77.5	293,091		0.0000	1.0000	48.11
78.5	244,191		0.0000	1.0000	48.11

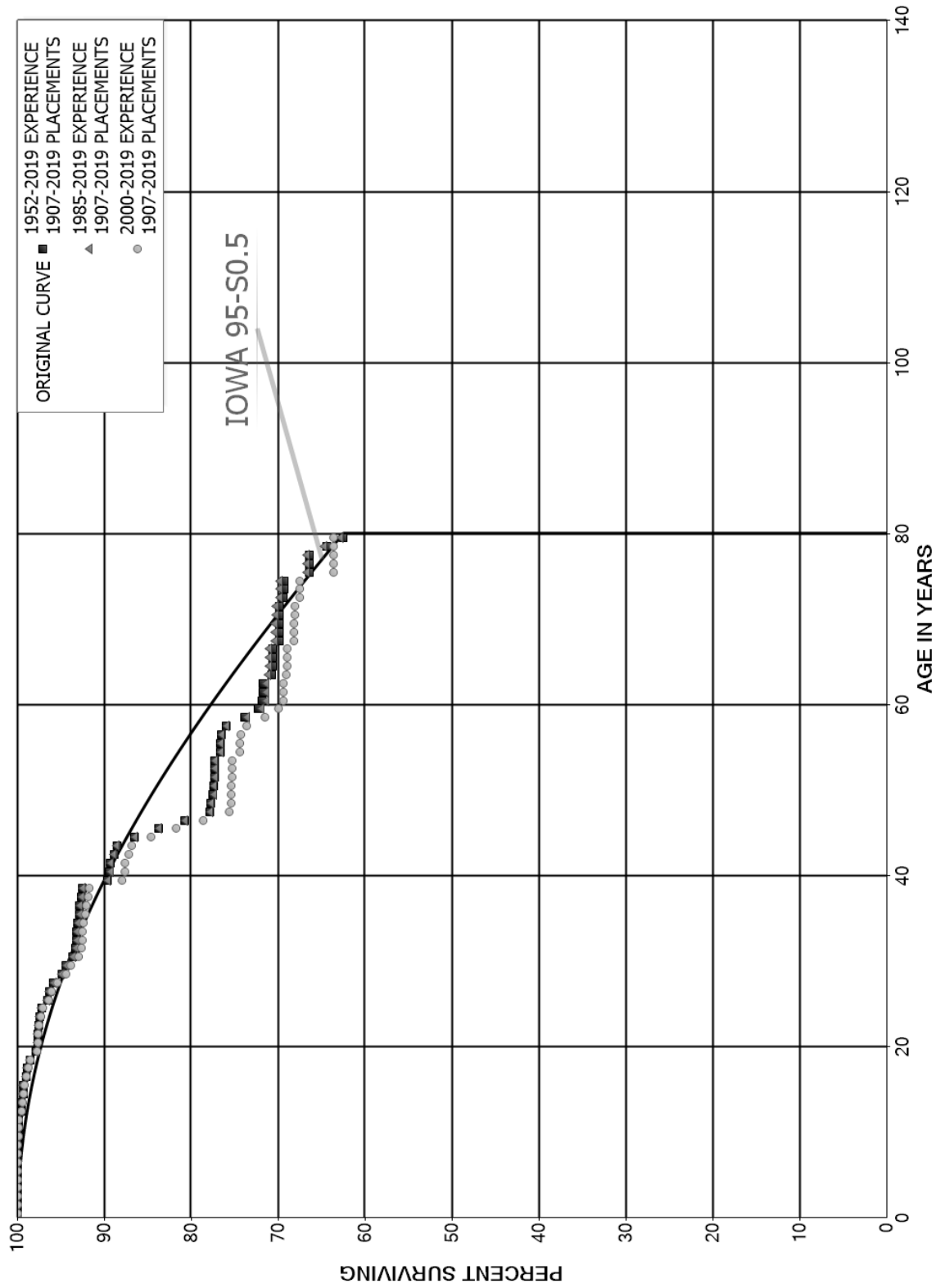
AQUA PENNSYLVANIA, INC.

ACCOUNT 304.2 POWER AND PUMPING STRUCTURES

ORIGINAL LIFE TABLE, CONT.

PLACEMENT BAND 1891-2019			EXPERIENCE BAND 1985-2019			
AGE AT BEGIN OF INTERVAL	EXPOSURES AT BEGINNING OF AGE INTERVAL	RETIREMENTS DURING AGE INTERVAL	RETMT RATIO	SURV RATIO	PCT SURV BEGIN OF INTERVAL	
79.5	222,159	94	0.0004	0.9996	48.11	
80.5	213,441		0.0000	1.0000	48.09	
81.5	209,581	1,654	0.0079	0.9921	48.09	
82.5	130,603		0.0000	1.0000	47.71	
83.5	129,200		0.0000	1.0000	47.71	
84.5	128,884	600	0.0047	0.9953	47.71	
85.5	167,350	10,109	0.0604	0.9396	47.49	
86.5	157,233		0.0000	1.0000	44.62	
87.5	146,339	264	0.0018	0.9982	44.62	
88.5	154,069	539	0.0035	0.9965	44.54	
89.5	142,182	3,025	0.0213	0.9787	44.38	
90.5	138,634		0.0000	1.0000	43.44	
91.5	137,680	10	0.0001	0.9999	43.44	
92.5	137,172		0.0000	1.0000	43.43	
93.5	133,362		0.0000	1.0000	43.43	
94.5	133,362		0.0000	1.0000	43.43	
95.5	133,362		0.0000	1.0000	43.43	
96.5	133,175		0.0000	1.0000	43.43	
97.5	133,175		0.0000	1.0000	43.43	
98.5	133,175		0.0000	1.0000	43.43	
99.5	132,837		0.0000	1.0000	43.43	
100.5	132,837		0.0000	1.0000	43.43	
101.5	132,837		0.0000	1.0000	43.43	
102.5	132,837		0.0000	1.0000	43.43	
103.5	132,837	2,233	0.0168	0.9832	43.43	
104.5	130,604	142	0.0011	0.9989	42.70	
105.5	129,656	40	0.0003	0.9997	42.66	
106.5	129,615	328	0.0025	0.9975	42.64	
107.5	129,287	774	0.0060	0.9940	42.54	
108.5	128,513	4,384	0.0341	0.9659	42.28	
109.5	106,341	1,198	0.0113	0.9887	40.84	
110.5	20,288		0.0000	1.0000	40.38	
111.5	20,288		0.0000	1.0000	40.38	
112.5	20,288		0.0000	1.0000	40.38	
113.5					40.38	

AQUA PENNSYLVANIA, INC.
 ACCOUNT 304.3 PURIFICATION BUILDINGS
 ORIGINAL AND SMOOTH SURVIVOR CURVES



AQUA PENNSYLVANIA, INC.

ACCOUNT 304.3 PURIFICATION BUILDINGS

ORIGINAL LIFE TABLE

PLACEMENT BAND 1907-2019

EXPERIENCE BAND 1952-2019

AGE AT BEGIN OF INTERVAL	EXPOSURES AT BEGINNING OF AGE INTERVAL	RETIREMENTS DURING AGE INTERVAL	RETMT RATIO	SURV RATIO	PCT SURV BEGIN OF INTERVAL
0.0	224,403,837		0.0000	1.0000	100.00
0.5	202,568,287	3,538	0.0000	1.0000	100.00
1.5	181,757,842	12,065	0.0001	0.9999	100.00
2.5	165,819,633	12,173	0.0001	0.9999	99.99
3.5	161,955,590	24,601	0.0002	0.9998	99.98
4.5	165,530,955	5,415	0.0000	1.0000	99.97
5.5	162,419,378	10,574	0.0001	0.9999	99.97
6.5	161,264,366	62,215	0.0004	0.9996	99.96
7.5	153,460,375	16,495	0.0001	0.9999	99.92
8.5	144,959,944	38,976	0.0003	0.9997	99.91
9.5	121,080,690	894	0.0000	1.0000	99.88
10.5	117,973,068	10,053	0.0001	0.9999	99.88
11.5	115,088,250	444,343	0.0039	0.9961	99.87
12.5	112,379,536	31,342	0.0003	0.9997	99.49
13.5	108,045,842	147,693	0.0014	0.9986	99.46
14.5	105,577,789	80,998	0.0008	0.9992	99.32
15.5	94,597,792	230,240	0.0024	0.9976	99.25
16.5	94,185,802	204,653	0.0022	0.9978	99.01
17.5	67,334,145	176,997	0.0026	0.9974	98.79
18.5	66,560,779	493,310	0.0074	0.9926	98.53
19.5	38,860,990	55,374	0.0014	0.9986	97.80
20.5	38,764,025	25,780	0.0007	0.9993	97.66
21.5	27,625,540	14,622	0.0005	0.9995	97.60
22.5	28,395,021	58,892	0.0021	0.9979	97.55
23.5	28,148,546	46,782	0.0017	0.9983	97.34
24.5	22,646,048	149,942	0.0066	0.9934	97.18
25.5	23,746,686	61,649	0.0026	0.9974	96.54
26.5	17,703,937	93,169	0.0053	0.9947	96.29
27.5	16,036,468	151,665	0.0095	0.9905	95.78
28.5	9,419,597	51,006	0.0054	0.9946	94.88
29.5	9,193,004	73,580	0.0080	0.9920	94.36
30.5	6,386,387	22,080	0.0035	0.9965	93.61
31.5	6,241,081	5,059	0.0008	0.9992	93.28
32.5	5,955,428	2,782	0.0005	0.9995	93.21
33.5	5,788,394	3,901	0.0007	0.9993	93.16
34.5	5,208,810	13,273	0.0025	0.9975	93.10
35.5	5,055,217	1,430	0.0003	0.9997	92.86
36.5	4,987,117	11,569	0.0023	0.9977	92.84
37.5	5,074,978	9,031	0.0018	0.9982	92.62
38.5	5,049,094	156,309	0.0310	0.9690	92.46

AQUA PENNSYLVANIA, INC.

ACCOUNT 304.3 PURIFICATION BUILDINGS

ORIGINAL LIFE TABLE, CONT.

PLACEMENT BAND 1907-2019			EXPERIENCE BAND 1952-2019		
AGE AT BEGIN OF INTERVAL	EXPOSURES AT BEGINNING OF AGE INTERVAL	RETIREMENTS DURING AGE INTERVAL	RETMT RATIO	SURV RATIO	PCT SURV BEGIN OF INTERVAL
39.5	4,854,953	13,151	0.0027	0.9973	89.59
40.5	4,763,051	3,802	0.0008	0.9992	89.35
41.5	4,592,041	21,554	0.0047	0.9953	89.28
42.5	4,526,201	15,533	0.0034	0.9966	88.86
43.5	4,505,127	105,266	0.0234	0.9766	88.56
44.5	4,392,261	139,936	0.0319	0.9681	86.49
45.5	4,244,195	150,126	0.0354	0.9646	83.73
46.5	3,574,072	127,741	0.0357	0.9643	80.77
47.5	1,318,121	2,087	0.0016	0.9984	77.88
48.5	1,315,784	5,014	0.0038	0.9962	77.76
49.5	1,310,751	337	0.0003	0.9997	77.46
50.5	1,310,019	2,022	0.0015	0.9985	77.44
51.5	952,334	379	0.0004	0.9996	77.32
52.5	714,654	112	0.0002	0.9998	77.29
53.5	596,190	5,038	0.0085	0.9915	77.28
54.5	591,152		0.0000	1.0000	76.63
55.5	586,221	675	0.0012	0.9988	76.63
56.5	585,422	4,088	0.0070	0.9930	76.54
57.5	569,540	16,500	0.0290	0.9710	76.01
58.5	495,276	9,905	0.0200	0.9800	73.80
59.5	481,445	3,317	0.0069	0.9931	72.33
60.5	477,888	712	0.0015	0.9985	71.83
61.5	477,177	98	0.0002	0.9998	71.72
62.5	353,244	5,093	0.0144	0.9856	71.71
63.5	348,036	523	0.0015	0.9985	70.67
64.5	353,398		0.0000	1.0000	70.57
65.5	353,398		0.0000	1.0000	70.57
66.5	342,753	3,339	0.0097	0.9903	70.57
67.5	339,300		0.0000	1.0000	69.88
68.5	338,851		0.0000	1.0000	69.88
69.5	338,770	437	0.0013	0.9987	69.88
70.5	337,784	34	0.0001	0.9999	69.79
71.5	129,953	705	0.0054	0.9946	69.78
72.5	129,248	126	0.0010	0.9990	69.40
73.5	129,122		0.0000	1.0000	69.34
74.5	129,122	5,505	0.0426	0.9574	69.34
75.5	117,802		0.0000	1.0000	66.38
76.5	103,511		0.0000	1.0000	66.38
77.5	24,723	750	0.0303	0.9697	66.38
78.5	23,654	700	0.0296	0.9704	64.37

AQUA PENNSYLVANIA, INC.

ACCOUNT 304.3 PURIFICATION BUILDINGS

ORIGINAL LIFE TABLE, CONT.

PLACEMENT BAND 1907-2019			EXPERIENCE BAND 1952-2019		
AGE AT BEGIN OF INTERVAL	EXPOSURES AT BEGINNING OF AGE INTERVAL	RETIREMENTS DURING AGE INTERVAL	RETMT RATIO	SURV RATIO	PCT SURV BEGIN OF INTERVAL
79.5	22,954		0.0000	1.0000	62.46
80.5	22,954		0.0000	1.0000	62.46
81.5	22,196		0.0000	1.0000	62.46
82.5	16,322		0.0000	1.0000	62.46
83.5	16,322		0.0000	1.0000	62.46
84.5	16,322		0.0000	1.0000	62.46
85.5	16,322		0.0000	1.0000	62.46
86.5	5,119		0.0000	1.0000	62.46
87.5	5,119		0.0000	1.0000	62.46
88.5	5,119		0.0000	1.0000	62.46
89.5	5,119	1,009	0.1971	0.8029	62.46
90.5	4,110	0	0.0000	1.0000	50.15
91.5	4,110		0.0000	1.0000	50.15
92.5	4,110	508	0.1237	0.8763	50.15
93.5	3,602		0.0000	1.0000	43.95
94.5	3,602		0.0000	1.0000	43.95
95.5	3,602		0.0000	1.0000	43.95
96.5	1,992		0.0000	1.0000	43.95
97.5	1,992		0.0000	1.0000	43.95
98.5	1,992		0.0000	1.0000	43.95
99.5	1,992		0.0000	1.0000	43.95
100.5	1,992		0.0000	1.0000	43.95
101.5	1,992		0.0000	1.0000	43.95
102.5	1,992		0.0000	1.0000	43.95
103.5	1,992	1,459	0.7325	0.2675	43.95
104.5	533	278	0.5215	0.4785	11.76
105.5	255		0.0000	1.0000	5.63
106.5	255	255	1.0000		5.63
107.5					

AQUA PENNSYLVANIA, INC.

ACCOUNT 304.3 PURIFICATION BUILDINGS

ORIGINAL LIFE TABLE

PLACEMENT BAND 1907-2019

EXPERIENCE BAND 1985-2019

AGE AT BEGIN OF INTERVAL	EXPOSURES AT BEGINNING OF AGE INTERVAL	RETIREMENTS DURING AGE INTERVAL	RETMT RATIO	SURV RATIO	PCT SURV BEGIN OF INTERVAL
0.0	222,106,336		0.0000	1.0000	100.00
0.5	200,342,002	3,538	0.0000	1.0000	100.00
1.5	179,584,044	11,723	0.0001	0.9999	100.00
2.5	163,654,847	9,083	0.0001	0.9999	99.99
3.5	159,639,464	24,601	0.0002	0.9998	99.99
4.5	163,350,007	5,415	0.0000	1.0000	99.97
5.5	160,250,693	9,285	0.0001	0.9999	99.97
6.5	159,136,535	62,215	0.0004	0.9996	99.96
7.5	151,350,628	16,103	0.0001	0.9999	99.92
8.5	142,865,706	38,976	0.0003	0.9997	99.91
9.5	119,000,079	524	0.0000	1.0000	99.88
10.5	115,985,069	9,880	0.0001	0.9999	99.88
11.5	113,171,147	444,330	0.0039	0.9961	99.88
12.5	110,858,938	30,888	0.0003	0.9997	99.48
13.5	106,526,615	147,571	0.0014	0.9986	99.46
14.5	104,093,762	75,995	0.0007	0.9993	99.32
15.5	93,166,477	230,240	0.0025	0.9975	99.25
16.5	92,767,417	204,493	0.0022	0.9978	99.00
17.5	65,959,314	176,518	0.0027	0.9973	98.78
18.5	65,186,853	492,865	0.0076	0.9924	98.52
19.5	37,476,333	42,605	0.0011	0.9989	97.77
20.5	37,386,914	25,265	0.0007	0.9993	97.66
21.5	26,252,408	14,311	0.0005	0.9995	97.60
22.5	27,033,593	53,338	0.0020	0.9980	97.54
23.5	26,852,364	46,681	0.0017	0.9983	97.35
24.5	21,418,102	148,036	0.0069	0.9931	97.18
25.5	22,646,122	58,645	0.0026	0.9974	96.51
26.5	16,970,626	93,047	0.0055	0.9945	96.26
27.5	15,591,774	150,393	0.0096	0.9904	95.73
28.5	9,064,131	50,399	0.0056	0.9944	94.81
29.5	8,838,330	72,409	0.0082	0.9918	94.28
30.5	6,032,069	22,080	0.0037	0.9963	93.51
31.5	5,886,763	5,059	0.0009	0.9991	93.17
32.5	5,601,224	2,430	0.0004	0.9996	93.09
33.5	5,434,992	3,826	0.0007	0.9993	93.05
34.5	4,855,736	13,273	0.0027	0.9973	92.98
35.5	4,704,409	881	0.0002	0.9998	92.73
36.5	4,841,876	9,525	0.0020	0.9980	92.71
37.5	4,999,250	9,031	0.0018	0.9982	92.53
38.5	4,972,330	156,060	0.0314	0.9686	92.36

AQUA PENNSYLVANIA, INC.

ACCOUNT 304.3 PURIFICATION BUILDINGS

ORIGINAL LIFE TABLE, CONT.

PLACEMENT BAND 1907-2019

EXPERIENCE BAND 1985-2019

AGE AT BEGIN OF INTERVAL	EXPOSURES AT BEGINNING OF AGE INTERVAL	RETIREMENTS DURING AGE INTERVAL	RETMT RATIO	SURV RATIO	PCT SURV BEGIN OF INTERVAL
39.5	4,778,437	13,151	0.0028	0.9972	89.46
40.5	4,686,535		0.0000	1.0000	89.21
41.5	4,526,357	21,554	0.0048	0.9952	89.21
42.5	4,460,517	14,585	0.0033	0.9967	88.79
43.5	4,440,390	105,266	0.0237	0.9763	88.50
44.5	4,324,082	139,183	0.0322	0.9678	86.40
45.5	4,176,770	150,126	0.0359	0.9641	83.62
46.5	3,506,647	124,214	0.0354	0.9646	80.61
47.5	1,254,222	2,087	0.0017	0.9983	77.76
48.5	1,251,886	5,014	0.0040	0.9960	77.63
49.5	1,246,852	337	0.0003	0.9997	77.32
50.5	1,246,120	1,391	0.0011	0.9989	77.30
51.5	889,067	379	0.0004	0.9996	77.21
52.5	668,791		0.0000	1.0000	77.18
53.5	552,775	5,038	0.0091	0.9909	77.18
54.5	547,736		0.0000	1.0000	76.48
55.5	542,805	675	0.0012	0.9988	76.48
56.5	542,765	4,088	0.0075	0.9925	76.38
57.5	532,757	16,500	0.0310	0.9690	75.80
58.5	458,493	9,905	0.0216	0.9784	73.46
59.5	444,661	3,317	0.0075	0.9925	71.87
60.5	455,395		0.0000	1.0000	71.33
61.5	466,696	98	0.0002	0.9998	71.33
62.5	342,764	1,238	0.0036	0.9964	71.32
63.5	342,927	523	0.0015	0.9985	71.06
64.5	348,289		0.0000	1.0000	70.95
65.5	348,289		0.0000	1.0000	70.95
66.5	337,645	3,339	0.0099	0.9901	70.95
67.5	334,192		0.0000	1.0000	70.25
68.5	333,742		0.0000	1.0000	70.25
69.5	333,662	437	0.0013	0.9987	70.25
70.5	332,675	34	0.0001	0.9999	70.16
71.5	126,511	705	0.0056	0.9944	70.15
72.5	125,806	126	0.0010	0.9990	69.76
73.5	125,680		0.0000	1.0000	69.69
74.5	125,680	5,505	0.0438	0.9562	69.69
75.5	114,360		0.0000	1.0000	66.64
76.5	100,070		0.0000	1.0000	66.64
77.5	24,723	750	0.0303	0.9697	66.64
78.5	23,654	700	0.0296	0.9704	64.62

AQUA PENNSYLVANIA, INC.

ACCOUNT 304.3 PURIFICATION BUILDINGS

ORIGINAL LIFE TABLE, CONT.

PLACEMENT BAND 1907-2019			EXPERIENCE BAND 1985-2019		
AGE AT BEGIN OF INTERVAL	EXPOSURES AT BEGINNING OF AGE INTERVAL	RETIREMENTS DURING AGE INTERVAL	RETMT RATIO	SURV RATIO	PCT SURV BEGIN OF INTERVAL
79.5	22,954		0.0000	1.0000	62.70
80.5	22,954		0.0000	1.0000	62.70
81.5	22,196		0.0000	1.0000	62.70
82.5	16,322		0.0000	1.0000	62.70
83.5	16,322		0.0000	1.0000	62.70
84.5	16,322		0.0000	1.0000	62.70
85.5	16,322		0.0000	1.0000	62.70
86.5	5,119		0.0000	1.0000	62.70
87.5	5,119		0.0000	1.0000	62.70
88.5	5,119		0.0000	1.0000	62.70
89.5	5,119	1,009	0.1971	0.8029	62.70
90.5	4,110	0	0.0000	1.0000	50.35
91.5	4,110		0.0000	1.0000	50.35
92.5	4,110	508	0.1237	0.8763	50.35
93.5	3,602		0.0000	1.0000	44.12
94.5	3,602		0.0000	1.0000	44.12
95.5	3,602		0.0000	1.0000	44.12
96.5	1,992		0.0000	1.0000	44.12
97.5	1,992		0.0000	1.0000	44.12
98.5	1,992		0.0000	1.0000	44.12
99.5	1,992		0.0000	1.0000	44.12
100.5	1,992		0.0000	1.0000	44.12
101.5	1,992		0.0000	1.0000	44.12
102.5	1,992		0.0000	1.0000	44.12
103.5	1,992	1,459	0.7325	0.2675	44.12
104.5	533	278	0.5215	0.4785	11.80
105.5	255		0.0000	1.0000	5.65
106.5	255	255	1.0000		5.65
107.5					

AQUA PENNSYLVANIA, INC.

ACCOUNT 304.3 PURIFICATION BUILDINGS

ORIGINAL LIFE TABLE

PLACEMENT BAND 1907-2019

EXPERIENCE BAND 2000-2019

AGE AT BEGIN OF INTERVAL	EXPOSURES AT BEGINNING OF AGE INTERVAL	RETIREMENTS DURING AGE INTERVAL	RETMT RATIO	SURV RATIO	PCT SURV BEGIN OF INTERVAL
0.0	188,407,985		0.0000	1.0000	100.00
0.5	166,881,346	3,538	0.0000	1.0000	100.00
1.5	157,309,189	11,723	0.0001	0.9999	100.00
2.5	141,610,281	8,802	0.0001	0.9999	99.99
3.5	137,288,164	24,527	0.0002	0.9998	99.98
4.5	146,373,294	5,346	0.0000	1.0000	99.97
5.5	142,410,800	9,285	0.0001	0.9999	99.96
6.5	147,400,350	62,215	0.0004	0.9996	99.96
7.5	140,321,961	16,103	0.0001	0.9999	99.91
8.5	138,297,487	38,976	0.0003	0.9997	99.90
9.5	114,123,529	524	0.0000	1.0000	99.87
10.5	114,162,135	9,880	0.0001	0.9999	99.87
11.5	111,440,518	444,330	0.0040	0.9960	99.87
12.5	109,058,979	29,833	0.0003	0.9997	99.47
13.5	104,913,131	147,571	0.0014	0.9986	99.44
14.5	103,018,070	75,995	0.0007	0.9993	99.30
15.5	92,075,696	230,240	0.0025	0.9975	99.23
16.5	91,725,033	202,492	0.0022	0.9978	98.98
17.5	64,887,607	176,518	0.0027	0.9973	98.76
18.5	64,168,474	492,865	0.0077	0.9923	98.49
19.5	36,658,687	40,910	0.0011	0.9989	97.73
20.5	36,534,969	21,705	0.0006	0.9994	97.63
21.5	25,437,133	14,311	0.0006	0.9994	97.57
22.5	24,773,240	53,338	0.0022	0.9978	97.51
23.5	24,555,848	46,681	0.0019	0.9981	97.30
24.5	19,104,481	148,036	0.0077	0.9923	97.12
25.5	18,181,857	58,363	0.0032	0.9968	96.37
26.5	13,662,462	91,881	0.0067	0.9933	96.06
27.5	14,495,893	150,393	0.0104	0.9896	95.41
28.5	7,869,463	49,832	0.0063	0.9937	94.42
29.5	7,680,143	72,409	0.0094	0.9906	93.82
30.5	4,915,957	17,661	0.0036	0.9964	92.94
31.5	4,788,000	3,090	0.0006	0.9994	92.60
32.5	4,546,406	2,430	0.0005	0.9995	92.54
33.5	4,380,151	3,526	0.0008	0.9992	92.49
34.5	3,807,171	11,973	0.0031	0.9969	92.42
35.5	3,660,326	881	0.0002	0.9998	92.13
36.5	3,596,239	9,525	0.0026	0.9974	92.11
37.5	3,582,183	3,601	0.0010	0.9990	91.86
38.5	3,619,766	149,413	0.0413	0.9587	91.77

AQUA PENNSYLVANIA, INC.

ACCOUNT 304.3 PURIFICATION BUILDINGS

ORIGINAL LIFE TABLE, CONT.

PLACEMENT BAND 1907-2019

EXPERIENCE BAND 2000-2019

AGE AT BEGIN OF INTERVAL	EXPOSURES AT BEGINNING OF AGE INTERVAL	RETIREMENTS DURING AGE INTERVAL	RETMT RATIO	SURV RATIO	PCT SURV BEGIN OF INTERVAL
39.5	3,514,952	13,151	0.0037	0.9963	87.98
40.5	3,537,947		0.0000	1.0000	87.65
41.5	3,729,967	21,217	0.0057	0.9943	87.65
42.5	4,088,424	14,585	0.0036	0.9964	87.16
43.5	4,163,709	105,266	0.0253	0.9747	86.84
44.5	4,047,587	139,183	0.0344	0.9656	84.65
45.5	3,900,976	150,126	0.0385	0.9615	81.74
46.5	3,230,853	124,214	0.0384	0.9616	78.59
47.5	978,542	2,087	0.0021	0.9979	75.57
48.5	976,655	117	0.0001	0.9999	75.41
49.5	976,772	337	0.0003	0.9997	75.40
50.5	978,305	1,391	0.0014	0.9986	75.37
51.5	809,969	379	0.0005	0.9995	75.27
52.5	572,362		0.0000	1.0000	75.23
53.5	455,166	4,838	0.0106	0.9894	75.23
54.5	450,328		0.0000	1.0000	74.43
55.5	445,397	675	0.0015	0.9985	74.43
56.5	455,243	4,088	0.0090	0.9910	74.32
57.5	506,386	14,484	0.0286	0.9714	73.65
58.5	434,138	9,905	0.0228	0.9772	71.55
59.5	420,306	3,317	0.0079	0.9921	69.91
60.5	416,749		0.0000	1.0000	69.36
61.5	416,749		0.0000	1.0000	69.36
62.5	292,915	1,238	0.0042	0.9958	69.36
63.5	291,561	523	0.0018	0.9982	69.07
64.5	296,923		0.0000	1.0000	68.94
65.5	296,923		0.0000	1.0000	68.94
66.5	286,279	3,339	0.0117	0.9883	68.94
67.5	300,230		0.0000	1.0000	68.14
68.5	300,099		0.0000	1.0000	68.14
69.5	300,019	437	0.0015	0.9985	68.14
70.5	299,032	34	0.0001	0.9999	68.04
71.5	91,960	705	0.0077	0.9923	68.03
72.5	97,129	69	0.0007	0.9993	67.51
73.5	97,060		0.0000	1.0000	67.46
74.5	97,060	5,505	0.0567	0.9433	67.46
75.5	100,029		0.0000	1.0000	63.64
76.5	96,942		0.0000	1.0000	63.64
77.5	18,153		0.0000	1.0000	63.64
78.5	19,353		0.0000	1.0000	63.64

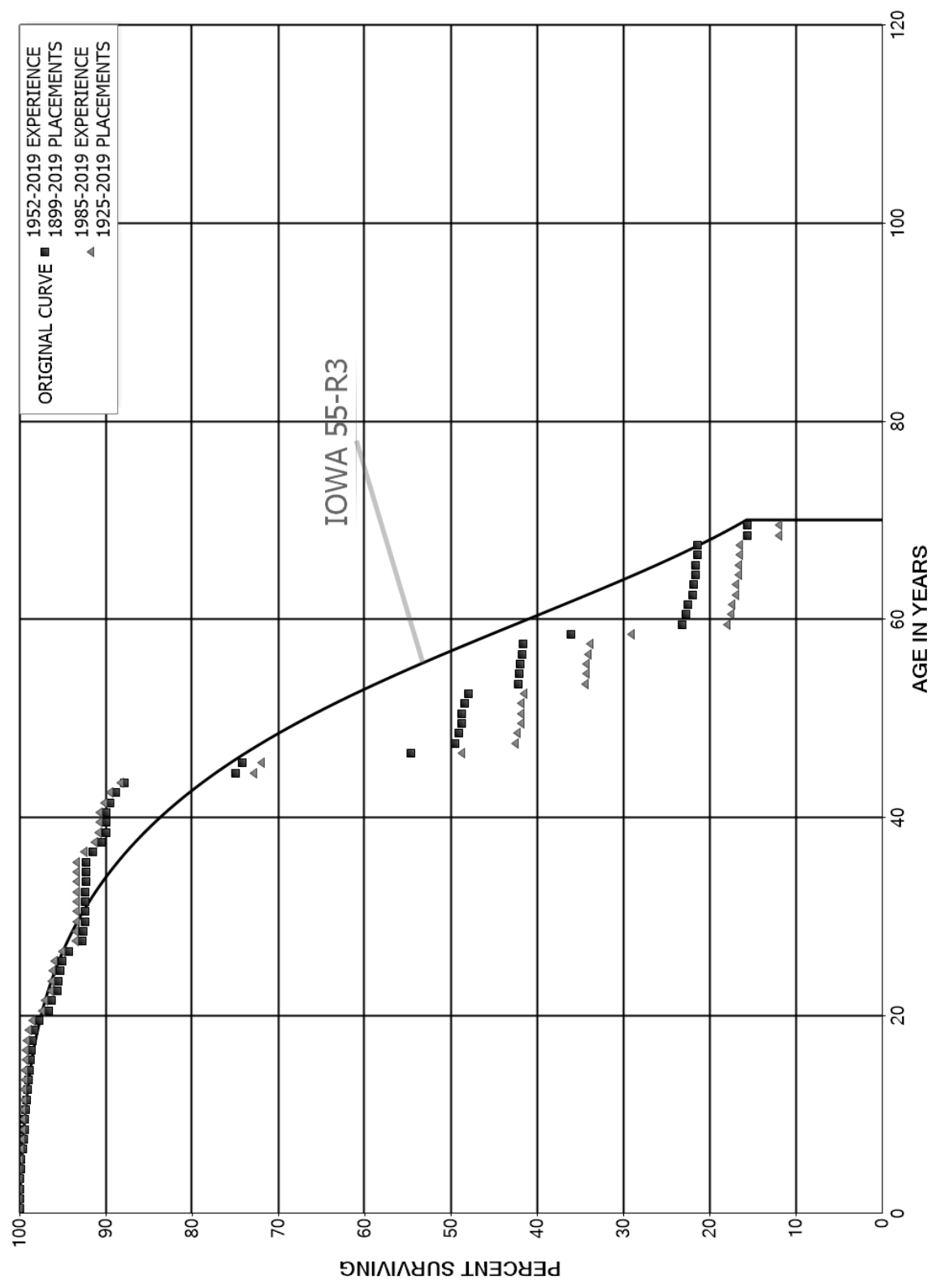
AQUA PENNSYLVANIA, INC.

ACCOUNT 304.3 PURIFICATION BUILDINGS

ORIGINAL LIFE TABLE, CONT.

PLACEMENT BAND 1907-2019			EXPERIENCE BAND 2000-2019		
AGE AT BEGIN OF INTERVAL	EXPOSURES AT BEGINNING OF AGE INTERVAL	RETIREMENTS DURING AGE INTERVAL	RETMT RATIO	SURV RATIO	PCT SURV BEGIN OF INTERVAL
79.5	19,353		0.0000	1.0000	63.64
80.5	19,353		0.0000	1.0000	63.64
81.5	18,594		0.0000	1.0000	63.64
82.5	12,720		0.0000	1.0000	63.64
83.5	12,720		0.0000	1.0000	63.64
84.5	12,720		0.0000	1.0000	63.64
85.5	12,720		0.0000	1.0000	63.64
86.5	3,127		0.0000	1.0000	63.64
87.5	3,127		0.0000	1.0000	63.64
88.5	3,127		0.0000	1.0000	63.64
89.5	3,127	1,009	0.3225	0.6775	63.64
90.5	2,119	0	0.0001	0.9999	43.11
91.5	2,118		0.0000	1.0000	43.11
92.5	4,110	508	0.1237	0.8763	43.11
93.5	3,602		0.0000	1.0000	37.77
94.5	3,602		0.0000	1.0000	37.77
95.5	3,602		0.0000	1.0000	37.77
96.5	1,992		0.0000	1.0000	37.77
97.5	1,992		0.0000	1.0000	37.77
98.5	1,992		0.0000	1.0000	37.77
99.5	1,992		0.0000	1.0000	37.77
100.5	1,992		0.0000	1.0000	37.77
101.5	1,992		0.0000	1.0000	37.77
102.5	1,992		0.0000	1.0000	37.77
103.5	1,992	1,459	0.7325	0.2675	37.77
104.5	533	278	0.5215	0.4785	10.11
105.5	255		0.0000	1.0000	4.84
106.5	255	255	1.0000		4.84
107.5					

AQUA PENNSYLVANIA, INC.
 ACCOUNT 304.61 OFFICE BUILDINGS
 ORIGINAL AND SMOOTH SURVIVOR CURVES



AQUA PENNSYLVANIA, INC.

ACCOUNT 304.61 OFFICE BUILDINGS

ORIGINAL LIFE TABLE

PLACEMENT BAND 1899-2019

EXPERIENCE BAND 1952-2019

AGE AT BEGIN OF INTERVAL	EXPOSURES AT BEGINNING OF AGE INTERVAL	RETIREMENTS DURING AGE INTERVAL	RETMT RATIO	SURV RATIO	PCT SURV BEGIN OF INTERVAL
0.0	63,711,997		0.0000	1.0000	100.00
0.5	54,683,546	1,218	0.0000	1.0000	100.00
1.5	50,112,879	2,840	0.0001	0.9999	100.00
2.5	42,828,001	20,075	0.0005	0.9995	99.99
3.5	40,948,745	31,854	0.0008	0.9992	99.95
4.5	38,960,836	14,891	0.0004	0.9996	99.87
5.5	39,223,414	76,020	0.0019	0.9981	99.83
6.5	38,808,371	58,574	0.0015	0.9985	99.64
7.5	38,553,638	37,780	0.0010	0.9990	99.49
8.5	37,832,329	6,998	0.0002	0.9998	99.39
9.5	36,112,286	32,071	0.0009	0.9991	99.37
10.5	33,886,248	36,954	0.0011	0.9989	99.28
11.5	32,298,113	28,530	0.0009	0.9991	99.17
12.5	29,948,385	41,584	0.0014	0.9986	99.09
13.5	22,018,514	16,915	0.0008	0.9992	98.95
14.5	18,358,832	23,038	0.0013	0.9987	98.87
15.5	16,777,214	13,949	0.0008	0.9992	98.75
16.5	16,582,562	27,806	0.0017	0.9983	98.67
17.5	14,491,284	38,369	0.0026	0.9974	98.50
18.5	13,778,001	71,480	0.0052	0.9948	98.24
19.5	13,408,734	146,196	0.0109	0.9891	97.73
20.5	12,917,043	56,928	0.0044	0.9956	96.66
21.5	12,694,898	85,106	0.0067	0.9933	96.24
22.5	12,232,464	14,004	0.0011	0.9989	95.59
23.5	11,803,192	23,341	0.0020	0.9980	95.48
24.5	8,787,494	20,400	0.0023	0.9977	95.29
25.5	8,662,063	74,876	0.0086	0.9914	95.07
26.5	8,432,816	133,759	0.0159	0.9841	94.25
27.5	8,273,459	12,997	0.0016	0.9984	92.76
28.5	8,170,823	14,733	0.0018	0.9982	92.61
29.5	7,391,535		0.0000	1.0000	92.44
30.5	7,368,007	1,701	0.0002	0.9998	92.44
31.5	7,145,671	132	0.0000	1.0000	92.42
32.5	7,114,255	8,446	0.0012	0.9988	92.42
33.5	2,260,983		0.0000	1.0000	92.31
34.5	2,227,646	90	0.0000	1.0000	92.31
35.5	2,222,243	19,495	0.0088	0.9912	92.31
36.5	2,198,397	24,888	0.0113	0.9887	91.50
37.5	2,014,811	10,067	0.0050	0.9950	90.46
38.5	1,993,685	1,945	0.0010	0.9990	90.01

AQUA PENNSYLVANIA, INC.

ACCOUNT 304.61 OFFICE BUILDINGS

ORIGINAL LIFE TABLE, CONT.

PLACEMENT BAND 1899-2019			EXPERIENCE BAND 1952-2019		
AGE AT BEGIN OF INTERVAL	EXPOSURES AT BEGINNING OF AGE INTERVAL	RETIREMENTS DURING AGE INTERVAL	RETMT RATIO	SURV RATIO	PCT SURV BEGIN OF INTERVAL
39.5	1,965,238	633	0.0003	0.9997	89.92
40.5	1,407,853	6,482	0.0046	0.9954	89.89
41.5	1,354,123	9,407	0.0069	0.9931	89.48
42.5	1,227,918	13,924	0.0113	0.9887	88.86
43.5	1,213,994	177,492	0.1462	0.8538	87.85
44.5	1,036,502	10,859	0.0105	0.9895	75.01
45.5	1,010,811	266,526	0.2637	0.7363	74.22
46.5	737,548	69,929	0.0948	0.9052	54.65
47.5	667,619	4,985	0.0075	0.9925	49.47
48.5	662,483	4,714	0.0071	0.9929	49.10
49.5	657,768		0.0000	1.0000	48.75
50.5	657,456	4,226	0.0064	0.9936	48.75
51.5	653,231	5,829	0.0089	0.9911	48.44
52.5	651,586	79,563	0.1221	0.8779	48.00
53.5	549,023	958	0.0017	0.9983	42.14
54.5	548,065	880	0.0016	0.9984	42.07
55.5	547,185	3,352	0.0061	0.9939	42.00
56.5	543,437	1,710	0.0031	0.9969	41.74
57.5	541,727	72,301	0.1335	0.8665	41.61
58.5	469,426	167,681	0.3572	0.6428	36.06
59.5	301,649	5,869	0.0195	0.9805	23.18
60.5	295,780	3,322	0.0112	0.9888	22.73
61.5	292,458	7,263	0.0248	0.9752	22.47
62.5	268,466	433	0.0016	0.9984	21.91
63.5	268,034	3,766	0.0141	0.9859	21.88
64.5	264,267	138	0.0005	0.9995	21.57
65.5	264,130	1,663	0.0063	0.9937	21.56
66.5	261,933	538	0.0021	0.9979	21.42
67.5	248,483	67,139	0.2702	0.7298	21.38
68.5	181,129		0.0000	1.0000	15.60
69.5	181,129	534	0.0029	0.9971	15.60
70.5	180,551	11	0.0001	0.9999	15.56
71.5	180,540		0.0000	1.0000	15.56
72.5	180,540		0.0000	1.0000	15.56
73.5	180,540		0.0000	1.0000	15.56
74.5	176,041		0.0000	1.0000	15.56
75.5	176,041		0.0000	1.0000	15.56
76.5	176,041		0.0000	1.0000	15.56
77.5	176,041		0.0000	1.0000	15.56
78.5	176,041		0.0000	1.0000	15.56

AQUA PENNSYLVANIA, INC.

ACCOUNT 304.61 OFFICE BUILDINGS

ORIGINAL LIFE TABLE, CONT.

PLACEMENT BAND 1899-2019			EXPERIENCE BAND 1952-2019		
AGE AT BEGIN OF INTERVAL	EXPOSURES AT BEGINNING OF AGE INTERVAL	RETIREMENTS DURING AGE INTERVAL	RETMT RATIO	SURV RATIO	PCT SURV BEGIN OF INTERVAL
79.5	176,041		0.0000	1.0000	15.56
80.5	176,041		0.0000	1.0000	15.56
81.5	176,041		0.0000	1.0000	15.56
82.5	176,041		0.0000	1.0000	15.56
83.5	176,041	1,721	0.0098	0.9902	15.56
84.5	174,319	636	0.0036	0.9964	15.40
85.5	173,683	865	0.0050	0.9950	15.35
86.5	172,819	1,142	0.0066	0.9934	15.27
87.5	171,677	4,681	0.0273	0.9727	15.17
88.5	166,996	23,861	0.1429	0.8571	14.76
89.5	143,135	96,221	0.6722	0.3278	12.65
90.5	46,914	20,070	0.4278	0.5722	4.15
91.5	26,844		0.0000	1.0000	2.37
92.5	26,844		0.0000	1.0000	2.37
93.5	26,844	16,486	0.6142	0.3858	2.37
94.5					0.92

AQUA PENNSYLVANIA, INC.

ACCOUNT 304.61 OFFICE BUILDINGS

ORIGINAL LIFE TABLE

PLACEMENT BAND 1925-2019

EXPERIENCE BAND 1985-2019

AGE AT BEGIN OF INTERVAL	EXPOSURES AT BEGINNING OF AGE INTERVAL	RETIREMENTS DURING AGE INTERVAL	RETMT RATIO	SURV RATIO	PCT SURV BEGIN OF INTERVAL
0.0	61,027,952		0.0000	1.0000	100.00
0.5	52,167,959		0.0000	1.0000	100.00
1.5	47,617,795		0.0000	1.0000	100.00
2.5	40,494,556	19,494	0.0005	0.9995	100.00
3.5	38,642,429	13,618	0.0004	0.9996	99.95
4.5	36,700,627	12,574	0.0003	0.9997	99.92
5.5	37,555,600	55,880	0.0015	0.9985	99.88
6.5	37,249,049	38,616	0.0010	0.9990	99.73
7.5	37,026,672	36,512	0.0010	0.9990	99.63
8.5	36,327,763	2,051	0.0001	0.9999	99.53
9.5	34,806,237	8,503	0.0002	0.9998	99.53
10.5	32,638,157	19,689	0.0006	0.9994	99.50
11.5	31,101,105	13,465	0.0004	0.9996	99.44
12.5	29,083,960	25,096	0.0009	0.9991	99.40
13.5	21,213,350	15,298	0.0007	0.9993	99.31
14.5	17,577,411	9,603	0.0005	0.9995	99.24
15.5	16,049,859	1,332	0.0001	0.9999	99.19
16.5	15,867,838	22,906	0.0014	0.9986	99.18
17.5	13,780,331	34,049	0.0025	0.9975	99.04
18.5	13,130,368	51,430	0.0039	0.9961	98.79
19.5	12,862,401	140,914	0.0110	0.9890	98.40
20.5	12,385,238	51,060	0.0041	0.9959	97.33
21.5	12,177,777	83,086	0.0068	0.9932	96.93
22.5	11,720,521	9,763	0.0008	0.9992	96.26
23.5	11,280,139	16,329	0.0014	0.9986	96.18
24.5	8,252,466	17,525	0.0021	0.9979	96.04
25.5	8,427,667	74,876	0.0089	0.9911	95.84
26.5	8,174,652	133,032	0.0163	0.9837	94.99
27.5	8,007,918	1,064	0.0001	0.9999	93.44
28.5	7,924,378	14,733	0.0019	0.9981	93.43
29.5	7,145,416		0.0000	1.0000	93.26
30.5	7,133,312		0.0000	1.0000	93.26
31.5	6,913,284		0.0000	1.0000	93.26
32.5	6,897,475	1,000	0.0001	0.9999	93.26
33.5	1,984,748		0.0000	1.0000	93.24
34.5	2,020,194		0.0000	1.0000	93.24
35.5	2,014,923	19,445	0.0097	0.9903	93.24
36.5	1,991,875	24,888	0.0125	0.9875	92.34
37.5	1,808,465	9,683	0.0054	0.9946	91.19
38.5	1,787,723	1,945	0.0011	0.9989	90.70

AQUA PENNSYLVANIA, INC.

ACCOUNT 304.61 OFFICE BUILDINGS

ORIGINAL LIFE TABLE, CONT.

PLACEMENT BAND 1925-2019			EXPERIENCE BAND 1985-2019			
AGE AT BEGIN OF INTERVAL	EXPOSURES AT BEGINNING OF AGE INTERVAL	RETIREMENTS DURING AGE INTERVAL	RETMT RATIO	SURV RATIO	PCT SURV BEGIN OF INTERVAL	
39.5	1,759,276	633	0.0004	0.9996	90.60	
40.5	1,202,705	6,482	0.0054	0.9946	90.57	
41.5	1,148,974	9,407	0.0082	0.9918	90.08	
42.5	1,022,769	13,924	0.0136	0.9864	89.34	
43.5	1,008,846	176,098	0.1746	0.8254	88.13	
44.5	832,748	10,859	0.0130	0.9870	72.75	
45.5	821,889	265,435	0.3230	0.6770	71.80	
46.5	549,716	69,929	0.1272	0.8728	48.61	
47.5	479,787	3,331	0.0069	0.9931	42.43	
48.5	476,304	4,714	0.0099	0.9901	42.13	
49.5	471,590		0.0000	1.0000	41.71	
50.5	471,278	271	0.0006	0.9994	41.71	
51.5	471,008	3,699	0.0079	0.9921	41.69	
52.5	466,686	79,563	0.1705	0.8295	41.36	
53.5	364,123	958	0.0026	0.9974	34.31	
54.5	363,165	880	0.0024	0.9976	34.22	
55.5	362,285	2,538	0.0070	0.9930	34.14	
56.5	359,747	1,710	0.0048	0.9952	33.90	
57.5	507,388	72,301	0.1425	0.8575	33.74	
58.5	435,087	167,681	0.3854	0.6146	28.93	
59.5	296,843	5,670	0.0191	0.9809	17.78	
60.5	291,172	3,322	0.0114	0.9886	17.44	
61.5	287,851	7,263	0.0252	0.9748	17.24	
62.5	263,859	325	0.0012	0.9988	16.81	
63.5	263,534	3,766	0.0143	0.9857	16.79	
64.5	259,768	138	0.0005	0.9995	16.55	
65.5	259,630	1,663	0.0064	0.9936	16.54	
66.5	257,433	538	0.0021	0.9979	16.43	
67.5	243,983	67,139	0.2752	0.7248	16.40	
68.5	176,629		0.0000	1.0000	11.89	
69.5	176,629	534	0.0030	0.9970	11.89	
70.5	176,051	11	0.0001	0.9999	11.85	
71.5	176,041		0.0000	1.0000	11.85	
72.5	176,041		0.0000	1.0000	11.85	
73.5	176,041		0.0000	1.0000	11.85	
74.5	176,041		0.0000	1.0000	11.85	
75.5	176,041		0.0000	1.0000	11.85	
76.5	176,041		0.0000	1.0000	11.85	
77.5	176,041		0.0000	1.0000	11.85	
78.5	176,041		0.0000	1.0000	11.85	

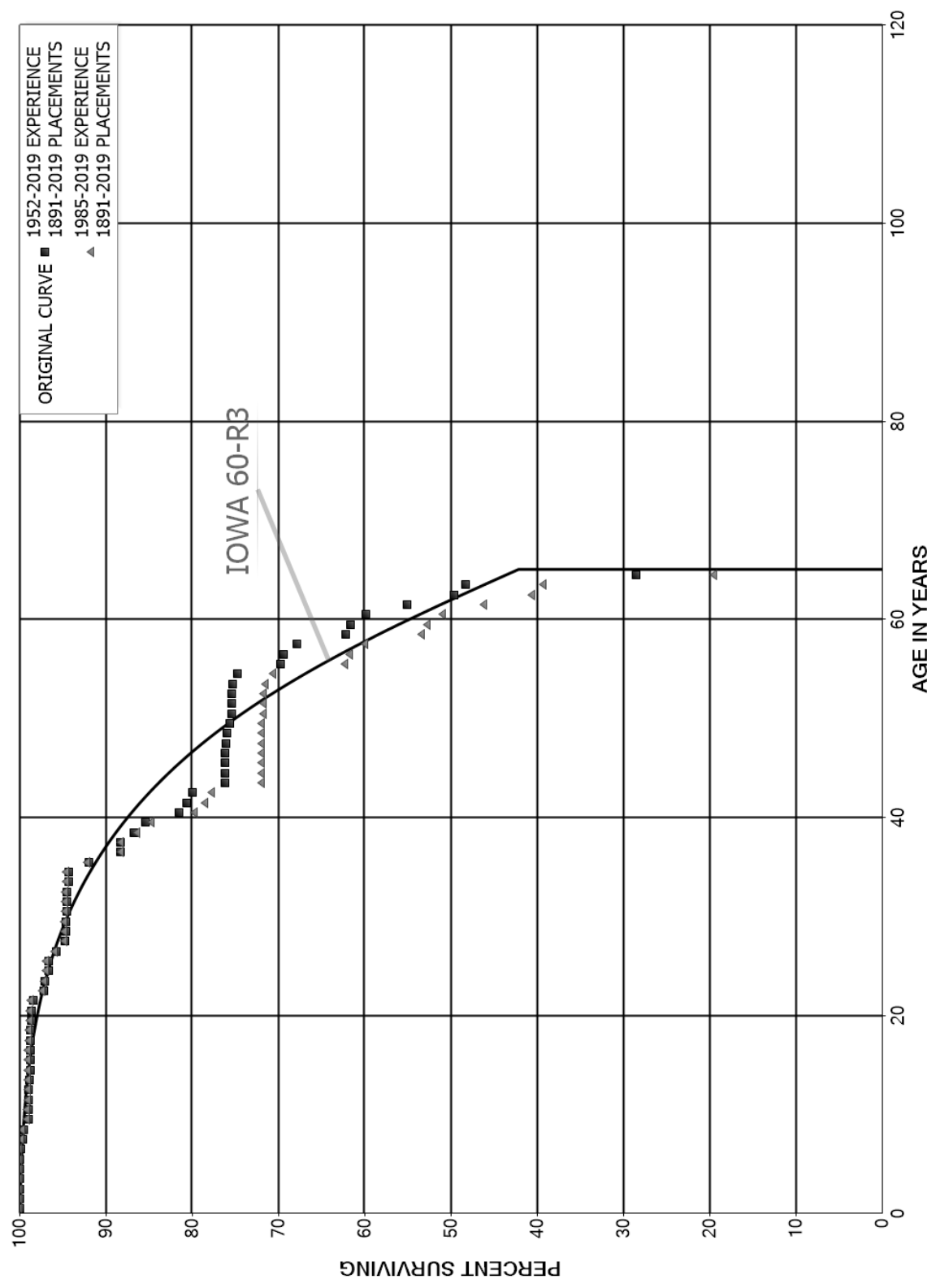
AQUA PENNSYLVANIA, INC.

ACCOUNT 304.61 OFFICE BUILDINGS

ORIGINAL LIFE TABLE, CONT.

PLACEMENT BAND 1925-2019			EXPERIENCE BAND 1985-2019		
AGE AT BEGIN OF INTERVAL	EXPOSURES AT BEGINNING OF AGE INTERVAL	RETIREMENTS DURING AGE INTERVAL	RETMT RATIO	SURV RATIO	PCT SURV BEGIN OF INTERVAL
79.5	176,041		0.0000	1.0000	11.85
80.5	176,041		0.0000	1.0000	11.85
81.5	176,041		0.0000	1.0000	11.85
82.5	176,041		0.0000	1.0000	11.85
83.5	176,041	1,721	0.0098	0.9902	11.85
84.5	174,319	636	0.0036	0.9964	11.73
85.5	173,683	865	0.0050	0.9950	11.69
86.5	172,819	1,142	0.0066	0.9934	11.63
87.5	171,677	4,681	0.0273	0.9727	11.55
88.5	166,996	23,861	0.1429	0.8571	11.24
89.5	143,135	96,221	0.6722	0.3278	9.63
90.5	46,914	20,070	0.4278	0.5722	3.16
91.5	26,844		0.0000	1.0000	1.81
92.5	26,844		0.0000	1.0000	1.81
93.5	26,844	16,486	0.6142	0.3858	1.81
94.5					0.70

AQUA PENNSYLVANIA, INC.
 ACCOUNT 304.62 STORES, SHOP AND GARAGE BUILDINGS
 ORIGINAL AND SMOOTH SURVIVOR CURVES



AQUA PENNSYLVANIA, INC.

ACCOUNT 304.62 STORES, SHOP AND GARAGE BUILDINGS

ORIGINAL LIFE TABLE

PLACEMENT BAND 1891-2019

EXPERIENCE BAND 1952-2019

AGE AT BEGIN OF INTERVAL	EXPOSURES AT BEGINNING OF AGE INTERVAL	RETIREMENTS DURING AGE INTERVAL	RETMT RATIO	SURV RATIO	PCT SURV BEGIN OF INTERVAL
0.0	9,141,843		0.0000	1.0000	100.00
0.5	9,177,081		0.0000	1.0000	100.00
1.5	8,784,439		0.0000	1.0000	100.00
2.5	8,807,521	1,100	0.0001	0.9999	100.00
3.5	8,792,163	714	0.0001	0.9999	99.99
4.5	8,753,218	5,419	0.0006	0.9994	99.98
5.5	8,709,638	7,403	0.0008	0.9992	99.92
6.5	8,722,799	20,582	0.0024	0.9976	99.83
7.5	8,697,293	8,215	0.0009	0.9991	99.60
8.5	8,204,405	43,409	0.0053	0.9947	99.50
9.5	8,086,206	2,164	0.0003	0.9997	98.98
10.5	8,057,252	4,376	0.0005	0.9995	98.95
11.5	7,966,774	83	0.0000	1.0000	98.90
12.5	7,908,645	9,054	0.0011	0.9989	98.90
13.5	7,756,719	600	0.0001	0.9999	98.78
14.5	7,699,690	250	0.0000	1.0000	98.77
15.5	7,625,255	46	0.0000	1.0000	98.77
16.5	7,593,289	2,419	0.0003	0.9997	98.77
17.5	7,498,903	1,589	0.0002	0.9998	98.74
18.5	7,476,380	10,830	0.0014	0.9986	98.72
19.5	6,950,314	688	0.0001	0.9999	98.58
20.5	3,840,168	5,215	0.0014	0.9986	98.57
21.5	3,821,072	49,826	0.0130	0.9870	98.43
22.5	3,589,015	4,023	0.0011	0.9989	97.15
23.5	3,603,930	15,720	0.0044	0.9956	97.04
24.5	3,596,458	1,200	0.0003	0.9997	96.62
25.5	3,504,204	31,635	0.0090	0.9910	96.58
26.5	3,425,565	35,832	0.0105	0.9895	95.71
27.5	3,373,143	1,500	0.0004	0.9996	94.71
28.5	3,345,602	1,859	0.0006	0.9994	94.67
29.5	3,236,083	3,991	0.0012	0.9988	94.62
30.5	3,249,520		0.0000	1.0000	94.50
31.5	3,246,222	485	0.0001	0.9999	94.50
32.5	3,190,177	5,738	0.0018	0.9982	94.48
33.5	3,170,803		0.0000	1.0000	94.31
34.5	3,098,696	76,336	0.0246	0.9754	94.31
35.5	488,234	19,833	0.0406	0.9594	91.99
36.5	455,783		0.0000	1.0000	88.25
37.5	453,820	7,598	0.0167	0.9833	88.25
38.5	434,099	6,687	0.0154	0.9846	86.78

AQUA PENNSYLVANIA, INC.

ACCOUNT 304.62 STORES, SHOP AND GARAGE BUILDINGS

ORIGINAL LIFE TABLE, CONT.

PLACEMENT BAND 1891-2019

EXPERIENCE BAND 1952-2019

AGE AT BEGIN OF INTERVAL	EXPOSURES AT BEGINNING OF AGE INTERVAL	RETIREMENTS DURING AGE INTERVAL	RETMT RATIO	SURV RATIO	PCT SURV BEGIN OF INTERVAL
39.5	427,412	19,729	0.0462	0.9538	85.44
40.5	384,523	4,405	0.0115	0.9885	81.50
41.5	382,088	2,958	0.0077	0.9923	80.56
42.5	271,881	12,622	0.0464	0.9536	79.94
43.5	259,259		0.0000	1.0000	76.23
44.5	263,903		0.0000	1.0000	76.23
45.5	263,793		0.0000	1.0000	76.23
46.5	263,724	650	0.0025	0.9975	76.23
47.5	262,792	150	0.0006	0.9994	76.04
48.5	259,107	1,390	0.0054	0.9946	76.00
49.5	257,717	640	0.0025	0.9975	75.59
50.5	261,787	26	0.0001	0.9999	75.40
51.5	261,761		0.0000	1.0000	75.39
52.5	277,482	393	0.0014	0.9986	75.39
53.5	276,371	2,000	0.0072	0.9928	75.29
54.5	274,370	18,451	0.0672	0.9328	74.74
55.5	216,947	869	0.0040	0.9960	69.72
56.5	179,396	4,182	0.0233	0.9767	69.44
57.5	175,099	14,600	0.0834	0.9166	67.82
58.5	156,464	1,476	0.0094	0.9906	62.16
59.5	154,988	4,365	0.0282	0.9718	61.58
60.5	151,304	12,120	0.0801	0.9199	59.84
61.5	139,184	13,809	0.0992	0.9008	55.05
62.5	125,375	3,314	0.0264	0.9736	49.59
63.5	121,190	49,590	0.4092	0.5908	48.28
64.5	71,416	1,516	0.0212	0.9788	28.52
65.5	69,900	694	0.0099	0.9901	27.92
66.5	70,156	117	0.0017	0.9983	27.64
67.5	70,039	21,573	0.3080	0.6920	27.59
68.5	48,393		0.0000	1.0000	19.09
69.5	48,393		0.0000	1.0000	19.09
70.5	48,103		0.0000	1.0000	19.09
71.5	48,103		0.0000	1.0000	19.09
72.5	48,103		0.0000	1.0000	19.09
73.5	48,103		0.0000	1.0000	19.09
74.5	48,103	4,709	0.0979	0.9021	19.09
75.5	43,393		0.0000	1.0000	17.22
76.5	43,393		0.0000	1.0000	17.22
77.5	43,393	1,063	0.0245	0.9755	17.22
78.5	42,330	355	0.0084	0.9916	16.80

AQUA PENNSYLVANIA, INC.

ACCOUNT 304.62 STORES, SHOP AND GARAGE BUILDINGS

ORIGINAL LIFE TABLE, CONT.

PLACEMENT BAND 1891-2019			EXPERIENCE BAND 1952-2019			
AGE AT BEGIN OF INTERVAL	EXPOSURES AT BEGINNING OF AGE INTERVAL	RETIREMENTS DURING AGE INTERVAL	RETMT RATIO	SURV RATIO	PCT SURV BEGIN OF INTERVAL	
79.5	41,975	200	0.0048	0.9952	16.66	
80.5	41,775	431	0.0103	0.9897	16.58	
81.5	41,344	400	0.0097	0.9903	16.41	
82.5	40,944	52	0.0013	0.9987	16.25	
83.5	40,892		0.0000	1.0000	16.23	
84.5	40,892	42	0.0010	0.9990	16.23	
85.5	35,239	3,695	0.1049	0.8951	16.22	
86.5	31,543	694	0.0220	0.9780	14.51	
87.5	30,850		0.0000	1.0000	14.20	
88.5	30,850		0.0000	1.0000	14.20	
89.5	30,850	68	0.0022	0.9978	14.20	
90.5	30,782	18,901	0.6140	0.3860	14.16	
91.5	11,880		0.0000	1.0000	5.47	
92.5	11,880		0.0000	1.0000	5.47	
93.5	11,880	309	0.0260	0.9740	5.47	
94.5	11,571		0.0000	1.0000	5.32	
95.5	11,571		0.0000	1.0000	5.32	
96.5	11,571		0.0000	1.0000	5.32	
97.5	11,571	578	0.0499	0.9501	5.32	
98.5	10,352	872	0.0843	0.9157	5.06	
99.5	9,480	1,901	0.2005	0.7995	4.63	
100.5	7,579	476	0.0628	0.9372	3.70	
101.5	7,103		0.0000	1.0000	3.47	
102.5	7,103		0.0000	1.0000	3.47	
103.5	7,103	681	0.0959	0.9041	3.47	
104.5	6,402		0.0000	1.0000	3.14	
105.5	6,402	1,501	0.2345	0.7655	3.14	
106.5	4,901		0.0000	1.0000	2.40	
107.5	4,901	158	0.0322	0.9678	2.40	
108.5	4,743	30	0.0063	0.9937	2.32	
109.5	4,713		0.0000	1.0000	2.31	
110.5	2,823		0.0000	1.0000	2.31	
111.5	2,823		0.0000	1.0000	2.31	
112.5					2.31	

AQUA PENNSYLVANIA, INC.

ACCOUNT 304.62 STORES, SHOP AND GARAGE BUILDINGS

ORIGINAL LIFE TABLE

PLACEMENT BAND 1891-2019

EXPERIENCE BAND 1985-2019

AGE AT BEGIN OF INTERVAL	EXPOSURES AT BEGINNING OF AGE INTERVAL	RETIREMENTS DURING AGE INTERVAL	RETMT RATIO	SURV RATIO	PCT SURV BEGIN OF INTERVAL
0.0	6,211,816		0.0000	1.0000	100.00
0.5	8,503,019		0.0000	1.0000	100.00
1.5	8,183,368		0.0000	1.0000	100.00
2.5	8,123,824	1,100	0.0001	0.9999	100.00
3.5	8,127,154	714	0.0001	0.9999	99.99
4.5	8,098,001		0.0000	1.0000	99.98
5.5	8,105,193	4,101	0.0005	0.9995	99.98
6.5	8,146,249	20,178	0.0025	0.9975	99.93
7.5	8,140,168	4,979	0.0006	0.9994	99.68
8.5	7,684,452	42,922	0.0056	0.9944	99.62
9.5	7,617,399	650	0.0001	0.9999	99.06
10.5	7,602,351	4,204	0.0006	0.9994	99.05
11.5	7,511,998		0.0000	1.0000	99.00
12.5	7,453,660	6,773	0.0009	0.9991	99.00
13.5	7,307,550		0.0000	1.0000	98.91
14.5	7,250,319		0.0000	1.0000	98.91
15.5	7,176,135		0.0000	1.0000	98.91
16.5	7,145,141	2,419	0.0003	0.9997	98.91
17.5	7,050,836	153	0.0000	1.0000	98.88
18.5	7,030,672	9,018	0.0013	0.9987	98.87
19.5	6,510,003	688	0.0001	0.9999	98.75
20.5	3,402,596	2,940	0.0009	0.9991	98.74
21.5	3,387,043	48,530	0.0143	0.9857	98.65
22.5	3,160,665	4,023	0.0013	0.9987	97.24
23.5	3,176,397	10,457	0.0033	0.9967	97.11
24.5	3,140,492		0.0000	1.0000	96.79
25.5	3,049,064	30,719	0.0101	0.9899	96.79
26.5	2,968,493	34,269	0.0115	0.9885	95.82
27.5	2,917,864		0.0000	1.0000	94.71
28.5	2,915,867	638	0.0002	0.9998	94.71
29.5	2,812,821	3,010	0.0011	0.9989	94.69
30.5	2,971,192		0.0000	1.0000	94.59
31.5	2,998,124	18	0.0000	1.0000	94.59
32.5	2,944,463	1,811	0.0006	0.9994	94.59
33.5	2,948,656		0.0000	1.0000	94.53
34.5	2,881,453	76,336	0.0265	0.9735	94.53
35.5	382,703	15,877	0.0415	0.9585	92.03
36.5	350,863		0.0000	1.0000	88.21
37.5	357,543	7,598	0.0213	0.9787	88.21
38.5	337,822	6,687	0.0198	0.9802	86.33

AQUA PENNSYLVANIA, INC.

ACCOUNT 304.62 STORES, SHOP AND GARAGE BUILDINGS

ORIGINAL LIFE TABLE, CONT.

PLACEMENT BAND 1891-2019			EXPERIENCE BAND 1985-2019		
AGE AT BEGIN OF INTERVAL	EXPOSURES AT BEGINNING OF AGE INTERVAL	RETIREMENTS DURING AGE INTERVAL	RETMT RATIO	SURV RATIO	PCT SURV BEGIN OF INTERVAL
39.5	331,135	19,729	0.0596	0.9404	84.63
40.5	290,097	4,405	0.0152	0.9848	79.58
41.5	285,692	2,958	0.0104	0.9896	78.38
42.5	172,052	12,622	0.0734	0.9266	77.56
43.5	159,430		0.0000	1.0000	71.87
44.5	159,430		0.0000	1.0000	71.87
45.5	159,319		0.0000	1.0000	71.87
46.5	159,251		0.0000	1.0000	71.87
47.5	159,755		0.0000	1.0000	71.87
48.5	156,220		0.0000	1.0000	71.87
49.5	156,220	640	0.0041	0.9959	71.87
50.5	155,580		0.0000	1.0000	71.58
51.5	155,580		0.0000	1.0000	71.58
52.5	155,580	381	0.0024	0.9976	71.58
53.5	154,533	2,000	0.0129	0.9871	71.40
54.5	152,533	18,064	0.1184	0.8816	70.48
55.5	105,606	869	0.0082	0.9918	62.13
56.5	104,737	3,083	0.0294	0.9706	61.62
57.5	133,827	14,600	0.1091	0.8909	59.81
58.5	116,350	1,476	0.0127	0.9873	53.28
59.5	131,594	4,365	0.0332	0.9668	52.61
60.5	127,229	12,120	0.0953	0.9047	50.86
61.5	115,109	13,809	0.1200	0.8800	46.02
62.5	101,300	3,314	0.0327	0.9673	40.50
63.5	97,985	49,590	0.5061	0.4939	39.17
64.5	48,211	1,516	0.0314	0.9686	19.35
65.5	46,695	694	0.0149	0.9851	18.74
66.5	46,952	117	0.0025	0.9975	18.46
67.5	46,835	21,573	0.4606	0.5394	18.41
68.5	25,188		0.0000	1.0000	9.93
69.5	29,036		0.0000	1.0000	9.93
70.5	29,036		0.0000	1.0000	9.93
71.5	29,036		0.0000	1.0000	9.93
72.5	29,036		0.0000	1.0000	9.93
73.5	29,036		0.0000	1.0000	9.93
74.5	29,036		0.0000	1.0000	9.93
75.5	32,457		0.0000	1.0000	9.93
76.5	32,457		0.0000	1.0000	9.93
77.5	37,101	1,063	0.0287	0.9713	9.93
78.5	36,038	355	0.0098	0.9902	9.65

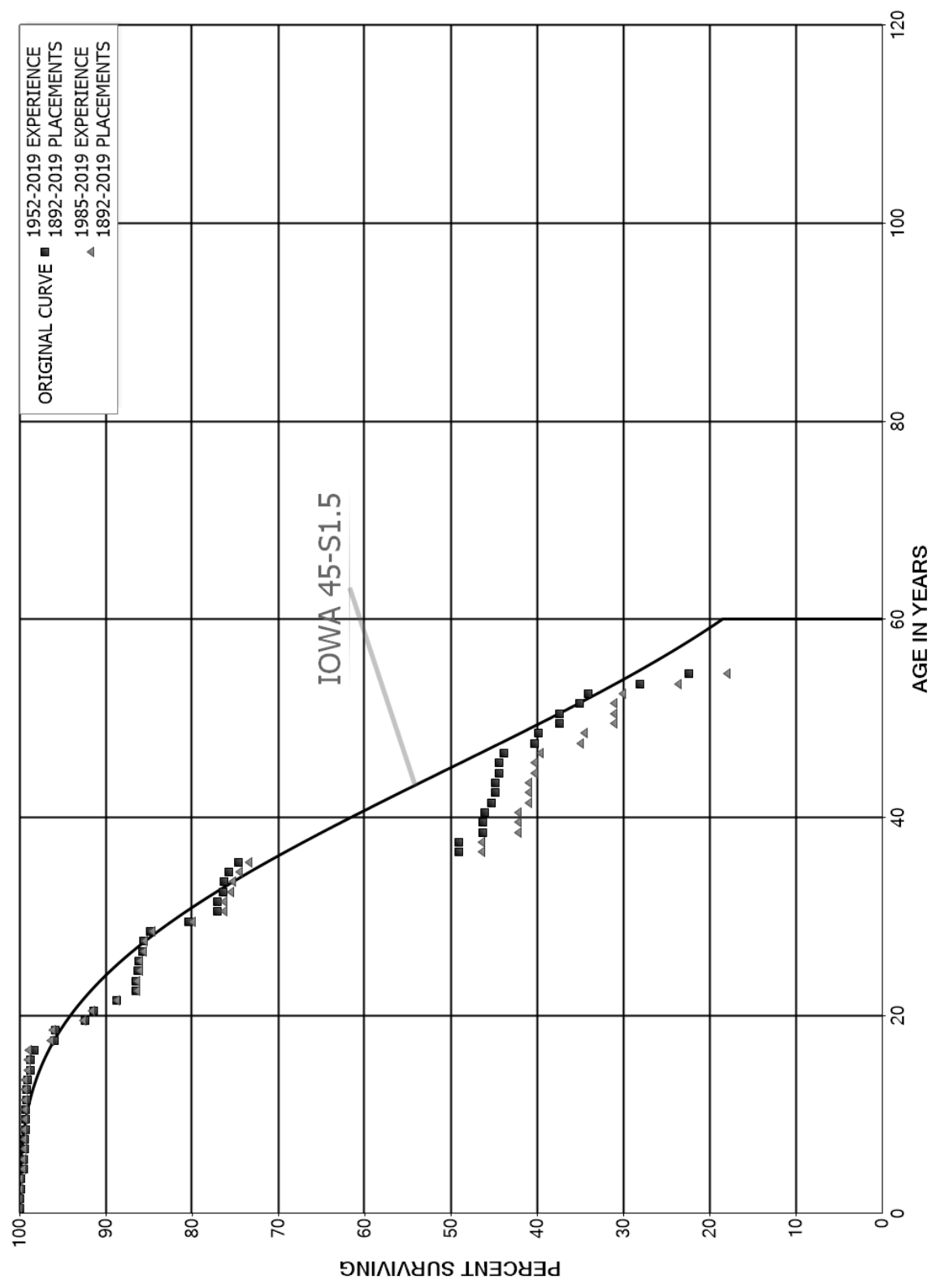
AQUA PENNSYLVANIA, INC.

ACCOUNT 304.62 STORES, SHOP AND GARAGE BUILDINGS

ORIGINAL LIFE TABLE, CONT.

PLACEMENT BAND 1891-2019			EXPERIENCE BAND 1985-2019			
AGE AT BEGIN OF INTERVAL	EXPOSURES AT BEGINNING OF AGE INTERVAL	RETIREMENTS DURING AGE INTERVAL	RETMT RATIO	SURV RATIO	PCT SURV BEGIN OF INTERVAL	
79.5	35,683	200	0.0056	0.9944	9.55	
80.5	35,483	431	0.0121	0.9879	9.50	
81.5	35,052	400	0.0114	0.9886	9.38	
82.5	34,652	52	0.0015	0.9985	9.28	
83.5	34,600		0.0000	1.0000	9.26	
84.5	34,600	42	0.0012	0.9988	9.26	
85.5	34,558	3,695	0.1069	0.8931	9.25	
86.5	30,862	694	0.0225	0.9775	8.26	
87.5	30,169		0.0000	1.0000	8.08	
88.5	30,169		0.0000	1.0000	8.08	
89.5	30,169	68	0.0022	0.9978	8.08	
90.5	30,101	18,901	0.6279	0.3721	8.06	
91.5	11,200		0.0000	1.0000	3.00	
92.5	11,200		0.0000	1.0000	3.00	
93.5	11,880	309	0.0260	0.9740	3.00	
94.5	11,571		0.0000	1.0000	2.92	
95.5	11,571		0.0000	1.0000	2.92	
96.5	11,571		0.0000	1.0000	2.92	
97.5	11,571	578	0.0499	0.9501	2.92	
98.5	10,352	872	0.0843	0.9157	2.77	
99.5	9,480	1,901	0.2005	0.7995	2.54	
100.5	7,579	476	0.0628	0.9372	2.03	
101.5	7,103		0.0000	1.0000	1.90	
102.5	7,103		0.0000	1.0000	1.90	
103.5	7,103	681	0.0959	0.9041	1.90	
104.5	6,402		0.0000	1.0000	1.72	
105.5	6,402	1,501	0.2345	0.7655	1.72	
106.5	4,901		0.0000	1.0000	1.32	
107.5	4,901	158	0.0322	0.9678	1.32	
108.5	4,743	30	0.0063	0.9937	1.27	
109.5	4,713		0.0000	1.0000	1.27	
110.5	2,823		0.0000	1.0000	1.27	
111.5	2,823		0.0000	1.0000	1.27	
112.5					1.27	

AQUA PENNSYLVANIA, INC.
 ACCOUNT 304.63 MISCELLANEOUS STRUCTURES AND IMPROVEMENTS
 ORIGINAL AND SMOOTH SURVIVOR CURVES



AQUA PENNSYLVANIA, INC.

ACCOUNT 304.63 MISCELLANEOUS STRUCTURES AND IMPROVEMENTS

ORIGINAL LIFE TABLE

PLACEMENT BAND 1892-2019

EXPERIENCE BAND 1952-2019

AGE AT BEGIN OF INTERVAL	EXPOSURES AT BEGINNING OF AGE INTERVAL	RETIREMENTS DURING AGE INTERVAL	RETMT RATIO	SURV RATIO	PCT SURV BEGIN OF INTERVAL
0.0	35,224,769		0.0000	1.0000	100.00
0.5	34,332,019	9,812	0.0003	0.9997	100.00
1.5	33,685,424	34,674	0.0010	0.9990	99.97
2.5	30,418,121	363	0.0000	1.0000	99.87
3.5	29,448,197	101,262	0.0034	0.9966	99.87
4.5	27,600,908	15,375	0.0006	0.9994	99.52
5.5	26,475,228	28,938	0.0011	0.9989	99.47
6.5	25,528,188	3,512	0.0001	0.9999	99.36
7.5	20,886,726	2,668	0.0001	0.9999	99.35
8.5	20,196,186	7,926	0.0004	0.9996	99.33
9.5	18,605,538	7,712	0.0004	0.9996	99.29
10.5	10,691,872	9,544	0.0009	0.9991	99.25
11.5	6,305,861	349	0.0001	0.9999	99.16
12.5	4,054,749	4,007	0.0010	0.9990	99.16
13.5	3,906,395	14,759	0.0038	0.9962	99.06
14.5	3,715,591	390	0.0001	0.9999	98.69
15.5	3,681,051	15,997	0.0043	0.9957	98.68
16.5	3,523,286	81,955	0.0233	0.9767	98.25
17.5	3,428,097	5,669	0.0017	0.9983	95.96
18.5	3,273,171	114,771	0.0351	0.9649	95.80
19.5	3,178,192	36,216	0.0114	0.9886	92.44
20.5	3,080,894	90,279	0.0293	0.9707	91.39
21.5	2,909,148	70,797	0.0243	0.9757	88.71
22.5	2,843,475	873	0.0003	0.9997	86.55
23.5	2,836,263	8,284	0.0029	0.9971	86.53
24.5	2,840,909	3,736	0.0013	0.9987	86.27
25.5	2,747,261	13,470	0.0049	0.9951	86.16
26.5	2,716,990	5,342	0.0020	0.9980	85.74
27.5	2,665,945	23,143	0.0087	0.9913	85.57
28.5	2,474,272	129,467	0.0523	0.9477	84.83
29.5	2,270,019	94,936	0.0418	0.9582	80.39
30.5	2,081,100		0.0000	1.0000	77.03
31.5	1,278,013	10,813	0.0085	0.9915	77.03
32.5	1,160,170	2,188	0.0019	0.9981	76.38
33.5	678,132	4,740	0.0070	0.9930	76.23
34.5	572,895	8,101	0.0141	0.9859	75.70
35.5	558,360	190,903	0.3419	0.6581	74.63
36.5	240,605	50	0.0002	0.9998	49.11
37.5	108,650	6,129	0.0564	0.9436	49.10
38.5	98,906		0.0000	1.0000	46.33

AQUA PENNSYLVANIA, INC.

ACCOUNT 304.63 MISCELLANEOUS STRUCTURES AND IMPROVEMENTS

ORIGINAL LIFE TABLE, CONT.

PLACEMENT BAND 1892-2019

EXPERIENCE BAND 1952-2019

AGE AT BEGIN OF INTERVAL	EXPOSURES AT BEGINNING OF AGE INTERVAL	RETIREMENTS DURING AGE INTERVAL	RETMT RATIO	SURV RATIO	PCT SURV BEGIN OF INTERVAL
39.5	98,596	468	0.0048	0.9952	46.33
40.5	109,188	1,892	0.0173	0.9827	46.11
41.5	106,986	1,003	0.0094	0.9906	45.31
42.5	103,461		0.0000	1.0000	44.89
43.5	102,092	1,086	0.0106	0.9894	44.89
44.5	100,071	94	0.0009	0.9991	44.41
45.5	101,754	1,301	0.0128	0.9872	44.37
46.5	99,548	8,046	0.0808	0.9192	43.80
47.5	89,644	909	0.0101	0.9899	40.26
48.5	77,177	4,748	0.0615	0.9385	39.85
49.5	55,759		0.0000	1.0000	37.40
50.5	53,406	3,360	0.0629	0.9371	37.40
51.5	39,957	1,170	0.0293	0.9707	35.05
52.5	42,364	7,480	0.1766	0.8234	34.02
53.5	39,758	7,928	0.1994	0.8006	28.02
54.5	34,377	2,437	0.0709	0.9291	22.43
55.5	30,594		0.0000	1.0000	20.84
56.5	30,594		0.0000	1.0000	20.84
57.5	30,594		0.0000	1.0000	20.84
58.5	27,597		0.0000	1.0000	20.84
59.5	32,507		0.0000	1.0000	20.84
60.5	32,507	1,010	0.0311	0.9689	20.84
61.5	31,496	552	0.0175	0.9825	20.19
62.5	30,945		0.0000	1.0000	19.84
63.5	30,945	100	0.0032	0.9968	19.84
64.5	30,845	75	0.0024	0.9976	19.77
65.5	30,770		0.0000	1.0000	19.72
66.5	30,770		0.0000	1.0000	19.72
67.5	30,770		0.0000	1.0000	19.72
68.5	30,770		0.0000	1.0000	19.72
69.5	30,770	679	0.0221	0.9779	19.72
70.5	29,601	1,877	0.0634	0.9366	19.29
71.5	23,072	664	0.0288	0.9712	18.07
72.5	22,263	573	0.0257	0.9743	17.55
73.5	21,690	4,520	0.2084	0.7916	17.09
74.5	16,891	4,120	0.2439	0.7561	13.53
75.5	12,771		0.0000	1.0000	10.23
76.5	9,981		0.0000	1.0000	10.23
77.5	9,981		0.0000	1.0000	10.23
78.5	17,103		0.0000	1.0000	10.23

AQUA PENNSYLVANIA, INC.

ACCOUNT 304.63 MISCELLANEOUS STRUCTURES AND IMPROVEMENTS

ORIGINAL LIFE TABLE, CONT.

PLACEMENT BAND 1892-2019			EXPERIENCE BAND 1952-2019		
AGE AT BEGIN OF INTERVAL	EXPOSURES AT BEGINNING OF AGE INTERVAL	RETIREMENTS DURING AGE INTERVAL	RETMT RATIO	SURV RATIO	PCT SURV BEGIN OF INTERVAL
79.5	16,349		0.0000	1.0000	10.23
80.5	7,097		0.0000	1.0000	10.23
81.5	6,830		0.0000	1.0000	10.23
82.5	4,458	599	0.1343	0.8657	10.23
83.5	3,859		0.0000	1.0000	8.86
84.5	3,859		0.0000	1.0000	8.86
85.5	3,859		0.0000	1.0000	8.86
86.5	3,859		0.0000	1.0000	8.86
87.5	3,859		0.0000	1.0000	8.86
88.5	3,859		0.0000	1.0000	8.86
89.5	3,859		0.0000	1.0000	8.86
90.5	3,859		0.0000	1.0000	8.86
91.5	3,859		0.0000	1.0000	8.86
92.5	3,859		0.0000	1.0000	8.86
93.5	3,859		0.0000	1.0000	8.86
94.5	3,859		0.0000	1.0000	8.86
95.5	3,859		0.0000	1.0000	8.86
96.5	3,859		0.0000	1.0000	8.86
97.5	3,859		0.0000	1.0000	8.86
98.5	3,859		0.0000	1.0000	8.86
99.5	3,859		0.0000	1.0000	8.86
100.5	3,859		0.0000	1.0000	8.86
101.5	3,859		0.0000	1.0000	8.86
102.5	3,859		0.0000	1.0000	8.86
103.5	3,859		0.0000	1.0000	8.86
104.5	3,859		0.0000	1.0000	8.86
105.5	3,859		0.0000	1.0000	8.86
106.5	3,859		0.0000	1.0000	8.86
107.5	3,859		0.0000	1.0000	8.86
108.5	3,859		0.0000	1.0000	8.86
109.5	3,859	2,509	0.6502	0.3498	8.86
110.5	1,350		0.0000	1.0000	3.10
111.5	1,350		0.0000	1.0000	3.10
112.5	1,350		0.0000	1.0000	3.10
113.5	1,350		0.0000	1.0000	3.10
114.5	1,350		0.0000	1.0000	3.10
115.5	1,350		0.0000	1.0000	3.10
116.5	1,350		0.0000	1.0000	3.10
117.5	1,350		0.0000	1.0000	3.10
118.5	1,350		0.0000	1.0000	3.10

AQUA PENNSYLVANIA, INC.

ACCOUNT 304.63 MISCELLANEOUS STRUCTURES AND IMPROVEMENTS

ORIGINAL LIFE TABLE, CONT.

PLACEMENT BAND 1892-2019			EXPERIENCE BAND 1952-2019		
AGE AT BEGIN OF INTERVAL	EXPOSURES AT BEGINNING OF AGE INTERVAL	RETIREMENTS DURING AGE INTERVAL	RETMT RATIO	SURV RATIO	PCT SURV BEGIN OF INTERVAL
119.5	1,350		0.0000	1.0000	3.10
120.5	1,350		0.0000	1.0000	3.10
121.5	1,350		0.0000	1.0000	3.10
122.5	1,350		0.0000	1.0000	3.10
123.5	1,350	185	0.1370	0.8630	3.10
124.5	1,165		0.0000	1.0000	2.67
125.5	1,165		0.0000	1.0000	2.67
126.5	1,165		0.0000	1.0000	2.67
127.5					2.67

AQUA PENNSYLVANIA, INC.

ACCOUNT 304.63 MISCELLANEOUS STRUCTURES AND IMPROVEMENTS

ORIGINAL LIFE TABLE

PLACEMENT BAND 1892-2019

EXPERIENCE BAND 1985-2019

AGE AT BEGIN OF INTERVAL	EXPOSURES AT BEGINNING OF AGE INTERVAL	RETIREMENTS DURING AGE INTERVAL	RETMT RATIO	SURV RATIO	PCT SURV BEGIN OF INTERVAL
0.0	34,653,175		0.0000	1.0000	100.00
0.5	33,780,871	4,238	0.0001	0.9999	100.00
1.5	33,015,560	33,187	0.0010	0.9990	99.99
2.5	29,806,344		0.0000	1.0000	99.89
3.5	28,849,310	101,262	0.0035	0.9965	99.89
4.5	27,045,897	15,299	0.0006	0.9994	99.54
5.5	25,955,312	28,938	0.0011	0.9989	99.48
6.5	25,029,753	3,512	0.0001	0.9999	99.37
7.5	20,472,849	2,668	0.0001	0.9999	99.36
8.5	19,785,692	4,149	0.0002	0.9998	99.34
9.5	18,208,136	6,185	0.0003	0.9997	99.32
10.5	10,301,489	1,267	0.0001	0.9999	99.29
11.5	5,923,612	0	0.0000	1.0000	99.28
12.5	3,675,526		0.0000	1.0000	99.28
13.5	3,548,610	10,255	0.0029	0.9971	99.28
14.5	3,371,378		0.0000	1.0000	98.99
15.5	3,341,999	6,437	0.0019	0.9981	98.99
16.5	3,200,385	81,900	0.0256	0.9744	98.80
17.5	3,109,646	5,669	0.0018	0.9982	96.27
18.5	3,030,275	113,817	0.0376	0.9624	96.09
19.5	2,935,323	32,571	0.0111	0.9889	92.48
20.5	2,859,688	89,275	0.0312	0.9688	91.46
21.5	2,688,945	70,797	0.0263	0.9737	88.60
22.5	2,610,851	873	0.0003	0.9997	86.27
23.5	2,598,094	8,284	0.0032	0.9968	86.24
24.5	2,593,176	1,199	0.0005	0.9995	85.97
25.5	2,500,756	13,434	0.0054	0.9946	85.93
26.5	2,471,297	3,126	0.0013	0.9987	85.47
27.5	2,421,608	23,143	0.0096	0.9904	85.36
28.5	2,232,233	123,764	0.0554	0.9446	84.54
29.5	2,033,871	94,700	0.0466	0.9534	79.85
30.5	1,845,187		0.0000	1.0000	76.14
31.5	1,042,305	10,813	0.0104	0.9896	76.14
32.5	924,987	2,188	0.0024	0.9976	75.35
33.5	448,653	4,740	0.0106	0.9894	75.17
34.5	531,404	8,101	0.0152	0.9848	74.37
35.5	517,359	190,215	0.3677	0.6323	73.24
36.5	200,292		0.0000	1.0000	46.31
37.5	65,998	6,129	0.0929	0.9071	46.31
38.5	56,254		0.0000	1.0000	42.01

AQUA PENNSYLVANIA, INC.

ACCOUNT 304.63 MISCELLANEOUS STRUCTURES AND IMPROVEMENTS

ORIGINAL LIFE TABLE, CONT.

PLACEMENT BAND 1892-2019			EXPERIENCE BAND 1985-2019		
AGE AT BEGIN OF INTERVAL	EXPOSURES AT BEGINNING OF AGE INTERVAL	RETIREMENTS DURING AGE INTERVAL	RETMT RATIO	SURV RATIO	PCT SURV BEGIN OF INTERVAL
39.5	56,700		0.0000	1.0000	42.01
40.5	67,760	1,892	0.0279	0.9721	42.01
41.5	75,458	0	0.0000	1.0000	40.84
42.5	72,936		0.0000	1.0000	40.84
43.5	71,567	1,086	0.0152	0.9848	40.84
44.5	70,299		0.0000	1.0000	40.22
45.5	69,945	1,301	0.0186	0.9814	40.22
46.5	69,005	8,046	0.1166	0.8834	39.47
47.5	60,959	909	0.0149	0.9851	34.87
48.5	48,492	4,748	0.0979	0.9021	34.35
49.5	40,150		0.0000	1.0000	30.99
50.5	37,797	59	0.0016	0.9984	30.99
51.5	36,244	1,170	0.0323	0.9677	30.94
52.5	35,075	7,480	0.2133	0.7867	29.94
53.5	32,469	7,928	0.2442	0.7558	23.55
54.5	24,540	2,437	0.0993	0.9007	17.80
55.5	20,757		0.0000	1.0000	16.03
56.5	20,757		0.0000	1.0000	16.03
57.5	20,757		0.0000	1.0000	16.03
58.5	18,359		0.0000	1.0000	16.03
59.5	18,359		0.0000	1.0000	16.03
60.5	19,342		0.0000	1.0000	16.03
61.5	19,342	552	0.0285	0.9715	16.03
62.5	18,790		0.0000	1.0000	15.58
63.5	18,790		0.0000	1.0000	15.58
64.5	18,790		0.0000	1.0000	15.58
65.5	18,790		0.0000	1.0000	15.58
66.5	18,790		0.0000	1.0000	15.58
67.5	18,790		0.0000	1.0000	15.58
68.5	18,790		0.0000	1.0000	15.58
69.5	18,790	679	0.0361	0.9639	15.58
70.5	17,621	1,877	0.1065	0.8935	15.01
71.5	11,092	664	0.0599	0.9401	13.41
72.5	10,283	516	0.0502	0.9498	12.61
73.5	9,767	4,520	0.4627	0.5373	11.98
74.5	4,969	560	0.1128	0.8872	6.44
75.5	4,408		0.0000	1.0000	5.71
76.5	1,619		0.0000	1.0000	5.71
77.5	1,619		0.0000	1.0000	5.71
78.5	10,871		0.0000	1.0000	5.71

AQUA PENNSYLVANIA, INC.

ACCOUNT 304.63 MISCELLANEOUS STRUCTURES AND IMPROVEMENTS

ORIGINAL LIFE TABLE, CONT.

PLACEMENT BAND 1892-2019			EXPERIENCE BAND 1985-2019		
AGE AT BEGIN OF INTERVAL	EXPOSURES AT BEGINNING OF AGE INTERVAL	RETIREMENTS DURING AGE INTERVAL	RETMT RATIO	SURV RATIO	PCT SURV BEGIN OF INTERVAL
79.5	10,118		0.0000	1.0000	5.71
80.5	865		0.0000	1.0000	5.71
81.5	599		0.0000	1.0000	5.71
82.5	599	599	1.0000		5.71
83.5					
84.5					
85.5	2,509		0.0000		
86.5	2,509		0.0000		
87.5	2,509		0.0000		
88.5	2,509		0.0000		
89.5	2,509		0.0000		
90.5	2,509		0.0000		
91.5	2,509		0.0000		
92.5	3,859		0.0000		
93.5	3,859		0.0000		
94.5	3,859		0.0000		
95.5	3,859		0.0000		
96.5	3,859		0.0000		
97.5	3,859		0.0000		
98.5	3,859		0.0000		
99.5	3,859		0.0000		
100.5	3,859		0.0000		
101.5	3,859		0.0000		
102.5	3,859		0.0000		
103.5	3,859		0.0000		
104.5	3,859		0.0000		
105.5	3,859		0.0000		
106.5	3,859		0.0000		
107.5	3,859		0.0000		
108.5	3,859		0.0000		
109.5	3,859	2,509	0.6502		
110.5	1,350		0.0000		
111.5	1,350		0.0000		
112.5	1,350		0.0000		
113.5	1,350		0.0000		
114.5	1,350		0.0000		
115.5	1,350		0.0000		
116.5	1,350		0.0000		
117.5	1,350		0.0000		
118.5	1,350		0.0000		

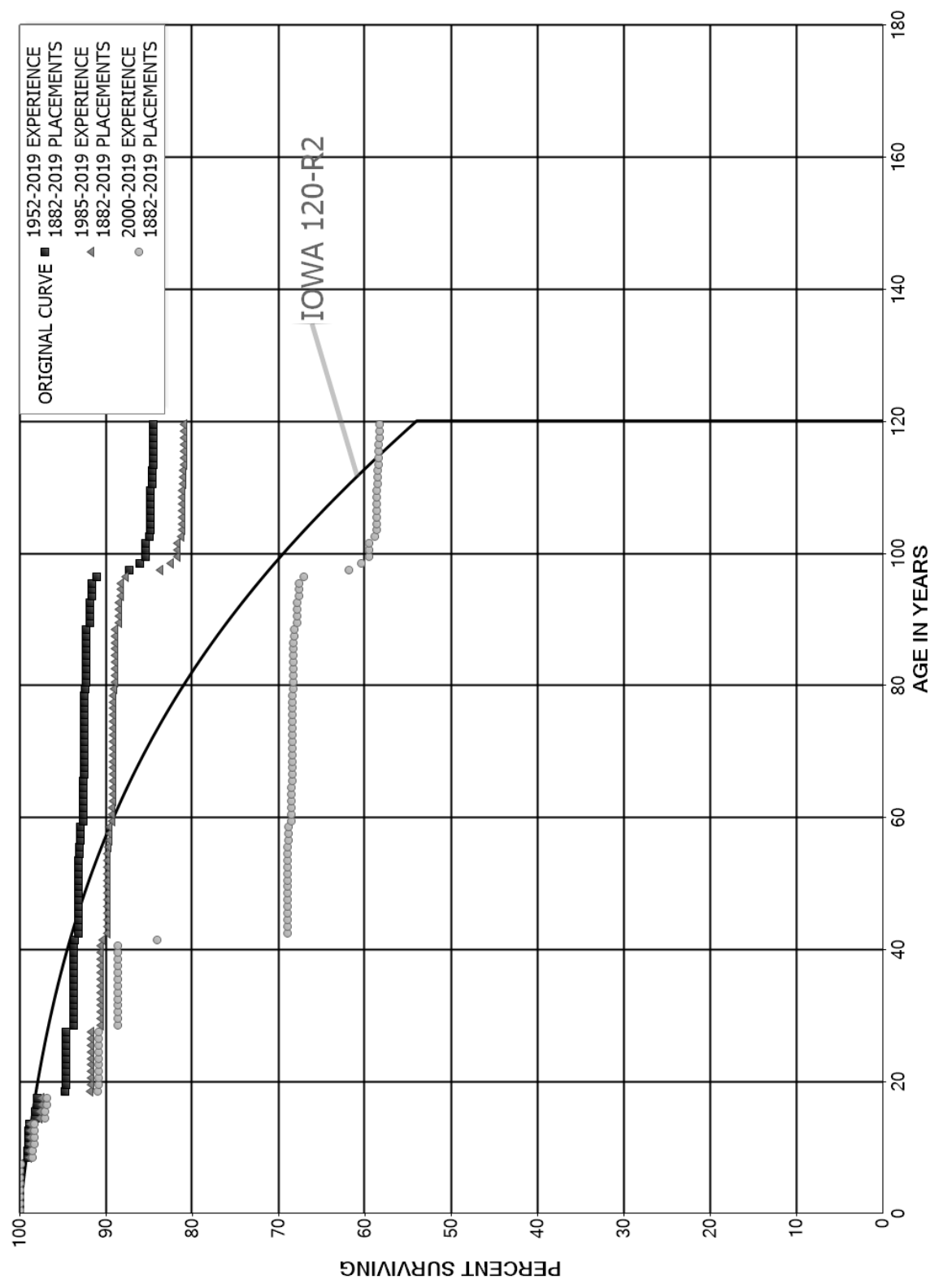
AQUA PENNSYLVANIA, INC.

ACCOUNT 304.63 MISCELLANEOUS STRUCTURES AND IMPROVEMENTS

ORIGINAL LIFE TABLE, CONT.

PLACEMENT BAND 1892-2019			EXPERIENCE BAND 1985-2019		
AGE AT BEGIN OF INTERVAL	EXPOSURES AT BEGINNING OF AGE INTERVAL	RETIREMENTS DURING AGE INTERVAL	RETMT RATIO	SURV RATIO	PCT SURV BEGIN OF INTERVAL
119.5	1,350		0.0000		
120.5	1,350		0.0000		
121.5	1,350		0.0000		
122.5	1,350		0.0000		
123.5	1,350	185	0.1370		
124.5	1,165		0.0000		
125.5	1,165		0.0000		
126.5	1,165		0.0000		
127.5					

AQUA PENNSYLVANIA, INC.
ACCOUNT 305 COLLECTING AND IMPOUNDING RESERVOIRS
ORIGINAL AND SMOOTH SURVIVOR CURVES



AQUA PENNSYLVANIA, INC.

ACCOUNT 305 COLLECTING AND IMPOUNDING RESERVOIRS

ORIGINAL LIFE TABLE

PLACEMENT BAND 1882-2019

EXPERIENCE BAND 1952-2019

AGE AT BEGIN OF INTERVAL	EXPOSURES AT BEGINNING OF AGE INTERVAL	RETIREMENTS DURING AGE INTERVAL	RETMT RATIO	SURV RATIO	PCT SURV BEGIN OF INTERVAL
0.0	34,664,711		0.0000	1.0000	100.00
0.5	32,915,463	1,339	0.0000	1.0000	100.00
1.5	32,721,063	52	0.0000	1.0000	100.00
2.5	30,252,074	2,643	0.0001	0.9999	100.00
3.5	30,659,145	752	0.0000	1.0000	99.99
4.5	29,620,781	26,998	0.0009	0.9991	99.98
5.5	29,482,316	9,403	0.0003	0.9997	99.89
6.5	27,404,140	18,616	0.0007	0.9993	99.86
7.5	27,209,659	212,730	0.0078	0.9922	99.79
8.5	25,331,664	619	0.0000	1.0000	99.01
9.5	24,819,078	19,721	0.0008	0.9992	99.01
10.5	23,034,503	9,029	0.0004	0.9996	98.93
11.5	22,369,295		0.0000	1.0000	98.89
12.5	21,142,274	4,315	0.0002	0.9998	98.89
13.5	19,852,619	144,612	0.0073	0.9927	98.87
14.5	18,987,566	41	0.0000	1.0000	98.15
15.5	18,778,070	28,972	0.0015	0.9985	98.15
16.5	15,905,306	1,506	0.0001	0.9999	98.00
17.5	15,517,796	524,302	0.0338	0.9662	97.99
18.5	14,564,187	5,047	0.0003	0.9997	94.68
19.5	14,802,274		0.0000	1.0000	94.65
20.5	13,838,017		0.0000	1.0000	94.65
21.5	13,788,522		0.0000	1.0000	94.65
22.5	13,912,191	420	0.0000	1.0000	94.65
23.5	13,845,700		0.0000	1.0000	94.65
24.5	14,370,354		0.0000	1.0000	94.65
25.5	13,658,323	76	0.0000	1.0000	94.65
26.5	13,517,045	52	0.0000	1.0000	94.65
27.5	13,851,959	128,978	0.0093	0.9907	94.64
28.5	14,016,582	1,172	0.0001	0.9999	93.76
29.5	13,027,387	431	0.0000	1.0000	93.76
30.5	12,964,979		0.0000	1.0000	93.75
31.5	12,945,500	3,293	0.0003	0.9997	93.75
32.5	12,940,714		0.0000	1.0000	93.73
33.5	11,418,186	71	0.0000	1.0000	93.73
34.5	9,896,371	2,350	0.0002	0.9998	93.73
35.5	9,913,293	559	0.0001	0.9999	93.71
36.5	9,890,871		0.0000	1.0000	93.70
37.5	9,929,578	184	0.0000	1.0000	93.70
38.5	9,845,781	770	0.0001	0.9999	93.70

AQUA PENNSYLVANIA, INC.

ACCOUNT 305 COLLECTING AND IMPOUNDING RESERVOIRS

ORIGINAL LIFE TABLE, CONT.

PLACEMENT BAND 1882-2019			EXPERIENCE BAND 1952-2019		
AGE AT BEGIN OF INTERVAL	EXPOSURES AT BEGINNING OF AGE INTERVAL	RETIREMENTS DURING AGE INTERVAL	RETMT RATIO	SURV RATIO	PCT SURV BEGIN OF INTERVAL
39.5	9,903,774		0.0000	1.0000	93.69
40.5	9,908,430	11,127	0.0011	0.9989	93.69
41.5	9,919,444	38,549	0.0039	0.9961	93.59
42.5	9,918,146	556	0.0001	0.9999	93.22
43.5	9,919,627		0.0000	1.0000	93.22
44.5	9,919,451		0.0000	1.0000	93.22
45.5	9,814,162	400	0.0000	1.0000	93.22
46.5	9,800,605		0.0000	1.0000	93.21
47.5	9,820,741		0.0000	1.0000	93.21
48.5	9,820,741		0.0000	1.0000	93.21
49.5	9,840,988		0.0000	1.0000	93.21
50.5	9,840,988	2,400	0.0002	0.9998	93.21
51.5	9,834,536	4,757	0.0005	0.9995	93.19
52.5	9,871,245	2,109	0.0002	0.9998	93.15
53.5	9,871,638	2,118	0.0002	0.9998	93.13
54.5	9,863,907	2,269	0.0002	0.9998	93.11
55.5	10,011,396	11,846	0.0012	0.9988	93.08
56.5	9,997,864		0.0000	1.0000	92.97
57.5	10,014,343	431	0.0000	1.0000	92.97
58.5	10,011,298	36,878	0.0037	0.9963	92.97
59.5	9,977,004	2,650	0.0003	0.9997	92.63
60.5	9,968,122	25	0.0000	1.0000	92.60
61.5	9,955,921	1,313	0.0001	0.9999	92.60
62.5	4,529,446		0.0000	1.0000	92.59
63.5	4,592,534		0.0000	1.0000	92.59
64.5	4,594,208	451	0.0001	0.9999	92.59
65.5	4,598,821	1,271	0.0003	0.9997	92.58
66.5	4,605,893		0.0000	1.0000	92.56
67.5	4,605,836		0.0000	1.0000	92.56
68.5	4,598,796		0.0000	1.0000	92.56
69.5	4,620,625		0.0000	1.0000	92.56
70.5	4,620,625	38	0.0000	1.0000	92.56
71.5	4,620,554	107	0.0000	1.0000	92.56
72.5	4,615,791	107	0.0000	1.0000	92.55
73.5	4,611,205	280	0.0001	0.9999	92.55
74.5	4,553,015	834	0.0002	0.9998	92.55
75.5	4,551,349	2,867	0.0006	0.9994	92.53
76.5	3,664,266		0.0000	1.0000	92.47
77.5	3,609,536		0.0000	1.0000	92.47
78.5	3,603,313	3,662	0.0010	0.9990	92.47

AQUA PENNSYLVANIA, INC.

ACCOUNT 305 COLLECTING AND IMPOUNDING RESERVOIRS

ORIGINAL LIFE TABLE, CONT.

PLACEMENT BAND 1882-2019			EXPERIENCE BAND 1952-2019			
AGE AT BEGIN OF INTERVAL	EXPOSURES AT BEGINNING OF AGE INTERVAL	RETIREMENTS DURING AGE INTERVAL	RETMT RATIO	SURV RATIO	PCT SURV BEGIN OF INTERVAL	
79.5	3,595,082	1,841	0.0005	0.9995	92.38	
80.5	3,281,096	265	0.0001	0.9999	92.33	
81.5	3,272,223		0.0000	1.0000	92.32	
82.5	3,184,559	113	0.0000	1.0000	92.32	
83.5	3,161,344		0.0000	1.0000	92.32	
84.5	3,135,781	34	0.0000	1.0000	92.32	
85.5	3,073,949	201	0.0001	0.9999	92.32	
86.5	3,073,749	1,073	0.0003	0.9997	92.31	
87.5	1,424,498		0.0000	1.0000	92.28	
88.5	1,390,661	6,868	0.0049	0.9951	92.28	
89.5	1,383,793		0.0000	1.0000	91.82	
90.5	1,383,793		0.0000	1.0000	91.82	
91.5	1,383,793		0.0000	1.0000	91.82	
92.5	1,362,117	2,369	0.0017	0.9983	91.82	
93.5	1,359,748		0.0000	1.0000	91.66	
94.5	1,359,311		0.0000	1.0000	91.66	
95.5	967,425	5,913	0.0061	0.9939	91.66	
96.5	567,328	24,042	0.0424	0.9576	91.10	
97.5	543,286	7,448	0.0137	0.9863	87.24	
98.5	514,738	4,098	0.0080	0.9920	86.05	
99.5	420,046		0.0000	1.0000	85.36	
100.5	422,646		0.0000	1.0000	85.36	
101.5	422,646	2,168	0.0051	0.9949	85.36	
102.5	432,433	636	0.0015	0.9985	84.92	
103.5	398,584		0.0000	1.0000	84.80	
104.5	381,458		0.0000	1.0000	84.80	
105.5	381,458		0.0000	1.0000	84.80	
106.5	381,458		0.0000	1.0000	84.80	
107.5	320,984	32	0.0001	0.9999	84.80	
108.5	320,952		0.0000	1.0000	84.79	
109.5	320,952	503	0.0016	0.9984	84.79	
110.5	283,733		0.0000	1.0000	84.66	
111.5	279,389		0.0000	1.0000	84.66	
112.5	279,389	443	0.0016	0.9984	84.66	
113.5	270,253		0.0000	1.0000	84.52	
114.5	270,253		0.0000	1.0000	84.52	
115.5	250,519		0.0000	1.0000	84.52	
116.5	250,519	107	0.0004	0.9996	84.52	
117.5	225,138		0.0000	1.0000	84.49	
118.5	225,138	0	0.0000	1.0000	84.49	

AQUA PENNSYLVANIA, INC.

ACCOUNT 305 COLLECTING AND IMPOUNDING RESERVOIRS

ORIGINAL LIFE TABLE, CONT.

PLACEMENT BAND 1882-2019			EXPERIENCE BAND 1952-2019			
AGE AT BEGIN OF INTERVAL	EXPOSURES AT BEGINNING OF AGE INTERVAL	RETIREMENTS DURING AGE INTERVAL	RETMT RATIO	SURV RATIO	PCT SURV BEGIN OF INTERVAL	
119.5	224,388	524	0.0023	0.9977	84.49	
120.5	223,864		0.0000	1.0000	84.29	
121.5	223,864	1,633	0.0073	0.9927	84.29	
122.5	222,231	140	0.0006	0.9994	83.67	
123.5	68,007	2,585	0.0380	0.9620	83.62	
124.5	65,422		0.0000	1.0000	80.44	
125.5	65,422		0.0000	1.0000	80.44	
126.5	65,422		0.0000	1.0000	80.44	
127.5	65,422	7	0.0001	0.9999	80.44	
128.5	57,884		0.0000	1.0000	80.44	
129.5	57,884		0.0000	1.0000	80.44	
130.5	57,884		0.0000	1.0000	80.44	
131.5	57,884		0.0000	1.0000	80.44	
132.5	44,593		0.0000	1.0000	80.44	
133.5	38,120		0.0000	1.0000	80.44	
134.5	26,165		0.0000	1.0000	80.44	
135.5	26,165		0.0000	1.0000	80.44	
136.5	26,165		0.0000	1.0000	80.44	
137.5					80.44	

AQUA PENNSYLVANIA, INC.

ACCOUNT 305 COLLECTING AND IMPOUNDING RESERVOIRS

ORIGINAL LIFE TABLE

PLACEMENT BAND 1882-2019

EXPERIENCE BAND 1985-2019

AGE AT BEGIN OF INTERVAL	EXPOSURES AT BEGINNING OF AGE INTERVAL	RETIREMENTS DURING AGE INTERVAL	RETMT RATIO	SURV RATIO	PCT SURV BEGIN OF INTERVAL
0.0	28,496,447		0.0000	1.0000	100.00
0.5	26,878,450		0.0000	1.0000	100.00
1.5	26,702,385		0.0000	1.0000	100.00
2.5	24,295,873		0.0000	1.0000	100.00
3.5	24,909,977		0.0000	1.0000	100.00
4.5	23,874,776	4,171	0.0002	0.9998	100.00
5.5	23,760,288	9,403	0.0004	0.9996	99.98
6.5	21,663,211	18,616	0.0009	0.9991	99.94
7.5	21,468,121	211,739	0.0099	0.9901	99.86
8.5	18,707,760	0	0.0000	1.0000	98.87
9.5	18,193,157	19,721	0.0011	0.9989	98.87
10.5	16,507,698	9,029	0.0005	0.9995	98.77
11.5	15,853,121		0.0000	1.0000	98.71
12.5	14,622,373	4,315	0.0003	0.9997	98.71
13.5	13,324,109	144,612	0.0109	0.9891	98.68
14.5	12,449,010		0.0000	1.0000	97.61
15.5	12,212,047	28,701	0.0024	0.9976	97.61
16.5	9,321,692	0	0.0000	1.0000	97.38
17.5	8,980,563	524,302	0.0584	0.9416	97.38
18.5	8,016,964	3,412	0.0004	0.9996	91.70
19.5	6,601,148		0.0000	1.0000	91.66
20.5	5,604,341		0.0000	1.0000	91.66
21.5	5,563,653		0.0000	1.0000	91.66
22.5	5,395,883	420	0.0001	0.9999	91.66
23.5	5,332,384		0.0000	1.0000	91.65
24.5	5,752,658		0.0000	1.0000	91.65
25.5	5,064,348		0.0000	1.0000	91.65
26.5	4,937,690		0.0000	1.0000	91.65
27.5	10,315,905	128,978	0.0125	0.9875	91.65
28.5	10,085,572		0.0000	1.0000	90.50
29.5	9,098,379	180	0.0000	1.0000	90.50
30.5	9,013,988		0.0000	1.0000	90.50
31.5	8,856,850	3,293	0.0004	0.9996	90.50
32.5	8,840,090		0.0000	1.0000	90.47
33.5	7,324,603		0.0000	1.0000	90.47
34.5	5,807,196		0.0000	1.0000	90.47
35.5	5,790,018	559	0.0001	0.9999	90.47
36.5	5,767,654		0.0000	1.0000	90.46
37.5	5,806,592	184	0.0000	1.0000	90.46
38.5	5,722,595		0.0000	1.0000	90.46

AQUA PENNSYLVANIA, INC.

ACCOUNT 305 COLLECTING AND IMPOUNDING RESERVOIRS

ORIGINAL LIFE TABLE, CONT.

PLACEMENT BAND 1882-2019			EXPERIENCE BAND 1985-2019		
AGE AT BEGIN OF INTERVAL	EXPOSURES AT BEGINNING OF AGE INTERVAL	RETIREMENTS DURING AGE INTERVAL	RETMT RATIO	SURV RATIO	PCT SURV BEGIN OF INTERVAL
39.5	5,748,579		0.0000	1.0000	90.46
40.5	5,753,686	11,127	0.0019	0.9981	90.46
41.5	6,608,065	38,549	0.0058	0.9942	90.28
42.5	6,572,929		0.0000	1.0000	89.76
43.5	6,581,189		0.0000	1.0000	89.76
44.5	6,584,299		0.0000	1.0000	89.76
45.5	6,482,737		0.0000	1.0000	89.76
46.5	6,478,188		0.0000	1.0000	89.76
47.5	6,491,233		0.0000	1.0000	89.76
48.5	6,518,740		0.0000	1.0000	89.76
49.5	6,546,501		0.0000	1.0000	89.76
50.5	6,547,539		0.0000	1.0000	89.76
51.5	6,552,728	1,968	0.0003	0.9997	89.76
52.5	8,248,988	1,920	0.0002	0.9998	89.73
53.5	8,281,105	2,118	0.0003	0.9997	89.71
54.5	8,275,042	2,269	0.0003	0.9997	89.68
55.5	8,575,132	11,846	0.0014	0.9986	89.66
56.5	8,561,599		0.0000	1.0000	89.54
57.5	8,664,720	431	0.0000	1.0000	89.54
58.5	8,661,676	36,878	0.0043	0.9957	89.53
59.5	8,624,797	2,650	0.0003	0.9997	89.15
60.5	9,000,262	25	0.0000	1.0000	89.12
61.5	9,383,201	1,313	0.0001	0.9999	89.12
62.5	3,956,725		0.0000	1.0000	89.11
63.5	4,043,457		0.0000	1.0000	89.11
64.5	4,180,634	451	0.0001	0.9999	89.11
65.5	4,190,928		0.0000	1.0000	89.10
66.5	4,190,578		0.0000	1.0000	89.10
67.5	4,190,521		0.0000	1.0000	89.10
68.5	4,219,931		0.0000	1.0000	89.10
69.5	4,215,595		0.0000	1.0000	89.10
70.5	4,215,595	38	0.0000	1.0000	89.10
71.5	4,216,333	107	0.0000	1.0000	89.10
72.5	4,272,045	107	0.0000	1.0000	89.10
73.5	4,267,459	280	0.0001	0.9999	89.10
74.5	4,239,297	834	0.0002	0.9998	89.09
75.5	4,274,882	2,867	0.0007	0.9993	89.07
76.5	3,387,799		0.0000	1.0000	89.01
77.5	3,333,069		0.0000	1.0000	89.01
78.5	3,326,846	3,662	0.0011	0.9989	89.01

AQUA PENNSYLVANIA, INC.

ACCOUNT 305 COLLECTING AND IMPOUNDING RESERVOIRS

ORIGINAL LIFE TABLE, CONT.

PLACEMENT BAND 1882-2019			EXPERIENCE BAND 1985-2019			
AGE AT BEGIN OF INTERVAL	EXPOSURES AT BEGINNING OF AGE INTERVAL	RETIREMENTS DURING AGE INTERVAL	RETMT RATIO	SURV RATIO	PCT SURV BEGIN OF INTERVAL	
79.5	3,318,615	1,841	0.0006	0.9994	88.91	
80.5	3,024,629	265	0.0001	0.9999	88.87	
81.5	3,015,756		0.0000	1.0000	88.86	
82.5	2,952,002	113	0.0000	1.0000	88.86	
83.5	2,928,787		0.0000	1.0000	88.85	
84.5	2,903,973	34	0.0000	1.0000	88.85	
85.5	2,842,141	201	0.0001	0.9999	88.85	
86.5	2,846,285	1,073	0.0004	0.9996	88.85	
87.5	1,197,034		0.0000	1.0000	88.81	
88.5	1,319,578	6,868	0.0052	0.9948	88.81	
89.5	1,312,710		0.0000	1.0000	88.35	
90.5	1,329,836		0.0000	1.0000	88.35	
91.5	1,329,836		0.0000	1.0000	88.35	
92.5	1,310,745	2,369	0.0018	0.9982	88.35	
93.5	1,315,914		0.0000	1.0000	88.19	
94.5	1,315,476		0.0000	1.0000	88.19	
95.5	923,591	5,913	0.0064	0.9936	88.19	
96.5	523,494	24,042	0.0459	0.9541	87.63	
97.5	501,956	7,448	0.0148	0.9852	83.60	
98.5	479,881	4,098	0.0085	0.9915	82.36	
99.5	393,881		0.0000	1.0000	81.66	
100.5	396,481		0.0000	1.0000	81.66	
101.5	396,481	2,168	0.0055	0.9945	81.66	
102.5	432,433	636	0.0015	0.9985	81.21	
103.5	398,584		0.0000	1.0000	81.09	
104.5	381,458		0.0000	1.0000	81.09	
105.5	381,458		0.0000	1.0000	81.09	
106.5	381,458		0.0000	1.0000	81.09	
107.5	320,984	32	0.0001	0.9999	81.09	
108.5	320,952		0.0000	1.0000	81.08	
109.5	320,952	503	0.0016	0.9984	81.08	
110.5	283,733		0.0000	1.0000	80.96	
111.5	279,389		0.0000	1.0000	80.96	
112.5	279,389	443	0.0016	0.9984	80.96	
113.5	270,253		0.0000	1.0000	80.83	
114.5	270,253		0.0000	1.0000	80.83	
115.5	250,519		0.0000	1.0000	80.83	
116.5	250,519	107	0.0004	0.9996	80.83	
117.5	225,138		0.0000	1.0000	80.79	
118.5	225,138	0	0.0000	1.0000	80.79	

AQUA PENNSYLVANIA, INC.

ACCOUNT 305 COLLECTING AND IMPOUNDING RESERVOIRS

ORIGINAL LIFE TABLE, CONT.

PLACEMENT BAND 1882-2019			EXPERIENCE BAND 1985-2019			
AGE AT BEGIN OF INTERVAL	EXPOSURES AT BEGINNING OF AGE INTERVAL	RETIREMENTS DURING AGE INTERVAL	RETMT RATIO	SURV RATIO	PCT SURV BEGIN OF INTERVAL	
119.5	224,388	524	0.0023	0.9977	80.79	
120.5	223,864		0.0000	1.0000	80.61	
121.5	223,864	1,633	0.0073	0.9927	80.61	
122.5	222,231	140	0.0006	0.9994	80.02	
123.5	68,007	2,585	0.0380	0.9620	79.97	
124.5	65,422		0.0000	1.0000	76.93	
125.5	65,422		0.0000	1.0000	76.93	
126.5	65,422		0.0000	1.0000	76.93	
127.5	65,422	7	0.0001	0.9999	76.93	
128.5	57,884		0.0000	1.0000	76.92	
129.5	57,884		0.0000	1.0000	76.92	
130.5	57,884		0.0000	1.0000	76.92	
131.5	57,884		0.0000	1.0000	76.92	
132.5	44,593		0.0000	1.0000	76.92	
133.5	38,120		0.0000	1.0000	76.92	
134.5	26,165		0.0000	1.0000	76.92	
135.5	26,165		0.0000	1.0000	76.92	
136.5	26,165		0.0000	1.0000	76.92	
137.5					76.92	

AQUA PENNSYLVANIA, INC.

ACCOUNT 305 COLLECTING AND IMPOUNDING RESERVOIRS

ORIGINAL LIFE TABLE

PLACEMENT BAND 1882-2019

EXPERIENCE BAND 2000-2019

AGE AT BEGIN OF INTERVAL	EXPOSURES AT BEGINNING OF AGE INTERVAL	RETIREMENTS DURING AGE INTERVAL	RETMT RATIO	SURV RATIO	PCT SURV BEGIN OF INTERVAL
0.0	21,013,585		0.0000	1.0000	100.00
0.5	20,425,275		0.0000	1.0000	100.00
1.5	20,246,447		0.0000	1.0000	100.00
2.5	18,162,610		0.0000	1.0000	100.00
3.5	18,219,120		0.0000	1.0000	100.00
4.5	17,379,439	4,171	0.0002	0.9998	100.00
5.5	17,991,231	8,871	0.0005	0.9995	99.98
6.5	16,026,731	18,616	0.0012	0.9988	99.93
7.5	15,823,858	211,739	0.0134	0.9866	99.81
8.5	13,145,845	0	0.0000	1.0000	98.48
9.5	13,196,286	19,721	0.0015	0.9985	98.48
10.5	12,332,972	2,511	0.0002	0.9998	98.33
11.5	11,828,652		0.0000	1.0000	98.31
12.5	11,140,487	810	0.0001	0.9999	98.31
13.5	11,365,209	144,612	0.0127	0.9873	98.30
14.5	12,008,991		0.0000	1.0000	97.05
15.5	11,789,206	28,701	0.0024	0.9976	97.05
16.5	8,907,154	0	0.0000	1.0000	96.81
17.5	8,576,092	524,302	0.0611	0.9389	96.81
18.5	7,816,915	3,412	0.0004	0.9996	90.89
19.5	6,393,905		0.0000	1.0000	90.86
20.5	5,395,224		0.0000	1.0000	90.86
21.5	5,362,610		0.0000	1.0000	90.86
22.5	5,194,700	420	0.0001	0.9999	90.86
23.5	5,132,909		0.0000	1.0000	90.85
24.5	5,553,960		0.0000	1.0000	90.85
25.5	4,957,218		0.0000	1.0000	90.85
26.5	4,830,564		0.0000	1.0000	90.85
27.5	4,773,646	119,059	0.0249	0.9751	90.85
28.5	4,553,047		0.0000	1.0000	88.58
29.5	3,567,886		0.0000	1.0000	88.58
30.5	3,482,266		0.0000	1.0000	88.58
31.5	3,338,339		0.0000	1.0000	88.58
32.5	3,370,785		0.0000	1.0000	88.58
33.5	1,848,257		0.0000	1.0000	88.58
34.5	332,125		0.0000	1.0000	88.58
35.5	318,580		0.0000	1.0000	88.58
36.5	297,801		0.0000	1.0000	88.58
37.5	290,515		0.0000	1.0000	88.58
38.5	208,246		0.0000	1.0000	88.58

AQUA PENNSYLVANIA, INC.

ACCOUNT 305 COLLECTING AND IMPOUNDING RESERVOIRS

ORIGINAL LIFE TABLE, CONT.

PLACEMENT BAND 1882-2019			EXPERIENCE BAND 2000-2019		
AGE AT BEGIN OF INTERVAL	EXPOSURES AT BEGINNING OF AGE INTERVAL	RETIREMENTS DURING AGE INTERVAL	RETMT RATIO	SURV RATIO	PCT SURV BEGIN OF INTERVAL
39.5	206,535		0.0000	1.0000	88.58
40.5	220,306	11,127	0.0505	0.9495	88.58
41.5	214,566	38,549	0.1797	0.8203	84.11
42.5	5,647,186		0.0000	1.0000	69.00
43.5	5,649,223		0.0000	1.0000	69.00
44.5	5,649,878		0.0000	1.0000	69.00
45.5	5,546,455		0.0000	1.0000	69.00
46.5	5,533,648		0.0000	1.0000	69.00
47.5	5,533,784		0.0000	1.0000	69.00
48.5	5,540,825		0.0000	1.0000	69.00
49.5	5,541,498		0.0000	1.0000	69.00
50.5	5,541,498		0.0000	1.0000	69.00
51.5	5,536,755		0.0000	1.0000	69.00
52.5	5,534,278		0.0000	1.0000	69.00
53.5	5,534,887	678	0.0001	0.9999	69.00
54.5	5,556,291		0.0000	1.0000	68.99
55.5	5,550,119	10,886	0.0020	0.9980	68.99
56.5	6,412,210		0.0000	1.0000	68.85
57.5	6,463,807	254	0.0000	1.0000	68.85
58.5	6,467,163	31,205	0.0048	0.9952	68.85
59.5	6,438,860	2,650	0.0004	0.9996	68.52
60.5	6,425,708	25	0.0000	1.0000	68.49
61.5	6,422,115	1,313	0.0002	0.9998	68.49
62.5	1,006,649		0.0000	1.0000	68.48
63.5	1,034,744		0.0000	1.0000	68.48
64.5	1,059,664	451	0.0004	0.9996	68.48
65.5	1,121,098		0.0000	1.0000	68.45
66.5	1,130,738		0.0000	1.0000	68.45
67.5	2,781,238		0.0000	1.0000	68.45
68.5	2,808,235		0.0000	1.0000	68.45
69.5	2,805,566		0.0000	1.0000	68.45
70.5	3,114,548		0.0000	1.0000	68.45
71.5	3,114,516	107	0.0000	1.0000	68.45
72.5	3,213,520	107	0.0000	1.0000	68.44
73.5	3,208,934	280	0.0001	0.9999	68.44
74.5	3,180,772	834	0.0003	0.9997	68.44
75.5	3,570,991	1,308	0.0004	0.9996	68.42
76.5	3,080,607		0.0000	1.0000	68.39
77.5	3,028,420		0.0000	1.0000	68.39
78.5	3,043,297	3,662	0.0012	0.9988	68.39

AQUA PENNSYLVANIA, INC.

ACCOUNT 305 COLLECTING AND IMPOUNDING RESERVOIRS

ORIGINAL LIFE TABLE, CONT.

PLACEMENT BAND 1882-2019			EXPERIENCE BAND 2000-2019			
AGE AT BEGIN OF INTERVAL	EXPOSURES AT BEGINNING OF AGE INTERVAL	RETIREMENTS DURING AGE INTERVAL	RETMT RATIO	SURV RATIO	PCT SURV BEGIN OF INTERVAL	
79.5	3,173,074	1,841	0.0006	0.9994	68.31	
80.5	2,869,643	265	0.0001	0.9999	68.27	
81.5	2,860,771		0.0000	1.0000	68.27	
82.5	2,773,540	113	0.0000	1.0000	68.27	
83.5	2,786,165		0.0000	1.0000	68.26	
84.5	2,760,602	34	0.0000	1.0000	68.26	
85.5	2,698,108	201	0.0001	0.9999	68.26	
86.5	2,697,907	1,073	0.0004	0.9996	68.26	
87.5	1,109,131		0.0000	1.0000	68.23	
88.5	1,075,294	6,868	0.0064	0.9936	68.23	
89.5	1,068,426		0.0000	1.0000	67.79	
90.5	1,105,677		0.0000	1.0000	67.79	
91.5	1,105,677		0.0000	1.0000	67.79	
92.5	1,084,002	2,369	0.0022	0.9978	67.79	
93.5	1,081,633		0.0000	1.0000	67.65	
94.5	1,081,195		0.0000	1.0000	67.65	
95.5	709,487	5,913	0.0083	0.9917	67.65	
96.5	309,390	24,042	0.0777	0.9223	67.08	
97.5	310,729	7,448	0.0240	0.9760	61.87	
98.5	282,180	4,098	0.0145	0.9855	60.39	
99.5	188,238		0.0000	1.0000	59.51	
100.5	180,051		0.0000	1.0000	59.51	
101.5	184,395	2,168	0.0118	0.9882	59.51	
102.5	182,227	636	0.0035	0.9965	58.81	
103.5	304,759		0.0000	1.0000	58.60	
104.5	304,759		0.0000	1.0000	58.60	
105.5	304,759		0.0000	1.0000	58.60	
106.5	304,759		0.0000	1.0000	58.60	
107.5	246,869	32	0.0001	0.9999	58.60	
108.5	254,376		0.0000	1.0000	58.60	
109.5	254,376	503	0.0020	0.9980	58.60	
110.5	217,156		0.0000	1.0000	58.48	
111.5	212,812		0.0000	1.0000	58.48	
112.5	226,103	443	0.0020	0.9980	58.48	
113.5	232,133		0.0000	1.0000	58.37	
114.5	244,089		0.0000	1.0000	58.37	
115.5	224,354		0.0000	1.0000	58.37	
116.5	224,354	107	0.0005	0.9995	58.37	
117.5	225,138		0.0000	1.0000	58.34	
118.5	225,138	0	0.0000	1.0000	58.34	

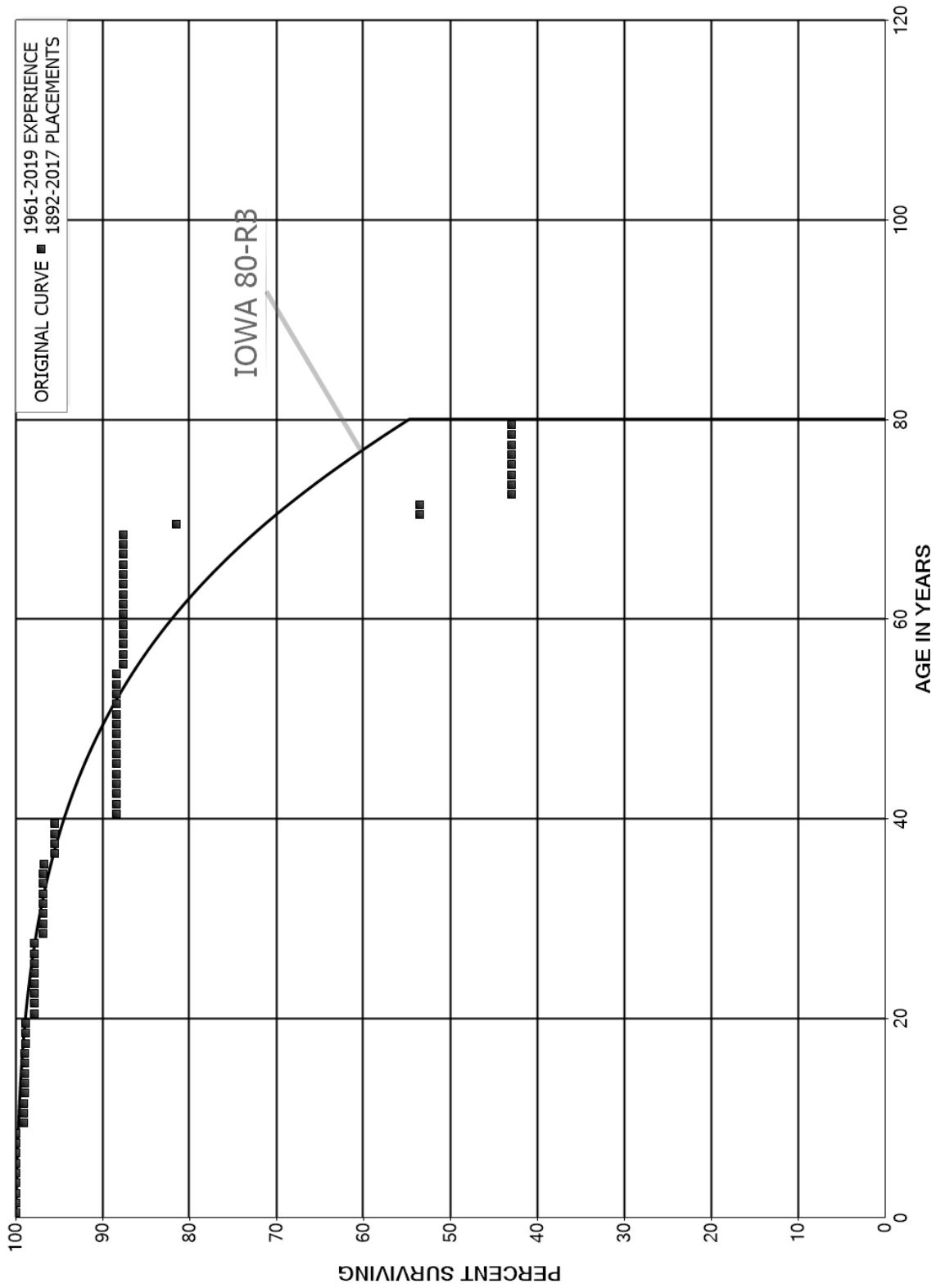
AQUA PENNSYLVANIA, INC.

ACCOUNT 305 COLLECTING AND IMPOUNDING RESERVOIRS

ORIGINAL LIFE TABLE, CONT.

PLACEMENT BAND 1882-2019			EXPERIENCE BAND 2000-2019			
AGE AT BEGIN OF INTERVAL	EXPOSURES AT BEGINNING OF AGE INTERVAL	RETIREMENTS DURING AGE INTERVAL	RETMT RATIO	SURV RATIO	PCT SURV BEGIN OF INTERVAL	
119.5	224,388	524	0.0023	0.9977	58.34	
120.5	223,864		0.0000	1.0000	58.20	
121.5	223,864	1,633	0.0073	0.9927	58.20	
122.5	222,231	140	0.0006	0.9994	57.78	
123.5	68,007	2,585	0.0380	0.9620	57.74	
124.5	65,422		0.0000	1.0000	55.55	
125.5	65,422		0.0000	1.0000	55.55	
126.5	65,422		0.0000	1.0000	55.55	
127.5	65,422	7	0.0001	0.9999	55.55	
128.5	57,884		0.0000	1.0000	55.54	
129.5	57,884		0.0000	1.0000	55.54	
130.5	57,884		0.0000	1.0000	55.54	
131.5	57,884		0.0000	1.0000	55.54	
132.5	44,593		0.0000	1.0000	55.54	
133.5	38,120		0.0000	1.0000	55.54	
134.5	26,165		0.0000	1.0000	55.54	
135.5	26,165		0.0000	1.0000	55.54	
136.5	26,165		0.0000	1.0000	55.54	
137.5					55.54	

AQUA PENNSYLVANIA, INC.
 ACCOUNT 306 LAKE, RIVER AND OTHER INTAKES
 ORIGINAL AND SMOOTH SURVIVOR CURVES



AQUA PENNSYLVANIA, INC.

ACCOUNT 306 LAKE, RIVER AND OTHER INTAKES

ORIGINAL LIFE TABLE

PLACEMENT BAND 1892-2017

EXPERIENCE BAND 1961-2019

AGE AT BEGIN OF INTERVAL	EXPOSURES AT BEGINNING OF AGE INTERVAL	RETIREMENTS DURING AGE INTERVAL	RETMT RATIO	SURV RATIO	PCT SURV BEGIN OF INTERVAL
0.0	18,350,099	0	0.0000	1.0000	100.00
0.5	18,350,927	0	0.0000	1.0000	100.00
1.5	18,480,733		0.0000	1.0000	100.00
2.5	18,395,765	1,901	0.0001	0.9999	100.00
3.5	16,334,737		0.0000	1.0000	99.99
4.5	16,205,438		0.0000	1.0000	99.99
5.5	16,182,709	197	0.0000	1.0000	99.99
6.5	16,090,835	7,448	0.0005	0.9995	99.99
7.5	15,856,546	3,177	0.0002	0.9998	99.94
8.5	14,623,563	118,884	0.0081	0.9919	99.92
9.5	7,356,882	5,022	0.0007	0.9993	99.11
10.5	7,254,848		0.0000	1.0000	99.04
11.5	7,059,322	4,865	0.0007	0.9993	99.04
12.5	7,040,581		0.0000	1.0000	98.97
13.5	6,999,825		0.0000	1.0000	98.97
14.5	6,979,716		0.0000	1.0000	98.97
15.5	6,763,071		0.0000	1.0000	98.97
16.5	6,462,231	7,614	0.0012	0.9988	98.97
17.5	6,331,361		0.0000	1.0000	98.86
18.5	6,191,309		0.0000	1.0000	98.86
19.5	4,821,704	48,723	0.0101	0.9899	98.86
20.5	4,536,798	652	0.0001	0.9999	97.86
21.5	4,332,439		0.0000	1.0000	97.84
22.5	4,269,497		0.0000	1.0000	97.84
23.5	3,957,456		0.0000	1.0000	97.84
24.5	3,803,954		0.0000	1.0000	97.84
25.5	3,933,955		0.0000	1.0000	97.84
26.5	3,901,404	579	0.0001	0.9999	97.84
27.5	3,900,605	39,668	0.0102	0.9898	97.83
28.5	3,844,896		0.0000	1.0000	96.83
29.5	2,922,577		0.0000	1.0000	96.83
30.5	2,108,168		0.0000	1.0000	96.83
31.5	2,204,930		0.0000	1.0000	96.83
32.5	2,204,930		0.0000	1.0000	96.83
33.5	2,204,930		0.0000	1.0000	96.83
34.5	2,193,785	1,656	0.0008	0.9992	96.83
35.5	1,805,521	23,459	0.0130	0.9870	96.76
36.5	1,779,829		0.0000	1.0000	95.50
37.5	1,769,938		0.0000	1.0000	95.50
38.5	1,677,121		0.0000	1.0000	95.50

AQUA PENNSYLVANIA, INC.

ACCOUNT 306 LAKE, RIVER AND OTHER INTAKES

ORIGINAL LIFE TABLE, CONT.

PLACEMENT BAND 1892-2017			EXPERIENCE BAND 1961-2019		
AGE AT BEGIN OF INTERVAL	EXPOSURES AT BEGINNING OF AGE INTERVAL	RETIREMENTS DURING AGE INTERVAL	RETMT RATIO	SURV RATIO	PCT SURV BEGIN OF INTERVAL
39.5	1,677,121	124,690	0.0743	0.9257	95.50
40.5	1,545,422		0.0000	1.0000	88.40
41.5	1,545,422		0.0000	1.0000	88.40
42.5	1,545,422		0.0000	1.0000	88.40
43.5	1,545,422		0.0000	1.0000	88.40
44.5	1,545,422		0.0000	1.0000	88.40
45.5	1,544,593		0.0000	1.0000	88.40
46.5	1,543,776		0.0000	1.0000	88.40
47.5	1,305,086		0.0000	1.0000	88.40
48.5	751,266		0.0000	1.0000	88.40
49.5	751,266		0.0000	1.0000	88.40
50.5	477,194		0.0000	1.0000	88.40
51.5	476,670		0.0000	1.0000	88.40
52.5	480,020		0.0000	1.0000	88.40
53.5	480,020		0.0000	1.0000	88.40
54.5	480,020	4,445	0.0093	0.9907	88.40
55.5	378,708		0.0000	1.0000	87.59
56.5	368,866		0.0000	1.0000	87.59
57.5	328,834		0.0000	1.0000	87.59
58.5	47,584		0.0000	1.0000	87.59
59.5	20,096		0.0000	1.0000	87.59
60.5	20,096		0.0000	1.0000	87.59
61.5	20,096		0.0000	1.0000	87.59
62.5	4,355		0.0000	1.0000	87.59
63.5	4,355		0.0000	1.0000	87.59
64.5	4,355		0.0000	1.0000	87.59
65.5	4,355		0.0000	1.0000	87.59
66.5	4,355		0.0000	1.0000	87.59
67.5	4,355		0.0000	1.0000	87.59
68.5	5,516	383	0.0694	0.9306	87.59
69.5	5,133	1,763	0.3435	0.6565	81.51
70.5	3,370		0.0000	1.0000	53.51
71.5	3,370	662	0.1965	0.8035	53.51
72.5	2,708		0.0000	1.0000	43.00
73.5	2,708		0.0000	1.0000	43.00
74.5	2,708		0.0000	1.0000	43.00
75.5	2,708		0.0000	1.0000	43.00
76.5	2,708		0.0000	1.0000	43.00
77.5	1,493		0.0000	1.0000	43.00
78.5	1,493		0.0000	1.0000	43.00

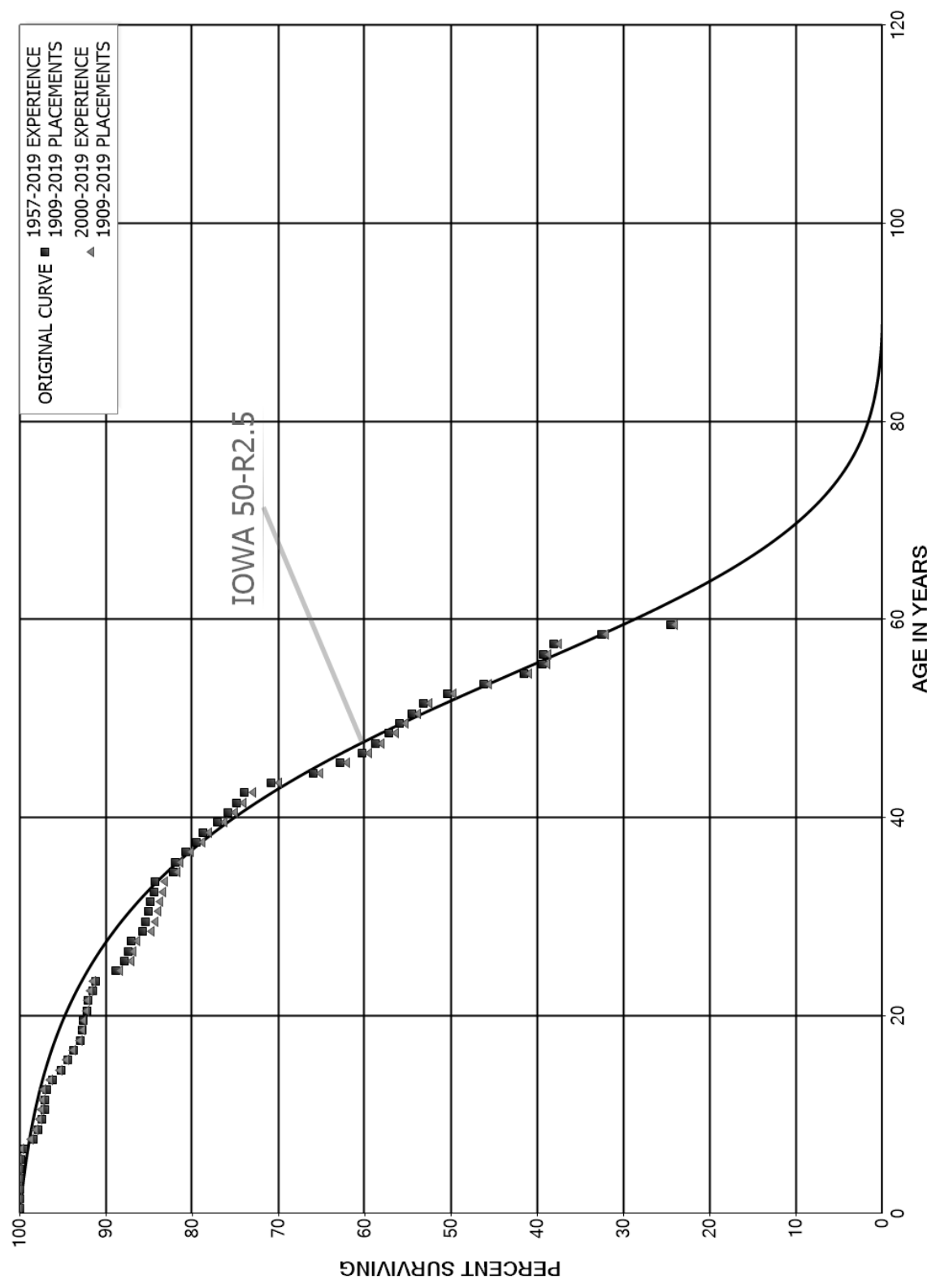
AQUA PENNSYLVANIA, INC.

ACCOUNT 306 LAKE, RIVER AND OTHER INTAKES

ORIGINAL LIFE TABLE, CONT.

PLACEMENT BAND 1892-2017			EXPERIENCE BAND 1961-2019		
AGE AT BEGIN OF INTERVAL	EXPOSURES AT BEGINNING OF AGE INTERVAL	RETIREMENTS DURING AGE INTERVAL	RETMT RATIO	SURV RATIO	PCT SURV BEGIN OF INTERVAL
79.5	1,493		0.0000	1.0000	43.00
80.5	1,493		0.0000	1.0000	43.00
81.5	1,493		0.0000	1.0000	43.00
82.5	1,493	332	0.2222	0.7778	43.00
83.5	1,161		0.0000	1.0000	33.44
84.5	1,161		0.0000	1.0000	33.44
85.5	1,161		0.0000	1.0000	33.44
86.5	1,161		0.0000	1.0000	33.44
87.5	1,161		0.0000	1.0000	33.44
88.5	1,161		0.0000	1.0000	33.44
89.5	1,161		0.0000	1.0000	33.44
90.5	1,161		0.0000	1.0000	33.44
91.5	1,161		0.0000	1.0000	33.44
92.5	1,161		0.0000	1.0000	33.44
93.5	1,161		0.0000	1.0000	33.44
94.5	1,161		0.0000	1.0000	33.44
95.5	1,161		0.0000	1.0000	33.44
96.5	1,161		0.0000	1.0000	33.44
97.5	1,161		0.0000	1.0000	33.44
98.5	1,161		0.0000	1.0000	33.44
99.5	10,592		0.0000	1.0000	33.44
100.5	10,592		0.0000	1.0000	33.44
101.5	10,592		0.0000	1.0000	33.44
102.5	10,592	1,161	0.1097	0.8903	33.44
103.5	9,431	6,073	0.6439	0.3561	29.78
104.5	3,358		0.0000	1.0000	10.60
105.5	3,358		0.0000	1.0000	10.60
106.5	3,358		0.0000	1.0000	10.60
107.5	3,358		0.0000	1.0000	10.60
108.5	3,358		0.0000	1.0000	10.60
109.5	3,358		0.0000	1.0000	10.60
110.5					10.60

AQUA PENNSYLVANIA, INC.
 ACCOUNT 307 WELLS AND SPRINGS
 ORIGINAL AND SMOOTH SURVIVOR CURVES



AQUA PENNSYLVANIA, INC.

ACCOUNT 307 WELLS AND SPRINGS

ORIGINAL LIFE TABLE

PLACEMENT BAND 1909-2019

EXPERIENCE BAND 1957-2019

AGE AT BEGIN OF INTERVAL	EXPOSURES AT BEGINNING OF AGE INTERVAL	RETIREMENTS DURING AGE INTERVAL	RETMT RATIO	SURV RATIO	PCT SURV BEGIN OF INTERVAL
0.0	82,717,650	2,681	0.0000	1.0000	100.00
0.5	76,444,894	3,167	0.0000	1.0000	100.00
1.5	72,384,063	44,183	0.0006	0.9994	99.99
2.5	55,672,143	8,810	0.0002	0.9998	99.93
3.5	54,057,850	7,006	0.0001	0.9999	99.92
4.5	45,637,266	53,082	0.0012	0.9988	99.90
5.5	45,198,826	114,321	0.0025	0.9975	99.79
6.5	44,201,019	511,142	0.0116	0.9884	99.53
7.5	38,979,145	227,650	0.0058	0.9942	98.38
8.5	36,735,023	159,438	0.0043	0.9957	97.81
9.5	32,028,385	107,690	0.0034	0.9966	97.38
10.5	28,978,326	9,744	0.0003	0.9997	97.06
11.5	24,216,173	49,508	0.0020	0.9980	97.02
12.5	22,125,737	146,635	0.0066	0.9934	96.83
13.5	20,500,586	223,962	0.0109	0.9891	96.18
14.5	19,231,902	147,595	0.0077	0.9923	95.13
15.5	17,861,947	129,141	0.0072	0.9928	94.40
16.5	17,210,582	140,251	0.0081	0.9919	93.72
17.5	10,362,761	27,918	0.0027	0.9973	92.96
18.5	10,432,155	9,655	0.0009	0.9991	92.71
19.5	8,908,754	43,064	0.0048	0.9952	92.62
20.5	8,160,049	11,503	0.0014	0.9986	92.17
21.5	8,019,697	49,924	0.0062	0.9938	92.04
22.5	7,701,360	24,471	0.0032	0.9968	91.47
23.5	7,689,135	196,507	0.0256	0.9744	91.18
24.5	7,411,693	83,090	0.0112	0.9888	88.85
25.5	7,167,347	36,025	0.0050	0.9950	87.85
26.5	7,051,587	31,428	0.0045	0.9955	87.41
27.5	6,865,031	106,122	0.0155	0.9845	87.02
28.5	6,411,806	20,608	0.0032	0.9968	85.68
29.5	5,995,887	24,526	0.0041	0.9959	85.40
30.5	5,643,489	16,531	0.0029	0.9971	85.05
31.5	5,159,247	21,922	0.0042	0.9958	84.80
32.5	4,864,399	7,771	0.0016	0.9984	84.44
33.5	4,952,226	123,677	0.0250	0.9750	84.31
34.5	4,499,021	14,252	0.0032	0.9968	82.20
35.5	3,858,604	56,209	0.0146	0.9854	81.94
36.5	3,796,542	59,453	0.0157	0.9843	80.75
37.5	3,672,686	34,215	0.0093	0.9907	79.48
38.5	3,447,644	71,951	0.0209	0.9791	78.74

AQUA PENNSYLVANIA, INC.

ACCOUNT 307 WELLS AND SPRINGS

ORIGINAL LIFE TABLE, CONT.

PLACEMENT BAND 1909-2019			EXPERIENCE BAND 1957-2019			
AGE AT BEGIN OF INTERVAL	EXPOSURES AT BEGINNING OF AGE INTERVAL	RETIREMENTS DURING AGE INTERVAL	RETMT RATIO	SURV RATIO	PCT SURV BEGIN OF INTERVAL	
39.5	3,113,852	50,531	0.0162	0.9838	77.10	
40.5	2,941,025	37,547	0.0128	0.9872	75.85	
41.5	2,265,357	29,732	0.0131	0.9869	74.88	
42.5	2,238,446	93,956	0.0420	0.9580	73.90	
43.5	2,138,291	144,988	0.0678	0.9322	70.80	
44.5	1,947,903	91,793	0.0471	0.9529	66.00	
45.5	1,609,115	66,254	0.0412	0.9588	62.89	
46.5	1,382,309	35,592	0.0257	0.9743	60.30	
47.5	1,287,476	34,569	0.0268	0.9732	58.74	
48.5	1,195,887	25,083	0.0210	0.9790	57.17	
49.5	1,063,609	27,363	0.0257	0.9743	55.97	
50.5	835,599	21,061	0.0252	0.9748	54.53	
51.5	730,914	37,793	0.0517	0.9483	53.15	
52.5	595,500	50,010	0.0840	0.9160	50.40	
53.5	492,638	49,974	0.1014	0.8986	46.17	
54.5	288,607	14,411	0.0499	0.9501	41.49	
55.5	216,244	884	0.0041	0.9959	39.42	
56.5	182,949	5,488	0.0300	0.9700	39.26	
57.5	158,038	23,162	0.1466	0.8534	38.08	
58.5	120,779	29,522	0.2444	0.7556	32.50	
59.5	63,116	3,336	0.0529	0.9471	24.55	
60.5	52,892	7,333	0.1386	0.8614	23.26	
61.5	41,413	9,548	0.2305	0.7695	20.03	
62.5	11,257	589	0.0523	0.9477	15.41	
63.5	10,668	5,223	0.4896	0.5104	14.61	
64.5	5,445	493	0.0906	0.9094	7.46	
65.5	4,952		0.0000	1.0000	6.78	
66.5	3,318		0.0000	1.0000	6.78	
67.5	6,681	212	0.0317	0.9683	6.78	
68.5	6,469		0.0000	1.0000	6.57	
69.5	3,220		0.0000	1.0000	6.57	
70.5	3,220		0.0000	1.0000	6.57	
71.5	3,220		0.0000	1.0000	6.57	
72.5	3,220	32	0.0099	0.9901	6.57	
73.5	3,188	1,535	0.4814	0.5186	6.50	
74.5	1,654		0.0000	1.0000	3.37	
75.5	1,654		0.0000	1.0000	3.37	
76.5	1,861		0.0000	1.0000	3.37	
77.5	37,715		0.0000	1.0000	3.37	
78.5	37,715		0.0000	1.0000	3.37	

AQUA PENNSYLVANIA, INC.

ACCOUNT 307 WELLS AND SPRINGS

ORIGINAL LIFE TABLE, CONT.

PLACEMENT BAND 1909-2019			EXPERIENCE BAND 1957-2019		
AGE AT BEGIN OF INTERVAL	EXPOSURES AT BEGINNING OF AGE INTERVAL	RETIREMENTS DURING AGE INTERVAL	RETMT RATIO	SURV RATIO	PCT SURV BEGIN OF INTERVAL
79.5	37,715		0.0000	1.0000	3.37
80.5	37,715		0.0000	1.0000	3.37
81.5	37,715		0.0000	1.0000	3.37
82.5	37,715		0.0000	1.0000	3.37
83.5	37,715		0.0000	1.0000	3.37
84.5	37,715		0.0000	1.0000	3.37
85.5	37,715		0.0000	1.0000	3.37
86.5	37,715		0.0000	1.0000	3.37
87.5	37,715		0.0000	1.0000	3.37
88.5	37,715		0.0000	1.0000	3.37
89.5	37,715	372	0.0099	0.9901	3.37
90.5	37,343	52	0.0014	0.9986	3.34
91.5	37,291	21	0.0006	0.9994	3.33
92.5	37,270	536	0.0144	0.9856	3.33
93.5	36,735	26,093	0.7103	0.2897	3.28
94.5	1,654		0.0000	1.0000	0.95
95.5	1,654		0.0000	1.0000	0.95
96.5	5,700		0.0000	1.0000	0.95
97.5	5,700		0.0000	1.0000	0.95
98.5	5,700		0.0000	1.0000	0.95
99.5	5,700	541	0.0949	0.9051	0.95
100.5	5,159	2,313	0.4483	0.5517	0.86
101.5	2,846	1,193	0.4190	0.5810	0.47
102.5	1,654	60	0.0363	0.9637	0.28
103.5	1,594		0.0000	1.0000	0.27
104.5	1,594		0.0000	1.0000	0.27
105.5	1,594		0.0000	1.0000	0.27
106.5	1,594		0.0000	1.0000	0.27
107.5	1,594		0.0000	1.0000	0.27
108.5	1,594	14	0.0088	0.9912	0.27
109.5	1,579		0.0000	1.0000	0.26
110.5					0.26

AQUA PENNSYLVANIA, INC.

ACCOUNT 307 WELLS AND SPRINGS

ORIGINAL LIFE TABLE

PLACEMENT BAND 1909-2019

EXPERIENCE BAND 2000-2019

AGE AT BEGIN OF INTERVAL	EXPOSURES AT BEGINNING OF AGE INTERVAL	RETIREMENTS DURING AGE INTERVAL	RETMT RATIO	SURV RATIO	PCT SURV BEGIN OF INTERVAL
0.0	77,348,489	2,681	0.0000	1.0000	100.00
0.5	72,806,460	0	0.0000	1.0000	100.00
1.5	69,263,139		0.0000	1.0000	100.00
2.5	52,503,043	4,517	0.0001	0.9999	100.00
3.5	50,772,667	6,741	0.0001	0.9999	99.99
4.5	42,398,282	13,585	0.0003	0.9997	99.97
5.5	41,603,965	104,910	0.0025	0.9975	99.94
6.5	40,592,189	447,709	0.0110	0.9890	99.69
7.5	35,505,595	199,401	0.0056	0.9944	98.59
8.5	33,337,740	155,032	0.0047	0.9953	98.04
9.5	29,040,143	67,332	0.0023	0.9977	97.58
10.5	26,150,675	7,194	0.0003	0.9997	97.36
11.5	21,529,606	43,079	0.0020	0.9980	97.33
12.5	19,786,554	141,742	0.0072	0.9928	97.13
13.5	18,349,453	223,787	0.0122	0.9878	96.44
14.5	17,111,359	144,977	0.0085	0.9915	95.26
15.5	15,622,075	126,827	0.0081	0.9919	94.45
16.5	14,927,822	118,156	0.0079	0.9921	93.69
17.5	7,857,905	27,918	0.0036	0.9964	92.95
18.5	8,109,259	6,980	0.0009	0.9991	92.62
19.5	6,581,210	24,479	0.0037	0.9963	92.54
20.5	6,029,487	8,895	0.0015	0.9985	92.19
21.5	5,773,566	22,116	0.0038	0.9962	92.06
22.5	5,739,644	20,931	0.0036	0.9964	91.70
23.5	5,760,205	195,946	0.0340	0.9660	91.37
24.5	5,420,304	82,979	0.0153	0.9847	88.26
25.5	5,608,794	12,852	0.0023	0.9977	86.91
26.5	5,688,120	31,428	0.0055	0.9945	86.71
27.5	5,487,094	106,122	0.0193	0.9807	86.23
28.5	5,061,069	20,608	0.0041	0.9959	84.56
29.5	4,766,133	24,526	0.0051	0.9949	84.22
30.5	4,589,157	9,420	0.0021	0.9979	83.79
31.5	4,242,212	18,813	0.0044	0.9956	83.61
32.5	4,136,464	6,351	0.0015	0.9985	83.24
33.5	4,262,780	76,650	0.0180	0.9820	83.12
34.5	4,040,059	14,252	0.0035	0.9965	81.62
35.5	3,550,734	56,209	0.0158	0.9842	81.33
36.5	3,521,677	59,453	0.0169	0.9831	80.05
37.5	3,443,224	34,215	0.0099	0.9901	78.69
38.5	3,271,229	71,951	0.0220	0.9780	77.91

AQUA PENNSYLVANIA, INC.

ACCOUNT 307 WELLS AND SPRINGS

ORIGINAL LIFE TABLE, CONT.

PLACEMENT BAND 1909-2019

EXPERIENCE BAND 2000-2019

AGE AT BEGIN OF INTERVAL	EXPOSURES AT BEGINNING OF AGE INTERVAL	RETIREMENTS DURING AGE INTERVAL	RETMT RATIO	SURV RATIO	PCT SURV BEGIN OF INTERVAL
39.5	2,980,186	50,531	0.0170	0.9830	76.20
40.5	2,807,359	37,547	0.0134	0.9866	74.91
41.5	2,146,795	29,732	0.0138	0.9862	73.90
42.5	2,231,464	93,956	0.0421	0.9579	72.88
43.5	2,131,309	144,988	0.0680	0.9320	69.81
44.5	1,940,921	91,793	0.0473	0.9527	65.06
45.5	1,604,804	66,254	0.0413	0.9587	61.99
46.5	1,380,645	35,592	0.0258	0.9742	59.43
47.5	1,284,158	34,569	0.0269	0.9731	57.90
48.5	1,192,569	25,083	0.0210	0.9790	56.34
49.5	1,060,292	27,363	0.0258	0.9742	55.15
50.5	832,281	21,061	0.0253	0.9747	53.73
51.5	727,596	37,793	0.0519	0.9481	52.37
52.5	592,183	50,010	0.0845	0.9155	49.65
53.5	489,320	49,974	0.1021	0.8979	45.46
54.5	286,954	14,411	0.0502	0.9498	40.81
55.5	214,590	884	0.0041	0.9959	38.76
56.5	181,295	5,488	0.0303	0.9697	38.60
57.5	156,384	23,162	0.1481	0.8519	37.44
58.5	119,126	29,522	0.2478	0.7522	31.89
59.5	61,463	3,336	0.0543	0.9457	23.99
60.5	51,238	7,333	0.1431	0.8569	22.69
61.5	39,760	9,548	0.2401	0.7599	19.44
62.5	9,603	589	0.0613	0.9387	14.77
63.5	9,014	5,223	0.5794	0.4206	13.86
64.5	3,792	493	0.1301	0.8699	5.83
65.5	3,299		0.0000	1.0000	5.07
66.5	1,664		0.0000	1.0000	5.07
67.5	5,028	212	0.0422	0.9578	5.07
68.5	4,816		0.0000	1.0000	4.86
69.5	1,567		0.0000	1.0000	4.86
70.5	1,567		0.0000	1.0000	4.86
71.5	1,567		0.0000	1.0000	4.86
72.5	1,567	32	0.0204	0.9796	4.86
73.5	1,535	1,535	1.0000		4.76
74.5					
75.5					
76.5	208		0.0000		
77.5	36,062		0.0000		
78.5	36,062		0.0000		

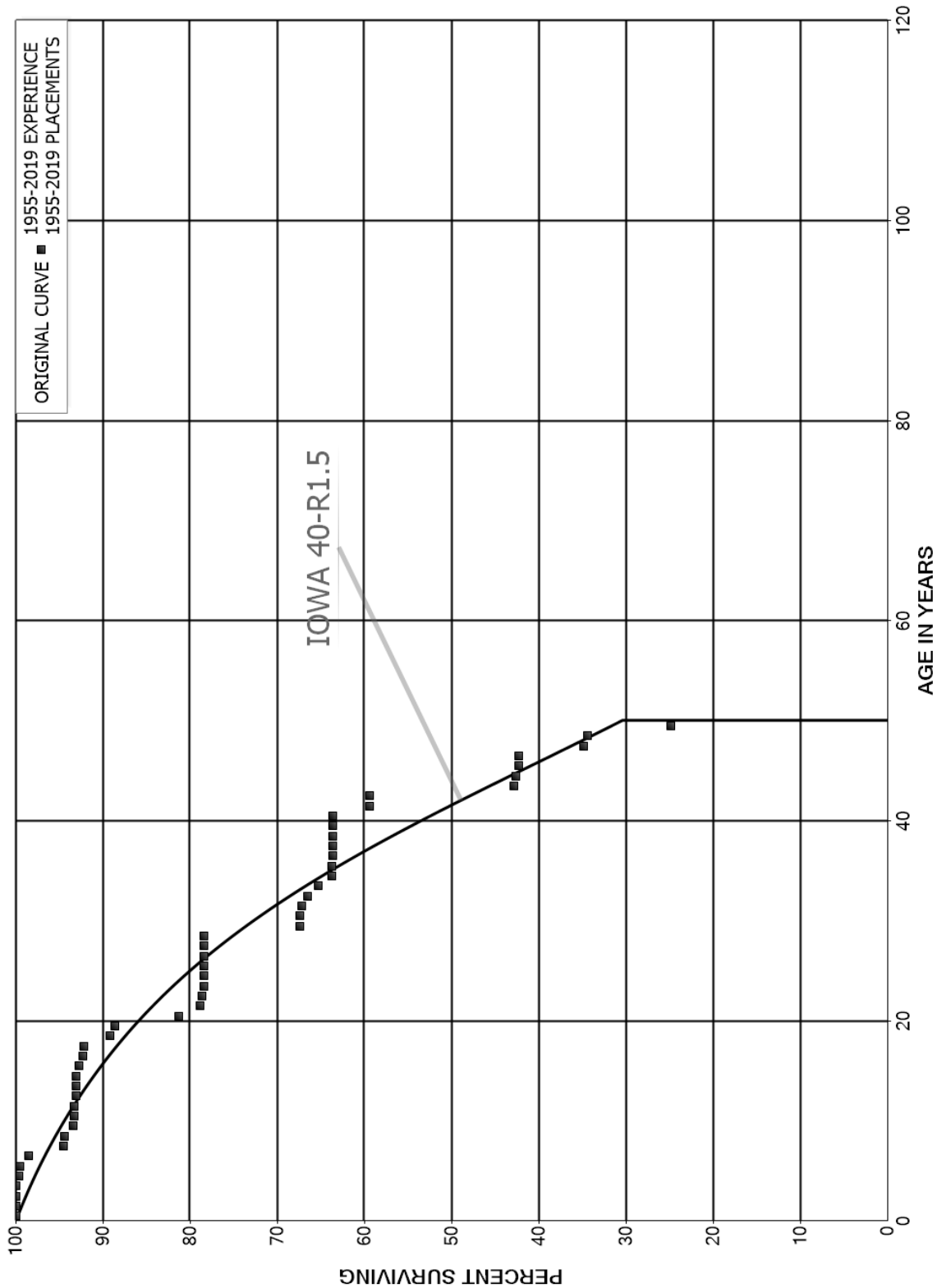
AQUA PENNSYLVANIA, INC.

ACCOUNT 307 WELLS AND SPRINGS

ORIGINAL LIFE TABLE, CONT.

PLACEMENT BAND 1909-2019			EXPERIENCE BAND 2000-2019		
AGE AT BEGIN OF INTERVAL	EXPOSURES AT BEGINNING OF AGE INTERVAL	RETIREMENTS DURING AGE INTERVAL	RETMT RATIO	SURV RATIO	PCT SURV BEGIN OF INTERVAL
79.5	36,062		0.0000		
80.5	36,062		0.0000		
81.5	36,062		0.0000		
82.5	36,062		0.0000		
83.5	36,062		0.0000		
84.5	36,062		0.0000		
85.5	36,062		0.0000		
86.5	36,062		0.0000		
87.5	36,062		0.0000		
88.5	36,062		0.0000		
89.5	36,062	372	0.0103		
90.5	37,343	52	0.0014		
91.5	37,291	21	0.0006		
92.5	37,270	536	0.0144		
93.5	36,735	26,093	0.7103		
94.5	1,654		0.0000		
95.5	1,654		0.0000		
96.5	5,700		0.0000		
97.5	5,700		0.0000		
98.5	5,700		0.0000		
99.5	5,700	541	0.0949		
100.5	5,159	2,313	0.4483		
101.5	2,846	1,193	0.4190		
102.5	1,654	60	0.0363		
103.5	1,594		0.0000		
104.5	1,594		0.0000		
105.5	1,594		0.0000		
106.5	1,594		0.0000		
107.5	1,594		0.0000		
108.5	1,594	14	0.0088		
109.5	1,579		0.0000		
110.5					

AQUA PENNSYLVANIA, INC.
 ACCOUNT 310.4 OTHER POWER PRODUCTION EQUIPMENT
 ORIGINAL AND SMOOTH SURVIVOR CURVES



AQUA PENNSYLVANIA, INC.

ACCOUNT 310.4 OTHER POWER PRODUCTION EQUIPMENT

ORIGINAL LIFE TABLE

PLACEMENT BAND 1955-2019

EXPERIENCE BAND 1955-2019

AGE AT BEGIN OF INTERVAL	EXPOSURES AT BEGINNING OF AGE INTERVAL	RETIREMENTS DURING AGE INTERVAL	RETMT RATIO	SURV RATIO	PCT SURV BEGIN OF INTERVAL
0.0	31,745,134		0.0000	1.0000	100.00
0.5	26,674,569	0	0.0000	1.0000	100.00
1.5	24,747,769		0.0000	1.0000	100.00
2.5	24,130,902	4,216	0.0002	0.9998	100.00
3.5	23,684,170	92,658	0.0039	0.9961	99.98
4.5	21,406,776	8,980	0.0004	0.9996	99.59
5.5	21,147,229	215,057	0.0102	0.9898	99.55
6.5	20,676,550	849,234	0.0411	0.9589	98.54
7.5	19,705,645	28,095	0.0014	0.9986	94.49
8.5	11,512,996	117,443	0.0102	0.9898	94.36
9.5	4,268,866	3,339	0.0008	0.9992	93.39
10.5	3,186,367		0.0000	1.0000	93.32
11.5	2,426,173	5,936	0.0024	0.9976	93.32
12.5	1,211,789	755	0.0006	0.9994	93.09
13.5	749,210		0.0000	1.0000	93.03
14.5	674,364	1,930	0.0029	0.9971	93.03
15.5	760,477	4,205	0.0055	0.9945	92.77
16.5	716,416	420	0.0006	0.9994	92.25
17.5	521,640	16,901	0.0324	0.9676	92.20
18.5	504,739	3,365	0.0067	0.9933	89.21
19.5	408,047	33,963	0.0832	0.9168	88.62
20.5	501,754	14,989	0.0299	0.9701	81.24
21.5	486,765	1,337	0.0027	0.9973	78.82
22.5	813,028	1,660	0.0020	0.9980	78.60
23.5	796,378		0.0000	1.0000	78.44
24.5	822,849		0.0000	1.0000	78.44
25.5	822,849		0.0000	1.0000	78.44
26.5	822,849	675	0.0008	0.9992	78.44
27.5	659,175	160	0.0002	0.9998	78.37
28.5	658,215	92,202	0.1401	0.8599	78.35
29.5	539,542		0.0000	1.0000	67.38
30.5	549,772	1,929	0.0035	0.9965	67.38
31.5	483,798	4,317	0.0089	0.9911	67.14
32.5	460,166	8,551	0.0186	0.9814	66.54
33.5	428,395	10,230	0.0239	0.9761	65.31
34.5	315,565	175	0.0006	0.9994	63.75
35.5	315,390	381	0.0012	0.9988	63.71
36.5	315,010		0.0000	1.0000	63.64
37.5	315,010		0.0000	1.0000	63.64
38.5	315,010		0.0000	1.0000	63.64

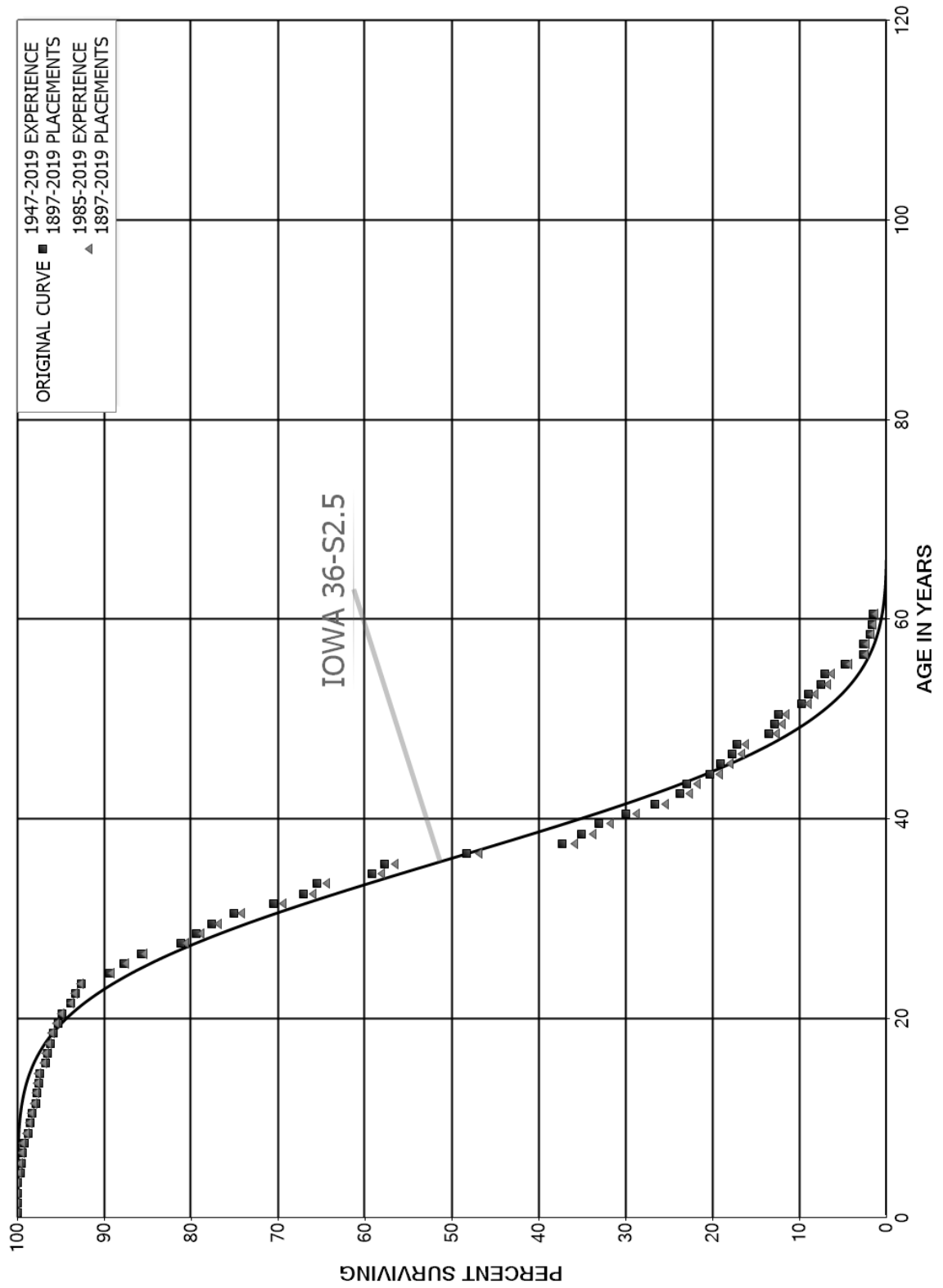
AQUA PENNSYLVANIA, INC.

ACCOUNT 310.4 OTHER POWER PRODUCTION EQUIPMENT

ORIGINAL LIFE TABLE, CONT.

PLACEMENT BAND 1955-2019			EXPERIENCE BAND 1955-2019		
AGE AT BEGIN OF INTERVAL	EXPOSURES AT BEGINNING OF AGE INTERVAL	RETIREMENTS DURING AGE INTERVAL	RETMT RATIO	SURV RATIO	PCT SURV BEGIN OF INTERVAL
39.5	315,010		0.0000	1.0000	63.64
40.5	315,010	21,215	0.0673	0.9327	63.64
41.5	293,795		0.0000	1.0000	59.35
42.5	293,795	81,541	0.2775	0.7225	59.35
43.5	212,254	1,043	0.0049	0.9951	42.88
44.5	191,195	1,478	0.0077	0.9923	42.67
45.5	189,718		0.0000	1.0000	42.34
46.5	189,718	33,660	0.1774	0.8226	42.34
47.5	156,057	1,808	0.0116	0.9884	34.83
48.5	154,250	42,783	0.2774	0.7226	34.42
49.5	111,467	111,467	1.0000		24.87
50.5					

AQUA PENNSYLVANIA, INC.
 ACCOUNT 311 ELECTRIC PUMPING EQUIPMENT
 ORIGINAL AND SMOOTH SURVIVOR CURVES



AQUA PENNSYLVANIA, INC.

ACCOUNT 311 ELECTRIC PUMPING EQUIPMENT

ORIGINAL LIFE TABLE

PLACEMENT BAND 1897-2019

EXPERIENCE BAND 1947-2019

AGE AT BEGIN OF INTERVAL	EXPOSURES AT BEGINNING OF AGE INTERVAL	RETIREMENTS DURING AGE INTERVAL	RETMT RATIO	SURV RATIO	PCT SURV BEGIN OF INTERVAL
0.0	98,869,191	0	0.0000	1.0000	100.00
0.5	96,543,601	2,729	0.0000	1.0000	100.00
1.5	98,517,029	55,238	0.0006	0.9994	100.00
2.5	94,124,565	47,349	0.0005	0.9995	99.94
3.5	91,733,490	203,272	0.0022	0.9978	99.89
4.5	87,258,984	108,846	0.0012	0.9988	99.67
5.5	85,340,121	154,052	0.0018	0.9982	99.55
6.5	81,841,441	148,144	0.0018	0.9982	99.37
7.5	77,006,405	348,815	0.0045	0.9955	99.19
8.5	72,911,715	200,870	0.0028	0.9972	98.74
9.5	70,565,962	148,702	0.0021	0.9979	98.46
10.5	68,084,781	272,132	0.0040	0.9960	98.26
11.5	66,152,812	96,727	0.0015	0.9985	97.86
12.5	59,804,401	105,726	0.0018	0.9982	97.72
13.5	56,395,383	106,850	0.0019	0.9981	97.55
14.5	53,209,107	325,812	0.0061	0.9939	97.36
15.5	51,578,851	147,286	0.0029	0.9971	96.77
16.5	50,694,030	160,926	0.0032	0.9968	96.49
17.5	49,955,304	179,676	0.0036	0.9964	96.18
18.5	48,155,967	256,343	0.0053	0.9947	95.84
19.5	43,663,871	239,477	0.0055	0.9945	95.33
20.5	41,737,163	439,010	0.0105	0.9895	94.81
21.5	39,734,098	204,155	0.0051	0.9949	93.81
22.5	38,546,894	275,960	0.0072	0.9928	93.33
23.5	36,717,667	1,299,209	0.0354	0.9646	92.66
24.5	32,249,658	604,691	0.0188	0.9812	89.38
25.5	30,942,035	707,893	0.0229	0.9771	87.70
26.5	27,258,467	1,434,248	0.0526	0.9474	85.70
27.5	25,034,874	547,113	0.0219	0.9781	81.19
28.5	16,508,458	379,113	0.0230	0.9770	79.41
29.5	15,106,574	494,661	0.0327	0.9673	77.59
30.5	13,479,902	823,533	0.0611	0.9389	75.05
31.5	11,673,300	560,273	0.0480	0.9520	70.46
32.5	8,211,858	195,812	0.0238	0.9762	67.08
33.5	7,688,727	734,954	0.0956	0.9044	65.48
34.5	6,993,555	175,730	0.0251	0.9749	59.22
35.5	6,843,388	1,123,668	0.1642	0.8358	57.74
36.5	5,730,532	1,308,589	0.2284	0.7716	48.26
37.5	4,483,568	264,620	0.0590	0.9410	37.24
38.5	4,234,984	238,286	0.0563	0.9437	35.04

AQUA PENNSYLVANIA, INC.

ACCOUNT 311 ELECTRIC PUMPING EQUIPMENT

ORIGINAL LIFE TABLE, CONT.

PLACEMENT BAND 1897-2019

EXPERIENCE BAND 1947-2019

AGE AT BEGIN OF INTERVAL	EXPOSURES AT BEGINNING OF AGE INTERVAL	RETIREMENTS DURING AGE INTERVAL	RETMT RATIO	SURV RATIO	PCT SURV BEGIN OF INTERVAL
39.5	3,993,946	372,473	0.0933	0.9067	33.07
40.5	3,637,609	405,991	0.1116	0.8884	29.98
41.5	3,235,556	348,642	0.1078	0.8922	26.64
42.5	2,898,414	98,977	0.0341	0.9659	23.77
43.5	2,808,862	320,255	0.1140	0.8860	22.95
44.5	2,492,168	160,435	0.0644	0.9356	20.34
45.5	2,331,733	163,148	0.0700	0.9300	19.03
46.5	2,169,163	61,351	0.0283	0.9717	17.70
47.5	2,110,464	446,513	0.2116	0.7884	17.20
48.5	1,661,132	88,216	0.0531	0.9469	13.56
49.5	1,570,382	51,417	0.0327	0.9673	12.84
50.5	1,518,965	329,266	0.2168	0.7832	12.42
51.5	1,189,699	98,877	0.0831	0.9169	9.73
52.5	1,105,855	175,629	0.1588	0.8412	8.92
53.5	930,226	59,167	0.0636	0.9364	7.50
54.5	871,059	278,860	0.3201	0.6799	7.02
55.5	592,200	266,100	0.4493	0.5507	4.78
56.5	325,479	5,316	0.0163	0.9837	2.63
57.5	325,912	88,301	0.2709	0.7291	2.59
58.5	237,611	33,657	0.1416	0.8584	1.89
59.5	203,954	20,485	0.1004	0.8996	1.62
60.5	183,470	88,542	0.4826	0.5174	1.46
61.5	97,199	761	0.0078	0.9922	0.75
62.5	96,438	13,211	0.1370	0.8630	0.75
63.5	82,402	17,351	0.2106	0.7894	0.65
64.5	65,051	7,692	0.1182	0.8818	0.51
65.5	57,359	3,967	0.0692	0.9308	0.45
66.5	49,220	15,745	0.3199	0.6801	0.42
67.5	34,955		0.0000	1.0000	0.28
68.5	65,343	3,750	0.0574	0.9426	0.28
69.5	61,594	6,332	0.1028	0.8972	0.27
70.5	55,262		0.0000	1.0000	0.24
71.5	55,262	363	0.0066	0.9934	0.24
72.5	57,481		0.0000	1.0000	0.24
73.5	57,481		0.0000	1.0000	0.24
74.5	57,481	28,488	0.4956	0.5044	0.24
75.5	28,993	4,265	0.1471	0.8529	0.12
76.5	24,728	233	0.0094	0.9906	0.10
77.5	24,495	14,146	0.5775	0.4225	0.10
78.5	10,349	1,641	0.1586	0.8414	0.04

AQUA PENNSYLVANIA, INC.

ACCOUNT 311 ELECTRIC PUMPING EQUIPMENT

ORIGINAL LIFE TABLE, CONT.

PLACEMENT BAND 1897-2019			EXPERIENCE BAND 1947-2019		
AGE AT BEGIN OF INTERVAL	EXPOSURES AT BEGINNING OF AGE INTERVAL	RETIREMENTS DURING AGE INTERVAL	RETMT RATIO	SURV RATIO	PCT SURV BEGIN OF INTERVAL
79.5	8,708		0.0000	1.0000	0.04
80.5	8,708		0.0000	1.0000	0.04
81.5	8,708		0.0000	1.0000	0.04
82.5	8,708	3,854	0.4425	0.5575	0.04
83.5	4,854		0.0000	1.0000	0.02
84.5	4,854	2,272	0.4681	0.5319	0.02
85.5	2,582		0.0000	1.0000	0.01
86.5	2,582		0.0000	1.0000	0.01
87.5	2,582		0.0000	1.0000	0.01
88.5	2,582		0.0000	1.0000	0.01
89.5	2,582		0.0000	1.0000	0.01
90.5	2,582		0.0000	1.0000	0.01
91.5	2,582		0.0000	1.0000	0.01
92.5	2,582		0.0000	1.0000	0.01
93.5	2,582		0.0000	1.0000	0.01
94.5	2,582		0.0000	1.0000	0.01
95.5	2,582		0.0000	1.0000	0.01
96.5	2,582		0.0000	1.0000	0.01
97.5	2,582		0.0000	1.0000	0.01
98.5	2,582		0.0000	1.0000	0.01
99.5	2,582		0.0000	1.0000	0.01
100.5	2,582		0.0000	1.0000	0.01
101.5	2,582		0.0000	1.0000	0.01
102.5	2,582		0.0000	1.0000	0.01
103.5	2,582		0.0000	1.0000	0.01
104.5	2,582		0.0000	1.0000	0.01
105.5	2,582		0.0000	1.0000	0.01
106.5	2,582		0.0000	1.0000	0.01
107.5	2,582		0.0000	1.0000	0.01
108.5	2,582		0.0000	1.0000	0.01
109.5	2,582		0.0000	1.0000	0.01
110.5	2,582		0.0000	1.0000	0.01
111.5	2,582	2,582	1.0000		0.01
112.5					

AQUA PENNSYLVANIA, INC.

ACCOUNT 311 ELECTRIC PUMPING EQUIPMENT

ORIGINAL LIFE TABLE

PLACEMENT BAND 1897-2019

EXPERIENCE BAND 1985-2019

AGE AT BEGIN OF INTERVAL	EXPOSURES AT BEGINNING OF AGE INTERVAL	RETIREMENTS DURING AGE INTERVAL	RETMT RATIO	SURV RATIO	PCT SURV BEGIN OF INTERVAL
0.0	90,111,359	0	0.0000	1.0000	100.00
0.5	87,961,694	800	0.0000	1.0000	100.00
1.5	90,182,774	46,898	0.0005	0.9995	100.00
2.5	86,023,116	39,743	0.0005	0.9995	99.95
3.5	83,869,737	185,122	0.0022	0.9978	99.90
4.5	79,540,620	75,554	0.0009	0.9991	99.68
5.5	77,786,575	147,775	0.0019	0.9981	99.59
6.5	74,519,401	121,380	0.0016	0.9984	99.40
7.5	69,799,677	295,578	0.0042	0.9958	99.23
8.5	65,876,702	190,164	0.0029	0.9971	98.81
9.5	63,866,652	136,671	0.0021	0.9979	98.53
10.5	61,481,895	264,567	0.0043	0.9957	98.32
11.5	60,008,472	75,051	0.0013	0.9987	97.90
12.5	54,580,111	87,034	0.0016	0.9984	97.77
13.5	51,365,897	84,302	0.0016	0.9984	97.62
14.5	48,295,568	316,313	0.0065	0.9935	97.46
15.5	46,943,776	111,494	0.0024	0.9976	96.82
16.5	46,242,881	153,250	0.0033	0.9967	96.59
17.5	45,968,405	166,710	0.0036	0.9964	96.27
18.5	44,292,500	251,746	0.0057	0.9943	95.92
19.5	40,101,054	236,924	0.0059	0.9941	95.37
20.5	38,329,116	430,555	0.0112	0.9888	94.81
21.5	36,477,716	196,272	0.0054	0.9946	93.75
22.5	35,355,326	253,231	0.0072	0.9928	93.24
23.5	34,158,590	1,287,379	0.0377	0.9623	92.57
24.5	29,776,286	574,012	0.0193	0.9807	89.08
25.5	28,698,540	697,443	0.0243	0.9757	87.37
26.5	25,451,230	1,425,413	0.0560	0.9440	85.24
27.5	23,345,266	507,934	0.0218	0.9782	80.47
28.5	15,047,833	375,413	0.0249	0.9751	78.72
29.5	13,710,946	478,637	0.0349	0.9651	76.75
30.5	12,578,419	808,542	0.0643	0.9357	74.08
31.5	11,113,944	558,367	0.0502	0.9498	69.31
32.5	7,670,976	179,933	0.0235	0.9765	65.83
33.5	7,346,833	728,629	0.0992	0.9008	64.29
34.5	6,684,496	174,422	0.0261	0.9739	57.91
35.5	6,547,595	1,117,615	0.1707	0.8293	56.40
36.5	5,556,830	1,307,937	0.2354	0.7646	46.77
37.5	4,310,553	263,799	0.0612	0.9388	35.76
38.5	4,076,453	236,337	0.0580	0.9420	33.58

AQUA PENNSYLVANIA, INC.

ACCOUNT 311 ELECTRIC PUMPING EQUIPMENT

ORIGINAL LIFE TABLE, CONT.

PLACEMENT BAND 1897-2019

EXPERIENCE BAND 1985-2019

AGE AT BEGIN OF INTERVAL	EXPOSURES AT BEGINNING OF AGE INTERVAL	RETIREMENTS DURING AGE INTERVAL	RETMT RATIO	SURV RATIO	PCT SURV BEGIN OF INTERVAL
39.5	3,837,535	372,324	0.0970	0.9030	31.63
40.5	3,514,689	402,915	0.1146	0.8854	28.56
41.5	3,116,648	348,642	0.1119	0.8881	25.29
42.5	2,779,507	98,977	0.0356	0.9644	22.46
43.5	2,699,540	320,172	0.1186	0.8814	21.66
44.5	2,386,030	156,515	0.0656	0.9344	19.09
45.5	2,237,620	161,664	0.0722	0.9278	17.84
46.5	2,075,956	58,485	0.0282	0.9718	16.55
47.5	2,020,241	446,513	0.2210	0.7790	16.08
48.5	1,570,908	88,216	0.0562	0.9438	12.53
49.5	1,484,226	51,417	0.0346	0.9654	11.82
50.5	1,432,809	327,989	0.2289	0.7711	11.41
51.5	1,110,921	98,877	0.0890	0.9110	8.80
52.5	1,027,226	175,629	0.1710	0.8290	8.02
53.5	907,136	59,167	0.0652	0.9348	6.65
54.5	847,969	275,413	0.3248	0.6752	6.21
55.5	572,557	265,476	0.4637	0.5363	4.20
56.5	306,823	5,316	0.0173	0.9827	2.25
57.5	307,257	88,060	0.2866	0.7134	2.21
58.5	228,259	33,657	0.1474	0.8526	1.58
59.5	194,602	20,485	0.1053	0.8947	1.34
60.5	174,512	88,542	0.5074	0.4926	1.20
61.5	88,242	761	0.0086	0.9914	0.59
62.5	87,481	13,211	0.1510	0.8490	0.59
63.5	74,273	17,351	0.2336	0.7664	0.50
64.5	56,922	7,692	0.1351	0.8649	0.38
65.5	49,230		0.0000	1.0000	0.33
66.5	45,058	15,745	0.3494	0.6506	0.33
67.5	30,793		0.0000	1.0000	0.22
68.5	61,181	1,579	0.0258	0.9742	0.22
69.5	59,601	5,715	0.0959	0.9041	0.21
70.5	53,887		0.0000	1.0000	0.19
71.5	55,199	363	0.0066	0.9934	0.19
72.5	54,836		0.0000	1.0000	0.19
73.5	54,836		0.0000	1.0000	0.19
74.5	54,899	28,488	0.5189	0.4811	0.19
75.5	26,411	4,265	0.1615	0.8385	0.09
76.5	22,146	233	0.0105	0.9895	0.08
77.5	21,913	14,146	0.6456	0.3544	0.08
78.5	7,767	1,641	0.2113	0.7887	0.03

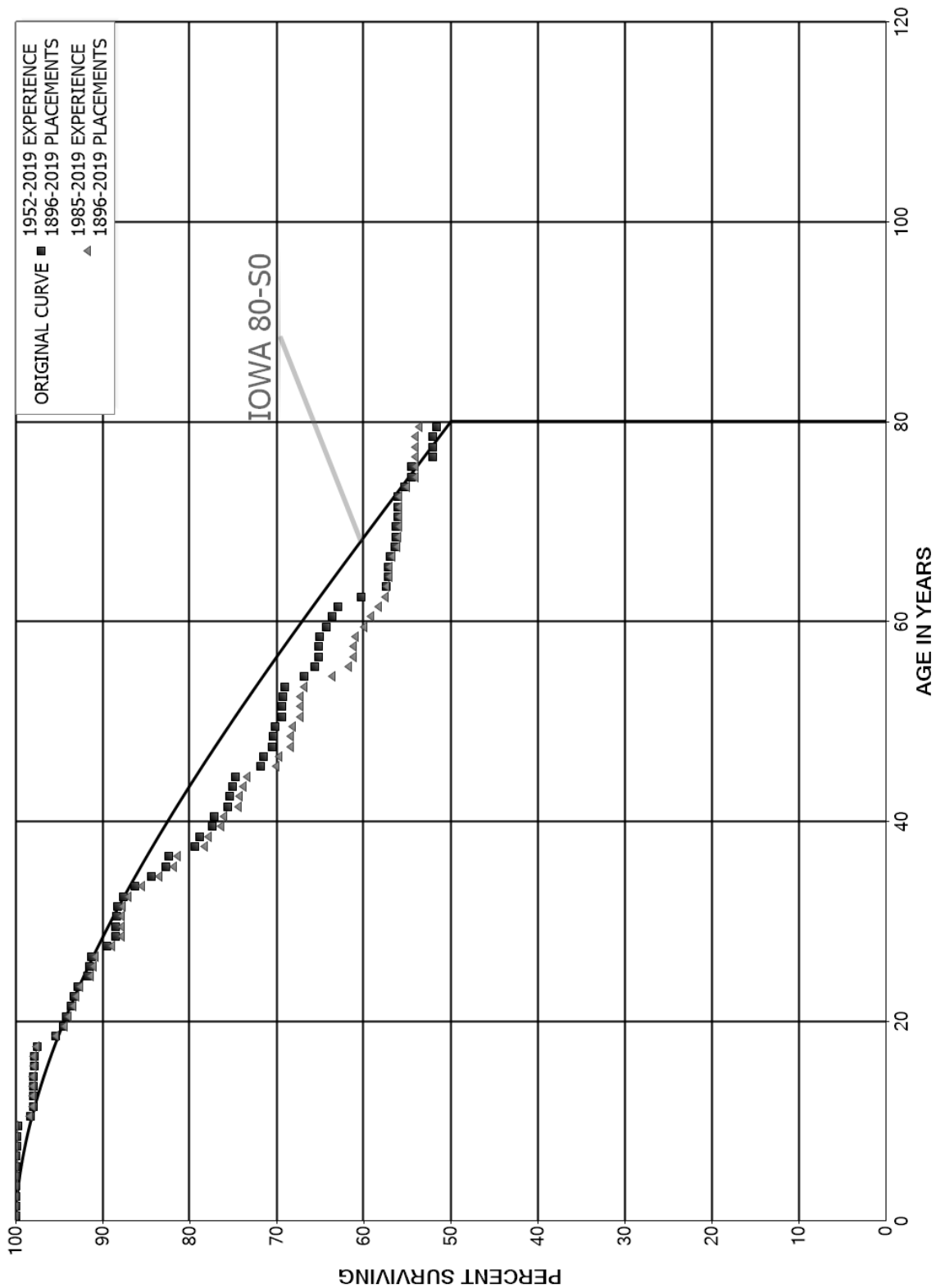
AQUA PENNSYLVANIA, INC.

ACCOUNT 311 ELECTRIC PUMPING EQUIPMENT

ORIGINAL LIFE TABLE, CONT.

PLACEMENT BAND 1897-2019			EXPERIENCE BAND 1985-2019		
AGE AT BEGIN OF INTERVAL	EXPOSURES AT BEGINNING OF AGE INTERVAL	RETIREMENTS DURING AGE INTERVAL	RETMT RATIO	SURV RATIO	PCT SURV BEGIN OF INTERVAL
79.5	6,126		0.0000	1.0000	0.02
80.5	6,126		0.0000	1.0000	0.02
81.5	6,126		0.0000	1.0000	0.02
82.5	6,126	3,854	0.6291	0.3709	0.02
83.5	2,272		0.0000	1.0000	0.01
84.5	2,272	2,272	1.0000		0.01
85.5					
86.5					
87.5	2,582		0.0000		
88.5	2,582		0.0000		
89.5	2,582		0.0000		
90.5	2,582		0.0000		
91.5	2,582		0.0000		
92.5	2,582		0.0000		
93.5	2,582		0.0000		
94.5	2,582		0.0000		
95.5	2,582		0.0000		
96.5	2,582		0.0000		
97.5	2,582		0.0000		
98.5	2,582		0.0000		
99.5	2,582		0.0000		
100.5	2,582		0.0000		
101.5	2,582		0.0000		
102.5	2,582		0.0000		
103.5	2,582		0.0000		
104.5	2,582		0.0000		
105.5	2,582		0.0000		
106.5	2,582		0.0000		
107.5	2,582		0.0000		
108.5	2,582		0.0000		
109.5	2,582		0.0000		
110.5	2,582		0.0000		
111.5	2,582	2,582	1.0000		
112.5					

AQUA PENNSYLVANIA, INC.
 ACCOUNT 320.1 PURIFICATION SYSTEM - STRUCTURES
 ORIGINAL AND SMOOTH SURVIVOR CURVES



AQUA PENNSYLVANIA, INC.

ACCOUNT 320.1 PURIFICATION SYSTEM - STRUCTURES

ORIGINAL LIFE TABLE

PLACEMENT BAND 1896-2019

EXPERIENCE BAND 1952-2019

AGE AT BEGIN OF INTERVAL	EXPOSURES AT BEGINNING OF AGE INTERVAL	RETIREMENTS DURING AGE INTERVAL	RETMT RATIO	SURV RATIO	PCT SURV BEGIN OF INTERVAL
0.0	112,173,118	12	0.0000	1.0000	100.00
0.5	112,148,982	4,176	0.0000	1.0000	100.00
1.5	112,298,883	1,410	0.0000	1.0000	100.00
2.5	126,537,062	39,010	0.0003	0.9997	100.00
3.5	128,223,187	20,480	0.0002	0.9998	99.96
4.5	124,534,510	28,916	0.0002	0.9998	99.95
5.5	125,233,943	7,797	0.0001	0.9999	99.93
6.5	118,560,020	47,148	0.0004	0.9996	99.92
7.5	92,132,658	25,802	0.0003	0.9997	99.88
8.5	88,901,675	70,246	0.0008	0.9992	99.85
9.5	82,911,136	1,227,485	0.0148	0.9852	99.77
10.5	79,391,669	277,743	0.0035	0.9965	98.30
11.5	78,174,554	4,083	0.0001	0.9999	97.95
12.5	77,226,636	11,554	0.0001	0.9999	97.95
13.5	64,312,282	5,022	0.0001	0.9999	97.93
14.5	62,749,935	60,009	0.0010	0.9990	97.92
15.5	54,407,019	5,867	0.0001	0.9999	97.83
16.5	53,158,988	160,245	0.0030	0.9970	97.82
17.5	50,774,551	1,112,093	0.0219	0.9781	97.52
18.5	48,974,181	458,357	0.0094	0.9906	95.39
19.5	46,062,070	181,850	0.0039	0.9961	94.50
20.5	43,068,918	249,595	0.0058	0.9942	94.12
21.5	35,459,655	108,041	0.0030	0.9970	93.58
22.5	31,869,413	138,284	0.0043	0.9957	93.29
23.5	29,972,840	374,968	0.0125	0.9875	92.89
24.5	26,603,370	69,086	0.0026	0.9974	91.73
25.5	26,294,093	61,499	0.0023	0.9977	91.49
26.5	21,675,459	425,177	0.0196	0.9804	91.27
27.5	21,000,576	230,854	0.0110	0.9890	89.48
28.5	16,147,141	8,057	0.0005	0.9995	88.50
29.5	15,086,655	4,419	0.0003	0.9997	88.46
30.5	14,309,385	15,079	0.0011	0.9989	88.43
31.5	11,589,303	95,957	0.0083	0.9917	88.34
32.5	11,243,886	174,627	0.0155	0.9845	87.60
33.5	11,044,155	240,098	0.0217	0.9783	86.24
34.5	10,758,578	211,425	0.0197	0.9803	84.37
35.5	9,287,897	35,928	0.0039	0.9961	82.71
36.5	7,584,658	275,205	0.0363	0.9637	82.39
37.5	7,369,060	48,147	0.0065	0.9935	79.40
38.5	7,180,702	133,604	0.0186	0.9814	78.88

AQUA PENNSYLVANIA, INC.

ACCOUNT 320.1 PURIFICATION SYSTEM - STRUCTURES

ORIGINAL LIFE TABLE, CONT.

PLACEMENT BAND 1896-2019			EXPERIENCE BAND 1952-2019		
AGE AT BEGIN OF INTERVAL	EXPOSURES AT BEGINNING OF AGE INTERVAL	RETIREMENTS DURING AGE INTERVAL	RETMT RATIO	SURV RATIO	PCT SURV BEGIN OF INTERVAL
39.5	6,986,229	23,687	0.0034	0.9966	77.42
40.5	6,482,503	131,998	0.0204	0.9796	77.15
41.5	5,574,535	10,418	0.0019	0.9981	75.58
42.5	5,322,758	23,379	0.0044	0.9956	75.44
43.5	4,588,122	26,339	0.0057	0.9943	75.11
44.5	4,393,325	167,298	0.0381	0.9619	74.68
45.5	4,179,057	16,359	0.0039	0.9961	71.83
46.5	4,057,838	61,248	0.0151	0.9849	71.55
47.5	3,111,798	4,125	0.0013	0.9987	70.47
48.5	3,096,664	10,931	0.0035	0.9965	70.38
49.5	3,079,852	30,204	0.0098	0.9902	70.13
50.5	2,950,203	2,003	0.0007	0.9993	69.44
51.5	2,676,261	2,547	0.0010	0.9990	69.40
52.5	2,009,062	8,494	0.0042	0.9958	69.33
53.5	1,597,609	49,863	0.0312	0.9688	69.04
54.5	1,543,328	29,977	0.0194	0.9806	66.88
55.5	1,469,966	8,170	0.0056	0.9944	65.58
56.5	1,441,523	394	0.0003	0.9997	65.22
57.5	1,331,663	3,815	0.0029	0.9971	65.20
58.5	1,292,678	15,099	0.0117	0.9883	65.01
59.5	1,277,560	13,179	0.0103	0.9897	64.25
60.5	1,262,053	13,748	0.0109	0.9891	63.59
61.5	1,243,792	52,411	0.0421	0.9579	62.90
62.5	1,143,860	53,145	0.0465	0.9535	60.25
63.5	1,088,120	5,176	0.0048	0.9952	57.45
64.5	1,082,945		0.0000	1.0000	57.18
65.5	1,082,657	4,567	0.0042	0.9958	57.18
66.5	1,077,379	9,279	0.0086	0.9914	56.93
67.5	1,068,033	2,055	0.0019	0.9981	56.44
68.5	1,065,720	1,285	0.0012	0.9988	56.34
69.5	1,064,194	3,620	0.0034	0.9966	56.27
70.5	1,057,617		0.0000	1.0000	56.08
71.5	664,586		0.0000	1.0000	56.08
72.5	664,586	9,202	0.0138	0.9862	56.08
73.5	654,034	8,851	0.0135	0.9865	55.30
74.5	645,183		0.0000	1.0000	54.55
75.5	645,135	28,984	0.0449	0.9551	54.55
76.5	551,138		0.0000	1.0000	52.10
77.5	495,281	716	0.0014	0.9986	52.10
78.5	424,735	3,582	0.0084	0.9916	52.03

AQUA PENNSYLVANIA, INC.

ACCOUNT 320.1 PURIFICATION SYSTEM - STRUCTURES

ORIGINAL LIFE TABLE, CONT.

PLACEMENT BAND 1896-2019			EXPERIENCE BAND 1952-2019		
AGE AT BEGIN OF INTERVAL	EXPOSURES AT BEGINNING OF AGE INTERVAL	RETIREMENTS DURING AGE INTERVAL	RETMT RATIO	SURV RATIO	PCT SURV BEGIN OF INTERVAL
79.5	410,613		0.0000	1.0000	51.59
80.5	410,090		0.0000	1.0000	51.59
81.5	408,413		0.0000	1.0000	51.59
82.5	314,055	76	0.0002	0.9998	51.59
83.5	313,979		0.0000	1.0000	51.57
84.5	301,263		0.0000	1.0000	51.57
85.5	300,224		0.0000	1.0000	51.57
86.5	209,087		0.0000	1.0000	51.57
87.5	201,635		0.0000	1.0000	51.57
88.5	185,143		0.0000	1.0000	51.57
89.5	184,611		0.0000	1.0000	51.57
90.5	184,611		0.0000	1.0000	51.57
91.5	184,611		0.0000	1.0000	51.57
92.5	184,449	870	0.0047	0.9953	51.57
93.5	181,552		0.0000	1.0000	51.33
94.5	181,132	154	0.0009	0.9991	51.33
95.5	170,938		0.0000	1.0000	51.29
96.5	155,553	83	0.0005	0.9995	51.29
97.5	146,711	627	0.0043	0.9957	51.26
98.5	146,083	39,074	0.2675	0.7325	51.04
99.5	107,010	1,236	0.0116	0.9884	37.39
100.5	74,364		0.0000	1.0000	36.96
101.5	74,364		0.0000	1.0000	36.96
102.5	74,364		0.0000	1.0000	36.96
103.5	74,364		0.0000	1.0000	36.96
104.5	74,364	558	0.0075	0.9925	36.96
105.5	73,806	5,856	0.0793	0.9207	36.68
106.5	67,950	259	0.0038	0.9962	33.77
107.5	67,690	583	0.0086	0.9914	33.64
108.5	67,107	695	0.0104	0.9896	33.35
109.5	66,412	2,691	0.0405	0.9595	33.00
110.5	4,673		0.0000	1.0000	31.67
111.5	4,673		0.0000	1.0000	31.67
112.5	4,673	4,673	1.0000		31.67
113.5					

AQUA PENNSYLVANIA, INC.

ACCOUNT 320.1 PURIFICATION SYSTEM - STRUCTURES

ORIGINAL LIFE TABLE

PLACEMENT BAND 1896-2019

EXPERIENCE BAND 1985-2019

AGE AT BEGIN OF INTERVAL	EXPOSURES AT BEGINNING OF AGE INTERVAL	RETIREMENTS DURING AGE INTERVAL	RETMT RATIO	SURV RATIO	PCT SURV BEGIN OF INTERVAL
0.0	101,477,072		0.0000	1.0000	100.00
0.5	101,533,697		0.0000	1.0000	100.00
1.5	102,889,440		0.0000	1.0000	100.00
2.5	117,299,139	263	0.0000	1.0000	100.00
3.5	118,665,311	144	0.0000	1.0000	100.00
4.5	115,113,006	26,252	0.0002	0.9998	100.00
5.5	115,949,642		0.0000	1.0000	99.98
6.5	109,394,967	3,264	0.0000	1.0000	99.98
7.5	83,049,394	5,443	0.0001	0.9999	99.97
8.5	80,966,406	9,610	0.0001	0.9999	99.97
9.5	75,080,712	1,216,943	0.0162	0.9838	99.96
10.5	72,980,816	273,428	0.0037	0.9963	98.34
11.5	72,458,137	1,394	0.0000	1.0000	97.97
12.5	72,619,903	10,072	0.0001	0.9999	97.97
13.5	59,866,613	3,334	0.0001	0.9999	97.95
14.5	58,372,930	56,295	0.0010	0.9990	97.95
15.5	50,125,623	5,229	0.0001	0.9999	97.85
16.5	49,201,074	152,173	0.0031	0.9969	97.84
17.5	47,080,459	1,110,481	0.0236	0.9764	97.54
18.5	45,297,457	457,927	0.0101	0.9899	95.24
19.5	42,496,012	179,729	0.0042	0.9958	94.28
20.5	39,419,122	245,768	0.0062	0.9938	93.88
21.5	31,807,385	108,041	0.0034	0.9966	93.29
22.5	28,351,213	128,537	0.0045	0.9955	92.97
23.5	26,545,250	372,388	0.0140	0.9860	92.55
24.5	23,584,634	65,292	0.0028	0.9972	91.25
25.5	23,893,417	61,489	0.0026	0.9974	91.00
26.5	19,533,059	423,968	0.0217	0.9783	90.77
27.5	19,532,995	228,573	0.0117	0.9883	88.80
28.5	15,045,126	7,903	0.0005	0.9995	87.76
29.5	13,977,282	4,180	0.0003	0.9997	87.71
30.5	13,250,849	6,048	0.0005	0.9995	87.69
31.5	10,579,333	87,519	0.0083	0.9917	87.65
32.5	10,253,619	174,547	0.0170	0.9830	86.92
33.5	10,057,507	239,627	0.0238	0.9762	85.44
34.5	9,772,661	200,835	0.0206	0.9794	83.41
35.5	8,305,405	35,908	0.0043	0.9957	81.69
36.5	7,029,676	274,511	0.0391	0.9609	81.34
37.5	6,814,965	35,945	0.0053	0.9947	78.16
38.5	6,612,804	128,548	0.0194	0.9806	77.75

AQUA PENNSYLVANIA, INC.

ACCOUNT 320.1 PURIFICATION SYSTEM - STRUCTURES

ORIGINAL LIFE TABLE, CONT.

PLACEMENT BAND 1896-2019

EXPERIENCE BAND 1985-2019

AGE AT BEGIN OF INTERVAL	EXPOSURES AT BEGINNING OF AGE INTERVAL	RETIREMENTS DURING AGE INTERVAL	RETMT RATIO	SURV RATIO	PCT SURV BEGIN OF INTERVAL
39.5	6,422,962	23,683	0.0037	0.9963	76.24
40.5	5,881,530	129,530	0.0220	0.9780	75.96
41.5	4,923,982	9,920	0.0020	0.9980	74.28
42.5	4,586,714	23,379	0.0051	0.9949	74.13
43.5	3,852,335	25,910	0.0067	0.9933	73.76
44.5	3,659,852	166,731	0.0456	0.9544	73.26
45.5	3,446,916	16,160	0.0047	0.9953	69.92
46.5	3,325,897	60,658	0.0182	0.9818	69.60
47.5	2,382,146	68	0.0000	1.0000	68.33
48.5	2,371,584	10,734	0.0045	0.9955	68.32
49.5	2,355,289	27,461	0.0117	0.9883	68.02
50.5	2,228,785	138	0.0001	0.9999	67.22
51.5	1,959,141	836	0.0004	0.9996	67.22
52.5	1,312,651	8,277	0.0063	0.9937	67.19
53.5	1,028,992	49,863	0.0485	0.9515	66.77
54.5	988,771	29,496	0.0298	0.9702	63.53
55.5	911,385	8,170	0.0090	0.9910	61.64
56.5	885,320	394	0.0004	0.9996	61.08
57.5	874,518	2,735	0.0031	0.9969	61.06
58.5	838,640	14,518	0.0173	0.9827	60.86
59.5	825,645	10,173	0.0123	0.9877	59.81
60.5	886,224	13,080	0.0148	0.9852	59.07
61.5	972,129	14,295	0.0147	0.9853	58.20
62.5	920,589	1,260	0.0014	0.9986	57.35
63.5	916,734	5,176	0.0056	0.9944	57.27
64.5	912,090		0.0000	1.0000	56.94
65.5	911,802	4,527	0.0050	0.9950	56.94
66.5	906,564	9,279	0.0102	0.9898	56.66
67.5	897,219	2,055	0.0023	0.9977	56.08
68.5	905,292	1,196	0.0013	0.9987	55.95
69.5	905,313		0.0000	1.0000	55.88
70.5	902,566		0.0000	1.0000	55.88
71.5	528,592		0.0000	1.0000	55.88
72.5	528,592	9,159	0.0173	0.9827	55.88
73.5	518,084	8,612	0.0166	0.9834	54.91
74.5	509,472		0.0000	1.0000	54.00
75.5	593,055		0.0000	1.0000	54.00
76.5	528,042		0.0000	1.0000	54.00
77.5	472,185	562	0.0012	0.9988	54.00
78.5	401,793	3,582	0.0089	0.9911	53.93

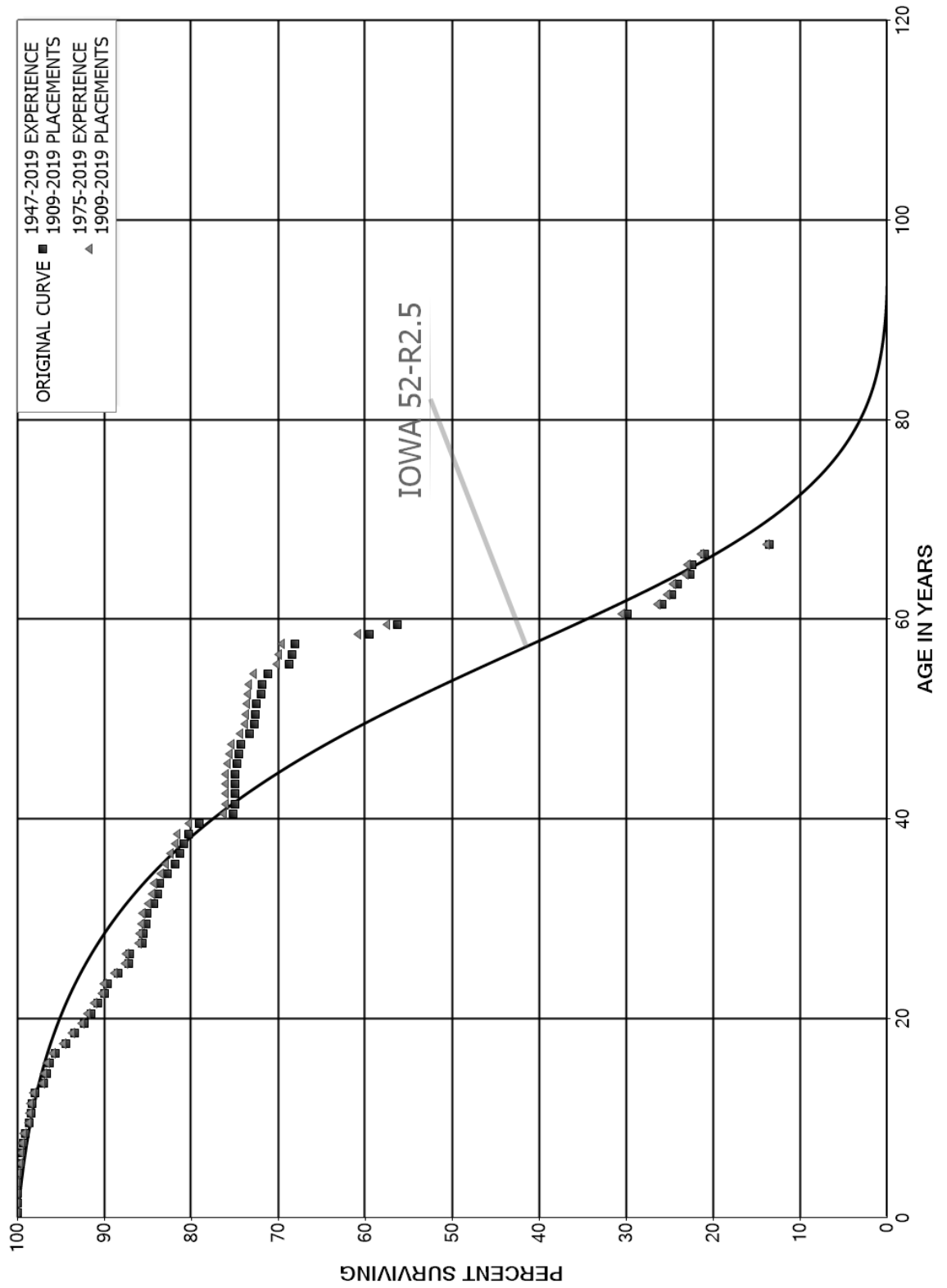
AQUA PENNSYLVANIA, INC.

ACCOUNT 320.1 PURIFICATION SYSTEM - STRUCTURES

ORIGINAL LIFE TABLE, CONT.

PLACEMENT BAND 1896-2019			EXPERIENCE BAND 1985-2019		
AGE AT BEGIN OF INTERVAL	EXPOSURES AT BEGINNING OF AGE INTERVAL	RETIREMENTS DURING AGE INTERVAL	RETMT RATIO	SURV RATIO	PCT SURV BEGIN OF INTERVAL
79.5	387,671		0.0000	1.0000	53.45
80.5	387,148		0.0000	1.0000	53.45
81.5	385,776		0.0000	1.0000	53.45
82.5	291,418	76	0.0003	0.9997	53.45
83.5	291,342		0.0000	1.0000	53.44
84.5	278,626		0.0000	1.0000	53.44
85.5	295,551		0.0000	1.0000	53.44
86.5	204,414		0.0000	1.0000	53.44
87.5	196,961		0.0000	1.0000	53.44
88.5	185,143		0.0000	1.0000	53.44
89.5	184,611		0.0000	1.0000	53.44
90.5	184,611		0.0000	1.0000	53.44
91.5	184,611		0.0000	1.0000	53.44
92.5	184,449	870	0.0047	0.9953	53.44
93.5	181,552		0.0000	1.0000	53.19
94.5	181,132	154	0.0009	0.9991	53.19
95.5	170,938		0.0000	1.0000	53.14
96.5	155,553	83	0.0005	0.9995	53.14
97.5	146,711	627	0.0043	0.9957	53.11
98.5	146,083	39,074	0.2675	0.7325	52.89
99.5	107,010	1,236	0.0116	0.9884	38.74
100.5	74,364		0.0000	1.0000	38.29
101.5	74,364		0.0000	1.0000	38.29
102.5	74,364		0.0000	1.0000	38.29
103.5	74,364		0.0000	1.0000	38.29
104.5	74,364	558	0.0075	0.9925	38.29
105.5	73,806	5,856	0.0793	0.9207	38.01
106.5	67,950	259	0.0038	0.9962	34.99
107.5	67,690	583	0.0086	0.9914	34.86
108.5	67,107	695	0.0104	0.9896	34.56
109.5	66,412	2,691	0.0405	0.9595	34.20
110.5	4,673		0.0000	1.0000	32.81
111.5	4,673		0.0000	1.0000	32.81
112.5	4,673	4,673	1.0000		32.81
113.5					

AQUA PENNSYLVANIA, INC.
 ACCOUNT 320.2 PURIFICATION SYSTEM - EQUIPMENT
 ORIGINAL AND SMOOTH SURVIVOR CURVES



AQUA PENNSYLVANIA, INC.

ACCOUNT 320.2 PURIFICATION SYSTEM - EQUIPMENT

ORIGINAL LIFE TABLE

PLACEMENT BAND 1909-2019

EXPERIENCE BAND 1947-2019

AGE AT BEGIN OF INTERVAL	EXPOSURES AT BEGINNING OF AGE INTERVAL	RETIREMENTS DURING AGE INTERVAL	RETMT RATIO	SURV RATIO	PCT SURV BEGIN OF INTERVAL
0.0	128,601,313		0.0000	1.0000	100.00
0.5	118,030,411	5,286	0.0000	1.0000	100.00
1.5	104,423,875	5,270	0.0001	0.9999	100.00
2.5	98,466,140	14,927	0.0002	0.9998	99.99
3.5	94,694,966	158,355	0.0017	0.9983	99.98
4.5	87,318,970	163,358	0.0019	0.9981	99.81
5.5	84,117,754	141,883	0.0017	0.9983	99.62
6.5	79,867,016	100,208	0.0013	0.9987	99.45
7.5	75,676,176	177,884	0.0024	0.9976	99.33
8.5	65,771,327	338,408	0.0051	0.9949	99.10
9.5	65,319,241	99,442	0.0015	0.9985	98.59
10.5	57,236,968	61,445	0.0011	0.9989	98.44
11.5	32,959,099	138,748	0.0042	0.9958	98.33
12.5	30,089,421	302,257	0.0100	0.9900	97.92
13.5	28,652,408	79,667	0.0028	0.9972	96.93
14.5	27,499,963	97,930	0.0036	0.9964	96.66
15.5	26,156,541	186,378	0.0071	0.9929	96.32
16.5	25,312,844	320,430	0.0127	0.9873	95.63
17.5	23,604,015	257,924	0.0109	0.9891	94.42
18.5	22,346,854	269,977	0.0121	0.9879	93.39
19.5	19,481,034	155,270	0.0080	0.9920	92.26
20.5	18,447,487	156,783	0.0085	0.9915	91.53
21.5	16,825,084	156,200	0.0093	0.9907	90.75
22.5	16,468,235	55,667	0.0034	0.9966	89.91
23.5	14,996,125	203,299	0.0136	0.9864	89.60
24.5	11,130,884	154,688	0.0139	0.9861	88.39
25.5	11,818,088	11,053	0.0009	0.9991	87.16
26.5	11,122,885	183,084	0.0165	0.9835	87.08
27.5	10,265,205	12,267	0.0012	0.9988	85.64
28.5	8,158,797	33,374	0.0041	0.9959	85.54
29.5	7,321,539	15,323	0.0021	0.9979	85.19
30.5	6,156,917	51,537	0.0084	0.9916	85.01
31.5	4,946,348	28,283	0.0057	0.9943	84.30
32.5	4,658,762	14,367	0.0031	0.9969	83.82
33.5	4,405,175	42,391	0.0096	0.9904	83.56
34.5	3,748,941	40,343	0.0108	0.9892	82.76
35.5	3,547,774	23,070	0.0065	0.9935	81.87
36.5	3,312,985	21,059	0.0064	0.9936	81.33
37.5	3,136,636	18,881	0.0060	0.9940	80.82
38.5	3,038,261	49,148	0.0162	0.9838	80.33

AQUA PENNSYLVANIA, INC.

ACCOUNT 320.2 PURIFICATION SYSTEM - EQUIPMENT

ORIGINAL LIFE TABLE, CONT.

PLACEMENT BAND 1909-2019			EXPERIENCE BAND 1947-2019		
AGE AT BEGIN OF INTERVAL	EXPOSURES AT BEGINNING OF AGE INTERVAL	RETIREMENTS DURING AGE INTERVAL	RETMT RATIO	SURV RATIO	PCT SURV BEGIN OF INTERVAL
39.5	2,893,216	140,503	0.0486	0.9514	79.03
40.5	2,699,217	6,937	0.0026	0.9974	75.19
41.5	2,647,455	1,814	0.0007	0.9993	75.00
42.5	2,624,162	896	0.0003	0.9997	74.95
43.5	2,600,208	307	0.0001	0.9999	74.92
44.5	2,532,794	7,070	0.0028	0.9972	74.91
45.5	2,489,723	5,035	0.0020	0.9980	74.71
46.5	2,308,137	8,613	0.0037	0.9963	74.55
47.5	709,340	9,969	0.0141	0.9859	74.28
48.5	651,866	4,337	0.0067	0.9933	73.23
49.5	608,455	1,092	0.0018	0.9982	72.74
50.5	595,872	1,020	0.0017	0.9983	72.61
51.5	497,389	3,694	0.0074	0.9926	72.49
52.5	486,367	609	0.0013	0.9987	71.95
53.5	476,605	4,269	0.0090	0.9910	71.86
54.5	440,814	15,676	0.0356	0.9644	71.22
55.5	363,019	1,497	0.0041	0.9959	68.69
56.5	351,598	1,451	0.0041	0.9959	68.40
57.5	343,724	43,226	0.1258	0.8742	68.12
58.5	274,185	15,177	0.0554	0.9446	59.55
59.5	257,867	121,355	0.4706	0.5294	56.26
60.5	136,512	18,175	0.1331	0.8669	29.78
61.5	118,337	4,883	0.0413	0.9587	25.82
62.5	113,454	3,389	0.0299	0.9701	24.75
63.5	110,065	6,174	0.0561	0.9439	24.01
64.5	103,891	1,067	0.0103	0.9897	22.66
65.5	104,448	7,107	0.0680	0.9320	22.43
66.5	97,342	34,612	0.3556	0.6444	20.91
67.5	62,730	13,431	0.2141	0.7859	13.47
68.5	49,299	2,393	0.0485	0.9515	10.59
69.5	46,906	213	0.0045	0.9955	10.07
70.5	46,693	30	0.0006	0.9994	10.03
71.5	46,663	969	0.0208	0.9792	10.02
72.5	45,695	1,387	0.0304	0.9696	9.81
73.5	44,307		0.0000	1.0000	9.52
74.5	44,307		0.0000	1.0000	9.52
75.5	44,307	168	0.0038	0.9962	9.52
76.5	42,712		0.0000	1.0000	9.48
77.5	42,712		0.0000	1.0000	9.48
78.5	42,712		0.0000	1.0000	9.48

AQUA PENNSYLVANIA, INC.

ACCOUNT 320.2 PURIFICATION SYSTEM - EQUIPMENT

ORIGINAL LIFE TABLE, CONT.

PLACEMENT BAND 1909-2019			EXPERIENCE BAND 1947-2019			
AGE AT BEGIN OF INTERVAL	EXPOSURES AT BEGINNING OF AGE INTERVAL	RETIREMENTS DURING AGE INTERVAL	RETMT RATIO	SURV RATIO	PCT SURV BEGIN OF INTERVAL	
79.5	42,712	857	0.0201	0.9799	9.48	
80.5	41,855	52	0.0012	0.9988	9.29	
81.5	41,804		0.0000	1.0000	9.28	
82.5	41,804	23,319	0.5578	0.4422	9.28	
83.5	18,485	53	0.0029	0.9971	4.10	
84.5	18,432	1,823	0.0989	0.9011	4.09	
85.5	16,609	160	0.0097	0.9903	3.69	
86.5	16,448		0.0000	1.0000	3.65	
87.5	16,448	4,662	0.2834	0.7166	3.65	
88.5	11,787	879	0.0746	0.9254	2.62	
89.5	10,908	1,424	0.1305	0.8695	2.42	
90.5	9,484	1,037	0.1094	0.8906	2.10	
91.5	8,447	3,669	0.4344	0.5656	1.87	
92.5	4,778	4,778	1.0000		1.06	
93.5						
94.5						
95.5						
96.5						
97.5						
98.5						
99.5						
100.5	13,484		0.0000			
101.5	13,008		0.0000			
102.5						

AQUA PENNSYLVANIA, INC.

ACCOUNT 320.2 PURIFICATION SYSTEM - EQUIPMENT

ORIGINAL LIFE TABLE

PLACEMENT BAND 1909-2019

EXPERIENCE BAND 1975-2019

AGE AT BEGIN OF INTERVAL	EXPOSURES AT BEGINNING OF AGE INTERVAL	RETIREMENTS DURING AGE INTERVAL	RETMT RATIO	SURV RATIO	PCT SURV BEGIN OF INTERVAL
0.0	126,962,948		0.0000	1.0000	100.00
0.5	116,420,988	0	0.0000	1.0000	100.00
1.5	102,879,255	3,393	0.0000	1.0000	100.00
2.5	97,081,569	5,408	0.0001	0.9999	100.00
3.5	93,383,848	152,628	0.0016	0.9984	99.99
4.5	86,054,871	161,112	0.0019	0.9981	99.83
5.5	82,875,009	123,712	0.0015	0.9985	99.64
6.5	78,733,694	94,979	0.0012	0.9988	99.49
7.5	74,607,461	175,872	0.0024	0.9976	99.37
8.5	64,723,016	322,737	0.0050	0.9950	99.14
9.5	64,364,181	85,892	0.0013	0.9987	98.64
10.5	56,523,096	52,359	0.0009	0.9991	98.51
11.5	32,272,160	119,378	0.0037	0.9963	98.42
12.5	29,438,163	300,097	0.0102	0.9898	98.06
13.5	28,052,954	77,531	0.0028	0.9972	97.06
14.5	26,888,979	82,257	0.0031	0.9969	96.79
15.5	25,588,430	179,277	0.0070	0.9930	96.49
16.5	24,897,309	307,203	0.0123	0.9877	95.82
17.5	23,287,185	247,515	0.0106	0.9894	94.63
18.5	22,116,119	260,317	0.0118	0.9882	93.63
19.5	19,241,686	150,627	0.0078	0.9922	92.53
20.5	18,223,938	156,679	0.0086	0.9914	91.80
21.5	16,609,686	148,311	0.0089	0.9911	91.01
22.5	16,276,531	52,235	0.0032	0.9968	90.20
23.5	14,784,521	200,519	0.0136	0.9864	89.91
24.5	10,912,795	145,927	0.0134	0.9866	88.69
25.5	11,618,244	11,053	0.0010	0.9990	87.51
26.5	10,978,635	181,431	0.0165	0.9835	87.42
27.5	10,127,106	12,267	0.0012	0.9988	85.98
28.5	8,023,923	25,571	0.0032	0.9968	85.87
29.5	7,194,536	10,219	0.0014	0.9986	85.60
30.5	6,036,292	42,152	0.0070	0.9930	85.48
31.5	4,835,184	27,917	0.0058	0.9942	84.88
32.5	4,548,119	14,145	0.0031	0.9969	84.39
33.5	4,291,454	39,254	0.0091	0.9909	84.13
34.5	3,638,557	24,980	0.0069	0.9931	83.36
35.5	3,454,272	23,070	0.0067	0.9933	82.79
36.5	3,219,484	20,938	0.0065	0.9935	82.23
37.5	3,042,911	6,923	0.0023	0.9977	81.70
38.5	2,956,494	49,148	0.0166	0.9834	81.51

AQUA PENNSYLVANIA, INC.

ACCOUNT 320.2 PURIFICATION SYSTEM - EQUIPMENT

ORIGINAL LIFE TABLE, CONT.

PLACEMENT BAND 1909-2019			EXPERIENCE BAND 1975-2019		
AGE AT BEGIN OF INTERVAL	EXPOSURES AT BEGINNING OF AGE INTERVAL	RETIREMENTS DURING AGE INTERVAL	RETMT RATIO	SURV RATIO	PCT SURV BEGIN OF INTERVAL
39.5	2,813,235	140,503	0.0499	0.9501	80.16
40.5	2,619,237	6,232	0.0024	0.9976	76.15
41.5	2,569,246	1,814	0.0007	0.9993	75.97
42.5	2,568,034	230	0.0001	0.9999	75.92
43.5	2,545,439	307	0.0001	0.9999	75.91
44.5	2,483,706	6,999	0.0028	0.9972	75.90
45.5	2,440,706	4,518	0.0019	0.9981	75.69
46.5	2,259,638	8,613	0.0038	0.9962	75.55
47.5	668,305	8,617	0.0129	0.9871	75.26
48.5	613,839	4,337	0.0071	0.9929	74.29
49.5	570,428	1,092	0.0019	0.9981	73.77
50.5	560,563	1,020	0.0018	0.9982	73.63
51.5	481,745	393	0.0008	0.9992	73.49
52.5	486,022	609	0.0013	0.9987	73.43
53.5	476,260	4,269	0.0090	0.9910	73.34
54.5	440,470	15,676	0.0356	0.9644	72.68
55.5	362,675	1,497	0.0041	0.9959	70.10
56.5	351,254	1,451	0.0041	0.9959	69.81
57.5	343,379	43,226	0.1259	0.8741	69.52
58.5	273,841	15,177	0.0554	0.9446	60.77
59.5	257,523	121,355	0.4712	0.5288	57.40
60.5	136,168	18,175	0.1335	0.8665	30.35
61.5	117,992	4,883	0.0414	0.9586	26.30
62.5	113,109	3,389	0.0300	0.9700	25.21
63.5	109,721	6,174	0.0563	0.9437	24.46
64.5	103,546	1,067	0.0103	0.9897	23.08
65.5	104,448	7,107	0.0680	0.9320	22.84
66.5	97,342	34,612	0.3556	0.6444	21.29
67.5	62,730	13,431	0.2141	0.7859	13.72
68.5	49,299	2,393	0.0485	0.9515	10.78
69.5	46,906	213	0.0045	0.9955	10.26
70.5	46,693	30	0.0006	0.9994	10.21
71.5	46,663	969	0.0208	0.9792	10.20
72.5	45,695	1,387	0.0304	0.9696	9.99
73.5	44,307		0.0000	1.0000	9.69
74.5	44,307		0.0000	1.0000	9.69
75.5	44,307	168	0.0038	0.9962	9.69
76.5	42,712		0.0000	1.0000	9.65
77.5	42,712		0.0000	1.0000	9.65
78.5	42,712		0.0000	1.0000	9.65

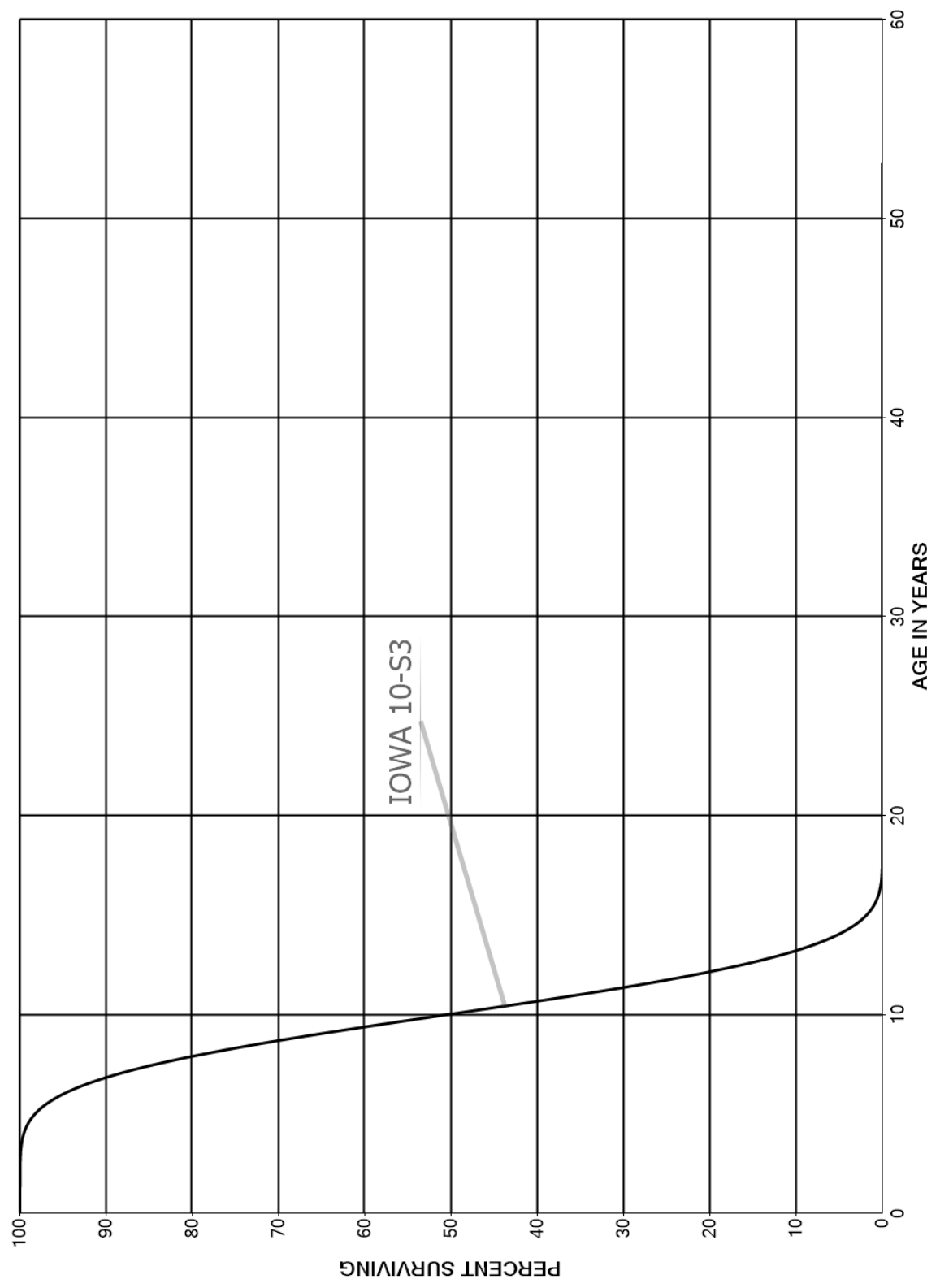
AQUA PENNSYLVANIA, INC.

ACCOUNT 320.2 PURIFICATION SYSTEM - EQUIPMENT

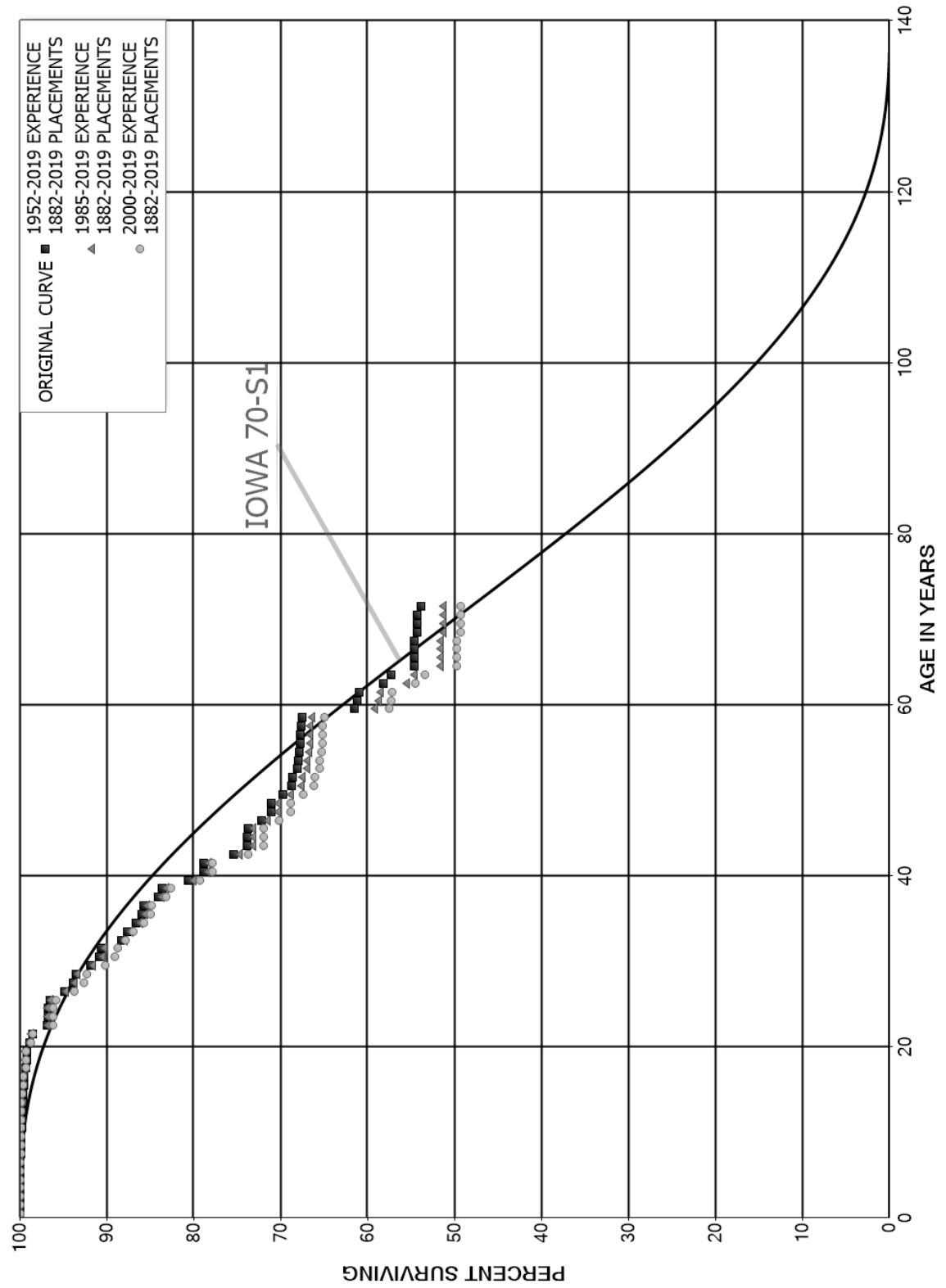
ORIGINAL LIFE TABLE, CONT.

PLACEMENT BAND 1909-2019			EXPERIENCE BAND 1975-2019			
AGE AT BEGIN OF INTERVAL	EXPOSURES AT BEGINNING OF AGE INTERVAL	RETIREMENTS DURING AGE INTERVAL	RETMT RATIO	SURV RATIO	PCT SURV BEGIN OF INTERVAL	
79.5	42,712	857	0.0201	0.9799	9.65	
80.5	41,855	52	0.0012	0.9988	9.46	
81.5	41,804		0.0000	1.0000	9.45	
82.5	41,804	23,319	0.5578	0.4422	9.45	
83.5	18,485	53	0.0029	0.9971	4.18	
84.5	18,432	1,823	0.0989	0.9011	4.17	
85.5	16,609	160	0.0097	0.9903	3.75	
86.5	16,448		0.0000	1.0000	3.72	
87.5	16,448	4,662	0.2834	0.7166	3.72	
88.5	11,787	879	0.0746	0.9254	2.66	
89.5	10,908	1,424	0.1305	0.8695	2.47	
90.5	9,484	1,037	0.1094	0.8906	2.14	
91.5	8,447	3,669	0.4344	0.5656	1.91	
92.5	4,778	4,778	1.0000		1.08	
93.5						
94.5						
95.5						
96.5						
97.5						
98.5						
99.5						
100.5	13,484		0.0000			
101.5	13,008		0.0000			
102.5						

AQUA PENNSYLVANIA, INC.
 ACCOUNT 320.5 PURIFICATION SYSTEM - FILTER MEDIA
 SMOOTH SURVIVOR CURVE



AQUA PENNSYLVANIA, INC.
ACCOUNT 330 DISTRIBUTION RESERVOIRS AND STANDPIPES
ORIGINAL AND SMOOTH SURVIVOR CURVES



AQUA PENNSYLVANIA, INC.

ACCOUNT 330 DISTRIBUTION RESERVOIRS AND STANDPIPES

ORIGINAL LIFE TABLE

PLACEMENT BAND 1882-2019

EXPERIENCE BAND 1952-2019

AGE AT BEGIN OF INTERVAL	EXPOSURES AT BEGINNING OF AGE INTERVAL	RETIREMENTS DURING AGE INTERVAL	RETMT RATIO	SURV RATIO	PCT SURV BEGIN OF INTERVAL
0.0	129,371,839	0	0.0000	1.0000	100.00
0.5	117,566,615	0	0.0000	1.0000	100.00
1.5	110,148,034	0	0.0000	1.0000	100.00
2.5	103,711,780	410	0.0000	1.0000	100.00
3.5	96,585,849	991	0.0000	1.0000	100.00
4.5	88,815,995	10,806	0.0001	0.9999	100.00
5.5	80,117,178	810	0.0000	1.0000	99.99
6.5	80,084,903	84,047	0.0010	0.9990	99.99
7.5	74,074,654	5,761	0.0001	0.9999	99.88
8.5	69,266,319	25,318	0.0004	0.9996	99.87
9.5	60,828,199	61,049	0.0010	0.9990	99.84
10.5	57,050,377	8,304	0.0001	0.9999	99.74
11.5	50,843,373	23,171	0.0005	0.9995	99.72
12.5	46,749,222	13,652	0.0003	0.9997	99.68
13.5	43,697,664	7,146	0.0002	0.9998	99.65
14.5	43,044,935	65,637	0.0015	0.9985	99.63
15.5	43,292,453	5,852	0.0001	0.9999	99.48
16.5	41,867,285	88,702	0.0021	0.9979	99.47
17.5	39,176,389	24,893	0.0006	0.9994	99.25
18.5	37,339,390	3,435	0.0001	0.9999	99.19
19.5	35,059,707	122,893	0.0035	0.9965	99.18
20.5	34,222,521	100,140	0.0029	0.9971	98.83
21.5	33,643,941	602,261	0.0179	0.9821	98.55
22.5	31,427,819	1,667	0.0001	0.9999	96.78
23.5	29,679,779	7,693	0.0003	0.9997	96.78
24.5	29,163,995	89,237	0.0031	0.9969	96.75
25.5	28,448,880	480,069	0.0169	0.9831	96.46
26.5	26,700,362	275,597	0.0103	0.9897	94.83
27.5	23,190,085	77,945	0.0034	0.9966	93.85
28.5	22,174,041	399,934	0.0180	0.9820	93.53
29.5	21,455,003	234,343	0.0109	0.9891	91.85
30.5	19,316,817	56,155	0.0029	0.9971	90.84
31.5	17,802,256	452,041	0.0254	0.9746	90.58
32.5	17,302,710	131,249	0.0076	0.9924	88.28
33.5	16,498,949	196,891	0.0119	0.9881	87.61
34.5	15,525,470	108,277	0.0070	0.9930	86.56
35.5	15,306,897	39,821	0.0026	0.9974	85.96
36.5	15,297,371	290,198	0.0190	0.9810	85.74
37.5	15,038,180	94,811	0.0063	0.9937	84.11
38.5	14,761,825	532,743	0.0361	0.9639	83.58

AQUA PENNSYLVANIA, INC.

ACCOUNT 330 DISTRIBUTION RESERVOIRS AND STANDPIPES

ORIGINAL LIFE TABLE, CONT.

PLACEMENT BAND 1882-2019			EXPERIENCE BAND 1952-2019		
AGE AT BEGIN OF INTERVAL	EXPOSURES AT BEGINNING OF AGE INTERVAL	RETIREMENTS DURING AGE INTERVAL	RETMT RATIO	SURV RATIO	PCT SURV BEGIN OF INTERVAL
39.5	12,567,841	268,052	0.0213	0.9787	80.56
40.5	12,156,200	2,701	0.0002	0.9998	78.85
41.5	11,822,134	521,889	0.0441	0.9559	78.83
42.5	11,231,542	226,954	0.0202	0.9798	75.35
43.5	7,979,193	2,013	0.0003	0.9997	73.83
44.5	7,430,083	5,369	0.0007	0.9993	73.81
45.5	7,478,853	154,912	0.0207	0.9793	73.75
46.5	5,714,993	94,379	0.0165	0.9835	72.23
47.5	4,946,304	374	0.0001	0.9999	71.03
48.5	4,793,691	86,230	0.0180	0.9820	71.03
49.5	4,670,255	71,870	0.0154	0.9846	69.75
50.5	4,519,816	6,700	0.0015	0.9985	68.68
51.5	4,425,240	35,875	0.0081	0.9919	68.57
52.5	4,517,927	642	0.0001	0.9999	68.02
53.5	4,435,506	12,098	0.0027	0.9973	68.01
54.5	4,393,661	8,444	0.0019	0.9981	67.82
55.5	3,924,559	81	0.0000	1.0000	67.69
56.5	3,315,243	1,690	0.0005	0.9995	67.69
57.5	3,009,602	8,356	0.0028	0.9972	67.66
58.5	2,445,893	215,126	0.0880	0.9120	67.47
59.5	2,222,198	13,552	0.0061	0.9939	61.54
60.5	2,179,376	8,620	0.0040	0.9960	61.16
61.5	2,114,398	95,840	0.0453	0.9547	60.92
62.5	1,996,849	29,109	0.0146	0.9854	58.16
63.5	1,608,310	75,844	0.0472	0.9528	57.31
64.5	1,428,992	57	0.0000	1.0000	54.61
65.5	1,234,719		0.0000	1.0000	54.60
66.5	1,167,502		0.0000	1.0000	54.60
67.5	1,153,165	6,086	0.0053	0.9947	54.60
68.5	853,813		0.0000	1.0000	54.32
69.5	734,468		0.0000	1.0000	54.32
70.5	733,989	7,160	0.0098	0.9902	54.32
71.5	576,826	135	0.0002	0.9998	53.79
72.5	579,235	3,758	0.0065	0.9935	53.77
73.5	574,109	1,702	0.0030	0.9970	53.42
74.5	568,231		0.0000	1.0000	53.27
75.5	566,187		0.0000	1.0000	53.27
76.5	565,577	21,908	0.0387	0.9613	53.27
77.5	543,669	922	0.0017	0.9983	51.20
78.5	542,747	2,489	0.0046	0.9954	51.12

AQUA PENNSYLVANIA, INC.

ACCOUNT 330 DISTRIBUTION RESERVOIRS AND STANDPIPES

ORIGINAL LIFE TABLE, CONT.

PLACEMENT BAND 1882-2019			EXPERIENCE BAND 1952-2019		
AGE AT BEGIN OF INTERVAL	EXPOSURES AT BEGINNING OF AGE INTERVAL	RETIREMENTS DURING AGE INTERVAL	RETMT RATIO	SURV RATIO	PCT SURV BEGIN OF INTERVAL
79.5	538,323		0.0000	1.0000	50.88
80.5	538,323	216	0.0004	0.9996	50.88
81.5	537,930	41	0.0001	0.9999	50.86
82.5	526,415	15,326	0.0291	0.9709	50.86
83.5	511,089	113	0.0002	0.9998	49.38
84.5	510,976		0.0000	1.0000	49.37
85.5	510,976		0.0000	1.0000	49.37
86.5	510,976		0.0000	1.0000	49.37
87.5	510,976	14,670	0.0287	0.9713	49.37
88.5	496,090	22,897	0.0462	0.9538	47.95
89.5	466,250	6,760	0.0145	0.9855	45.74
90.5	459,570	45	0.0001	0.9999	45.07
91.5	428,931	10,420	0.0243	0.9757	45.07
92.5	379,796	4,883	0.0129	0.9871	43.97
93.5	334,384		0.0000	1.0000	43.41
94.5	334,384		0.0000	1.0000	43.41
95.5	153,234		0.0000	1.0000	43.41
96.5	153,234		0.0000	1.0000	43.41
97.5	153,234		0.0000	1.0000	43.41
98.5	153,234		0.0000	1.0000	43.41
99.5	162,093		0.0000	1.0000	43.41
100.5	162,093		0.0000	1.0000	43.41
101.5	162,093	2,293	0.0141	0.9859	43.41
102.5	159,800	191	0.0012	0.9988	42.79
103.5	159,609	5,070	0.0318	0.9682	42.74
104.5	154,539	383	0.0025	0.9975	41.38
105.5	154,155	3,695	0.0240	0.9760	41.28
106.5	150,460	1,644	0.0109	0.9891	40.29
107.5	148,816	10,462	0.0703	0.9297	39.85
108.5	138,354	451	0.0033	0.9967	37.05
109.5	72,216		0.0000	1.0000	36.93
110.5	29,939		0.0000	1.0000	36.93
111.5	29,939	17,994	0.6010	0.3990	36.93
112.5	11,945		0.0000	1.0000	14.73
113.5	11,945		0.0000	1.0000	14.73
114.5	11,945		0.0000	1.0000	14.73
115.5	11,945		0.0000	1.0000	14.73
116.5	11,945		0.0000	1.0000	14.73
117.5	11,945	9,267	0.7758	0.2242	14.73
118.5	2,678		0.0000	1.0000	3.30

AQUA PENNSYLVANIA, INC.

ACCOUNT 330 DISTRIBUTION RESERVOIRS AND STANDPIPES

ORIGINAL LIFE TABLE, CONT.

PLACEMENT BAND 1882-2019			EXPERIENCE BAND 1952-2019		
AGE AT BEGIN OF INTERVAL	EXPOSURES AT BEGINNING OF AGE INTERVAL	RETIREMENTS DURING AGE INTERVAL	RETMT RATIO	SURV RATIO	PCT SURV BEGIN OF INTERVAL
119.5	2,678		0.0000	1.0000	3.30
120.5	2,251		0.0000	1.0000	3.30
121.5	2,251		0.0000	1.0000	3.30
122.5	2,251		0.0000	1.0000	3.30
123.5	2,251		0.0000	1.0000	3.30
124.5	2,251		0.0000	1.0000	3.30
125.5	2,251		0.0000	1.0000	3.30
126.5	2,251		0.0000	1.0000	3.30
127.5	1,920		0.0000	1.0000	3.30
128.5	1,920		0.0000	1.0000	3.30
129.5	1,920		0.0000	1.0000	3.30
130.5	1,920		0.0000	1.0000	3.30
131.5	1,920		0.0000	1.0000	3.30
132.5	1,920		0.0000	1.0000	3.30
133.5	1,920		0.0000	1.0000	3.30
134.5	983		0.0000	1.0000	3.30
135.5	983		0.0000	1.0000	3.30
136.5	983	11	0.0116	0.9884	3.30
137.5					3.26

AQUA PENNSYLVANIA, INC.

ACCOUNT 330 DISTRIBUTION RESERVOIRS AND STANDPIPES

ORIGINAL LIFE TABLE

PLACEMENT BAND 1882-2019

EXPERIENCE BAND 1985-2019

AGE AT BEGIN OF INTERVAL	EXPOSURES AT BEGINNING OF AGE INTERVAL	RETIREMENTS DURING AGE INTERVAL	RETMT RATIO	SURV RATIO	PCT SURV BEGIN OF INTERVAL
0.0	118,966,322	0	0.0000	1.0000	100.00
0.5	106,892,121	0	0.0000	1.0000	100.00
1.5	99,487,288	0	0.0000	1.0000	100.00
2.5	93,052,837		0.0000	1.0000	100.00
3.5	86,024,825	805	0.0000	1.0000	100.00
4.5	80,303,209	10,449	0.0001	0.9999	100.00
5.5	71,632,428	0	0.0000	1.0000	99.99
6.5	71,733,969	83,889	0.0012	0.9988	99.99
7.5	65,748,274	3,905	0.0001	0.9999	99.87
8.5	64,377,304	1,680	0.0000	1.0000	99.86
9.5	56,602,515	13,209	0.0002	0.9998	99.86
10.5	52,901,153	7,717	0.0001	0.9999	99.84
11.5	46,707,624	19,016	0.0004	0.9996	99.82
12.5	42,684,633	12,819	0.0003	0.9997	99.78
13.5	39,638,540	6,834	0.0002	0.9998	99.75
14.5	38,988,872	65,344	0.0017	0.9983	99.73
15.5	39,239,747	5,582	0.0001	0.9999	99.57
16.5	37,967,122	88,630	0.0023	0.9977	99.55
17.5	35,277,030	20,219	0.0006	0.9994	99.32
18.5	33,673,615	3,146	0.0001	0.9999	99.26
19.5	31,439,812	122,363	0.0039	0.9961	99.25
20.5	31,003,599	79,200	0.0026	0.9974	98.87
21.5	31,106,554	601,233	0.0193	0.9807	98.62
22.5	28,901,466	1,370	0.0000	1.0000	96.71
23.5	27,744,229	617	0.0000	1.0000	96.71
24.5	27,201,508	89,237	0.0033	0.9967	96.70
25.5	26,474,437	475,898	0.0180	0.9820	96.39
26.5	24,739,610	274,218	0.0111	0.9889	94.65
27.5	21,069,414	72,245	0.0034	0.9966	93.60
28.5	20,545,081	399,934	0.0195	0.9805	93.28
29.5	20,045,290	234,209	0.0117	0.9883	91.47
30.5	18,321,217	54,564	0.0030	0.9970	90.40
31.5	16,975,805	433,691	0.0255	0.9745	90.13
32.5	16,508,564	129,590	0.0078	0.9922	87.83
33.5	15,983,341	196,353	0.0123	0.9877	87.14
34.5	15,124,415	107,394	0.0071	0.9929	86.07
35.5	14,906,927	38,700	0.0026	0.9974	85.46
36.5	14,962,551	289,092	0.0193	0.9807	85.23
37.5	14,707,557	94,811	0.0064	0.9936	83.59
38.5	14,432,571	531,943	0.0369	0.9631	83.05

AQUA PENNSYLVANIA, INC.

ACCOUNT 330 DISTRIBUTION RESERVOIRS AND STANDPIPES

ORIGINAL LIFE TABLE, CONT.

PLACEMENT BAND 1882-2019

EXPERIENCE BAND 1985-2019

AGE AT BEGIN OF INTERVAL	EXPOSURES AT BEGINNING OF AGE INTERVAL	RETIREMENTS DURING AGE INTERVAL	RETMT RATIO	SURV RATIO	PCT SURV BEGIN OF INTERVAL
39.5	12,245,548	268,052	0.0219	0.9781	79.99
40.5	11,837,582	2,701	0.0002	0.9998	78.24
41.5	11,412,611	521,889	0.0457	0.9543	78.22
42.5	10,780,995	224,781	0.0208	0.9792	74.64
43.5	7,504,356	2,013	0.0003	0.9997	73.09
44.5	6,957,181	5,255	0.0008	0.9992	73.07
45.5	7,006,066	153,408	0.0219	0.9781	73.01
46.5	5,233,468	94,095	0.0180	0.9820	71.41
47.5	4,465,062	335	0.0001	0.9999	70.13
48.5	4,312,489	86,230	0.0200	0.9800	70.12
49.5	4,189,053	71,747	0.0171	0.9829	68.72
50.5	4,038,737	6,377	0.0016	0.9984	67.54
51.5	3,944,484	35,875	0.0091	0.9909	67.44
52.5	4,005,607	237	0.0001	0.9999	66.82
53.5	3,886,900	9,086	0.0023	0.9977	66.82
54.5	3,836,630	8,358	0.0022	0.9978	66.66
55.5	3,356,966		0.0000	1.0000	66.52
56.5	2,749,968	902	0.0003	0.9997	66.52
57.5	2,487,273	8,356	0.0034	0.9966	66.50
58.5	1,975,101	215,126	0.1089	0.8911	66.27
59.5	1,753,701	13,492	0.0077	0.9923	59.05
60.5	1,901,088	7,716	0.0041	0.9959	58.60
61.5	1,878,756	95,840	0.0510	0.9490	58.36
62.5	1,761,293	29,109	0.0165	0.9835	55.39
63.5	1,372,888	75,416	0.0549	0.9451	54.47
64.5	1,193,999		0.0000	1.0000	51.48
65.5	1,010,530		0.0000	1.0000	51.48
66.5	924,382		0.0000	1.0000	51.48
67.5	910,044	5,786	0.0064	0.9936	51.48
68.5	610,993		0.0000	1.0000	51.15
69.5	488,694		0.0000	1.0000	51.15
70.5	488,215		0.0000	1.0000	51.15
71.5	338,212	135	0.0004	0.9996	51.15
72.5	340,621	3,758	0.0110	0.9890	51.13
73.5	335,495		0.0000	1.0000	50.57
74.5	420,208		0.0000	1.0000	50.57
75.5	458,800		0.0000	1.0000	50.57
76.5	458,190		0.0000	1.0000	50.57
77.5	458,190		0.0000	1.0000	50.57
78.5	458,190	2,489	0.0054	0.9946	50.57

AQUA PENNSYLVANIA, INC.

ACCOUNT 330 DISTRIBUTION RESERVOIRS AND STANDPIPES

ORIGINAL LIFE TABLE, CONT.

PLACEMENT BAND 1882-2019			EXPERIENCE BAND 1985-2019		
AGE AT BEGIN OF INTERVAL	EXPOSURES AT BEGINNING OF AGE INTERVAL	RETIREMENTS DURING AGE INTERVAL	RETMT RATIO	SURV RATIO	PCT SURV BEGIN OF INTERVAL
79.5	464,186		0.0000	1.0000	50.29
80.5	464,186	216	0.0005	0.9995	50.29
81.5	463,792	41	0.0001	0.9999	50.27
82.5	452,278	3,987	0.0088	0.9912	50.26
83.5	448,291	113	0.0003	0.9997	49.82
84.5	448,178		0.0000	1.0000	49.81
85.5	448,605		0.0000	1.0000	49.81
86.5	448,605		0.0000	1.0000	49.81
87.5	448,605	14,670	0.0327	0.9673	49.81
88.5	433,719	0	0.0000	1.0000	48.18
89.5	426,776	6,760	0.0158	0.9842	48.18
90.5	420,096	45	0.0001	0.9999	47.42
91.5	389,458	10,420	0.0268	0.9732	47.41
92.5	350,615	4,883	0.0139	0.9861	46.14
93.5	305,203		0.0000	1.0000	45.50
94.5	305,203		0.0000	1.0000	45.50
95.5	124,053		0.0000	1.0000	45.50
96.5	124,053		0.0000	1.0000	45.50
97.5	124,053		0.0000	1.0000	45.50
98.5	124,053		0.0000	1.0000	45.50
99.5	151,843		0.0000	1.0000	45.50
100.5	151,843		0.0000	1.0000	45.50
101.5	151,843	2,293	0.0151	0.9849	45.50
102.5	159,800	191	0.0012	0.9988	44.81
103.5	159,609	5,070	0.0318	0.9682	44.76
104.5	154,539	383	0.0025	0.9975	43.34
105.5	154,155	3,695	0.0240	0.9760	43.23
106.5	150,460	1,644	0.0109	0.9891	42.19
107.5	148,816	10,462	0.0703	0.9297	41.73
108.5	138,354	451	0.0033	0.9967	38.80
109.5	72,216		0.0000	1.0000	38.67
110.5	29,939		0.0000	1.0000	38.67
111.5	29,939	17,994	0.6010	0.3990	38.67
112.5	11,945		0.0000	1.0000	15.43
113.5	11,945		0.0000	1.0000	15.43
114.5	11,945		0.0000	1.0000	15.43
115.5	11,945		0.0000	1.0000	15.43
116.5	11,945		0.0000	1.0000	15.43
117.5	11,945	9,267	0.7758	0.2242	15.43
118.5	2,678		0.0000	1.0000	3.46

AQUA PENNSYLVANIA, INC.

ACCOUNT 330 DISTRIBUTION RESERVOIRS AND STANDPIPES

ORIGINAL LIFE TABLE, CONT.

PLACEMENT BAND 1882-2019			EXPERIENCE BAND 1985-2019		
AGE AT BEGIN OF INTERVAL	EXPOSURES AT BEGINNING OF AGE INTERVAL	RETIREMENTS DURING AGE INTERVAL	RETMT RATIO	SURV RATIO	PCT SURV BEGIN OF INTERVAL
119.5	2,678		0.0000	1.0000	3.46
120.5	2,251		0.0000	1.0000	3.46
121.5	2,251		0.0000	1.0000	3.46
122.5	2,251		0.0000	1.0000	3.46
123.5	2,251		0.0000	1.0000	3.46
124.5	2,251		0.0000	1.0000	3.46
125.5	2,251		0.0000	1.0000	3.46
126.5	2,251		0.0000	1.0000	3.46
127.5	1,920		0.0000	1.0000	3.46
128.5	1,920		0.0000	1.0000	3.46
129.5	1,920		0.0000	1.0000	3.46
130.5	1,920		0.0000	1.0000	3.46
131.5	1,920		0.0000	1.0000	3.46
132.5	1,920		0.0000	1.0000	3.46
133.5	1,920		0.0000	1.0000	3.46
134.5	983		0.0000	1.0000	3.46
135.5	983		0.0000	1.0000	3.46
136.5	983	11	0.0116	0.9884	3.46
137.5					3.42

AQUA PENNSYLVANIA, INC.

ACCOUNT 330 DISTRIBUTION RESERVOIRS AND STANDPIPES

ORIGINAL LIFE TABLE

PLACEMENT BAND 1882-2019

EXPERIENCE BAND 2000-2019

AGE AT BEGIN OF INTERVAL	EXPOSURES AT BEGINNING OF AGE INTERVAL	RETIREMENTS DURING AGE INTERVAL	RETMT RATIO	SURV RATIO	PCT SURV BEGIN OF INTERVAL
0.0	106,723,218	0	0.0000	1.0000	100.00
0.5	94,171,224	0	0.0000	1.0000	100.00
1.5	86,904,363	0	0.0000	1.0000	100.00
2.5	80,481,251		0.0000	1.0000	100.00
3.5	74,963,183	805	0.0000	1.0000	100.00
4.5	66,796,706	758	0.0000	1.0000	100.00
5.5	58,597,422	0	0.0000	1.0000	100.00
6.5	59,806,869	83,889	0.0014	0.9986	100.00
7.5	57,030,508	3,905	0.0001	0.9999	99.86
8.5	53,288,173	1,680	0.0000	1.0000	99.85
9.5	45,040,786	13,209	0.0003	0.9997	99.85
10.5	43,359,758	7,717	0.0002	0.9998	99.82
11.5	38,607,309		0.0000	1.0000	99.80
12.5	34,278,070	0	0.0000	1.0000	99.80
13.5	31,578,369	6,834	0.0002	0.9998	99.80
14.5	31,539,510	65,344	0.0021	0.9979	99.78
15.5	31,734,631		0.0000	1.0000	99.57
16.5	30,441,920	88,630	0.0029	0.9971	99.57
17.5	27,742,871	5,983	0.0002	0.9998	99.28
18.5	25,616,880	3,146	0.0001	0.9999	99.26
19.5	25,300,266	119,528	0.0047	0.9953	99.25
20.5	24,572,584	79,200	0.0032	0.9968	98.78
21.5	24,202,555	557,284	0.0230	0.9770	98.46
22.5	20,627,437		0.0000	1.0000	96.19
23.5	22,944,189	617	0.0000	1.0000	96.19
24.5	23,065,153	87,305	0.0038	0.9962	96.19
25.5	21,992,040	475,854	0.0216	0.9784	95.83
26.5	21,864,901	268,233	0.0123	0.9877	93.75
27.5	18,656,500	60,922	0.0033	0.9967	92.60
28.5	17,647,035	399,934	0.0227	0.9773	92.30
29.5	17,078,925	212,609	0.0124	0.9876	90.21
30.5	15,049,894	52,282	0.0035	0.9965	89.09
31.5	13,695,077	150,161	0.0110	0.9890	88.78
32.5	13,404,094	128,393	0.0096	0.9904	87.80
33.5	12,823,879	187,780	0.0146	0.9854	86.96
34.5	11,906,573	107,394	0.0090	0.9910	85.69
35.5	12,123,593	4,290	0.0004	0.9996	84.92
36.5	12,726,348	256,303	0.0201	0.9799	84.89
37.5	12,607,408	89,919	0.0071	0.9929	83.18
38.5	12,905,953	519,924	0.0403	0.9597	82.58

AQUA PENNSYLVANIA, INC.

ACCOUNT 330 DISTRIBUTION RESERVOIRS AND STANDPIPES

ORIGINAL LIFE TABLE, CONT.

PLACEMENT BAND 1882-2019

EXPERIENCE BAND 2000-2019

AGE AT BEGIN OF INTERVAL	EXPOSURES AT BEGINNING OF AGE INTERVAL	RETIREMENTS DURING AGE INTERVAL	RETMT RATIO	SURV RATIO	PCT SURV BEGIN OF INTERVAL
39.5	10,595,782	188,321	0.0178	0.9822	79.26
40.5	10,297,764		0.0000	1.0000	77.85
41.5	9,868,277	521,889	0.0529	0.9471	77.85
42.5	9,258,283	218,029	0.0235	0.9765	73.73
43.5	6,466,293		0.0000	1.0000	71.99
44.5	6,105,360	5,255	0.0009	0.9991	71.99
45.5	6,338,879	153,408	0.0242	0.9758	71.93
46.5	4,753,826	92,459	0.0194	0.9806	70.19
47.5	3,926,557	335	0.0001	0.9999	68.83
48.5	4,079,245	86,230	0.0211	0.9789	68.82
49.5	4,117,171	71,747	0.0174	0.9826	67.37
50.5	3,967,528	6,377	0.0016	0.9984	66.19
51.5	3,935,437	35,875	0.0091	0.9909	66.09
52.5	3,996,031	237	0.0001	0.9999	65.48
53.5	3,878,261	9,086	0.0023	0.9977	65.48
54.5	3,831,432	8,358	0.0022	0.9978	65.33
55.5	3,353,811		0.0000	1.0000	65.18
56.5	2,745,186	902	0.0003	0.9997	65.18
57.5	2,443,775	8,356	0.0034	0.9966	65.16
58.5	1,868,593	213,932	0.1145	0.8855	64.94
59.5	1,630,345	7,331	0.0045	0.9955	57.50
60.5	1,593,744	685	0.0004	0.9996	57.25
61.5	1,574,001	75,863	0.0482	0.9518	57.22
62.5	1,487,989	29,109	0.0196	0.9804	54.46
63.5	1,099,409	75,416	0.0686	0.9314	53.40
64.5	920,520		0.0000	1.0000	49.74
65.5	736,937		0.0000	1.0000	49.74
66.5	650,789		0.0000	1.0000	49.74
67.5	636,492	5,786	0.0091	0.9909	49.74
68.5	337,872		0.0000	1.0000	49.28
69.5	172,200		0.0000	1.0000	49.28
70.5	171,721		0.0000	1.0000	49.28
71.5	52,311		0.0000	1.0000	49.28
72.5	94,931	141	0.0015	0.9985	49.28
73.5	147,809		0.0000	1.0000	49.21
74.5	144,510		0.0000	1.0000	49.21
75.5	324,655		0.0000	1.0000	49.21
76.5	328,666		0.0000	1.0000	49.21
77.5	328,666		0.0000	1.0000	49.21
78.5	328,666		0.0000	1.0000	49.21

AQUA PENNSYLVANIA, INC.

ACCOUNT 330 DISTRIBUTION RESERVOIRS AND STANDPIPES

ORIGINAL LIFE TABLE, CONT.

PLACEMENT BAND 1882-2019			EXPERIENCE BAND 2000-2019		
AGE AT BEGIN OF INTERVAL	EXPOSURES AT BEGINNING OF AGE INTERVAL	RETIREMENTS DURING AGE INTERVAL	RETMT RATIO	SURV RATIO	PCT SURV BEGIN OF INTERVAL
79.5	326,730		0.0000	1.0000	49.21
80.5	326,730	216	0.0007	0.9993	49.21
81.5	326,337	41	0.0001	0.9999	49.18
82.5	314,823	3,987	0.0127	0.9873	49.17
83.5	310,836	113	0.0004	0.9996	48.55
84.5	310,722		0.0000	1.0000	48.53
85.5	310,722		0.0000	1.0000	48.53
86.5	310,722		0.0000	1.0000	48.53
87.5	310,722	14,670	0.0472	0.9528	48.53
88.5	295,836	0	0.0000	1.0000	46.24
89.5	382,237	6,760	0.0177	0.9823	46.24
90.5	409,249	45	0.0001	0.9999	45.42
91.5	378,611		0.0000	1.0000	45.42
92.5	339,895	4,883	0.0144	0.9856	45.42
93.5	294,483		0.0000	1.0000	44.76
94.5	294,483		0.0000	1.0000	44.76
95.5	113,333		0.0000	1.0000	44.76
96.5	113,333		0.0000	1.0000	44.76
97.5	113,333		0.0000	1.0000	44.76
98.5	113,333		0.0000	1.0000	44.76
99.5	122,192		0.0000	1.0000	44.76
100.5	122,619		0.0000	1.0000	44.76
101.5	122,619	2,293	0.0187	0.9813	44.76
102.5	120,326	191	0.0016	0.9984	43.93
103.5	120,135	5,070	0.0422	0.9578	43.86
104.5	115,065	383	0.0033	0.9967	42.01
105.5	114,681	3,695	0.0322	0.9678	41.87
106.5	110,986	1,644	0.0148	0.9852	40.52
107.5	119,635	10,462	0.0875	0.9125	39.92
108.5	109,173	451	0.0041	0.9959	36.43
109.5	43,034		0.0000	1.0000	36.28
110.5	758		0.0000	1.0000	36.28
111.5	758		0.0000	1.0000	36.28
112.5	758		0.0000	1.0000	36.28
113.5	758		0.0000	1.0000	36.28
114.5	1,695		0.0000	1.0000	36.28
115.5	1,695		0.0000	1.0000	36.28
116.5	1,695		0.0000	1.0000	36.28
117.5	11,945	9,267	0.7758	0.2242	36.28
118.5	2,678		0.0000	1.0000	8.13

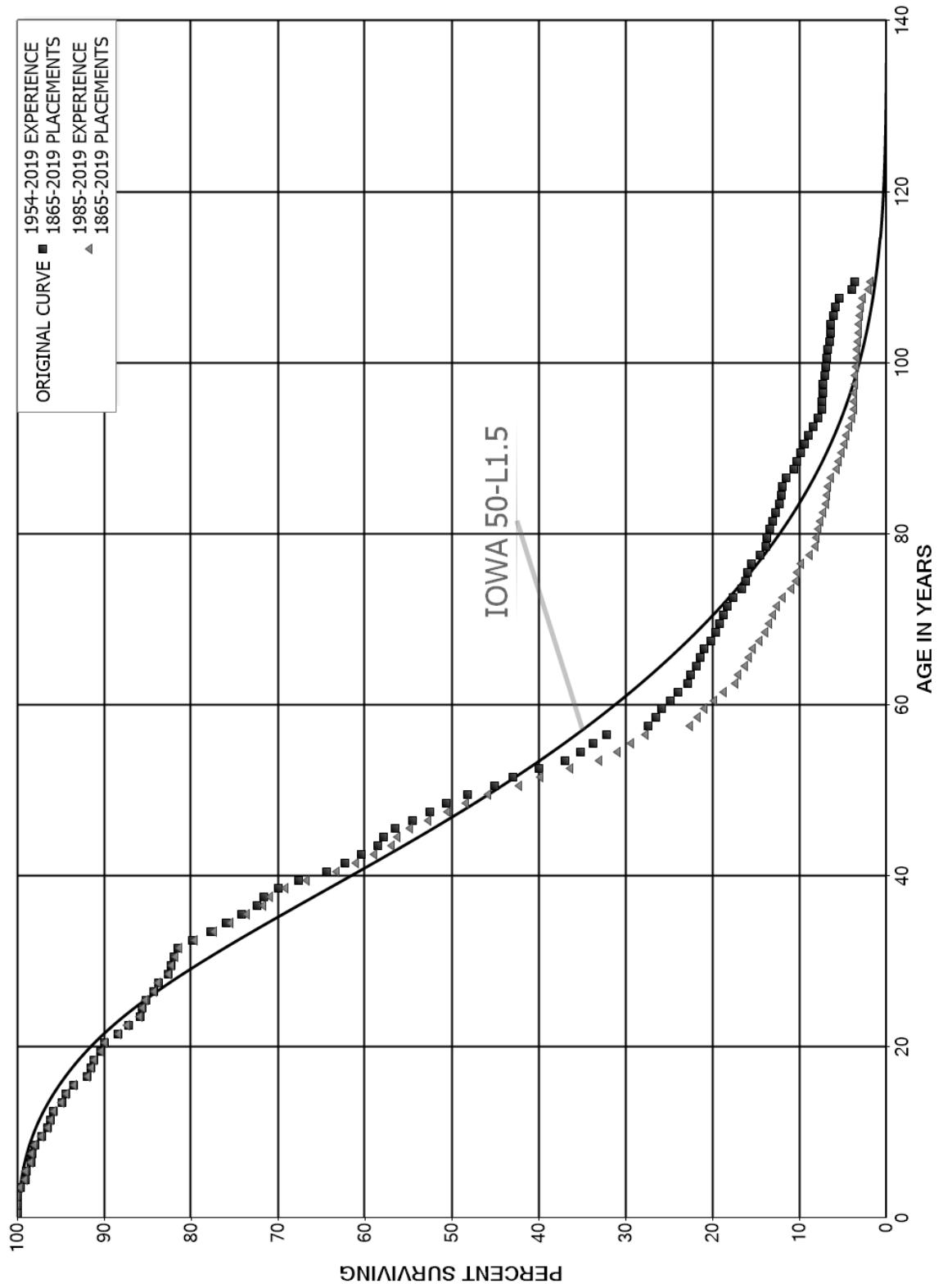
AQUA PENNSYLVANIA, INC.

ACCOUNT 330 DISTRIBUTION RESERVOIRS AND STANDPIPES

ORIGINAL LIFE TABLE, CONT.

PLACEMENT BAND 1882-2019			EXPERIENCE BAND 2000-2019		
AGE AT BEGIN OF INTERVAL	EXPOSURES AT BEGINNING OF AGE INTERVAL	RETIREMENTS DURING AGE INTERVAL	RETMT RATIO	SURV RATIO	PCT SURV BEGIN OF INTERVAL
119.5	2,678		0.0000	1.0000	8.13
120.5	2,251		0.0000	1.0000	8.13
121.5	2,251		0.0000	1.0000	8.13
122.5	2,251		0.0000	1.0000	8.13
123.5	2,251		0.0000	1.0000	8.13
124.5	2,251		0.0000	1.0000	8.13
125.5	2,251		0.0000	1.0000	8.13
126.5	2,251		0.0000	1.0000	8.13
127.5	1,920		0.0000	1.0000	8.13
128.5	1,920		0.0000	1.0000	8.13
129.5	1,920		0.0000	1.0000	8.13
130.5	1,920		0.0000	1.0000	8.13
131.5	1,920		0.0000	1.0000	8.13
132.5	1,920		0.0000	1.0000	8.13
133.5	1,920		0.0000	1.0000	8.13
134.5	983		0.0000	1.0000	8.13
135.5	983		0.0000	1.0000	8.13
136.5	983	11	0.0116	0.9884	8.13
137.5					8.04

AQUA PENNSYLVANIA, INC.
 ACCOUNT 331.01 MAINS AND ACCESSORIES - CAST IRON - 4 INCH AND UNDER
 ORIGINAL AND SMOOTH SURVIVOR CURVES



AQUA PENNSYLVANIA, INC.

ACCOUNT 331.01 MAINS AND ACCESSORIES - CAST IRON - 4 INCH AND UNDER

ORIGINAL LIFE TABLE

PLACEMENT BAND 1865-2019

EXPERIENCE BAND 1954-2019

AGE AT BEGIN OF INTERVAL	EXPOSURES AT BEGINNING OF AGE INTERVAL	RETIREMENTS DURING AGE INTERVAL	RETMT RATIO	SURV RATIO	PCT SURV BEGIN OF INTERVAL
0.0	29,915,498		0.0000	1.0000	100.00
0.5	27,663,984	8,836	0.0003	0.9997	100.00
1.5	26,207,733	4,556	0.0002	0.9998	99.97
2.5	25,152,698	85,248	0.0034	0.9966	99.95
3.5	23,868,160	118,787	0.0050	0.9950	99.61
4.5	21,967,494	45,199	0.0021	0.9979	99.12
5.5	20,781,888	103,288	0.0050	0.9950	98.91
6.5	19,310,121	30,741	0.0016	0.9984	98.42
7.5	18,706,795	57,720	0.0031	0.9969	98.26
8.5	17,797,226	136,925	0.0077	0.9923	97.96
9.5	17,612,899	131,821	0.0075	0.9925	97.21
10.5	17,290,237	61,936	0.0036	0.9964	96.48
11.5	15,664,401	54,716	0.0035	0.9965	96.13
12.5	13,826,515	133,210	0.0096	0.9904	95.80
13.5	9,393,834	49,322	0.0053	0.9947	94.88
14.5	8,791,696	85,005	0.0097	0.9903	94.38
15.5	7,742,485	125,452	0.0162	0.9838	93.46
16.5	6,181,711	28,455	0.0046	0.9954	91.95
17.5	5,068,494	21,562	0.0043	0.9957	91.53
18.5	3,586,469	27,369	0.0076	0.9924	91.14
19.5	3,394,188	17,583	0.0052	0.9948	90.44
20.5	3,168,710	55,586	0.0175	0.9825	89.97
21.5	2,698,781	35,754	0.0132	0.9868	88.40
22.5	2,315,529	35,577	0.0154	0.9846	87.22
23.5	2,313,179	8,201	0.0035	0.9965	85.88
24.5	2,401,302	11,884	0.0049	0.9951	85.58
25.5	2,267,281	24,271	0.0107	0.9893	85.16
26.5	2,337,872	13,564	0.0058	0.9942	84.24
27.5	2,427,776	32,453	0.0134	0.9866	83.76
28.5	2,480,542	10,202	0.0041	0.9959	82.64
29.5	2,410,747	10,192	0.0042	0.9958	82.30
30.5	2,499,220	12,910	0.0052	0.9948	81.95
31.5	2,422,362	50,901	0.0210	0.9790	81.52
32.5	2,303,252	60,435	0.0262	0.9738	79.81
33.5	2,341,632	54,017	0.0231	0.9769	77.72
34.5	2,191,554	51,886	0.0237	0.9763	75.92
35.5	2,115,897	48,754	0.0230	0.9770	74.13
36.5	2,066,833	23,356	0.0113	0.9887	72.42
37.5	2,027,279	45,443	0.0224	0.9776	71.60
38.5	1,957,858	67,440	0.0344	0.9656	70.00

AQUA PENNSYLVANIA, INC.

ACCOUNT 331.01 MAINS AND ACCESSORIES - CAST IRON - 4 INCH AND UNDER

ORIGINAL LIFE TABLE, CONT.

PLACEMENT BAND 1865-2019

EXPERIENCE BAND 1954-2019

AGE AT BEGIN OF INTERVAL	EXPOSURES AT BEGINNING OF AGE INTERVAL	RETIREMENTS DURING AGE INTERVAL	RETMT RATIO	SURV RATIO	PCT SURV BEGIN OF INTERVAL
39.5	1,792,357	85,187	0.0475	0.9525	67.58
40.5	1,864,193	60,651	0.0325	0.9675	64.37
41.5	1,631,674	50,560	0.0310	0.9690	62.28
42.5	1,487,330	46,421	0.0312	0.9688	60.35
43.5	1,559,804	17,624	0.0113	0.9887	58.46
44.5	1,472,452	34,386	0.0234	0.9766	57.80
45.5	1,398,280	48,382	0.0346	0.9654	56.45
46.5	1,357,601	50,902	0.0375	0.9625	54.50
47.5	1,317,893	47,610	0.0361	0.9639	52.46
48.5	1,220,428	56,751	0.0465	0.9535	50.56
49.5	1,179,042	76,408	0.0648	0.9352	48.21
50.5	1,104,844	53,618	0.0485	0.9515	45.09
51.5	1,049,487	73,168	0.0697	0.9303	42.90
52.5	1,006,220	73,239	0.0728	0.9272	39.91
53.5	955,574	47,109	0.0493	0.9507	37.00
54.5	1,395,938	57,281	0.0410	0.9590	35.18
55.5	1,280,336	58,939	0.0460	0.9540	33.74
56.5	1,226,037	183,494	0.1497	0.8503	32.18
57.5	988,084	29,495	0.0299	0.9701	27.37
58.5	965,593	27,087	0.0281	0.9719	26.55
59.5	636,956	22,758	0.0357	0.9643	25.80
60.5	683,232	26,862	0.0393	0.9607	24.88
61.5	658,153	30,209	0.0459	0.9541	23.90
62.5	647,242	9,064	0.0140	0.9860	22.81
63.5	646,513	20,039	0.0310	0.9690	22.49
64.5	615,756	12,091	0.0196	0.9804	21.79
65.5	619,493	11,940	0.0193	0.9807	21.36
66.5	621,174	22,098	0.0356	0.9644	20.95
67.5	621,737	19,773	0.0318	0.9682	20.21
68.5	620,500	12,824	0.0207	0.9793	19.56
69.5	607,599	14,176	0.0233	0.9767	19.16
70.5	590,607	12,525	0.0212	0.9788	18.71
71.5	583,816	22,328	0.0382	0.9618	18.31
72.5	568,849	31,309	0.0550	0.9450	17.61
73.5	539,691	16,339	0.0303	0.9697	16.64
74.5	519,349	4,765	0.0092	0.9908	16.14
75.5	555,823	16,450	0.0296	0.9704	15.99
76.5	548,174	36,091	0.0658	0.9342	15.52
77.5	515,855	25,340	0.0491	0.9509	14.50
78.5	501,163	2,824	0.0056	0.9944	13.79

AQUA PENNSYLVANIA, INC.

ACCOUNT 331.01 MAINS AND ACCESSORIES - CAST IRON - 4 INCH AND UNDER

ORIGINAL LIFE TABLE, CONT.

PLACEMENT BAND 1865-2019

EXPERIENCE BAND 1954-2019

AGE AT BEGIN OF INTERVAL	EXPOSURES AT BEGINNING OF AGE INTERVAL	RETIREMENTS DURING AGE INTERVAL	RETMT RATIO	SURV RATIO	PCT SURV BEGIN OF INTERVAL
79.5	486,760	9,772	0.0201	0.9799	13.71
80.5	481,157	12,078	0.0251	0.9749	13.43
81.5	479,196	12,796	0.0267	0.9733	13.10
82.5	466,621	17,027	0.0365	0.9635	12.75
83.5	452,765	6,097	0.0135	0.9865	12.28
84.5	430,877	7,522	0.0175	0.9825	12.12
85.5	422,809	14,882	0.0352	0.9648	11.90
86.5	411,741	30,798	0.0748	0.9252	11.48
87.5	381,129	10,880	0.0285	0.9715	10.63
88.5	367,611	18,135	0.0493	0.9507	10.32
89.5	347,839	16,505	0.0475	0.9525	9.81
90.5	334,281	13,579	0.0406	0.9594	9.35
91.5	332,771	20,276	0.0609	0.9391	8.97
92.5	355,772	24,470	0.0688	0.9312	8.42
93.5	330,872	17,215	0.0520	0.9480	7.84
94.5	311,255	2,497	0.0080	0.9920	7.43
95.5	314,185	2,701	0.0086	0.9914	7.37
96.5	311,483	1,856	0.0060	0.9940	7.31
97.5	309,627	6,871	0.0222	0.9778	7.27
98.5	310,692	5,368	0.0173	0.9827	7.11
99.5	315,060	6,521	0.0207	0.9793	6.98
100.5	313,151	3,141	0.0100	0.9900	6.84
101.5	320,628	12,268	0.0383	0.9617	6.77
102.5	310,691	4,304	0.0139	0.9861	6.51
103.5	306,712	3,529	0.0115	0.9885	6.42
104.5	303,183	14,027	0.0463	0.9537	6.35
105.5	289,156	12,742	0.0441	0.9559	6.05
106.5	276,414	18,106	0.0655	0.9345	5.79
107.5	258,308	67,353	0.2607	0.7393	5.41
108.5	198,823	20,940	0.1053	0.8947	4.00
109.5	177,883	12,512	0.0703	0.9297	3.58
110.5	165,370	12,637	0.0764	0.9236	3.33
111.5	152,734	24,550	0.1607	0.8393	3.07
112.5	128,183	21,190	0.1653	0.8347	2.58
113.5	106,994	3,226	0.0302	0.9698	2.15
114.5	103,768	9,513	0.0917	0.9083	2.09
115.5	94,254	6,069	0.0644	0.9356	1.90
116.5	88,185	9,421	0.1068	0.8932	1.77
117.5	78,765	3,696	0.0469	0.9531	1.58
118.5	75,069	15,278	0.2035	0.7965	1.51

AQUA PENNSYLVANIA, INC.

ACCOUNT 331.01 MAINS AND ACCESSORIES - CAST IRON - 4 INCH AND UNDER

ORIGINAL LIFE TABLE, CONT.

PLACEMENT BAND 1865-2019

EXPERIENCE BAND 1954-2019

AGE AT BEGIN OF INTERVAL	EXPOSURES AT BEGINNING OF AGE INTERVAL	RETIREMENTS DURING AGE INTERVAL	RETMT RATIO	SURV RATIO	PCT SURV BEGIN OF INTERVAL
119.5	59,791	4,951	0.0828	0.9172	1.20
120.5	54,840	3,563	0.0650	0.9350	1.10
121.5	51,278	12,045	0.2349	0.7651	1.03
122.5	39,232	24,208	0.6170	0.3830	0.79
123.5	15,024	9,152	0.6092	0.3908	0.30
124.5	5,872	349	0.0594	0.9406	0.12
125.5	5,523	493	0.0893	0.9107	0.11
126.5	5,030	2,170	0.4314	0.5686	0.10
127.5	2,860	7	0.0023	0.9977	0.06
128.5	2,854	1,446	0.5067	0.4933	0.06
129.5	8,222	489	0.0595	0.9405	0.03
130.5	7,733	4	0.0006	0.9994	0.03
131.5	7,728	411	0.0532	0.9468	0.03
132.5	7,317	317	0.0434	0.9566	0.03
133.5	7,000	186	0.0265	0.9735	0.02
134.5	6,814		0.0000	1.0000	0.02
135.5	6,814		0.0000	1.0000	0.02
136.5	6,814		0.0000	1.0000	0.02
137.5	6,814		0.0000	1.0000	0.02
138.5	6,814		0.0000	1.0000	0.02
139.5	6,814		0.0000	1.0000	0.02
140.5	6,814		0.0000	1.0000	0.02
141.5	6,814	110	0.0162	0.9838	0.02
142.5	6,704		0.0000	1.0000	0.02
143.5	6,704	6,704	1.0000		0.02
144.5					

AQUA PENNSYLVANIA, INC.

ACCOUNT 331.01 MAINS AND ACCESSORIES - CAST IRON - 4 INCH AND UNDER

ORIGINAL LIFE TABLE

PLACEMENT BAND 1865-2019

EXPERIENCE BAND 1985-2019

AGE AT BEGIN OF INTERVAL	EXPOSURES AT BEGINNING OF AGE INTERVAL	RETIREMENTS DURING AGE INTERVAL	RETMT RATIO	SURV RATIO	PCT SURV BEGIN OF INTERVAL
0.0	29,329,739		0.0000	1.0000	100.00
0.5	27,106,923	6,032	0.0002	0.9998	100.00
1.5	25,695,385	4,556	0.0002	0.9998	99.98
2.5	24,671,090	85,248	0.0035	0.9965	99.96
3.5	23,390,581	118,739	0.0051	0.9949	99.61
4.5	21,490,618	44,344	0.0021	0.9979	99.11
5.5	20,340,232	102,342	0.0050	0.9950	98.90
6.5	18,884,192	30,741	0.0016	0.9984	98.41
7.5	18,289,362	57,306	0.0031	0.9969	98.25
8.5	17,381,269	136,925	0.0079	0.9921	97.94
9.5	17,209,094	131,821	0.0077	0.9923	97.17
10.5	16,891,567	61,849	0.0037	0.9963	96.42
11.5	15,264,301	53,369	0.0035	0.9965	96.07
12.5	13,458,598	132,896	0.0099	0.9901	95.73
13.5	9,030,617	48,091	0.0053	0.9947	94.79
14.5	8,429,784	83,288	0.0099	0.9901	94.28
15.5	7,408,615	124,066	0.0167	0.9833	93.35
16.5	5,852,395	24,672	0.0042	0.9958	91.79
17.5	4,746,765	19,353	0.0041	0.9959	91.40
18.5	3,272,174	25,775	0.0079	0.9921	91.03
19.5	3,088,207	14,884	0.0048	0.9952	90.31
20.5	2,903,715	50,392	0.0174	0.9826	89.88
21.5	2,451,235	28,350	0.0116	0.9884	88.32
22.5	2,094,746	35,087	0.0168	0.9832	87.30
23.5	2,115,053	7,177	0.0034	0.9966	85.83
24.5	2,218,363	9,510	0.0043	0.9957	85.54
25.5	2,114,223	24,129	0.0114	0.9886	85.18
26.5	2,196,124	13,564	0.0062	0.9938	84.20
27.5	2,295,048	32,453	0.0141	0.9859	83.68
28.5	2,336,946	10,202	0.0044	0.9956	82.50
29.5	2,267,337	10,192	0.0045	0.9955	82.14
30.5	2,348,252	12,910	0.0055	0.9945	81.77
31.5	2,271,325	50,901	0.0224	0.9776	81.32
32.5	2,152,460	59,919	0.0278	0.9722	79.50
33.5	2,193,556	54,017	0.0246	0.9754	77.29
34.5	2,043,643	50,995	0.0250	0.9750	75.38
35.5	1,949,731	48,754	0.0250	0.9750	73.50
36.5	1,913,738	22,779	0.0119	0.9881	71.66
37.5	1,872,927	45,108	0.0241	0.9759	70.81
38.5	1,803,748	65,006	0.0360	0.9640	69.11

AQUA PENNSYLVANIA, INC.

ACCOUNT 331.01 MAINS AND ACCESSORIES - CAST IRON - 4 INCH AND UNDER

ORIGINAL LIFE TABLE, CONT.

PLACEMENT BAND 1865-2019

EXPERIENCE BAND 1985-2019

AGE AT BEGIN OF INTERVAL	EXPOSURES AT BEGINNING OF AGE INTERVAL	RETIREMENTS DURING AGE INTERVAL	RETMT RATIO	SURV RATIO	PCT SURV BEGIN OF INTERVAL
39.5	1,641,902	85,187	0.0519	0.9481	66.61
40.5	1,716,165	59,560	0.0347	0.9653	63.16
41.5	1,479,944	50,560	0.0342	0.9658	60.97
42.5	1,337,264	46,421	0.0347	0.9653	58.88
43.5	1,409,935	17,486	0.0124	0.9876	56.84
44.5	1,316,776	33,591	0.0255	0.9745	56.13
45.5	1,239,509	48,355	0.0390	0.9610	54.70
46.5	1,197,358	49,847	0.0416	0.9584	52.57
47.5	1,155,032	47,263	0.0409	0.9591	50.38
48.5	1,048,861	56,708	0.0541	0.9459	48.32
49.5	998,141	76,132	0.0763	0.9237	45.71
50.5	915,087	53,612	0.0586	0.9414	42.22
51.5	839,427	73,039	0.0870	0.9130	39.75
52.5	790,284	73,134	0.0925	0.9075	36.29
53.5	733,043	47,109	0.0643	0.9357	32.93
54.5	1,162,616	56,011	0.0482	0.9518	30.81
55.5	1,037,622	58,939	0.0568	0.9432	29.33
56.5	986,347	183,190	0.1857	0.8143	27.66
57.5	746,392	28,603	0.0383	0.9617	22.53
58.5	723,820	26,616	0.0368	0.9632	21.66
59.5	402,478	21,919	0.0545	0.9455	20.87
60.5	458,320	26,765	0.0584	0.9416	19.73
61.5	438,281	30,055	0.0686	0.9314	18.58
62.5	424,522	8,720	0.0205	0.9795	17.30
63.5	407,458	19,120	0.0469	0.9531	16.95
64.5	377,632	9,720	0.0257	0.9743	16.15
65.5	385,626	11,157	0.0289	0.9711	15.74
66.5	412,188	21,542	0.0523	0.9477	15.28
67.5	388,066	18,531	0.0478	0.9522	14.48
68.5	387,792	12,390	0.0320	0.9680	13.79
69.5	377,248	10,869	0.0288	0.9712	13.35
70.5	364,673	12,177	0.0334	0.9666	12.97
71.5	357,063	20,135	0.0564	0.9436	12.53
72.5	352,000	29,975	0.0852	0.9148	11.83
73.5	324,416	16,339	0.0504	0.9496	10.82
74.5	305,832	4,367	0.0143	0.9857	10.27
75.5	348,563	15,654	0.0449	0.9551	10.13
76.5	349,686	35,579	0.1017	0.8983	9.67
77.5	322,211	24,601	0.0764	0.9236	8.69
78.5	311,783	1,885	0.0060	0.9940	8.03

AQUA PENNSYLVANIA, INC.

ACCOUNT 331.01 MAINS AND ACCESSORIES - CAST IRON - 4 INCH AND UNDER

ORIGINAL LIFE TABLE, CONT.

PLACEMENT BAND 1865-2019			EXPERIENCE BAND 1985-2019			
AGE AT BEGIN OF INTERVAL	EXPOSURES AT BEGINNING OF AGE INTERVAL	RETIREMENTS DURING AGE INTERVAL	RETMT RATIO	SURV RATIO	PCT SURV BEGIN OF INTERVAL	
79.5	308,621	8,385	0.0272	0.9728	7.98	
80.5	314,304	11,160	0.0355	0.9645	7.76	
81.5	324,677	11,830	0.0364	0.9636	7.48	
82.5	333,464	16,730	0.0502	0.9498	7.21	
83.5	325,277	5,696	0.0175	0.9825	6.85	
84.5	313,537	6,867	0.0219	0.9781	6.73	
85.5	315,431	14,858	0.0471	0.9529	6.58	
86.5	313,338	30,798	0.0983	0.9017	6.27	
87.5	283,989	10,880	0.0383	0.9617	5.66	
88.5	278,564	18,024	0.0647	0.9353	5.44	
89.5	263,052	16,505	0.0627	0.9373	5.09	
90.5	257,613	13,579	0.0527	0.9473	4.77	
91.5	261,194	17,624	0.0675	0.9325	4.52	
92.5	294,301	24,132	0.0820	0.9180	4.21	
93.5	273,629	17,215	0.0629	0.9371	3.87	
94.5	270,529	2,497	0.0092	0.9908	3.62	
95.5	275,751	2,216	0.0080	0.9920	3.59	
96.5	275,593	1,784	0.0065	0.9935	3.56	
97.5	274,240	6,792	0.0248	0.9752	3.54	
98.5	297,616	5,368	0.0180	0.9820	3.45	
99.5	309,037	6,521	0.0211	0.9789	3.39	
100.5	307,129	3,141	0.0102	0.9898	3.32	
101.5	315,104	12,268	0.0389	0.9611	3.28	
102.5	307,346	4,304	0.0140	0.9860	3.15	
103.5	303,367	3,529	0.0116	0.9884	3.11	
104.5	301,303	14,027	0.0466	0.9534	3.07	
105.5	287,766	12,742	0.0443	0.9557	2.93	
106.5	275,024	18,106	0.0658	0.9342	2.80	
107.5	257,477	67,150	0.2608	0.7392	2.62	
108.5	198,634	20,940	0.1054	0.8946	1.93	
109.5	177,883	12,512	0.0703	0.9297	1.73	
110.5	165,370	12,637	0.0764	0.9236	1.61	
111.5	152,734	24,550	0.1607	0.8393	1.49	
112.5	128,183	21,190	0.1653	0.8347	1.25	
113.5	106,994	3,226	0.0302	0.9698	1.04	
114.5	103,768	9,513	0.0917	0.9083	1.01	
115.5	94,254	6,069	0.0644	0.9356	0.92	
116.5	88,185	9,421	0.1068	0.8932	0.86	
117.5	78,765	3,696	0.0469	0.9531	0.77	
118.5	75,069	15,278	0.2035	0.7965	0.73	

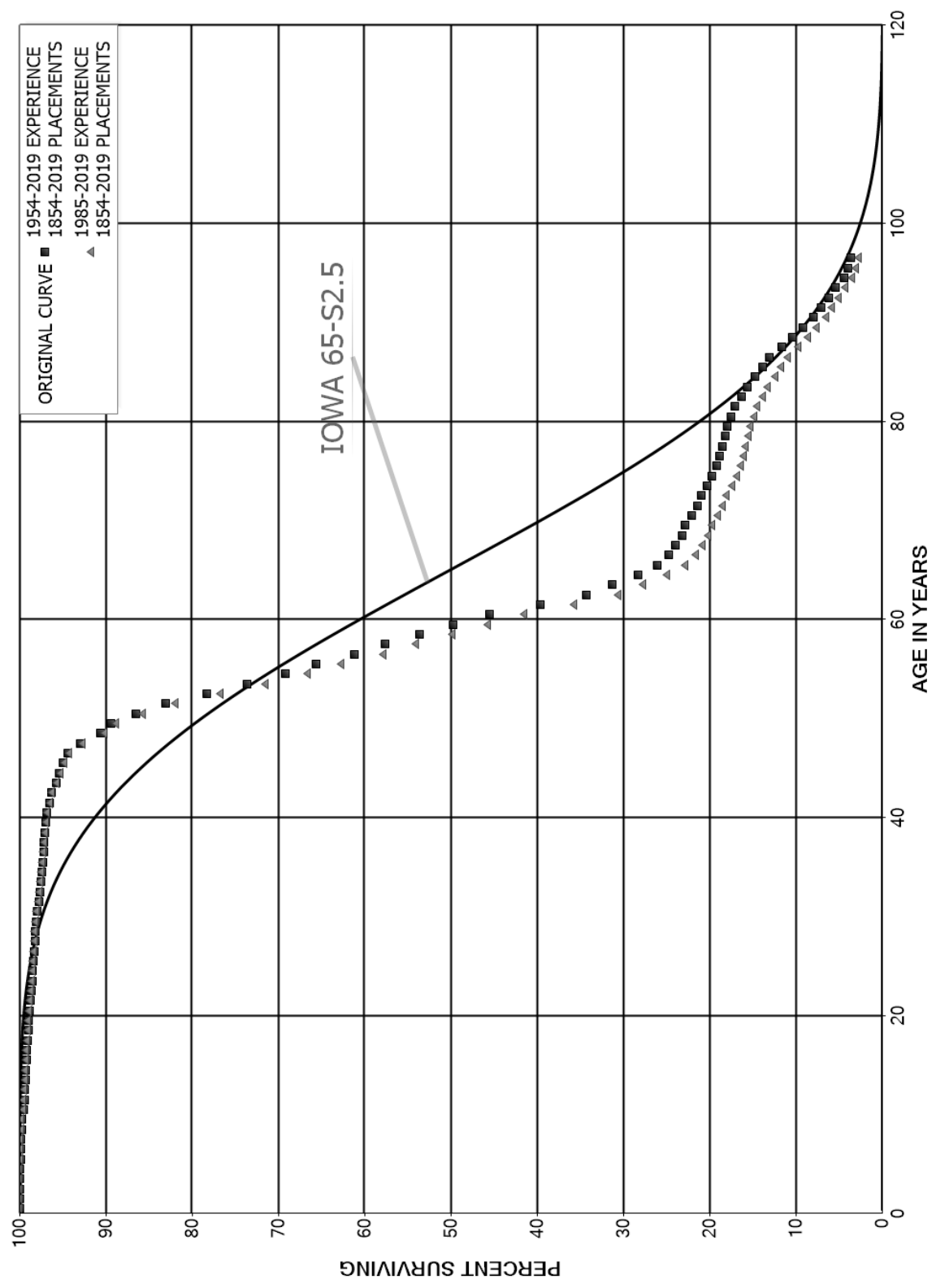
AQUA PENNSYLVANIA, INC.

ACCOUNT 331.01 MAINS AND ACCESSORIES - CAST IRON - 4 INCH AND UNDER

ORIGINAL LIFE TABLE, CONT.

PLACEMENT BAND 1865-2019			EXPERIENCE BAND 1985-2019			
AGE AT BEGIN OF INTERVAL	EXPOSURES AT BEGINNING OF AGE INTERVAL	RETIREMENTS DURING AGE INTERVAL	RETMT RATIO	SURV RATIO	PCT SURV BEGIN OF INTERVAL	
119.5	59,791	4,951	0.0828	0.9172	0.58	
120.5	54,840	3,563	0.0650	0.9350	0.53	
121.5	51,278	12,045	0.2349	0.7651	0.50	
122.5	39,232	24,208	0.6170	0.3830	0.38	
123.5	15,024	9,152	0.6092	0.3908	0.15	
124.5	5,872	349	0.0594	0.9406	0.06	
125.5	5,523	493	0.0893	0.9107	0.05	
126.5	5,030	2,170	0.4314	0.5686	0.05	
127.5	2,860	7	0.0023	0.9977	0.03	
128.5	2,854	1,446	0.5067	0.4933	0.03	
129.5	8,222	489	0.0595	0.9405	0.01	
130.5	7,733	4	0.0006	0.9994	0.01	
131.5	7,728	411	0.0532	0.9468	0.01	
132.5	7,317	317	0.0434	0.9566	0.01	
133.5	7,000	186	0.0265	0.9735	0.01	
134.5	6,814		0.0000	1.0000	0.01	
135.5	6,814		0.0000	1.0000	0.01	
136.5	6,814		0.0000	1.0000	0.01	
137.5	6,814		0.0000	1.0000	0.01	
138.5	6,814		0.0000	1.0000	0.01	
139.5	6,814		0.0000	1.0000	0.01	
140.5	6,814		0.0000	1.0000	0.01	
141.5	6,814	110	0.0162	0.9838	0.01	
142.5	6,704		0.0000	1.0000	0.01	
143.5	6,704	6,704	1.0000		0.01	
144.5						

AQUA PENNSYLVANIA, INC.
 ACCOUNT 331.02 MAINS AND ACCESSORIES - CAST IRON - 6, 8, AND 10 INCH
 ORIGINAL AND SMOOTH SURVIVOR CURVES



AQUA PENNSYLVANIA, INC.

ACCOUNT 331.02 MAINS AND ACCESSORIES - CAST IRON - 6, 8, AND 10 INCH

ORIGINAL LIFE TABLE

PLACEMENT BAND 1854-2019

EXPERIENCE BAND 1954-2019

AGE AT BEGIN OF INTERVAL	EXPOSURES AT BEGINNING OF AGE INTERVAL	RETIREMENTS DURING AGE INTERVAL	RETMT RATIO	SURV RATIO	PCT SURV BEGIN OF INTERVAL
0.0	1,727,789,332	4,382	0.0000	1.0000	100.00
0.5	1,596,197,114	135,098	0.0001	0.9999	100.00
1.5	1,469,498,773	390,107	0.0003	0.9997	99.99
2.5	1,341,747,179	385,352	0.0003	0.9997	99.96
3.5	1,220,824,651	374,832	0.0003	0.9997	99.94
4.5	1,134,508,145	345,872	0.0003	0.9997	99.91
5.5	1,045,587,199	261,156	0.0002	0.9998	99.87
6.5	982,754,052	389,567	0.0004	0.9996	99.85
7.5	903,674,120	487,119	0.0005	0.9995	99.81
8.5	795,859,356	439,775	0.0006	0.9994	99.76
9.5	659,027,016	1,157,444	0.0018	0.9982	99.70
10.5	559,557,355	461,300	0.0008	0.9992	99.53
11.5	487,123,397	260,987	0.0005	0.9995	99.44
12.5	420,483,622	242,676	0.0006	0.9994	99.39
13.5	377,086,639	164,158	0.0004	0.9996	99.33
14.5	328,610,566	240,082	0.0007	0.9993	99.29
15.5	296,484,646	189,971	0.0006	0.9994	99.22
16.5	264,668,940	353,858	0.0013	0.9987	99.15
17.5	240,515,259	128,466	0.0005	0.9995	99.02
18.5	221,296,994	83,193	0.0004	0.9996	98.97
19.5	202,167,974	139,969	0.0007	0.9993	98.93
20.5	191,752,950	302,452	0.0016	0.9984	98.86
21.5	175,091,134	74,701	0.0004	0.9996	98.71
22.5	163,849,342	174,557	0.0011	0.9989	98.67
23.5	158,870,340	163,338	0.0010	0.9990	98.56
24.5	150,939,903	128,713	0.0009	0.9991	98.46
25.5	152,517,849	142,336	0.0009	0.9991	98.37
26.5	140,737,917	84,374	0.0006	0.9994	98.28
27.5	134,657,063	64,142	0.0005	0.9995	98.22
28.5	130,000,014	141,472	0.0011	0.9989	98.18
29.5	123,385,959	132,175	0.0011	0.9989	98.07
30.5	112,958,036	237,985	0.0021	0.9979	97.97
31.5	103,225,200	124,196	0.0012	0.9988	97.76
32.5	96,877,407	131,233	0.0014	0.9986	97.64
33.5	92,424,686	88,803	0.0010	0.9990	97.51
34.5	88,264,044	73,422	0.0008	0.9992	97.42
35.5	84,734,831	113,717	0.0013	0.9987	97.33
36.5	82,410,051	68,717	0.0008	0.9992	97.20
37.5	80,621,997	46,029	0.0006	0.9994	97.12
38.5	78,062,275	115,540	0.0015	0.9985	97.07

AQUA PENNSYLVANIA, INC.

ACCOUNT 331.02 MAINS AND ACCESSORIES - CAST IRON - 6, 8, AND 10 INCH

ORIGINAL LIFE TABLE, CONT.

PLACEMENT BAND 1854-2019

EXPERIENCE BAND 1954-2019

AGE AT BEGIN OF INTERVAL	EXPOSURES AT BEGINNING OF AGE INTERVAL	RETIREMENTS DURING AGE INTERVAL	RETMT RATIO	SURV RATIO	PCT SURV BEGIN OF INTERVAL
39.5	75,577,766	90,695	0.0012	0.9988	96.92
40.5	72,215,160	240,437	0.0033	0.9967	96.81
41.5	68,220,190	164,648	0.0024	0.9976	96.48
42.5	66,219,639	380,052	0.0057	0.9943	96.25
43.5	64,368,606	238,254	0.0037	0.9963	95.70
44.5	62,808,613	282,028	0.0045	0.9955	95.35
45.5	54,969,292	326,042	0.0059	0.9941	94.92
46.5	51,661,319	777,190	0.0150	0.9850	94.35
47.5	49,374,689	1,227,283	0.0249	0.9751	92.93
48.5	45,863,847	616,326	0.0134	0.9866	90.62
49.5	44,065,378	1,433,556	0.0325	0.9675	89.41
50.5	42,340,708	1,659,081	0.0392	0.9608	86.50
51.5	40,103,873	2,312,621	0.0577	0.9423	83.11
52.5	37,139,058	2,215,402	0.0597	0.9403	78.32
53.5	33,514,987	2,041,883	0.0609	0.9391	73.64
54.5	30,947,609	1,586,965	0.0513	0.9487	69.16
55.5	28,118,518	1,920,014	0.0683	0.9317	65.61
56.5	25,935,683	1,481,618	0.0571	0.9429	61.13
57.5	23,961,605	1,651,221	0.0689	0.9311	57.64
58.5	22,047,820	1,601,685	0.0726	0.9274	53.67
59.5	19,501,272	1,651,421	0.0847	0.9153	49.77
60.5	17,250,362	2,244,681	0.1301	0.8699	45.55
61.5	14,654,883	1,964,991	0.1341	0.8659	39.63
62.5	12,565,127	1,104,355	0.0879	0.9121	34.31
63.5	10,958,874	1,045,718	0.0954	0.9046	31.30
64.5	9,480,979	749,612	0.0791	0.9209	28.31
65.5	8,534,062	426,624	0.0500	0.9500	26.07
66.5	7,980,517	273,182	0.0342	0.9658	24.77
67.5	7,605,320	221,047	0.0291	0.9709	23.92
68.5	7,320,531	140,229	0.0192	0.9808	23.23
69.5	7,215,245	238,466	0.0331	0.9669	22.78
70.5	6,932,372	195,432	0.0282	0.9718	22.03
71.5	6,738,883	156,191	0.0232	0.9768	21.41
72.5	6,532,682	204,578	0.0313	0.9687	20.91
73.5	6,295,382	181,309	0.0288	0.9712	20.26
74.5	6,062,630	146,271	0.0241	0.9759	19.67
75.5	6,180,348	133,685	0.0216	0.9784	19.20
76.5	6,044,801	85,871	0.0142	0.9858	18.78
77.5	5,928,247	119,027	0.0201	0.9799	18.52
78.5	5,853,849	76,238	0.0130	0.9870	18.14

AQUA PENNSYLVANIA, INC.

ACCOUNT 331.02 MAINS AND ACCESSORIES - CAST IRON - 6, 8, AND 10 INCH

ORIGINAL LIFE TABLE, CONT.

PLACEMENT BAND 1854-2019

EXPERIENCE BAND 1954-2019

AGE AT BEGIN OF INTERVAL	EXPOSURES AT BEGINNING OF AGE INTERVAL	RETIREMENTS DURING AGE INTERVAL	RETMT RATIO	SURV RATIO	PCT SURV BEGIN OF INTERVAL
79.5	5,847,519	140,339	0.0240	0.9760	17.91
80.5	5,667,318	135,225	0.0239	0.9761	17.48
81.5	5,467,475	244,032	0.0446	0.9554	17.06
82.5	5,203,821	207,777	0.0399	0.9601	16.30
83.5	4,972,334	308,463	0.0620	0.9380	15.65
84.5	4,617,675	254,472	0.0551	0.9449	14.68
85.5	4,270,353	242,268	0.0567	0.9433	13.87
86.5	4,026,116	448,530	0.1114	0.8886	13.08
87.5	3,544,690	375,873	0.1060	0.8940	11.62
88.5	3,133,056	363,690	0.1161	0.8839	10.39
89.5	2,735,458	385,624	0.1410	0.8590	9.19
90.5	2,289,807	226,523	0.0989	0.9011	7.89
91.5	1,970,882	252,259	0.1280	0.8720	7.11
92.5	1,648,004	210,720	0.1279	0.8721	6.20
93.5	1,346,996	247,266	0.1836	0.8164	5.41
94.5	1,053,369	105,724	0.1004	0.8996	4.41
95.5	913,651	86,184	0.0943	0.9057	3.97
96.5	786,318	45,263	0.0576	0.9424	3.60
97.5	743,928	31,445	0.0423	0.9577	3.39
98.5	729,270	56,299	0.0772	0.9228	3.25
99.5	692,660	21,703	0.0313	0.9687	3.00
100.5	672,907	45,444	0.0675	0.9325	2.90
101.5	641,690	36,776	0.0573	0.9427	2.71
102.5	633,402	14,265	0.0225	0.9775	2.55
103.5	622,329	29,229	0.0470	0.9530	2.49
104.5	603,996	18,856	0.0312	0.9688	2.38
105.5	585,493	53,021	0.0906	0.9094	2.30
106.5	533,489	44,288	0.0830	0.9170	2.09
107.5	489,908	46,374	0.0947	0.9053	1.92
108.5	455,277	47,193	0.1037	0.8963	1.74
109.5	415,092	54,099	0.1303	0.8697	1.56
110.5	362,328	42,687	0.1178	0.8822	1.36
111.5	319,641	20,750	0.0649	0.9351	1.20
112.5	300,327	17,867	0.0595	0.9405	1.12
113.5	282,460	13,675	0.0484	0.9516	1.05
114.5	274,376	6,348	0.0231	0.9769	1.00
115.5	268,028	9,236	0.0345	0.9655	0.98
116.5	258,793	36,879	0.1425	0.8575	0.94
117.5	221,914	7,077	0.0319	0.9681	0.81
118.5	214,837	12,306	0.0573	0.9427	0.78

AQUA PENNSYLVANIA, INC.

ACCOUNT 331.02 MAINS AND ACCESSORIES - CAST IRON - 6, 8, AND 10 INCH

ORIGINAL LIFE TABLE, CONT.

PLACEMENT BAND 1854-2019

EXPERIENCE BAND 1954-2019

AGE AT BEGIN OF INTERVAL	EXPOSURES AT BEGINNING OF AGE INTERVAL	RETIREMENTS DURING AGE INTERVAL	RETMT RATIO	SURV RATIO	PCT SURV BEGIN OF INTERVAL
119.5	202,531	16,434	0.0811	0.9189	0.74
120.5	186,097	10,492	0.0564	0.9436	0.68
121.5	175,605	15,165	0.0864	0.9136	0.64
122.5	160,440	4,752	0.0296	0.9704	0.58
123.5	155,688	38,276	0.2458	0.7542	0.57
124.5	117,412	21,056	0.1793	0.8207	0.43
125.5	96,356	16,179	0.1679	0.8321	0.35
126.5	80,177	39,830	0.4968	0.5032	0.29
127.5	41,605	13,037	0.3134	0.6866	0.15
128.5	28,567	10,639	0.3724	0.6276	0.10
129.5	17,928	5,114	0.2853	0.7147	0.06
130.5	12,814	264	0.0206	0.9794	0.05
131.5	12,550	1,109	0.0883	0.9117	0.04
132.5	16,738	718	0.0429	0.9571	0.04
133.5	16,020	9,045	0.5646	0.4354	0.04
134.5	6,975	1,678	0.2406	0.7594	0.02
135.5	5,297		0.0000	1.0000	0.01
136.5	5,297		0.0000	1.0000	0.01
137.5	5,297		0.0000	1.0000	0.01
138.5	5,297		0.0000	1.0000	0.01
139.5	5,297		0.0000	1.0000	0.01
140.5	5,297		0.0000	1.0000	0.01
141.5	5,297		0.0000	1.0000	0.01
142.5	5,523		0.0000	1.0000	0.01
143.5	9,062	226	0.0249	0.9751	0.01
144.5	8,836	241	0.0273	0.9727	0.01
145.5	8,594		0.0000	1.0000	0.01
146.5	8,594	5,056	0.5883	0.4117	0.01
147.5	3,539		0.0000	1.0000	0.00
148.5	3,539		0.0000	1.0000	0.00
149.5	3,539		0.0000	1.0000	0.00
150.5	3,539		0.0000	1.0000	0.00
151.5	3,539		0.0000	1.0000	0.00
152.5	3,539	222	0.0628	0.9372	0.00
153.5	3,317		0.0000	1.0000	0.00
154.5	3,317	3,317	1.0000		0.00
155.5					

AQUA PENNSYLVANIA, INC.

ACCOUNT 331.02 MAINS AND ACCESSORIES - CAST IRON - 6, 8, AND 10 INCH

ORIGINAL LIFE TABLE

PLACEMENT BAND 1854-2019

EXPERIENCE BAND 1985-2019

AGE AT BEGIN OF INTERVAL	EXPOSURES AT BEGINNING OF AGE INTERVAL	RETIREMENTS DURING AGE INTERVAL	RETMT RATIO	SURV RATIO	PCT SURV BEGIN OF INTERVAL
0.0	1,684,102,336	2,023	0.0000	1.0000	100.00
0.5	1,554,041,639	116,084	0.0001	0.9999	100.00
1.5	1,428,187,355	361,729	0.0003	0.9997	99.99
2.5	1,300,798,712	351,459	0.0003	0.9997	99.97
3.5	1,181,036,155	336,405	0.0003	0.9997	99.94
4.5	1,095,541,232	318,512	0.0003	0.9997	99.91
5.5	1,008,365,405	232,189	0.0002	0.9998	99.88
6.5	946,960,523	359,731	0.0004	0.9996	99.86
7.5	868,492,530	459,448	0.0005	0.9995	99.82
8.5	761,692,620	420,671	0.0006	0.9994	99.77
9.5	625,937,035	1,132,205	0.0018	0.9982	99.71
10.5	527,646,710	440,034	0.0008	0.9992	99.53
11.5	456,251,746	250,313	0.0005	0.9995	99.45
12.5	390,442,733	220,892	0.0006	0.9994	99.40
13.5	347,539,827	152,640	0.0004	0.9996	99.34
14.5	299,769,847	232,729	0.0008	0.9992	99.30
15.5	268,706,133	171,090	0.0006	0.9994	99.22
16.5	237,711,319	336,948	0.0014	0.9986	99.16
17.5	214,445,944	114,964	0.0005	0.9995	99.02
18.5	196,503,091	66,082	0.0003	0.9997	98.96
19.5	178,557,838	126,302	0.0007	0.9993	98.93
20.5	169,258,370	287,617	0.0017	0.9983	98.86
21.5	153,414,359	64,407	0.0004	0.9996	98.69
22.5	143,315,501	157,478	0.0011	0.9989	98.65
23.5	139,177,268	150,652	0.0011	0.9989	98.54
24.5	131,954,751	126,234	0.0010	0.9990	98.43
25.5	134,443,680	98,804	0.0007	0.9993	98.34
26.5	123,688,023	77,733	0.0006	0.9994	98.27
27.5	118,378,285	53,980	0.0005	0.9995	98.21
28.5	115,201,319	138,467	0.0012	0.9988	98.16
29.5	110,063,132	130,213	0.0012	0.9988	98.04
30.5	100,757,239	229,772	0.0023	0.9977	97.93
31.5	92,405,534	111,721	0.0012	0.9988	97.70
32.5	86,930,144	119,439	0.0014	0.9986	97.59
33.5	83,658,713	77,653	0.0009	0.9991	97.45
34.5	80,597,303	66,007	0.0008	0.9992	97.36
35.5	77,756,564	112,877	0.0015	0.9985	97.28
36.5	76,226,792	61,749	0.0008	0.9992	97.14
37.5	74,860,124	41,774	0.0006	0.9994	97.06
38.5	72,485,636	105,040	0.0014	0.9986	97.01

AQUA PENNSYLVANIA, INC.

ACCOUNT 331.02 MAINS AND ACCESSORIES - CAST IRON - 6, 8, AND 10 INCH

ORIGINAL LIFE TABLE, CONT.

PLACEMENT BAND 1854-2019

EXPERIENCE BAND 1985-2019

AGE AT BEGIN OF INTERVAL	EXPOSURES AT BEGINNING OF AGE INTERVAL	RETIREMENTS DURING AGE INTERVAL	RETMT RATIO	SURV RATIO	PCT SURV BEGIN OF INTERVAL
39.5	70,071,357	87,156	0.0012	0.9988	96.87
40.5	66,747,172	237,664	0.0036	0.9964	96.75
41.5	62,808,598	151,662	0.0024	0.9976	96.40
42.5	60,920,432	370,241	0.0061	0.9939	96.17
43.5	59,257,743	236,764	0.0040	0.9960	95.58
44.5	57,947,553	280,180	0.0048	0.9952	95.20
45.5	50,322,714	323,435	0.0064	0.9936	94.74
46.5	47,098,810	773,029	0.0164	0.9836	94.13
47.5	44,960,936	1,218,851	0.0271	0.9729	92.59
48.5	41,565,708	607,993	0.0146	0.9854	90.08
49.5	39,771,162	1,432,048	0.0360	0.9640	88.76
50.5	38,076,326	1,657,403	0.0435	0.9565	85.56
51.5	35,837,740	2,311,381	0.0645	0.9355	81.84
52.5	32,906,714	2,202,606	0.0669	0.9331	76.56
53.5	29,430,118	2,037,970	0.0692	0.9308	71.44
54.5	27,032,867	1,585,391	0.0586	0.9414	66.49
55.5	24,510,487	1,919,074	0.0783	0.9217	62.59
56.5	22,673,849	1,478,813	0.0652	0.9348	57.69
57.5	21,078,041	1,650,888	0.0783	0.9217	53.93
58.5	19,692,383	1,601,159	0.0813	0.9187	49.70
59.5	17,748,987	1,651,382	0.0930	0.9070	45.66
60.5	15,918,981	2,242,104	0.1408	0.8592	41.41
61.5	13,661,028	1,964,377	0.1438	0.8562	35.58
62.5	11,756,014	1,103,681	0.0939	0.9061	30.46
63.5	10,260,168	1,044,134	0.1018	0.8982	27.60
64.5	8,838,051	748,882	0.0847	0.9153	24.80
65.5	7,932,482	425,015	0.0536	0.9464	22.69
66.5	7,457,307	271,745	0.0364	0.9636	21.48
67.5	7,067,601	220,362	0.0312	0.9688	20.70
68.5	6,781,377	140,229	0.0207	0.9793	20.05
69.5	6,675,770	238,466	0.0357	0.9643	19.64
70.5	6,389,791	193,470	0.0303	0.9697	18.93
71.5	6,175,877	156,110	0.0253	0.9747	18.36
72.5	5,974,205	204,401	0.0342	0.9658	17.90
73.5	5,751,064	181,109	0.0315	0.9685	17.28
74.5	5,527,950	145,202	0.0263	0.9737	16.74
75.5	5,687,308	128,889	0.0227	0.9773	16.30
76.5	5,592,228	84,624	0.0151	0.9849	15.93
77.5	5,548,438	118,627	0.0214	0.9786	15.69
78.5	5,498,829	76,171	0.0139	0.9861	15.35

AQUA PENNSYLVANIA, INC.

ACCOUNT 331.02 MAINS AND ACCESSORIES - CAST IRON - 6, 8, AND 10 INCH

ORIGINAL LIFE TABLE, CONT.

PLACEMENT BAND 1854-2019			EXPERIENCE BAND 1985-2019		
AGE AT BEGIN OF INTERVAL	EXPOSURES AT BEGINNING OF AGE INTERVAL	RETIREMENTS DURING AGE INTERVAL	RETMT RATIO	SURV RATIO	PCT SURV BEGIN OF INTERVAL
79.5	5,520,125	139,821	0.0253	0.9747	15.14
80.5	5,377,031	134,384	0.0250	0.9750	14.76
81.5	5,179,657	243,729	0.0471	0.9529	14.39
82.5	4,945,882	207,777	0.0420	0.9580	13.71
83.5	4,718,963	306,987	0.0651	0.9349	13.14
84.5	4,383,261	254,472	0.0581	0.9419	12.28
85.5	4,052,093	241,285	0.0595	0.9405	11.57
86.5	3,826,721	448,443	0.1172	0.8828	10.88
87.5	3,356,943	375,873	0.1120	0.8880	9.61
88.5	2,952,880	362,857	0.1229	0.8771	8.53
89.5	2,573,697	385,624	0.1498	0.8502	7.48
90.5	2,139,283	226,523	0.1059	0.8941	6.36
91.5	1,821,898	249,083	0.1367	0.8633	5.69
92.5	1,507,296	210,720	0.1398	0.8602	4.91
93.5	1,213,483	247,266	0.2038	0.7962	4.22
94.5	923,229	105,595	0.1144	0.8856	3.36
95.5	798,375	86,184	0.1079	0.8921	2.98
96.5	678,861	45,263	0.0667	0.9333	2.66
97.5	636,558	31,445	0.0494	0.9506	2.48
98.5	650,069	56,299	0.0866	0.9134	2.36
99.5	625,024	21,703	0.0347	0.9653	2.15
100.5	620,037	45,444	0.0733	0.9267	2.08
101.5	591,284	36,776	0.0622	0.9378	1.93
102.5	611,970	14,265	0.0233	0.9767	1.81
103.5	605,212	28,881	0.0477	0.9523	1.76
104.5	587,802	18,856	0.0321	0.9679	1.68
105.5	569,300	53,021	0.0931	0.9069	1.63
106.5	517,499	44,288	0.0856	0.9144	1.47
107.5	475,195	46,374	0.0976	0.9024	1.35
108.5	441,250	44,800	0.1015	0.8985	1.22
109.5	413,365	54,099	0.1309	0.8691	1.09
110.5	362,328	42,687	0.1178	0.8822	0.95
111.5	319,641	20,750	0.0649	0.9351	0.84
112.5	300,327	17,867	0.0595	0.9405	0.78
113.5	282,460	13,675	0.0484	0.9516	0.74
114.5	274,376	6,348	0.0231	0.9769	0.70
115.5	268,028	9,236	0.0345	0.9655	0.69
116.5	258,793	36,879	0.1425	0.8575	0.66
117.5	221,914	7,077	0.0319	0.9681	0.57
118.5	214,837	12,306	0.0573	0.9427	0.55

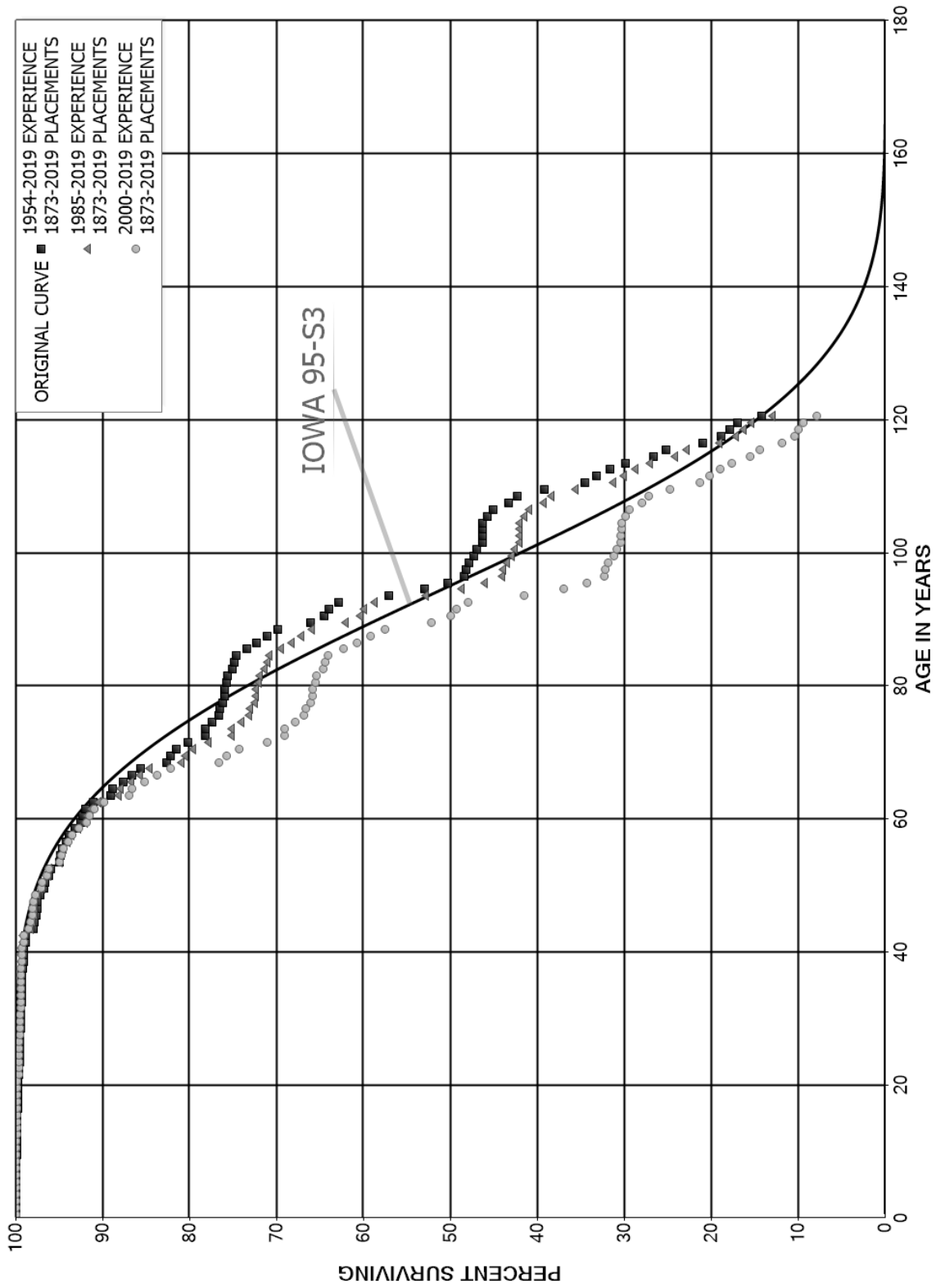
AQUA PENNSYLVANIA, INC.

ACCOUNT 331.02 MAINS AND ACCESSORIES - CAST IRON - 6, 8, AND 10 INCH

ORIGINAL LIFE TABLE, CONT.

PLACEMENT BAND 1854-2019			EXPERIENCE BAND 1985-2019		
AGE AT BEGIN OF INTERVAL	EXPOSURES AT BEGINNING OF AGE INTERVAL	RETIREMENTS DURING AGE INTERVAL	RETMT RATIO	SURV RATIO	PCT SURV BEGIN OF INTERVAL
119.5	202,531	16,434	0.0811	0.9189	0.52
120.5	186,097	10,492	0.0564	0.9436	0.48
121.5	175,605	15,165	0.0864	0.9136	0.45
122.5	160,440	4,752	0.0296	0.9704	0.41
123.5	155,688	38,276	0.2458	0.7542	0.40
124.5	117,412	21,056	0.1793	0.8207	0.30
125.5	96,356	16,179	0.1679	0.8321	0.25
126.5	80,177	39,830	0.4968	0.5032	0.20
127.5	41,605	13,037	0.3134	0.6866	0.10
128.5	28,567	10,639	0.3724	0.6276	0.07
129.5	17,928	5,114	0.2853	0.7147	0.04
130.5	12,814	264	0.0206	0.9794	0.03
131.5	12,550	1,109	0.0883	0.9117	0.03
132.5	16,738	718	0.0429	0.9571	0.03
133.5	16,020	9,045	0.5646	0.4354	0.03
134.5	6,975	1,678	0.2406	0.7594	0.01
135.5	5,297		0.0000	1.0000	0.01
136.5	5,297		0.0000	1.0000	0.01
137.5	5,297		0.0000	1.0000	0.01
138.5	5,297		0.0000	1.0000	0.01
139.5	5,297		0.0000	1.0000	0.01
140.5	5,297		0.0000	1.0000	0.01
141.5	5,297		0.0000	1.0000	0.01
142.5	5,523		0.0000	1.0000	0.01
143.5	9,062	226	0.0249	0.9751	0.01
144.5	8,836	241	0.0273	0.9727	0.01
145.5	8,594		0.0000	1.0000	0.01
146.5	8,594	5,056	0.5883	0.4117	0.01
147.5	3,539		0.0000	1.0000	0.00
148.5	3,539		0.0000	1.0000	0.00
149.5	3,539		0.0000	1.0000	0.00
150.5	3,539		0.0000	1.0000	0.00
151.5	3,539		0.0000	1.0000	0.00
152.5	3,539	222	0.0628	0.9372	0.00
153.5	3,317		0.0000	1.0000	0.00
154.5	3,317	3,317	1.0000		0.00
155.5					

AQUA PENNSYLVANIA, INC.
 ACCOUNT 331.03 MAINS AND ACCESSORIES - CAST IRON - 12 INCH AND OVER
 ORIGINAL AND SMOOTH SURVIVOR CURVES



AQUA PENNSYLVANIA, INC.

ACCOUNT 331.03 MAINS AND ACCESSORIES - CAST IRON - 12 INCH AND OVER

ORIGINAL LIFE TABLE

PLACEMENT BAND 1873-2019

EXPERIENCE BAND 1954-2019

AGE AT BEGIN OF INTERVAL	EXPOSURES AT BEGINNING OF AGE INTERVAL	RETIREMENTS DURING AGE INTERVAL	RETMT RATIO	SURV RATIO	PCT SURV BEGIN OF INTERVAL
0.0	511,351,353		0.0000	1.0000	100.00
0.5	467,956,392	3,437	0.0000	1.0000	100.00
1.5	438,402,748	14,484	0.0000	1.0000	100.00
2.5	409,246,061	34,981	0.0001	0.9999	100.00
3.5	388,768,951	41,376	0.0001	0.9999	99.99
4.5	359,590,843	68,710	0.0002	0.9998	99.98
5.5	331,238,173	33,951	0.0001	0.9999	99.96
6.5	287,825,754	102,505	0.0004	0.9996	99.95
7.5	260,298,837	42,446	0.0002	0.9998	99.91
8.5	241,476,592	32,008	0.0001	0.9999	99.90
9.5	239,007,764	21,487	0.0001	0.9999	99.88
10.5	235,995,992	34,785	0.0001	0.9999	99.87
11.5	225,751,018	70,321	0.0003	0.9997	99.86
12.5	221,395,736	35,055	0.0002	0.9998	99.83
13.5	199,902,314	40,986	0.0002	0.9998	99.81
14.5	187,843,111	18,373	0.0001	0.9999	99.79
15.5	175,855,193	7,995	0.0000	1.0000	99.78
16.5	168,052,461	4,839	0.0000	1.0000	99.78
17.5	155,627,440	20,981	0.0001	0.9999	99.77
18.5	139,878,873	17,851	0.0001	0.9999	99.76
19.5	123,098,289	2,021	0.0000	1.0000	99.75
20.5	115,111,570	141,173	0.0012	0.9988	99.75
21.5	95,593,643	22,879	0.0002	0.9998	99.62
22.5	90,563,035	59,905	0.0007	0.9993	99.60
23.5	86,901,863	13,412	0.0002	0.9998	99.53
24.5	81,055,040	4,232	0.0001	0.9999	99.52
25.5	73,757,653	12,657	0.0002	0.9998	99.51
26.5	67,709,903	20,217	0.0003	0.9997	99.50
27.5	66,599,856	49,261	0.0007	0.9993	99.47
28.5	64,407,149	1,056	0.0000	1.0000	99.39
29.5	61,605,260	7,729	0.0001	0.9999	99.39
30.5	55,704,202	17,347	0.0003	0.9997	99.38
31.5	51,989,766	8,772	0.0002	0.9998	99.35
32.5	49,525,187	608	0.0000	1.0000	99.33
33.5	48,368,593	21,761	0.0004	0.9996	99.33
34.5	45,360,456	616	0.0000	1.0000	99.29
35.5	44,651,602	10,413	0.0002	0.9998	99.28
36.5	44,122,472	42,826	0.0010	0.9990	99.26
37.5	42,867,573	47,915	0.0011	0.9989	99.16
38.5	42,017,353	7,484	0.0002	0.9998	99.05

AQUA PENNSYLVANIA, INC.

ACCOUNT 331.03 MAINS AND ACCESSORIES - CAST IRON - 12 INCH AND OVER

ORIGINAL LIFE TABLE, CONT.

PLACEMENT BAND 1873-2019

EXPERIENCE BAND 1954-2019

AGE AT BEGIN OF INTERVAL	EXPOSURES AT BEGINNING OF AGE INTERVAL	RETIREMENTS DURING AGE INTERVAL	RETMT RATIO	SURV RATIO	PCT SURV BEGIN OF INTERVAL
39.5	40,104,613	406	0.0000	1.0000	99.04
40.5	36,919,284	56,198	0.0015	0.9985	99.04
41.5	35,559,822	8,357	0.0002	0.9998	98.88
42.5	34,648,003	322,713	0.0093	0.9907	98.86
43.5	34,029,883	48,060	0.0014	0.9986	97.94
44.5	29,523,462	66,283	0.0022	0.9978	97.80
45.5	26,553,897	16,281	0.0006	0.9994	97.58
46.5	25,117,889	16,542	0.0007	0.9993	97.52
47.5	24,069,931	61,779	0.0026	0.9974	97.46
48.5	23,104,157	125,372	0.0054	0.9946	97.21
49.5	22,157,857	9,601	0.0004	0.9996	96.68
50.5	21,674,857	115,547	0.0053	0.9947	96.64
51.5	20,941,690	31,280	0.0015	0.9985	96.12
52.5	19,221,494	207,914	0.0108	0.9892	95.98
53.5	17,144,566	26,754	0.0016	0.9984	94.94
54.5	16,188,683	36,366	0.0022	0.9978	94.79
55.5	15,178,021	68,188	0.0045	0.9955	94.58
56.5	14,455,795	57,551	0.0040	0.9960	94.16
57.5	13,438,682	84,142	0.0063	0.9937	93.78
58.5	12,725,343	93,902	0.0074	0.9926	93.19
59.5	12,108,234	27,975	0.0023	0.9977	92.51
60.5	10,879,837	46,393	0.0043	0.9957	92.29
61.5	10,339,609	88,884	0.0086	0.9914	91.90
62.5	10,066,766	222,620	0.0221	0.9779	91.11
63.5	9,646,800	31,398	0.0033	0.9967	89.09
64.5	9,261,390	119,672	0.0129	0.9871	88.80
65.5	8,385,231	95,278	0.0114	0.9886	87.66
66.5	6,652,075	77,506	0.0117	0.9883	86.66
67.5	6,204,390	223,582	0.0360	0.9640	85.65
68.5	5,578,290	29,390	0.0053	0.9947	82.56
69.5	4,998,303	37,256	0.0075	0.9925	82.13
70.5	4,726,485	79,960	0.0169	0.9831	81.52
71.5	4,362,215	103,935	0.0238	0.9762	80.14
72.5	3,840,271	768	0.0002	0.9998	78.23
73.5	3,833,572	39,852	0.0104	0.9896	78.21
74.5	3,771,034	36,983	0.0098	0.9902	77.40
75.5	3,769,194	5,286	0.0014	0.9986	76.64
76.5	3,763,567	19,975	0.0053	0.9947	76.53
77.5	3,643,177	5,661	0.0016	0.9984	76.13
78.5	3,602,769	1,725	0.0005	0.9995	76.01

AQUA PENNSYLVANIA, INC.

ACCOUNT 331.03 MAINS AND ACCESSORIES - CAST IRON - 12 INCH AND OVER

ORIGINAL LIFE TABLE, CONT.

PLACEMENT BAND 1873-2019

EXPERIENCE BAND 1954-2019

AGE AT BEGIN OF INTERVAL	EXPOSURES AT BEGINNING OF AGE INTERVAL	RETIREMENTS DURING AGE INTERVAL	RETMT RATIO	SURV RATIO	PCT SURV BEGIN OF INTERVAL
79.5	3,518,055	13,386	0.0038	0.9962	75.97
80.5	3,496,163	4,508	0.0013	0.9987	75.68
81.5	3,491,547	23,986	0.0069	0.9931	75.59
82.5	3,423,589	10,090	0.0029	0.9971	75.07
83.5	3,411,554	10,551	0.0031	0.9969	74.85
84.5	3,361,848	56,759	0.0169	0.9831	74.61
85.5	3,288,842	49,953	0.0152	0.9848	73.35
86.5	3,163,084	52,167	0.0165	0.9835	72.24
87.5	3,077,866	52,198	0.0170	0.9830	71.05
88.5	2,944,523	159,975	0.0543	0.9457	69.84
89.5	2,743,684	65,471	0.0239	0.9761	66.05
90.5	2,585,413	20,935	0.0081	0.9919	64.47
91.5	2,520,271	45,002	0.0179	0.9821	63.95
92.5	2,423,232	223,379	0.0922	0.9078	62.81
93.5	1,951,811	137,900	0.0707	0.9293	57.02
94.5	1,776,090	89,383	0.0503	0.9497	52.99
95.5	1,598,628	61,318	0.0384	0.9616	50.32
96.5	1,438,758	5,003	0.0035	0.9965	48.39
97.5	1,437,974	10,374	0.0072	0.9928	48.23
98.5	1,426,945	19,067	0.0134	0.9866	47.88
99.5	1,389,966	9,640	0.0069	0.9931	47.24
100.5	1,381,544	17,483	0.0127	0.9873	46.91
101.5	1,329,395	163	0.0001	0.9999	46.32
102.5	1,329,232	1,171	0.0009	0.9991	46.31
103.5	1,349,266	10	0.0000	1.0000	46.27
104.5	1,360,591	16,686	0.0123	0.9877	46.27
105.5	1,339,090	19,229	0.0144	0.9856	45.70
106.5	1,276,716	50,289	0.0394	0.9606	45.05
107.5	1,220,102	29,220	0.0239	0.9761	43.27
108.5	1,188,504	84,988	0.0715	0.9285	42.24
109.5	1,122,463	134,706	0.1200	0.8800	39.22
110.5	840,747	32,541	0.0387	0.9613	34.51
111.5	782,023	35,709	0.0457	0.9543	33.17
112.5	716,343	42,336	0.0591	0.9409	31.66
113.5	665,845	69,691	0.1047	0.8953	29.79
114.5	549,371	31,237	0.0569	0.9431	26.67
115.5	513,069	85,833	0.1673	0.8327	25.15
116.5	421,319	42,428	0.1007	0.8993	20.95
117.5	377,655	19,149	0.0507	0.9493	18.84
118.5	356,568	18,035	0.0506	0.9494	17.88

AQUA PENNSYLVANIA, INC.

ACCOUNT 331.03 MAINS AND ACCESSORIES - CAST IRON - 12 INCH AND OVER

ORIGINAL LIFE TABLE, CONT.

PLACEMENT BAND 1873-2019			EXPERIENCE BAND 1954-2019		
AGE AT BEGIN OF INTERVAL	EXPOSURES AT BEGINNING OF AGE INTERVAL	RETIREMENTS DURING AGE INTERVAL	RETMT RATIO	SURV RATIO	PCT SURV BEGIN OF INTERVAL
119.5	325,963	53,174	0.1631	0.8369	16.98
120.5	250,349	7,268	0.0290	0.9710	14.21
121.5	235,320	2,909	0.0124	0.9876	13.79
122.5	228,819	764	0.0033	0.9967	13.62
123.5	225,371	3,845	0.0171	0.9829	13.58
124.5	217,405	11,780	0.0542	0.9458	13.35
125.5	205,102	1,617	0.0079	0.9921	12.62
126.5	201,967	44,341	0.2195	0.7805	12.52
127.5	141,223	8,269	0.0586	0.9414	9.77
128.5	130,673	5,472	0.0419	0.9581	9.20
129.5	124,444	7,086	0.0569	0.9431	8.82
130.5	117,359	6,255	0.0533	0.9467	8.31
131.5	111,104	635	0.0057	0.9943	7.87
132.5	78,261	3,789	0.0484	0.9516	7.83
133.5	32,443	2,980	0.0918	0.9082	7.45
134.5	29,464	8,012	0.2719	0.7281	6.76
135.5	6,446	6,446	1.0000		4.92
136.5					

AQUA PENNSYLVANIA, INC.

ACCOUNT 331.03 MAINS AND ACCESSORIES - CAST IRON - 12 INCH AND OVER

ORIGINAL LIFE TABLE

PLACEMENT BAND 1873-2019

EXPERIENCE BAND 1985-2019

AGE AT BEGIN OF INTERVAL	EXPOSURES AT BEGINNING OF AGE INTERVAL	RETIREMENTS DURING AGE INTERVAL	RETMT RATIO	SURV RATIO	PCT SURV BEGIN OF INTERVAL
0.0	485,516,395		0.0000	1.0000	100.00
0.5	441,027,473	3,233	0.0000	1.0000	100.00
1.5	411,438,901	11,701	0.0000	1.0000	100.00
2.5	383,682,972	34,415	0.0001	0.9999	100.00
3.5	364,272,240	33,619	0.0001	0.9999	99.99
4.5	336,065,701	25,865	0.0001	0.9999	99.98
5.5	309,736,462	29,657	0.0001	0.9999	99.97
6.5	266,822,337	56,989	0.0002	0.9998	99.96
7.5	239,548,701	27,431	0.0001	0.9999	99.94
8.5	220,920,095	23,206	0.0001	0.9999	99.93
9.5	219,669,574	21,487	0.0001	0.9999	99.92
10.5	217,418,742	30,515	0.0001	0.9999	99.91
11.5	208,182,634	30,629	0.0001	0.9999	99.89
12.5	204,733,519	27,049	0.0001	0.9999	99.88
13.5	183,600,692	26,064	0.0001	0.9999	99.87
14.5	172,324,730	18,373	0.0001	0.9999	99.85
15.5	160,712,617	5,650	0.0000	1.0000	99.84
16.5	153,447,831	4,839	0.0000	1.0000	99.84
17.5	142,301,942	12,261	0.0001	0.9999	99.83
18.5	128,164,918	16,826	0.0001	0.9999	99.83
19.5	112,402,189	1,691	0.0000	1.0000	99.81
20.5	104,981,308	134,932	0.0013	0.9987	99.81
21.5	86,003,116	16,226	0.0002	0.9998	99.68
22.5	81,429,517	52,395	0.0006	0.9994	99.66
23.5	78,390,458	12,662	0.0002	0.9998	99.60
24.5	72,890,135	3,475	0.0000	1.0000	99.58
25.5	65,972,028	4,608	0.0001	0.9999	99.58
26.5	60,418,190	19,977	0.0003	0.9997	99.57
27.5	58,825,114	35,586	0.0006	0.9994	99.54
28.5	56,620,424	610	0.0000	1.0000	99.48
29.5	54,077,573	2,018	0.0000	1.0000	99.48
30.5	48,824,590	5,548	0.0001	0.9999	99.47
31.5	46,850,277	4,894	0.0001	0.9999	99.46
32.5	44,830,037	465	0.0000	1.0000	99.45
33.5	44,054,217	15,446	0.0004	0.9996	99.45
34.5	41,560,053	442	0.0000	1.0000	99.42
35.5	41,070,405	3,488	0.0001	0.9999	99.42
36.5	41,196,333	7,811	0.0002	0.9998	99.41
37.5	40,487,008	47,915	0.0012	0.9988	99.39
38.5	39,663,778	2,545	0.0001	0.9999	99.27

AQUA PENNSYLVANIA, INC.

ACCOUNT 331.03 MAINS AND ACCESSORIES - CAST IRON - 12 INCH AND OVER

ORIGINAL LIFE TABLE, CONT.

PLACEMENT BAND 1873-2019

EXPERIENCE BAND 1985-2019

AGE AT BEGIN OF INTERVAL	EXPOSURES AT BEGINNING OF AGE INTERVAL	RETIREMENTS DURING AGE INTERVAL	RETMT RATIO	SURV RATIO	PCT SURV BEGIN OF INTERVAL
39.5	37,758,783	317	0.0000	1.0000	99.26
40.5	34,577,222	55,722	0.0016	0.9984	99.26
41.5	33,205,077	8,357	0.0003	0.9997	99.10
42.5	32,391,632	307,824	0.0095	0.9905	99.08
43.5	31,838,259	47,921	0.0015	0.9985	98.14
44.5	26,946,836	64,366	0.0024	0.9976	97.99
45.5	23,912,844	9,224	0.0004	0.9996	97.76
46.5	22,407,836	5,659	0.0003	0.9997	97.72
47.5	21,365,025	56,957	0.0027	0.9973	97.69
48.5	20,243,734	121,360	0.0060	0.9940	97.43
49.5	19,289,093	5,885	0.0003	0.9997	96.85
50.5	18,810,167	114,822	0.0061	0.9939	96.82
51.5	18,165,354	27,762	0.0015	0.9985	96.23
52.5	16,479,134	205,616	0.0125	0.9875	96.08
53.5	14,454,180	26,754	0.0019	0.9981	94.88
54.5	13,306,564	36,366	0.0027	0.9973	94.71
55.5	12,328,652	66,141	0.0054	0.9946	94.45
56.5	11,677,857	55,580	0.0048	0.9952	93.94
57.5	10,743,806	84,142	0.0078	0.9922	93.49
58.5	10,665,719	91,064	0.0085	0.9915	92.76
59.5	10,328,359	27,975	0.0027	0.9973	91.97
60.5	9,324,681	42,889	0.0046	0.9954	91.72
61.5	8,953,003	87,817	0.0098	0.9902	91.30
62.5	8,687,509	221,053	0.0254	0.9746	90.40
63.5	8,261,933	28,794	0.0035	0.9965	88.10
64.5	7,880,330	104,313	0.0132	0.9868	87.80
65.5	7,020,117	83,458	0.0119	0.9881	86.63
66.5	5,423,733	66,675	0.0123	0.9877	85.60
67.5	4,924,137	214,231	0.0435	0.9565	84.55
68.5	4,327,493	28,492	0.0066	0.9934	80.87
69.5	3,738,413	37,256	0.0100	0.9900	80.34
70.5	3,474,582	79,301	0.0228	0.9772	79.54
71.5	3,082,901	103,935	0.0337	0.9663	77.72
72.5	2,574,866	768	0.0003	0.9997	75.10
73.5	2,572,281	39,852	0.0155	0.9845	75.08
74.5	2,520,630	29,282	0.0116	0.9884	73.92
75.5	2,865,650	5,286	0.0018	0.9982	73.06
76.5	2,939,142	19,975	0.0068	0.9932	72.92
77.5	2,893,802	5,606	0.0019	0.9981	72.43
78.5	2,913,528	1,725	0.0006	0.9994	72.29

AQUA PENNSYLVANIA, INC.

ACCOUNT 331.03 MAINS AND ACCESSORIES - CAST IRON - 12 INCH AND OVER

ORIGINAL LIFE TABLE, CONT.

PLACEMENT BAND 1873-2019

EXPERIENCE BAND 1985-2019

AGE AT BEGIN OF INTERVAL	EXPOSURES AT BEGINNING OF AGE INTERVAL	RETIREMENTS DURING AGE INTERVAL	RETMT RATIO	SURV RATIO	PCT SURV BEGIN OF INTERVAL
79.5	2,983,663	12,802	0.0043	0.9957	72.25
80.5	2,973,422	4,508	0.0015	0.9985	71.94
81.5	2,968,806	23,986	0.0081	0.9919	71.83
82.5	2,908,437	10,090	0.0035	0.9965	71.25
83.5	2,906,237	10,551	0.0036	0.9964	71.00
84.5	2,915,302	56,759	0.0195	0.9805	70.74
85.5	3,054,078	49,953	0.0164	0.9836	69.36
86.5	2,935,178	52,167	0.0178	0.9822	68.23
87.5	2,853,713	52,198	0.0183	0.9817	67.02
88.5	2,723,815	159,975	0.0587	0.9413	65.79
89.5	2,527,271	65,471	0.0259	0.9741	61.93
90.5	2,373,196	20,935	0.0088	0.9912	60.32
91.5	2,314,283	45,002	0.0194	0.9806	59.79
92.5	2,235,600	223,379	0.0999	0.9001	58.63
93.5	1,767,144	137,900	0.0780	0.9220	52.77
94.5	1,600,224	89,383	0.0559	0.9441	48.65
95.5	1,422,762	61,318	0.0431	0.9569	45.93
96.5	1,262,892	5,003	0.0040	0.9960	43.96
97.5	1,308,731	10,374	0.0079	0.9921	43.78
98.5	1,369,298	19,067	0.0139	0.9861	43.43
99.5	1,332,319	9,640	0.0072	0.9928	42.83
100.5	1,333,888	17,483	0.0131	0.9869	42.52
101.5	1,281,777	163	0.0001	0.9999	41.96
102.5	1,318,474	1,171	0.0009	0.9991	41.96
103.5	1,338,508	10	0.0000	1.0000	41.92
104.5	1,349,833	16,686	0.0124	0.9876	41.92
105.5	1,328,333	19,229	0.0145	0.9855	41.40
106.5	1,265,958	50,289	0.0397	0.9603	40.80
107.5	1,209,980	29,220	0.0241	0.9759	39.18
108.5	1,178,383	84,988	0.0721	0.9279	38.23
109.5	1,112,341	134,706	0.1211	0.8789	35.48
110.5	834,292	32,541	0.0390	0.9610	31.18
111.5	782,023	35,709	0.0457	0.9543	29.96
112.5	716,343	42,336	0.0591	0.9409	28.60
113.5	665,845	69,691	0.1047	0.8953	26.91
114.5	549,371	31,237	0.0569	0.9431	24.09
115.5	513,069	85,833	0.1673	0.8327	22.72
116.5	421,319	42,428	0.1007	0.8993	18.92
117.5	377,655	19,149	0.0507	0.9493	17.01
118.5	356,568	18,035	0.0506	0.9494	16.15

AQUA PENNSYLVANIA, INC.

ACCOUNT 331.03 MAINS AND ACCESSORIES - CAST IRON - 12 INCH AND OVER

ORIGINAL LIFE TABLE, CONT.

PLACEMENT BAND 1873-2019			EXPERIENCE BAND 1985-2019		
AGE AT BEGIN OF INTERVAL	EXPOSURES AT BEGINNING OF AGE INTERVAL	RETIREMENTS DURING AGE INTERVAL	RETMT RATIO	SURV RATIO	PCT SURV BEGIN OF INTERVAL
119.5	325,963	53,174	0.1631	0.8369	15.33
120.5	250,349	7,268	0.0290	0.9710	12.83
121.5	235,320	2,909	0.0124	0.9876	12.46
122.5	228,819	764	0.0033	0.9967	12.31
123.5	225,371	3,845	0.0171	0.9829	12.27
124.5	217,405	11,780	0.0542	0.9458	12.06
125.5	205,102	1,617	0.0079	0.9921	11.40
126.5	201,967	44,341	0.2195	0.7805	11.31
127.5	141,223	8,269	0.0586	0.9414	8.83
128.5	130,673	5,472	0.0419	0.9581	8.31
129.5	124,444	7,086	0.0569	0.9431	7.96
130.5	117,359	6,255	0.0533	0.9467	7.51
131.5	111,104	635	0.0057	0.9943	7.11
132.5	78,261	3,789	0.0484	0.9516	7.07
133.5	32,443	2,980	0.0918	0.9082	6.73
134.5	29,464	8,012	0.2719	0.7281	6.11
135.5	6,446	6,446	1.0000		4.45
136.5					

AQUA PENNSYLVANIA, INC.

ACCOUNT 331.03 MAINS AND ACCESSORIES - CAST IRON - 12 INCH AND OVER

ORIGINAL LIFE TABLE

PLACEMENT BAND 1873-2019

EXPERIENCE BAND 2000-2019

AGE AT BEGIN OF INTERVAL	EXPOSURES AT BEGINNING OF AGE INTERVAL	RETIREMENTS DURING AGE INTERVAL	RETMT RATIO	SURV RATIO	PCT SURV BEGIN OF INTERVAL
0.0	412,678,668		0.0000	1.0000	100.00
0.5	377,741,086	3,233	0.0000	1.0000	100.00
1.5	367,181,289	11,701	0.0000	1.0000	100.00
2.5	338,656,337	31,295	0.0001	0.9999	100.00
3.5	321,112,498	26,069	0.0001	0.9999	99.99
4.5	296,815,377	24,479	0.0001	0.9999	99.98
5.5	275,846,402	29,657	0.0001	0.9999	99.97
6.5	237,916,762	56,989	0.0002	0.9998	99.96
7.5	211,809,663	25,597	0.0001	0.9999	99.94
8.5	195,593,536	23,206	0.0001	0.9999	99.92
9.5	195,825,404	21,487	0.0001	0.9999	99.91
10.5	195,281,432	13,257	0.0001	0.9999	99.90
11.5	187,660,607	30,629	0.0002	0.9998	99.89
12.5	184,840,506	27,049	0.0001	0.9999	99.88
13.5	164,998,424	20,672	0.0001	0.9999	99.86
14.5	155,948,792	18,032	0.0001	0.9999	99.85
15.5	144,302,464	5,481	0.0000	1.0000	99.84
16.5	136,640,375	4,671	0.0000	1.0000	99.84
17.5	125,787,009	12,261	0.0001	0.9999	99.83
18.5	111,316,678	16,826	0.0002	0.9998	99.82
19.5	96,444,332	1,691	0.0000	1.0000	99.81
20.5	87,773,861	133,584	0.0015	0.9985	99.81
21.5	69,257,467	367	0.0000	1.0000	99.65
22.5	64,898,138	50,812	0.0008	0.9992	99.65
23.5	60,252,713	78	0.0000	1.0000	99.57
24.5	59,229,115	3,198	0.0001	0.9999	99.57
25.5	53,656,585	1,024	0.0000	1.0000	99.57
26.5	48,950,530	19,977	0.0004	0.9996	99.57
27.5	48,185,982	34,098	0.0007	0.9993	99.53
28.5	46,149,283	188	0.0000	1.0000	99.46
29.5	43,954,278	2,018	0.0000	1.0000	99.46
30.5	38,358,262	5,334	0.0001	0.9999	99.45
31.5	35,290,154	4,275	0.0001	0.9999	99.44
32.5	34,089,206	465	0.0000	1.0000	99.43
33.5	34,454,450	9,629	0.0003	0.9997	99.42
34.5	32,705,425	198	0.0000	1.0000	99.40
35.5	32,445,202	3,361	0.0001	0.9999	99.40
36.5	32,511,818	7,271	0.0002	0.9998	99.39
37.5	31,715,236	29,635	0.0009	0.9991	99.36
38.5	30,631,701	2,545	0.0001	0.9999	99.27

AQUA PENNSYLVANIA, INC.

ACCOUNT 331.03 MAINS AND ACCESSORIES - CAST IRON - 12 INCH AND OVER

ORIGINAL LIFE TABLE, CONT.

PLACEMENT BAND 1873-2019

EXPERIENCE BAND 2000-2019

AGE AT BEGIN OF INTERVAL	EXPOSURES AT BEGINNING OF AGE INTERVAL	RETIREMENTS DURING AGE INTERVAL	RETMT RATIO	SURV RATIO	PCT SURV BEGIN OF INTERVAL
39.5	29,344,962	317	0.0000	1.0000	99.26
40.5	27,414,657	55,645	0.0020	0.9980	99.26
41.5	26,603,229	1,564	0.0001	0.9999	99.06
42.5	25,859,749	145,447	0.0056	0.9944	99.05
43.5	25,656,616	44,593	0.0017	0.9983	98.50
44.5	21,076,426	63,949	0.0030	0.9970	98.33
45.5	18,820,831	2,186	0.0001	0.9999	98.03
46.5	19,156,245	5,659	0.0003	0.9997	98.02
47.5	18,352,753	56,007	0.0031	0.9969	97.99
48.5	17,680,131	121,022	0.0068	0.9932	97.69
49.5	17,407,761	5,885	0.0003	0.9997	97.02
50.5	17,305,112	114,619	0.0066	0.9934	96.99
51.5	17,218,285	27,691	0.0016	0.9984	96.34
52.5	16,017,809	205,616	0.0128	0.9872	96.19
53.5	13,899,493	26,754	0.0019	0.9981	94.95
54.5	12,735,543	36,270	0.0028	0.9972	94.77
55.5	11,587,387	66,141	0.0057	0.9943	94.50
56.5	10,864,344	55,528	0.0051	0.9949	93.96
57.5	9,957,856	84,142	0.0084	0.9916	93.48
58.5	9,296,773	91,064	0.0098	0.9902	92.69
59.5	8,794,862	27,796	0.0032	0.9968	91.78
60.5	7,526,324	42,702	0.0057	0.9943	91.49
61.5	6,979,254	87,817	0.0126	0.9874	90.97
62.5	6,765,700	221,035	0.0327	0.9673	89.83
63.5	6,318,787	18,021	0.0029	0.9971	86.90
64.5	6,025,372	104,313	0.0173	0.9827	86.65
65.5	5,111,235	83,458	0.0163	0.9837	85.15
66.5	3,427,193	63,619	0.0186	0.9814	83.76
67.5	2,964,359	202,438	0.0683	0.9317	82.20
68.5	2,468,364	28,492	0.0115	0.9885	76.59
69.5	1,932,420	35,705	0.0185	0.9815	75.70
70.5	1,790,199	79,184	0.0442	0.9558	74.31
71.5	1,469,540	40,247	0.0274	0.9726	71.02
72.5	1,095,785	741	0.0007	0.9993	69.07
73.5	1,654,198	28,532	0.0172	0.9828	69.03
74.5	1,883,980	29,282	0.0155	0.9845	67.84
75.5	2,055,073	5,269	0.0026	0.9974	66.78
76.5	2,225,281	19,975	0.0090	0.9910	66.61
77.5	2,114,122	5,606	0.0027	0.9973	66.01
78.5	2,068,367	1,725	0.0008	0.9992	65.84

AQUA PENNSYLVANIA, INC.

ACCOUNT 331.03 MAINS AND ACCESSORIES - CAST IRON - 12 INCH AND OVER

ORIGINAL LIFE TABLE, CONT.

PLACEMENT BAND 1873-2019			EXPERIENCE BAND 2000-2019			
AGE AT BEGIN OF INTERVAL	EXPOSURES AT BEGINNING OF AGE INTERVAL	RETIREMENTS DURING AGE INTERVAL	RETMT RATIO	SURV RATIO	PCT SURV BEGIN OF INTERVAL	
79.5	2,023,793	8,084	0.0040	0.9960	65.78	
80.5	2,001,335	4,508	0.0023	0.9977	65.52	
81.5	2,163,729	23,890	0.0110	0.9890	65.37	
82.5	2,109,534	9,189	0.0044	0.9956	64.65	
83.5	2,118,410	10,551	0.0050	0.9950	64.37	
84.5	2,068,704	56,759	0.0274	0.9726	64.05	
85.5	2,003,723	49,953	0.0249	0.9751	62.29	
86.5	1,886,755	48,791	0.0259	0.9741	60.74	
87.5	1,818,822	52,182	0.0287	0.9713	59.17	
88.5	1,689,598	155,756	0.0922	0.9078	57.47	
89.5	1,503,850	65,471	0.0435	0.9565	52.17	
90.5	1,680,212	20,935	0.0125	0.9875	49.90	
91.5	1,691,460	45,002	0.0266	0.9734	49.28	
92.5	1,665,276	223,362	0.1341	0.8659	47.97	
93.5	1,253,049	137,783	0.1100	0.8900	41.53	
94.5	1,235,943	89,383	0.0723	0.9277	36.97	
95.5	1,075,887	61,318	0.0570	0.9430	34.29	
96.5	916,016	5,003	0.0055	0.9945	32.34	
97.5	915,892	10,342	0.0113	0.9887	32.16	
98.5	914,729	19,042	0.0208	0.9792	31.80	
99.5	943,445	9,640	0.0102	0.9898	31.14	
100.5	1,145,300	17,483	0.0153	0.9847	30.82	
101.5	1,100,009	163	0.0001	0.9999	30.35	
102.5	1,105,079	1,171	0.0011	0.9989	30.34	
103.5	1,102,816	10	0.0000	1.0000	30.31	
104.5	1,118,434	16,663	0.0149	0.9851	30.31	
105.5	1,104,371	19,229	0.0174	0.9826	29.86	
106.5	1,048,225	50,289	0.0480	0.9520	29.34	
107.5	1,009,966	29,220	0.0289	0.9711	27.93	
108.5	981,311	84,988	0.0866	0.9134	27.12	
109.5	924,071	130,476	0.1412	0.8588	24.78	
110.5	646,585	32,541	0.0503	0.9497	21.28	
111.5	587,861	35,709	0.0607	0.9393	20.21	
112.5	568,804	42,336	0.0744	0.9256	18.98	
113.5	585,671	69,691	0.1190	0.8810	17.57	
114.5	469,198	31,237	0.0666	0.9334	15.48	
115.5	465,414	85,833	0.1844	0.8156	14.45	
116.5	373,701	42,428	0.1135	0.8865	11.78	
117.5	366,898	19,149	0.0522	0.9478	10.44	
118.5	345,810	18,035	0.0522	0.9478	9.90	

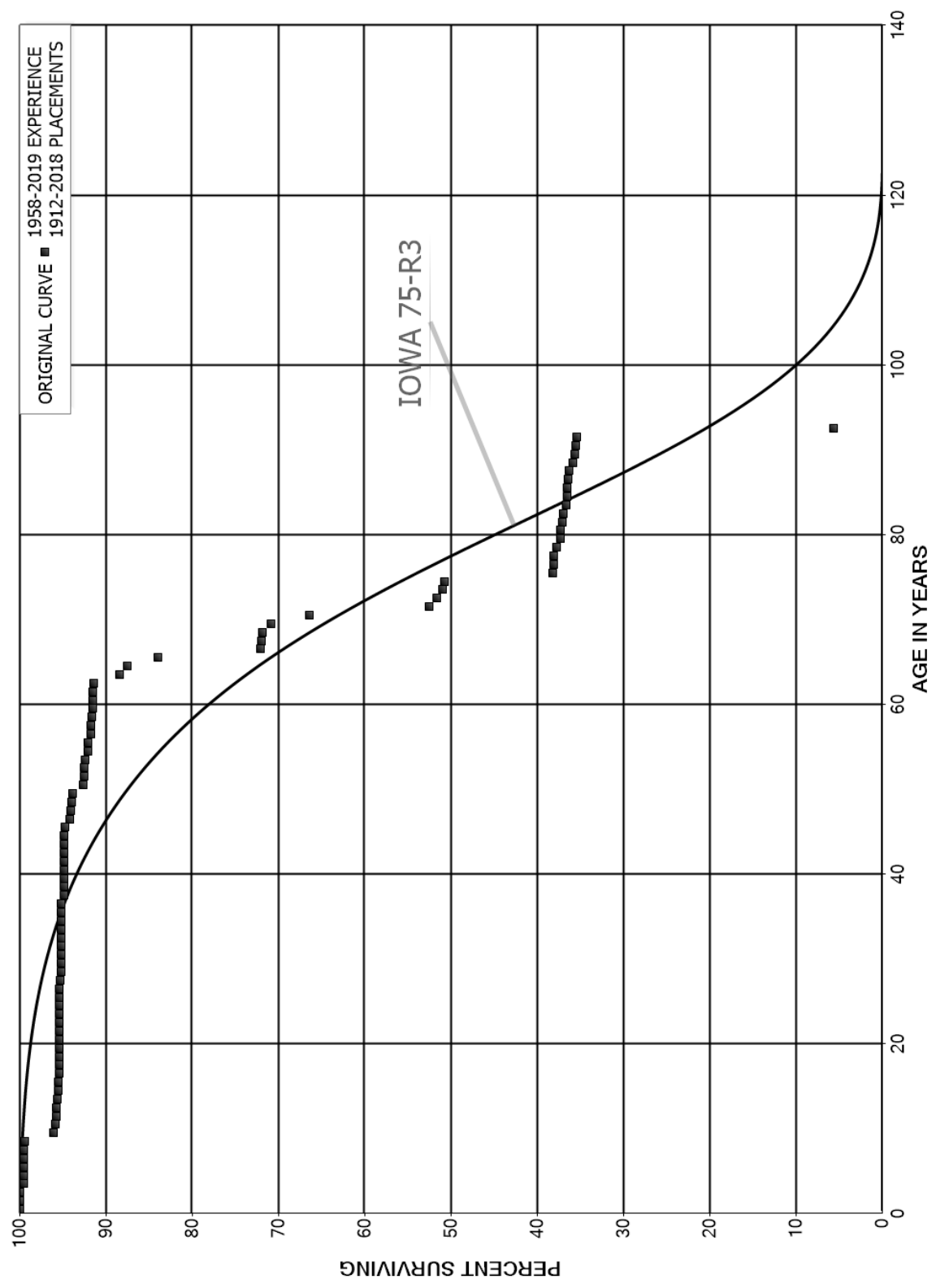
AQUA PENNSYLVANIA, INC.

ACCOUNT 331.03 MAINS AND ACCESSORIES - CAST IRON - 12 INCH AND OVER

ORIGINAL LIFE TABLE, CONT.

PLACEMENT BAND 1873-2019			EXPERIENCE BAND 2000-2019		
AGE AT BEGIN OF INTERVAL	EXPOSURES AT BEGINNING OF AGE INTERVAL	RETIREMENTS DURING AGE INTERVAL	RETMT RATIO	SURV RATIO	PCT SURV BEGIN OF INTERVAL
119.5	315,205	53,174	0.1687	0.8313	9.38
120.5	239,591	7,268	0.0303	0.9697	7.80
121.5	224,562	2,909	0.0130	0.9870	7.56
122.5	218,697	764	0.0035	0.9965	7.47
123.5	215,249	3,845	0.0179	0.9821	7.44
124.5	207,284	11,780	0.0568	0.9432	7.31
125.5	198,647	1,617	0.0081	0.9919	6.89
126.5	201,967	44,341	0.2195	0.7805	6.84
127.5	141,223	8,269	0.0586	0.9414	5.33
128.5	130,673	5,472	0.0419	0.9581	5.02
129.5	124,444	7,086	0.0569	0.9431	4.81
130.5	117,359	6,255	0.0533	0.9467	4.54
131.5	111,104	635	0.0057	0.9943	4.30
132.5	78,261	3,789	0.0484	0.9516	4.27
133.5	32,443	2,980	0.0918	0.9082	4.06
134.5	29,464	8,012	0.2719	0.7281	3.69
135.5	6,446	6,446	1.0000		2.69
136.5					

AQUA PENNSYLVANIA, INC.
 ACCOUNT 331.04 MAINS AND ACCESSORIES - STEEL
 ORIGINAL AND SMOOTH SURVIVOR CURVES



AQUA PENNSYLVANIA, INC.

ACCOUNT 331.04 MAINS AND ACCESSORIES - STEEL

ORIGINAL LIFE TABLE

PLACEMENT BAND 1912-2018

EXPERIENCE BAND 1958-2019

AGE AT BEGIN OF INTERVAL	EXPOSURES AT BEGINNING OF AGE INTERVAL	RETIREMENTS DURING AGE INTERVAL	RETMT RATIO	SURV RATIO	PCT SURV BEGIN OF INTERVAL
0.0	3,872,166		0.0000	1.0000	100.00
0.5	3,876,730	670	0.0002	0.9998	100.00
1.5	3,375,312		0.0000	1.0000	99.98
2.5	3,788,251	16,820	0.0044	0.9956	99.98
3.5	3,757,455	407	0.0001	0.9999	99.54
4.5	6,363,266		0.0000	1.0000	99.53
5.5	6,308,791		0.0000	1.0000	99.53
6.5	6,082,520		0.0000	1.0000	99.53
7.5	5,954,826	6,528	0.0011	0.9989	99.53
8.5	6,048,416	202,105	0.0334	0.9666	99.42
9.5	5,970,277	19,022	0.0032	0.9968	96.10
10.5	6,486,662	1,498	0.0002	0.9998	95.79
11.5	6,489,110	3,574	0.0006	0.9994	95.77
12.5	6,493,102	4,973	0.0008	0.9992	95.72
13.5	6,453,845	6,178	0.0010	0.9990	95.64
14.5	6,655,312	4,252	0.0006	0.9994	95.55
15.5	6,310,747	3,044	0.0005	0.9995	95.49
16.5	6,202,158		0.0000	1.0000	95.44
17.5	6,099,774		0.0000	1.0000	95.44
18.5	6,087,675	1,357	0.0002	0.9998	95.44
19.5	6,078,253	723	0.0001	0.9999	95.42
20.5	6,075,448	2,129	0.0004	0.9996	95.41
21.5	6,073,488	169	0.0000	1.0000	95.38
22.5	6,047,466		0.0000	1.0000	95.38
23.5	6,047,466	563	0.0001	0.9999	95.38
24.5	6,047,016		0.0000	1.0000	95.37
25.5	6,047,199		0.0000	1.0000	95.37
26.5	6,030,183	3,032	0.0005	0.9995	95.37
27.5	5,794,187	10,105	0.0017	0.9983	95.32
28.5	5,784,493		0.0000	1.0000	95.15
29.5	5,784,631		0.0000	1.0000	95.15
30.5	5,784,637		0.0000	1.0000	95.15
31.5	6,136,605		0.0000	1.0000	95.15
32.5	6,136,654		0.0000	1.0000	95.15
33.5	6,129,027		0.0000	1.0000	95.15
34.5	6,006,980		0.0000	1.0000	95.15
35.5	6,002,452		0.0000	1.0000	95.15
36.5	5,847,246	21,228	0.0036	0.9964	95.15
37.5	5,826,018		0.0000	1.0000	94.81
38.5	5,784,072		0.0000	1.0000	94.81

AQUA PENNSYLVANIA, INC.

ACCOUNT 331.04 MAINS AND ACCESSORIES - STEEL

ORIGINAL LIFE TABLE, CONT.

PLACEMENT BAND 1912-2018			EXPERIENCE BAND 1958-2019			
AGE AT BEGIN OF INTERVAL	EXPOSURES AT BEGINNING OF AGE INTERVAL	RETIREMENTS DURING AGE INTERVAL	RETMT RATIO	SURV RATIO	PCT SURV BEGIN OF INTERVAL	
39.5	5,807,938	21	0.0000	1.0000	94.81	
40.5	5,769,696	14	0.0000	1.0000	94.81	
41.5	5,788,052		0.0000	1.0000	94.81	
42.5	5,811,852	5	0.0000	1.0000	94.81	
43.5	5,810,003		0.0000	1.0000	94.81	
44.5	5,759,967	5,708	0.0010	0.9990	94.81	
45.5	5,743,030	31,021	0.0054	0.9946	94.71	
46.5	5,666,435	7,865	0.0014	0.9986	94.20	
47.5	5,630,366	10,077	0.0018	0.9982	94.07	
48.5	5,607,187	3,471	0.0006	0.9994	93.90	
49.5	5,591,182	71,784	0.0128	0.9872	93.84	
50.5	4,557,387	5,261	0.0012	0.9988	92.64	
51.5	4,525,069	1,649	0.0004	0.9996	92.53	
52.5	4,523,384	3,546	0.0008	0.9992	92.50	
53.5	4,509,324	16,719	0.0037	0.9963	92.43	
54.5	4,426,438	2,003	0.0005	0.9995	92.08	
55.5	4,421,454	12,987	0.0029	0.9971	92.04	
56.5	4,343,099	2,672	0.0006	0.9994	91.77	
57.5	4,326,342	7,150	0.0017	0.9983	91.71	
58.5	4,284,179	3,338	0.0008	0.9992	91.56	
59.5	4,295,034	765	0.0002	0.9998	91.49	
60.5	4,297,790	714	0.0002	0.9998	91.47	
61.5	4,297,470	1,586	0.0004	0.9996	91.46	
62.5	4,291,511	141,930	0.0331	0.9669	91.43	
63.5	4,074,169	39,104	0.0096	0.9904	88.40	
64.5	3,787,803	157,033	0.0415	0.9585	87.55	
65.5	3,547,523	499,756	0.1409	0.8591	83.92	
66.5	996,025	2,336	0.0023	0.9977	72.10	
67.5	1,001,895	1,799	0.0018	0.9982	71.93	
68.5	1,003,761	14,004	0.0140	0.9860	71.80	
69.5	985,216	61,284	0.0622	0.9378	70.80	
70.5	907,539	189,424	0.2087	0.7913	66.40	
71.5	716,680	11,878	0.0166	0.9834	52.54	
72.5	482,414	6,912	0.0143	0.9857	51.67	
73.5	476,864	2,158	0.0045	0.9955	50.93	
74.5	471,980	116,107	0.2460	0.7540	50.70	
75.5	357,382	1,089	0.0030	0.9970	38.23	
76.5	341,064	662	0.0019	0.9981	38.11	
77.5	340,766	2,704	0.0079	0.9921	38.04	
78.5	342,357	3,720	0.0109	0.9891	37.73	

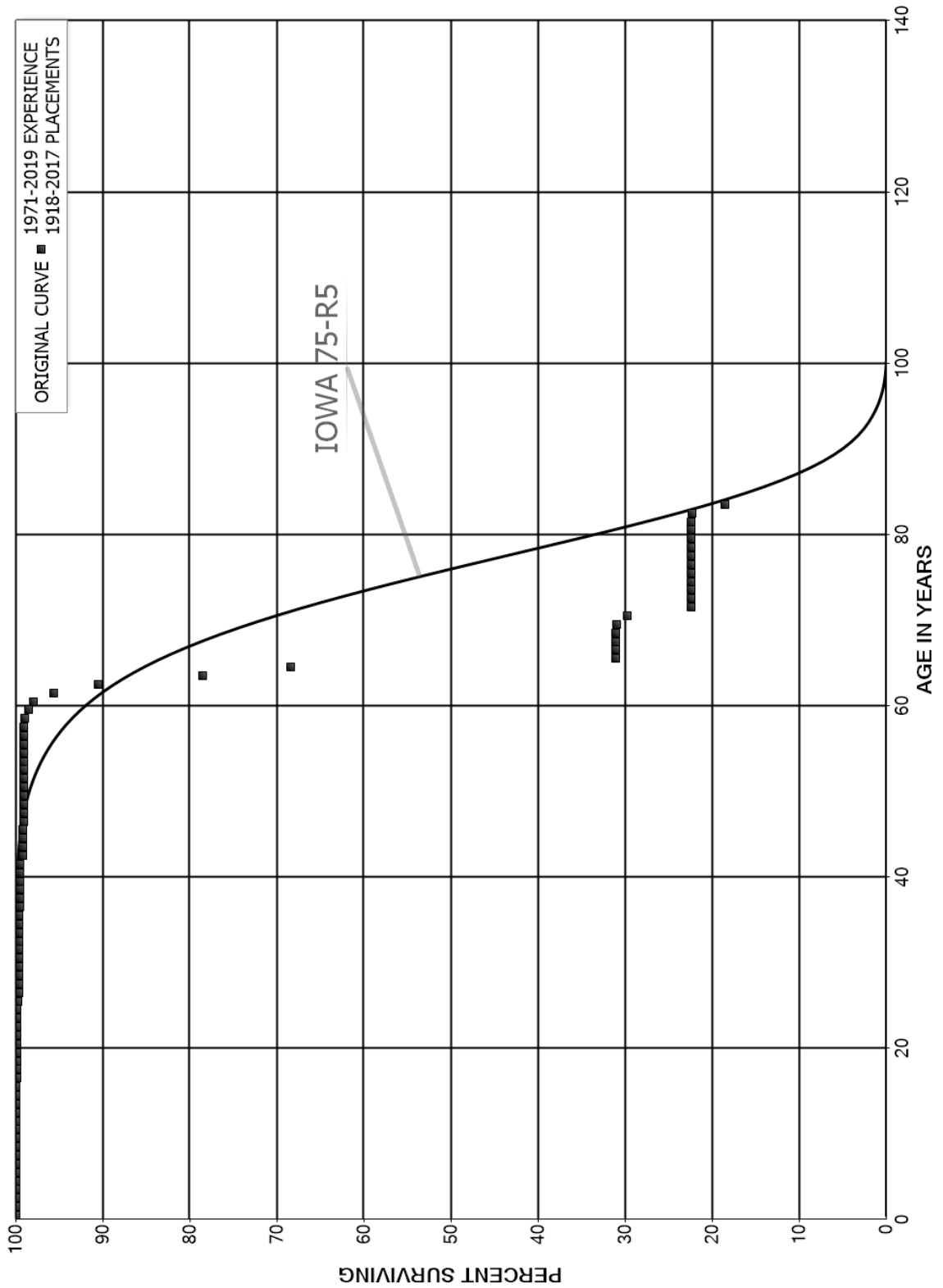
AQUA PENNSYLVANIA, INC.

ACCOUNT 331.04 MAINS AND ACCESSORIES - STEEL

ORIGINAL LIFE TABLE, CONT.

PLACEMENT BAND 1912-2018			EXPERIENCE BAND 1958-2019		
AGE AT BEGIN OF INTERVAL	EXPOSURES AT BEGINNING OF AGE INTERVAL	RETIREMENTS DURING AGE INTERVAL	RETMT RATIO	SURV RATIO	PCT SURV BEGIN OF INTERVAL
79.5	337,502	810	0.0024	0.9976	37.32
80.5	337,456	1,343	0.0040	0.9960	37.23
81.5	337,110	1,290	0.0038	0.9962	37.09
82.5	337,667	2,594	0.0077	0.9923	36.94
83.5	336,303	1,046	0.0031	0.9969	36.66
84.5	335,869	351	0.0010	0.9990	36.55
85.5	336,952	963	0.0029	0.9971	36.51
86.5	337,980	886	0.0026	0.9974	36.40
87.5	341,834	4,575	0.0134	0.9866	36.31
88.5	342,871	1,797	0.0052	0.9948	35.82
89.5	346,001	1,042	0.0030	0.9970	35.63
90.5	345,020	1,354	0.0039	0.9961	35.53
91.5	344,482	289,641	0.8408	0.1592	35.39
92.5	55,822	22,169	0.3971	0.6029	5.63
93.5	15,369	2,626	0.1709	0.8291	3.40
94.5	13,240	3,757	0.2838	0.7162	2.82
95.5	9,274	164	0.0177	0.9823	2.02
96.5	28,265	641	0.0227	0.9773	1.98
97.5	27,595	5,404	0.1958	0.8042	1.94
98.5	21,900	472	0.0216	0.9784	1.56
99.5	21,128	267	0.0126	0.9874	1.52
100.5	20,817	95	0.0045	0.9955	1.50
101.5	20,650	426	0.0206	0.9794	1.50
102.5	20,224	41	0.0020	0.9980	1.47
103.5	20,183	221	0.0109	0.9891	1.46
104.5	19,963	193	0.0096	0.9904	1.45
105.5	19,770	16,104	0.8146	0.1854	1.43
106.5	3,666	243	0.0662	0.9338	0.27
107.5					0.25

AQUA PENNSYLVANIA, INC.
 ACCOUNT 331.05 MAINS AND ACCESSORIES - LOCK JOINT
 ORIGINAL AND SMOOTH SURVIVOR CURVES



AQUA PENNSYLVANIA, INC.

ACCOUNT 331.05 MAINS AND ACCESSORIES - LOCK JOINT

ORIGINAL LIFE TABLE

PLACEMENT BAND 1918-2017

EXPERIENCE BAND 1971-2019

AGE AT BEGIN OF INTERVAL	EXPOSURES AT BEGINNING OF AGE INTERVAL	RETIREMENTS DURING AGE INTERVAL	RETMT RATIO	SURV RATIO	PCT SURV BEGIN OF INTERVAL
0.0	1,121,793		0.0000	1.0000	100.00
0.5	1,121,793		0.0000	1.0000	100.00
1.5	1,121,793		0.0000	1.0000	100.00
2.5	932,362	880	0.0009	0.9991	100.00
3.5	964,309		0.0000	1.0000	99.91
4.5	964,309		0.0000	1.0000	99.91
5.5	973,287		0.0000	1.0000	99.91
6.5	973,337		0.0000	1.0000	99.91
7.5	973,337		0.0000	1.0000	99.91
8.5	973,337		0.0000	1.0000	99.91
9.5	1,001,236		0.0000	1.0000	99.91
10.5	1,678,036		0.0000	1.0000	99.91
11.5	1,915,766		0.0000	1.0000	99.91
12.5	3,606,222		0.0000	1.0000	99.91
13.5	4,494,447		0.0000	1.0000	99.91
14.5	5,110,718		0.0000	1.0000	99.91
15.5	5,514,764	900	0.0002	0.9998	99.91
16.5	5,997,526		0.0000	1.0000	99.89
17.5	5,997,526		0.0000	1.0000	99.89
18.5	5,997,526		0.0000	1.0000	99.89
19.5	5,960,770		0.0000	1.0000	99.89
20.5	5,960,932		0.0000	1.0000	99.89
21.5	5,961,056		0.0000	1.0000	99.89
22.5	5,985,266		0.0000	1.0000	99.89
23.5	5,985,266		0.0000	1.0000	99.89
24.5	5,985,266	8,389	0.0014	0.9986	99.89
25.5	5,976,877	8,223	0.0014	0.9986	99.75
26.5	5,968,655		0.0000	1.0000	99.61
27.5	5,968,655		0.0000	1.0000	99.61
28.5	5,968,655		0.0000	1.0000	99.61
29.5	5,968,655	934	0.0002	0.9998	99.61
30.5	5,852,883		0.0000	1.0000	99.60
31.5	5,852,883		0.0000	1.0000	99.60
32.5	5,852,883		0.0000	1.0000	99.60
33.5	5,852,883		0.0000	1.0000	99.60
34.5	5,852,883		0.0000	1.0000	99.60
35.5	5,852,883	2,392	0.0004	0.9996	99.60
36.5	5,724,363		0.0000	1.0000	99.56
37.5	5,724,363	934	0.0002	0.9998	99.56
38.5	5,651,517		0.0000	1.0000	99.54

AQUA PENNSYLVANIA, INC.

ACCOUNT 331.05 MAINS AND ACCESSORIES - LOCK JOINT

ORIGINAL LIFE TABLE, CONT.

PLACEMENT BAND 1918-2017			EXPERIENCE BAND 1971-2019		
AGE AT BEGIN OF INTERVAL	EXPOSURES AT BEGINNING OF AGE INTERVAL	RETIREMENTS DURING AGE INTERVAL	RETMT RATIO	SURV RATIO	PCT SURV BEGIN OF INTERVAL
39.5	5,651,559		0.0000	1.0000	99.54
40.5	5,651,559		0.0000	1.0000	99.54
41.5	5,651,559	20,527	0.0036	0.9964	99.54
42.5	5,358,478		0.0000	1.0000	99.18
43.5	5,358,478		0.0000	1.0000	99.18
44.5	5,413,124		0.0000	1.0000	99.18
45.5	5,413,124	5,286	0.0010	0.9990	99.18
46.5	5,091,561		0.0000	1.0000	99.08
47.5	5,091,561		0.0000	1.0000	99.08
48.5	5,091,561		0.0000	1.0000	99.08
49.5	5,091,561		0.0000	1.0000	99.08
50.5	5,091,561		0.0000	1.0000	99.08
51.5	5,091,561	2,367	0.0005	0.9995	99.08
52.5	5,058,994		0.0000	1.0000	99.04
53.5	5,058,994	982	0.0002	0.9998	99.04
54.5	5,050,017		0.0000	1.0000	99.02
55.5	5,050,017		0.0000	1.0000	99.02
56.5	5,050,017		0.0000	1.0000	99.02
57.5	5,050,017	1,491	0.0003	0.9997	99.02
58.5	5,022,118	25,986	0.0052	0.9948	98.99
59.5	4,345,318	20,896	0.0048	0.9952	98.47
60.5	4,104,497	98,305	0.0240	0.9760	98.00
61.5	2,426,480	131,099	0.0540	0.9460	95.65
62.5	1,545,518	204,647	0.1324	0.8676	90.49
63.5	929,247	119,509	0.1286	0.8714	78.50
64.5	562,858	307,320	0.5460	0.4540	68.41
65.5	79,196	25	0.0003	0.9997	31.06
66.5	79,171		0.0000	1.0000	31.05
67.5	79,171		0.0000	1.0000	31.05
68.5	79,171	185	0.0023	0.9977	31.05
69.5	78,965	3,267	0.0414	0.9586	30.97
70.5	75,683	18,740	0.2476	0.7524	29.69
71.5	54,656		0.0000	1.0000	22.34
72.5	54,656		0.0000	1.0000	22.34
73.5	54,656		0.0000	1.0000	22.34
74.5	54,656		0.0000	1.0000	22.34
75.5	54,656		0.0000	1.0000	22.34
76.5	54,656		0.0000	1.0000	22.34
77.5	54,656		0.0000	1.0000	22.34
78.5	54,656		0.0000	1.0000	22.34

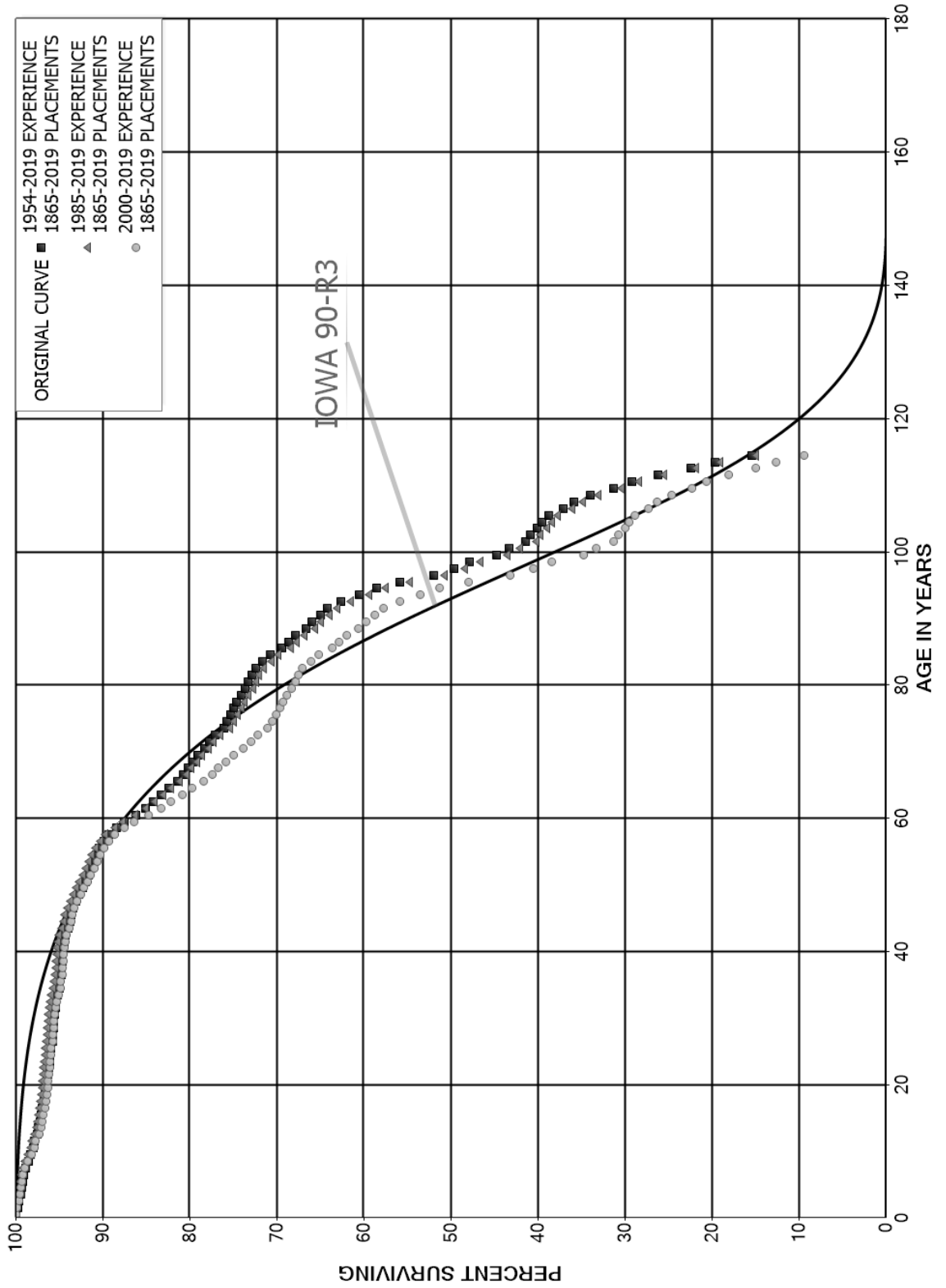
AQUA PENNSYLVANIA, INC.

ACCOUNT 331.05 MAINS AND ACCESSORIES - LOCK JOINT

ORIGINAL LIFE TABLE, CONT.

PLACEMENT BAND 1918-2017			EXPERIENCE BAND 1971-2019		
AGE AT BEGIN OF INTERVAL	EXPOSURES AT BEGINNING OF AGE INTERVAL	RETIREMENTS DURING AGE INTERVAL	RETMT RATIO	SURV RATIO	PCT SURV BEGIN OF INTERVAL
79.5	54,656		0.0000	1.0000	22.34
80.5	54,656		0.0000	1.0000	22.34
81.5	54,656	11	0.0002	0.9998	22.34
82.5	54,645	9,297	0.1701	0.8299	22.34
83.5	45,349		0.0000	1.0000	18.54
84.5	45,349		0.0000	1.0000	18.54
85.5	45,349		0.0000	1.0000	18.54
86.5	45,349		0.0000	1.0000	18.54
87.5	45,349		0.0000	1.0000	18.54
88.5	45,349		0.0000	1.0000	18.54
89.5	45,349		0.0000	1.0000	18.54
90.5	45,349		0.0000	1.0000	18.54
91.5	45,349	2,158	0.0476	0.9524	18.54
92.5	43,190	36,993	0.8565	0.1435	17.65
93.5					2.53

AQUA PENNSYLVANIA, INC.
 ACCOUNT 331.06 MAINS AND ACCESSORIES - VALVES
 ORIGINAL AND SMOOTH SURVIVOR CURVES



AQUA PENNSYLVANIA, INC.

ACCOUNT 331.06 MAINS AND ACCESSORIES - VALVES

ORIGINAL LIFE TABLE

PLACEMENT BAND 1865-2019

EXPERIENCE BAND 1954-2019

AGE AT BEGIN OF INTERVAL	EXPOSURES AT BEGINNING OF AGE INTERVAL	RETIREMENTS DURING AGE INTERVAL	RETMT RATIO	SURV RATIO	PCT SURV BEGIN OF INTERVAL
0.0	68,653,216	5,375	0.0001	0.9999	100.00
0.5	63,297,803	144,313	0.0023	0.9977	99.99
1.5	55,795,840	94,584	0.0017	0.9983	99.76
2.5	49,814,612	94,792	0.0019	0.9981	99.60
3.5	45,717,989	54,950	0.0012	0.9988	99.41
4.5	40,719,805	46,662	0.0011	0.9989	99.29
5.5	37,519,592	45,659	0.0012	0.9988	99.17
6.5	35,070,468	66,868	0.0019	0.9981	99.05
7.5	30,998,693	95,515	0.0031	0.9969	98.86
8.5	28,053,221	76,984	0.0027	0.9973	98.56
9.5	24,545,478	82,046	0.0033	0.9967	98.29
10.5	23,585,548	31,050	0.0013	0.9987	97.96
11.5	22,362,356	74,379	0.0033	0.9967	97.83
12.5	21,142,537	33,964	0.0016	0.9984	97.50
13.5	19,769,243	25,653	0.0013	0.9987	97.35
14.5	19,297,090	28,558	0.0015	0.9985	97.22
15.5	18,368,134	25,363	0.0014	0.9986	97.08
16.5	18,148,491	35,453	0.0020	0.9980	96.94
17.5	16,994,459	17,735	0.0010	0.9990	96.75
18.5	16,356,587	21,774	0.0013	0.9987	96.65
19.5	15,452,903	21,284	0.0014	0.9986	96.52
20.5	14,448,094	14,018	0.0010	0.9990	96.39
21.5	13,771,524	13,511	0.0010	0.9990	96.30
22.5	12,869,692	11,404	0.0009	0.9991	96.20
23.5	12,214,043	11,601	0.0009	0.9991	96.12
24.5	11,430,731	14,845	0.0013	0.9987	96.03
25.5	10,542,088	16,972	0.0016	0.9984	95.90
26.5	10,006,647	6,775	0.0007	0.9993	95.75
27.5	9,857,176	7,365	0.0007	0.9993	95.68
28.5	9,419,208	4,830	0.0005	0.9995	95.61
29.5	8,863,730	4,497	0.0005	0.9995	95.56
30.5	8,544,382	7,503	0.0009	0.9991	95.51
31.5	8,148,185	7,532	0.0009	0.9991	95.43
32.5	7,758,042	12,091	0.0016	0.9984	95.34
33.5	7,371,444	17,650	0.0024	0.9976	95.19
34.5	6,929,737	4,016	0.0006	0.9994	94.97
35.5	6,609,721	10,666	0.0016	0.9984	94.91
36.5	6,298,496	4,214	0.0007	0.9993	94.76
37.5	5,968,129	4,338	0.0007	0.9993	94.69
38.5	5,764,240	3,265	0.0006	0.9994	94.63

AQUA PENNSYLVANIA, INC.

ACCOUNT 331.06 MAINS AND ACCESSORIES - VALVES

ORIGINAL LIFE TABLE, CONT.

PLACEMENT BAND 1865-2019

EXPERIENCE BAND 1954-2019

AGE AT BEGIN OF INTERVAL	EXPOSURES AT BEGINNING OF AGE INTERVAL	RETIREMENTS DURING AGE INTERVAL	RETMT RATIO	SURV RATIO	PCT SURV BEGIN OF INTERVAL
39.5	5,584,619	6,103	0.0011	0.9989	94.57
40.5	5,310,016	5,511	0.0010	0.9990	94.47
41.5	4,982,490	5,736	0.0012	0.9988	94.37
42.5	4,797,355	16,249	0.0034	0.9966	94.26
43.5	4,715,811	9,573	0.0020	0.9980	93.94
44.5	4,562,407	7,108	0.0016	0.9984	93.75
45.5	4,381,702	11,893	0.0027	0.9973	93.61
46.5	4,199,444	13,385	0.0032	0.9968	93.35
47.5	3,990,483	14,704	0.0037	0.9963	93.05
48.5	3,811,702	15,894	0.0042	0.9958	92.71
49.5	3,680,643	13,904	0.0038	0.9962	92.32
50.5	3,522,902	12,478	0.0035	0.9965	91.98
51.5	3,375,439	12,375	0.0037	0.9963	91.65
52.5	3,220,543	12,030	0.0037	0.9963	91.31
53.5	3,047,085	9,077	0.0030	0.9970	90.97
54.5	2,874,529	11,271	0.0039	0.9961	90.70
55.5	2,744,016	15,126	0.0055	0.9945	90.35
56.5	2,570,169	15,258	0.0059	0.9941	89.85
57.5	2,382,408	24,700	0.0104	0.9896	89.31
58.5	2,249,025	22,295	0.0099	0.9901	88.39
59.5	2,072,779	31,175	0.0150	0.9850	87.51
60.5	1,880,872	23,925	0.0127	0.9873	86.20
61.5	1,739,055	17,929	0.0103	0.9897	85.10
62.5	1,630,748	18,244	0.0112	0.9888	84.22
63.5	1,508,062	15,597	0.0103	0.9897	83.28
64.5	1,401,410	16,779	0.0120	0.9880	82.42
65.5	1,269,911	10,684	0.0084	0.9916	81.43
66.5	1,094,071	7,726	0.0071	0.9929	80.75
67.5	1,009,559	7,536	0.0075	0.9925	80.18
68.5	900,920	6,331	0.0070	0.9930	79.58
69.5	789,854	6,980	0.0088	0.9912	79.02
70.5	727,184	5,323	0.0073	0.9927	78.32
71.5	663,221	5,877	0.0089	0.9911	77.75
72.5	586,626	7,257	0.0124	0.9876	77.06
73.5	572,935	3,243	0.0057	0.9943	76.11
74.5	563,413	2,625	0.0047	0.9953	75.67
75.5	555,650	2,930	0.0053	0.9947	75.32
76.5	538,197	2,617	0.0049	0.9951	74.93
77.5	527,950	3,125	0.0059	0.9941	74.56
78.5	515,433	3,250	0.0063	0.9937	74.12

AQUA PENNSYLVANIA, INC.

ACCOUNT 331.06 MAINS AND ACCESSORIES - VALVES

ORIGINAL LIFE TABLE, CONT.

PLACEMENT BAND 1865-2019

EXPERIENCE BAND 1954-2019

AGE AT BEGIN OF INTERVAL	EXPOSURES AT BEGINNING OF AGE INTERVAL	RETIREMENTS DURING AGE INTERVAL	RETMT RATIO	SURV RATIO	PCT SURV BEGIN OF INTERVAL
79.5	499,548	2,784	0.0056	0.9944	73.65
80.5	482,447	2,428	0.0050	0.9950	73.24
81.5	474,787	3,128	0.0066	0.9934	72.87
82.5	460,798	5,271	0.0114	0.9886	72.39
83.5	448,593	5,417	0.0121	0.9879	71.56
84.5	436,510	8,256	0.0189	0.9811	70.70
85.5	425,366	4,552	0.0107	0.9893	69.36
86.5	414,765	4,716	0.0114	0.9886	68.62
87.5	404,854	7,055	0.0174	0.9826	67.84
88.5	376,560	4,228	0.0112	0.9888	66.66
89.5	357,648	4,918	0.0138	0.9862	65.91
90.5	342,785	4,584	0.0134	0.9866	65.00
91.5	321,171	7,795	0.0243	0.9757	64.13
92.5	289,757	9,655	0.0333	0.9667	62.58
93.5	218,605	6,994	0.0320	0.9680	60.49
94.5	176,163	8,211	0.0466	0.9534	58.56
95.5	152,542	10,668	0.0699	0.9301	55.83
96.5	129,864	5,757	0.0443	0.9557	51.92
97.5	119,954	4,261	0.0355	0.9645	49.62
98.5	113,377	7,499	0.0661	0.9339	47.86
99.5	105,413	3,367	0.0319	0.9681	44.69
100.5	102,865	4,577	0.0445	0.9555	43.27
101.5	98,498	1,137	0.0115	0.9885	41.34
102.5	99,794	2,008	0.0201	0.9799	40.86
103.5	99,674	1,411	0.0142	0.9858	40.04
104.5	98,256	1,743	0.0177	0.9823	39.47
105.5	96,478	4,253	0.0441	0.9559	38.77
106.5	91,373	3,039	0.0333	0.9667	37.06
107.5	88,316	4,574	0.0518	0.9482	35.83
108.5	83,338	6,700	0.0804	0.9196	33.98
109.5	76,437	5,067	0.0663	0.9337	31.24
110.5	68,201	6,886	0.1010	0.8990	29.17
111.5	58,255	8,419	0.1445	0.8555	26.23
112.5	47,312	6,017	0.1272	0.8728	22.44
113.5	37,179	8,043	0.2163	0.7837	19.58
114.5	28,163	3,598	0.1278	0.8722	15.35
115.5	23,884	2,829	0.1185	0.8815	13.39
116.5	20,051	1,768	0.0882	0.9118	11.80
117.5	18,262	1,152	0.0631	0.9369	10.76
118.5	16,945	683	0.0403	0.9597	10.08

AQUA PENNSYLVANIA, INC.

ACCOUNT 331.06 MAINS AND ACCESSORIES - VALVES

ORIGINAL LIFE TABLE, CONT.

PLACEMENT BAND 1865-2019			EXPERIENCE BAND 1954-2019			
AGE AT BEGIN OF INTERVAL	EXPOSURES AT BEGINNING OF AGE INTERVAL	RETIREMENTS DURING AGE INTERVAL	RETMT RATIO	SURV RATIO	PCT SURV BEGIN OF INTERVAL	
119.5	16,048	567	0.0353	0.9647	9.67	
120.5	15,349	388	0.0253	0.9747	9.33	
121.5	14,845	2,071	0.1395	0.8605	9.10	
122.5	12,395	2,646	0.2135	0.7865	7.83	
123.5	9,513	748	0.0786	0.9214	6.16	
124.5	8,098	1,280	0.1581	0.8419	5.67	
125.5	6,381	527	0.0826	0.9174	4.78	
126.5	5,811	311	0.0536	0.9464	4.38	
127.5	5,164	443	0.0858	0.9142	4.15	
128.5	4,478	1,165	0.2601	0.7399	3.79	
129.5	3,294	402	0.1221	0.8779	2.81	
130.5	2,744	1,361	0.4960	0.5040	2.46	
131.5	1,383	698	0.5047	0.4953	1.24	
132.5	685	561	0.8190	0.1810	0.61	
133.5	124	124	1.0000		0.11	
134.5						
135.5						
136.5						
137.5						
138.5						
139.5						
140.5						
141.5						
142.5	32		0.0000			
143.5	32	32	1.0000			
144.5						

AQUA PENNSYLVANIA, INC.

ACCOUNT 331.06 MAINS AND ACCESSORIES - VALVES

ORIGINAL LIFE TABLE

PLACEMENT BAND 1865-2019

EXPERIENCE BAND 1985-2019

AGE AT BEGIN OF INTERVAL	EXPOSURES AT BEGINNING OF AGE INTERVAL	RETIREMENTS DURING AGE INTERVAL	RETMT RATIO	SURV RATIO	PCT SURV BEGIN OF INTERVAL
0.0	63,452,236	5,375	0.0001	0.9999	100.00
0.5	58,205,621	100,567	0.0017	0.9983	99.99
1.5	50,896,835	56,631	0.0011	0.9989	99.82
2.5	45,051,358	76,296	0.0017	0.9983	99.71
3.5	41,000,996	39,326	0.0010	0.9990	99.54
4.5	36,114,567	34,704	0.0010	0.9990	99.44
5.5	33,102,345	34,825	0.0011	0.9989	99.35
6.5	30,859,878	58,347	0.0019	0.9981	99.24
7.5	26,907,102	74,748	0.0028	0.9972	99.06
8.5	24,054,360	71,499	0.0030	0.9970	98.78
9.5	20,681,003	70,669	0.0034	0.9966	98.49
10.5	19,861,629	23,262	0.0012	0.9988	98.15
11.5	18,771,083	57,864	0.0031	0.9969	98.04
12.5	17,715,148	31,702	0.0018	0.9982	97.73
13.5	16,440,487	20,192	0.0012	0.9988	97.56
14.5	16,049,339	23,841	0.0015	0.9985	97.44
15.5	15,245,635	19,132	0.0013	0.9987	97.29
16.5	15,149,899	19,826	0.0013	0.9987	97.17
17.5	14,150,525	10,363	0.0007	0.9993	97.04
18.5	13,682,888	13,502	0.0010	0.9990	96.97
19.5	12,931,750	9,305	0.0007	0.9993	96.88
20.5	12,068,465	6,120	0.0005	0.9995	96.81
21.5	11,559,956	10,603	0.0009	0.9991	96.76
22.5	10,807,060	8,731	0.0008	0.9992	96.67
23.5	10,256,469	4,654	0.0005	0.9995	96.59
24.5	9,617,871	8,537	0.0009	0.9991	96.55
25.5	8,893,083	11,259	0.0013	0.9987	96.46
26.5	8,465,104	5,006	0.0006	0.9994	96.34
27.5	8,354,715	4,224	0.0005	0.9995	96.28
28.5	7,997,154	3,979	0.0005	0.9995	96.23
29.5	7,523,881	3,981	0.0005	0.9995	96.19
30.5	7,309,396	7,114	0.0010	0.9990	96.14
31.5	7,086,576	4,048	0.0006	0.9994	96.04
32.5	6,782,455	11,398	0.0017	0.9983	95.99
33.5	6,516,849	15,526	0.0024	0.9976	95.83
34.5	6,195,683	3,010	0.0005	0.9995	95.60
35.5	5,941,806	10,039	0.0017	0.9983	95.55
36.5	5,701,362	3,447	0.0006	0.9994	95.39
37.5	5,450,225	3,836	0.0007	0.9993	95.33
38.5	5,256,845	2,797	0.0005	0.9995	95.27

AQUA PENNSYLVANIA, INC.

ACCOUNT 331.06 MAINS AND ACCESSORIES - VALVES

ORIGINAL LIFE TABLE, CONT.

PLACEMENT BAND 1865-2019

EXPERIENCE BAND 1985-2019

AGE AT BEGIN OF INTERVAL	EXPOSURES AT BEGINNING OF AGE INTERVAL	RETIREMENTS DURING AGE INTERVAL	RETMT RATIO	SURV RATIO	PCT SURV BEGIN OF INTERVAL
39.5	5,082,307	4,784	0.0009	0.9991	95.21
40.5	4,813,229	4,551	0.0009	0.9991	95.12
41.5	4,501,464	5,424	0.0012	0.9988	95.04
42.5	4,324,394	15,466	0.0036	0.9964	94.92
43.5	4,254,401	9,267	0.0022	0.9978	94.58
44.5	4,111,354	6,162	0.0015	0.9985	94.38
45.5	3,945,102	10,477	0.0027	0.9973	94.23
46.5	3,768,543	12,749	0.0034	0.9966	93.98
47.5	3,568,266	12,795	0.0036	0.9964	93.67
48.5	3,391,218	14,495	0.0043	0.9957	93.33
49.5	3,257,408	12,871	0.0040	0.9960	92.93
50.5	3,101,258	11,735	0.0038	0.9962	92.56
51.5	2,957,970	12,089	0.0041	0.9959	92.21
52.5	2,806,387	11,419	0.0041	0.9959	91.84
53.5	2,655,187	8,666	0.0033	0.9967	91.46
54.5	2,494,699	10,865	0.0044	0.9956	91.16
55.5	2,380,883	14,885	0.0063	0.9937	90.77
56.5	2,225,231	14,716	0.0066	0.9934	90.20
57.5	2,063,925	24,376	0.0118	0.9882	89.60
58.5	2,003,018	21,856	0.0109	0.9891	88.54
59.5	1,873,197	30,702	0.0164	0.9836	87.58
60.5	1,708,257	23,651	0.0138	0.9862	86.14
61.5	1,591,555	17,796	0.0112	0.9888	84.95
62.5	1,496,717	18,126	0.0121	0.9879	84.00
63.5	1,381,788	15,063	0.0109	0.9891	82.98
64.5	1,282,588	16,545	0.0129	0.9871	82.08
65.5	1,154,276	10,309	0.0089	0.9911	81.02
66.5	988,764	6,864	0.0069	0.9931	80.30
67.5	905,752	7,180	0.0079	0.9921	79.74
68.5	800,097	5,983	0.0075	0.9925	79.11
69.5	690,910	6,605	0.0096	0.9904	78.52
70.5	629,396	4,954	0.0079	0.9921	77.76
71.5	567,177	5,755	0.0101	0.9899	77.15
72.5	492,214	7,085	0.0144	0.9856	76.37
73.5	481,065	2,873	0.0060	0.9940	75.27
74.5	475,328	2,556	0.0054	0.9946	74.82
75.5	475,575	2,701	0.0057	0.9943	74.42
76.5	463,834	2,331	0.0050	0.9950	74.00
77.5	460,534	2,864	0.0062	0.9938	73.62
78.5	454,725	3,103	0.0068	0.9932	73.17

AQUA PENNSYLVANIA, INC.

ACCOUNT 331.06 MAINS AND ACCESSORIES - VALVES

ORIGINAL LIFE TABLE, CONT.

PLACEMENT BAND 1865-2019

EXPERIENCE BAND 1985-2019

AGE AT BEGIN OF INTERVAL	EXPOSURES AT BEGINNING OF AGE INTERVAL	RETIREMENTS DURING AGE INTERVAL	RETMT RATIO	SURV RATIO	PCT SURV BEGIN OF INTERVAL
79.5	446,687	2,636	0.0059	0.9941	72.67
80.5	439,185	2,088	0.0048	0.9952	72.24
81.5	434,661	2,775	0.0064	0.9936	71.89
82.5	424,592	5,212	0.0123	0.9877	71.44
83.5	414,584	5,125	0.0124	0.9876	70.56
84.5	407,605	8,084	0.0198	0.9802	69.69
85.5	401,721	4,251	0.0106	0.9894	68.30
86.5	393,944	4,697	0.0119	0.9881	67.58
87.5	386,846	7,046	0.0182	0.9818	66.78
88.5	360,287	4,100	0.0114	0.9886	65.56
89.5	343,321	4,907	0.0143	0.9857	64.81
90.5	330,744	4,584	0.0139	0.9861	63.89
91.5	310,965	7,795	0.0251	0.9749	63.00
92.5	280,956	9,565	0.0340	0.9660	61.42
93.5	210,624	6,756	0.0321	0.9679	59.33
94.5	169,352	8,170	0.0482	0.9518	57.43
95.5	146,056	10,657	0.0730	0.9270	54.66
96.5	123,871	5,696	0.0460	0.9540	50.67
97.5	114,676	4,231	0.0369	0.9631	48.34
98.5	110,153	7,499	0.0681	0.9319	46.56
99.5	102,847	3,323	0.0323	0.9677	43.39
100.5	101,184	4,577	0.0452	0.9548	41.98
101.5	96,888	1,137	0.0117	0.9883	40.09
102.5	98,741	2,008	0.0203	0.9797	39.62
103.5	98,838	1,349	0.0136	0.9864	38.81
104.5	97,525	1,734	0.0178	0.9822	38.28
105.5	95,887	4,253	0.0444	0.9556	37.60
106.5	90,782	3,039	0.0335	0.9665	35.93
107.5	87,725	4,574	0.0521	0.9479	34.73
108.5	82,792	6,700	0.0809	0.9191	32.92
109.5	76,028	5,067	0.0666	0.9334	30.25
110.5	68,077	6,886	0.1011	0.8989	28.24
111.5	58,255	8,419	0.1445	0.8555	25.38
112.5	47,312	6,017	0.1272	0.8728	21.71
113.5	37,179	8,043	0.2163	0.7837	18.95
114.5	28,163	3,598	0.1278	0.8722	14.85
115.5	23,884	2,829	0.1185	0.8815	12.95
116.5	20,051	1,768	0.0882	0.9118	11.42
117.5	18,262	1,152	0.0631	0.9369	10.41
118.5	16,945	683	0.0403	0.9597	9.76

AQUA PENNSYLVANIA, INC.

ACCOUNT 331.06 MAINS AND ACCESSORIES - VALVES

ORIGINAL LIFE TABLE, CONT.

PLACEMENT BAND 1865-2019			EXPERIENCE BAND 1985-2019			
AGE AT BEGIN OF INTERVAL	EXPOSURES AT BEGINNING OF AGE INTERVAL	RETIREMENTS DURING AGE INTERVAL	RETMT RATIO	SURV RATIO	PCT SURV BEGIN OF INTERVAL	
119.5	16,048	567	0.0353	0.9647	9.36	
120.5	15,349	388	0.0253	0.9747	9.03	
121.5	14,845	2,071	0.1395	0.8605	8.80	
122.5	12,395	2,646	0.2135	0.7865	7.58	
123.5	9,513	748	0.0786	0.9214	5.96	
124.5	8,098	1,280	0.1581	0.8419	5.49	
125.5	6,381	527	0.0826	0.9174	4.62	
126.5	5,811	311	0.0536	0.9464	4.24	
127.5	5,164	443	0.0858	0.9142	4.01	
128.5	4,478	1,165	0.2601	0.7399	3.67	
129.5	3,294	402	0.1221	0.8779	2.71	
130.5	2,744	1,361	0.4960	0.5040	2.38	
131.5	1,383	698	0.5047	0.4953	1.20	
132.5	685	561	0.8190	0.1810	0.59	
133.5	124	124	1.0000		0.11	
134.5						
135.5						
136.5						
137.5						
138.5						
139.5						
140.5						
141.5						
142.5	32		0.0000			
143.5	32	32	1.0000			
144.5						

AQUA PENNSYLVANIA, INC.

ACCOUNT 331.06 MAINS AND ACCESSORIES - VALVES

ORIGINAL LIFE TABLE

PLACEMENT BAND 1865-2019

EXPERIENCE BAND 2000-2019

AGE AT BEGIN OF INTERVAL	EXPOSURES AT BEGINNING OF AGE INTERVAL	RETIREMENTS DURING AGE INTERVAL	RETMT RATIO	SURV RATIO	PCT SURV BEGIN OF INTERVAL
0.0	55,000,010	5,375	0.0001	0.9999	100.00
0.5	50,346,158	100,567	0.0020	0.9980	99.99
1.5	43,460,174	55,571	0.0013	0.9987	99.79
2.5	38,271,017	68,550	0.0018	0.9982	99.66
3.5	34,685,982	37,980	0.0011	0.9989	99.48
4.5	30,303,479	34,246	0.0011	0.9989	99.38
5.5	27,860,221	34,825	0.0013	0.9987	99.26
6.5	25,821,861	58,112	0.0023	0.9977	99.14
7.5	21,947,133	74,748	0.0034	0.9966	98.92
8.5	19,548,284	71,499	0.0037	0.9963	98.58
9.5	16,548,072	67,734	0.0041	0.9959	98.22
10.5	15,996,671	22,414	0.0014	0.9986	97.82
11.5	15,210,921	55,983	0.0037	0.9963	97.68
12.5	14,386,659	31,519	0.0022	0.9978	97.32
13.5	13,367,755	19,394	0.0015	0.9985	97.11
14.5	13,262,643	20,550	0.0015	0.9985	96.97
15.5	12,613,063	19,132	0.0015	0.9985	96.82
16.5	12,660,234	19,826	0.0016	0.9984	96.67
17.5	11,739,871	10,363	0.0009	0.9991	96.52
18.5	11,279,888	13,412	0.0012	0.9988	96.43
19.5	10,554,147	8,846	0.0008	0.9992	96.32
20.5	9,844,509	5,732	0.0006	0.9994	96.24
21.5	9,464,923	9,097	0.0010	0.9990	96.18
22.5	8,719,975	6,021	0.0007	0.9993	96.09
23.5	8,129,608	4,548	0.0006	0.9994	96.02
24.5	7,466,631	5,904	0.0008	0.9992	95.97
25.5	6,707,419	9,163	0.0014	0.9986	95.89
26.5	6,284,414	4,710	0.0007	0.9993	95.76
27.5	6,217,014	3,067	0.0005	0.9995	95.69
28.5	5,846,242	3,849	0.0007	0.9993	95.64
29.5	5,358,732	3,788	0.0007	0.9993	95.58
30.5	5,143,744	6,554	0.0013	0.9987	95.51
31.5	4,870,324	3,349	0.0007	0.9993	95.39
32.5	4,625,413	11,240	0.0024	0.9976	95.32
33.5	4,399,791	10,366	0.0024	0.9976	95.09
34.5	4,108,504	2,504	0.0006	0.9994	94.87
35.5	3,904,442	6,525	0.0017	0.9983	94.81
36.5	3,763,571	3,016	0.0008	0.9992	94.65
37.5	3,609,597	1,939	0.0005	0.9995	94.58
38.5	3,525,517	1,861	0.0005	0.9995	94.53

AQUA PENNSYLVANIA, INC.

ACCOUNT 331.06 MAINS AND ACCESSORIES - VALVES

ORIGINAL LIFE TABLE, CONT.

PLACEMENT BAND 1865-2019

EXPERIENCE BAND 2000-2019

AGE AT BEGIN OF INTERVAL	EXPOSURES AT BEGINNING OF AGE INTERVAL	RETIREMENTS DURING AGE INTERVAL	RETMT RATIO	SURV RATIO	PCT SURV BEGIN OF INTERVAL
39.5	3,503,887	2,194	0.0006	0.9994	94.48
40.5	3,411,869	3,904	0.0011	0.9989	94.42
41.5	3,215,619	5,074	0.0016	0.9984	94.31
42.5	3,142,273	9,860	0.0031	0.9969	94.16
43.5	3,190,514	8,202	0.0026	0.9974	93.86
44.5	3,137,394	5,170	0.0016	0.9984	93.62
45.5	3,081,058	7,121	0.0023	0.9977	93.47
46.5	3,081,241	10,711	0.0035	0.9965	93.25
47.5	2,958,108	12,351	0.0042	0.9958	92.93
48.5	2,898,513	12,688	0.0044	0.9956	92.54
49.5	2,880,652	11,723	0.0041	0.9959	92.14
50.5	2,797,249	11,343	0.0041	0.9959	91.76
51.5	2,716,881	11,926	0.0044	0.9956	91.39
52.5	2,639,023	11,374	0.0043	0.9957	90.99
53.5	2,472,259	8,411	0.0034	0.9966	90.60
54.5	2,299,597	10,378	0.0045	0.9955	90.29
55.5	2,172,736	14,802	0.0068	0.9932	89.88
56.5	2,012,723	14,264	0.0071	0.9929	89.27
57.5	1,833,633	24,199	0.0132	0.9868	88.63
58.5	1,713,064	21,515	0.0126	0.9874	87.46
59.5	1,552,696	29,796	0.0192	0.9808	86.37
60.5	1,380,086	23,229	0.0168	0.9832	84.71
61.5	1,249,330	17,234	0.0138	0.9862	83.28
62.5	1,155,422	17,812	0.0154	0.9846	82.13
63.5	1,042,019	14,377	0.0138	0.9862	80.87
64.5	944,167	16,342	0.0173	0.9827	79.75
65.5	816,176	9,928	0.0122	0.9878	78.37
66.5	647,102	6,103	0.0094	0.9906	77.42
67.5	567,073	6,465	0.0114	0.9886	76.69
68.5	485,432	5,503	0.0113	0.9887	75.81
69.5	392,089	6,107	0.0156	0.9844	74.95
70.5	349,232	4,032	0.0115	0.9885	73.79
71.5	307,238	3,221	0.0105	0.9895	72.94
72.5	260,135	4,133	0.0159	0.9841	72.17
73.5	320,121	2,238	0.0070	0.9930	71.02
74.5	357,307	2,255	0.0063	0.9937	70.53
75.5	377,205	2,516	0.0067	0.9933	70.08
76.5	386,393	2,091	0.0054	0.9946	69.61
77.5	390,788	2,560	0.0066	0.9934	69.24
78.5	387,502	2,753	0.0071	0.9929	68.78

AQUA PENNSYLVANIA, INC.

ACCOUNT 331.06 MAINS AND ACCESSORIES - VALVES

ORIGINAL LIFE TABLE, CONT.

PLACEMENT BAND 1865-2019

EXPERIENCE BAND 2000-2019

AGE AT BEGIN OF INTERVAL	EXPOSURES AT BEGINNING OF AGE INTERVAL	RETIREMENTS DURING AGE INTERVAL	RETMT RATIO	SURV RATIO	PCT SURV BEGIN OF INTERVAL
79.5	379,556	2,501	0.0066	0.9934	68.30
80.5	365,564	1,736	0.0047	0.9953	67.85
81.5	364,689	2,383	0.0065	0.9935	67.52
82.5	354,124	5,105	0.0144	0.9856	67.08
83.5	344,890	5,011	0.0145	0.9855	66.12
84.5	334,953	7,890	0.0236	0.9764	65.15
85.5	325,476	4,057	0.0125	0.9875	63.62
86.5	316,784	4,504	0.0142	0.9858	62.83
87.5	308,750	6,832	0.0221	0.9779	61.93
88.5	283,039	3,782	0.0134	0.9866	60.56
89.5	268,038	4,776	0.0178	0.9822	59.75
90.5	260,637	4,483	0.0172	0.9828	58.69
91.5	243,023	7,555	0.0311	0.9689	57.68
92.5	218,534	9,400	0.0430	0.9570	55.89
93.5	156,606	6,585	0.0420	0.9580	53.48
94.5	122,278	7,896	0.0646	0.9354	51.23
95.5	108,192	10,613	0.0981	0.9019	47.93
96.5	88,831	5,670	0.0638	0.9362	43.22
97.5	82,478	4,183	0.0507	0.9493	40.47
98.5	78,037	7,420	0.0951	0.9049	38.41
99.5	74,423	3,265	0.0439	0.9561	34.76
100.5	75,864	4,562	0.0601	0.9399	33.24
101.5	73,300	1,078	0.0147	0.9853	31.24
102.5	76,239	1,902	0.0250	0.9750	30.78
103.5	77,490	1,330	0.0172	0.9828	30.01
104.5	77,894	1,628	0.0209	0.9791	29.49
105.5	78,719	4,234	0.0538	0.9462	28.88
106.5	75,473	3,018	0.0400	0.9600	27.33
107.5	73,895	4,530	0.0613	0.9387	26.23
108.5	69,607	6,502	0.0934	0.9066	24.62
109.5	63,788	5,037	0.0790	0.9210	22.32
110.5	56,160	6,738	0.1200	0.8800	20.56
111.5	47,200	8,322	0.1763	0.8237	18.09
112.5	38,116	5,967	0.1565	0.8435	14.90
113.5	30,671	7,881	0.2570	0.7430	12.57
114.5	24,415	3,598	0.1474	0.8526	9.34
115.5	22,336	2,829	0.1267	0.8733	7.96
116.5	18,573	1,768	0.0952	0.9048	6.96
117.5	17,343	1,152	0.0665	0.9335	6.29
118.5	16,242	683	0.0421	0.9579	5.87

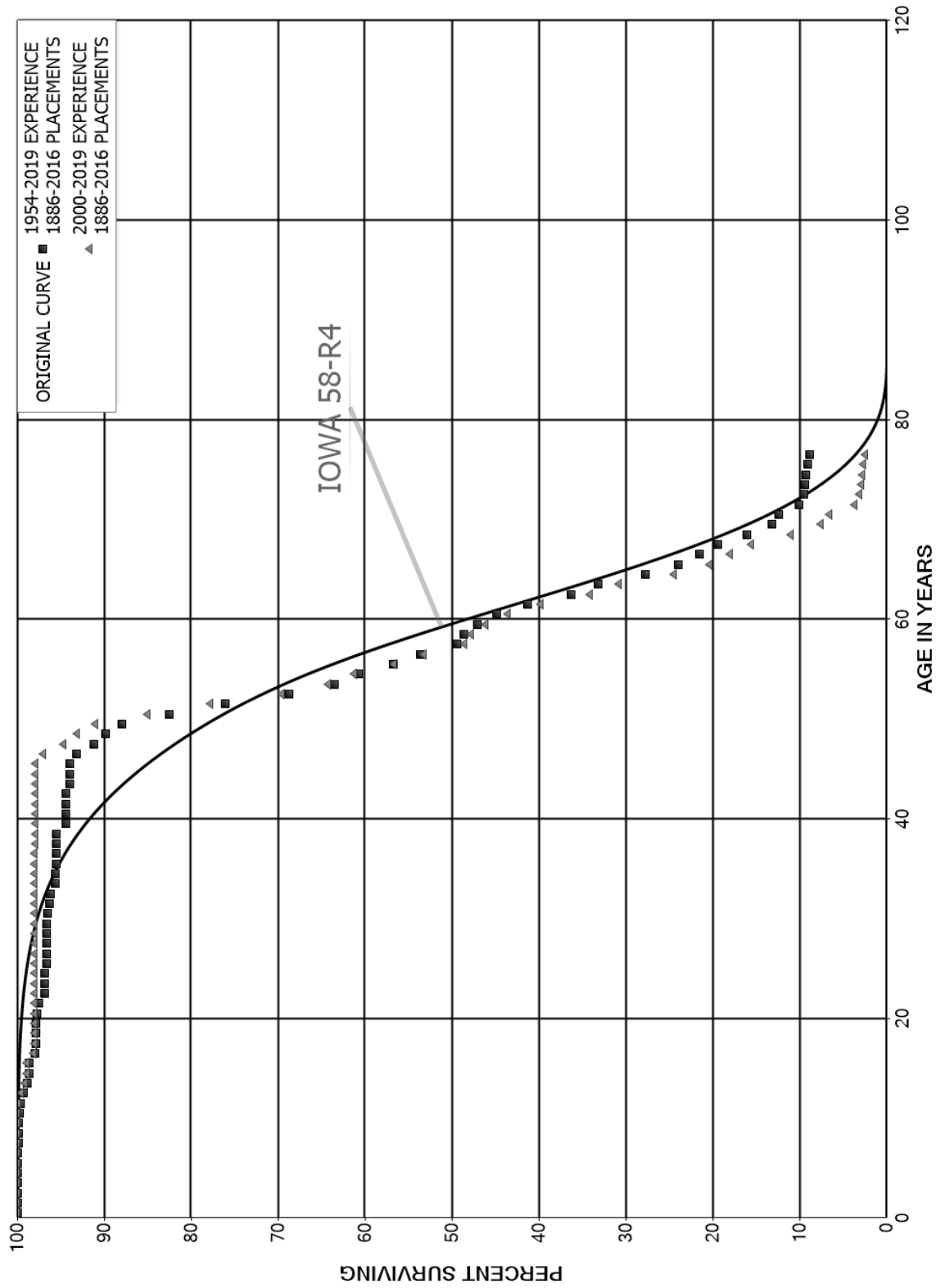
AQUA PENNSYLVANIA, INC.

ACCOUNT 331.06 MAINS AND ACCESSORIES - VALVES

ORIGINAL LIFE TABLE, CONT.

PLACEMENT BAND 1865-2019			EXPERIENCE BAND 2000-2019			
AGE AT BEGIN OF INTERVAL	EXPOSURES AT BEGINNING OF AGE INTERVAL	RETIREMENTS DURING AGE INTERVAL	RETMT RATIO	SURV RATIO	PCT SURV BEGIN OF INTERVAL	
119.5	15,388	567	0.0368	0.9632	5.63	
120.5	14,758	388	0.0263	0.9737	5.42	
121.5	14,254	2,071	0.1453	0.8547	5.28	
122.5	11,804	2,646	0.2241	0.7759	4.51	
123.5	8,967	748	0.0834	0.9166	3.50	
124.5	7,689	1,280	0.1665	0.8335	3.21	
125.5	6,257	527	0.0842	0.9158	2.67	
126.5	5,811	311	0.0536	0.9464	2.45	
127.5	5,164	443	0.0858	0.9142	2.32	
128.5	4,478	1,165	0.2601	0.7399	2.12	
129.5	3,294	402	0.1221	0.8779	1.57	
130.5	2,744	1,361	0.4960	0.5040	1.38	
131.5	1,383	698	0.5047	0.4953	0.69	
132.5	685	561	0.8190	0.1810	0.34	
133.5	124	124	1.0000		0.06	
134.5						
135.5						
136.5						
137.5						
138.5						
139.5						
140.5						
141.5						
142.5	32		0.0000			
143.5	32	32	1.0000			
144.5						

AQUA PENNSYLVANIA, INC.
 ACCOUNT 331.07 MAINS AND ACCESSORIES - SPECIAL CONSTRUCTION
 ORIGINAL AND SMOOTH SURVIVOR CURVES



AQUA PENNSYLVANIA, INC.

ACCOUNT 331.07 MAINS AND ACCESSORIES - SPECIAL CONSTRUCTION

ORIGINAL LIFE TABLE

PLACEMENT BAND 1886-2016

EXPERIENCE BAND 1954-2019

AGE AT BEGIN OF INTERVAL	EXPOSURES AT BEGINNING OF AGE INTERVAL	RETIREMENTS DURING AGE INTERVAL	RETMT RATIO	SURV RATIO	PCT SURV BEGIN OF INTERVAL
0.0	28,384,206		0.0000	1.0000	100.00
0.5	28,441,993	752	0.0000	1.0000	100.00
1.5	28,745,000	371	0.0000	1.0000	100.00
2.5	28,771,333	3,234	0.0001	0.9999	100.00
3.5	28,785,952	7,418	0.0003	0.9997	99.98
4.5	28,787,642	8,187	0.0003	0.9997	99.96
5.5	28,878,760	4,887	0.0002	0.9998	99.93
6.5	29,849,042	15,087	0.0005	0.9995	99.91
7.5	29,814,366	15,768	0.0005	0.9995	99.86
8.5	29,737,829	6,217	0.0002	0.9998	99.81
9.5	28,127,948	3,679	0.0001	0.9999	99.79
10.5	27,113,966	57,445	0.0021	0.9979	99.78
11.5	23,663,270	68,459	0.0029	0.9971	99.57
12.5	23,381,376	106,939	0.0046	0.9954	99.28
13.5	21,664,474	37,220	0.0017	0.9983	98.82
14.5	21,351,380	1,839	0.0001	0.9999	98.65
15.5	20,264,037	154,230	0.0076	0.9924	98.64
16.5	19,236,516	9,909	0.0005	0.9995	97.89
17.5	11,790,496	167	0.0000	1.0000	97.84
18.5	11,517,116	6,374	0.0006	0.9994	97.84
19.5	9,876,464	3,856	0.0004	0.9996	97.79
20.5	9,855,948	22,273	0.0023	0.9977	97.75
21.5	9,837,042	69,661	0.0071	0.9929	97.53
22.5	9,767,974	1,908	0.0002	0.9998	96.84
23.5	9,195,807	728	0.0001	0.9999	96.82
24.5	9,100,866	14,928	0.0016	0.9984	96.81
25.5	8,579,034	1,797	0.0002	0.9998	96.65
26.5	8,112,257	1,208	0.0001	0.9999	96.63
27.5	7,492,229	454	0.0001	0.9999	96.62
28.5	6,696,680	825	0.0001	0.9999	96.61
29.5	4,063,116	2,108	0.0005	0.9995	96.60
30.5	3,634,854	10,125	0.0028	0.9972	96.55
31.5	2,673,931	1,774	0.0007	0.9993	96.28
32.5	2,677,146	16,186	0.0060	0.9940	96.22
33.5	2,664,647	1,586	0.0006	0.9994	95.64
34.5	2,435,328	1,128	0.0005	0.9995	95.58
35.5	2,431,648	82	0.0000	1.0000	95.53
36.5	2,432,126	113	0.0000	1.0000	95.53
37.5	2,334,563	1,075	0.0005	0.9995	95.53
38.5	2,278,830	24,841	0.0109	0.9891	95.48

AQUA PENNSYLVANIA, INC.

ACCOUNT 331.07 MAINS AND ACCESSORIES - SPECIAL CONSTRUCTION

ORIGINAL LIFE TABLE, CONT.

PLACEMENT BAND 1886-2016

EXPERIENCE BAND 1954-2019

AGE AT BEGIN OF INTERVAL	EXPOSURES AT BEGINNING OF AGE INTERVAL	RETIREMENTS DURING AGE INTERVAL	RETMT RATIO	SURV RATIO	PCT SURV BEGIN OF INTERVAL
39.5	2,250,413	564	0.0003	0.9997	94.44
40.5	2,246,209	339	0.0002	0.9998	94.42
41.5	2,238,082	69	0.0000	1.0000	94.40
42.5	2,211,794	9,809	0.0044	0.9956	94.40
43.5	2,160,000	66	0.0000	1.0000	93.98
44.5	1,861,381	171	0.0001	0.9999	93.98
45.5	1,788,598	14,791	0.0083	0.9917	93.97
46.5	1,745,459	38,467	0.0220	0.9780	93.19
47.5	1,564,485	23,005	0.0147	0.9853	91.14
48.5	1,478,941	30,228	0.0204	0.9796	89.80
49.5	1,362,682	84,499	0.0620	0.9380	87.96
50.5	1,175,717	91,101	0.0775	0.9225	82.51
51.5	1,016,977	98,565	0.0969	0.9031	76.12
52.5	826,344	63,417	0.0767	0.9233	68.74
53.5	688,594	29,361	0.0426	0.9574	63.46
54.5	637,668	42,897	0.0673	0.9327	60.76
55.5	581,003	31,401	0.0540	0.9460	56.67
56.5	539,369	42,023	0.0779	0.9221	53.61
57.5	489,036	8,287	0.0169	0.9831	49.43
58.5	477,832	14,636	0.0306	0.9694	48.59
59.5	461,813	22,610	0.0490	0.9510	47.11
60.5	427,501	33,776	0.0790	0.9210	44.80
61.5	380,697	46,259	0.1215	0.8785	41.26
62.5	329,093	27,493	0.0835	0.9165	36.25
63.5	281,934	47,006	0.1667	0.8333	33.22
64.5	232,817	31,649	0.1359	0.8641	27.68
65.5	177,893	18,131	0.1019	0.8981	23.92
66.5	156,783	15,000	0.0957	0.9043	21.48
67.5	156,891	26,949	0.1718	0.8282	19.42
68.5	124,056	22,342	0.1801	0.8199	16.09
69.5	99,302	6,064	0.0611	0.9389	13.19
70.5	93,205	17,676	0.1896	0.8104	12.38
71.5	75,321	3,918	0.0520	0.9480	10.04
72.5	71,305	1,030	0.0144	0.9856	9.51
73.5	70,243	1,053	0.0150	0.9850	9.38
74.5	69,186	1,189	0.0172	0.9828	9.24
75.5	67,998	1,463	0.0215	0.9785	9.08
76.5	66,533	467	0.0070	0.9930	8.88
77.5	66,044	641	0.0097	0.9903	8.82
78.5	65,396	214	0.0033	0.9967	8.73

AQUA PENNSYLVANIA, INC.

ACCOUNT 331.07 MAINS AND ACCESSORIES - SPECIAL CONSTRUCTION

ORIGINAL LIFE TABLE, CONT.

PLACEMENT BAND 1886-2016			EXPERIENCE BAND 1954-2019			
AGE AT BEGIN OF INTERVAL	EXPOSURES AT BEGINNING OF AGE INTERVAL	RETIREMENTS DURING AGE INTERVAL	RETMT RATIO	SURV RATIO	PCT SURV BEGIN OF INTERVAL	
79.5	65,176	4	0.0001	0.9999	8.71	
80.5	65,172	1,497	0.0230	0.9770	8.71	
81.5	63,675	13	0.0002	0.9998	8.51	
82.5	63,662		0.0000	1.0000	8.50	
83.5	63,662	474	0.0074	0.9926	8.50	
84.5	63,188	870	0.0138	0.9862	8.44	
85.5	62,317	429	0.0069	0.9931	8.32	
86.5	61,888	6,850	0.1107	0.8893	8.27	
87.5	55,031	3,408	0.0619	0.9381	7.35	
88.5	51,585	569	0.0110	0.9890	6.90	
89.5	51,010	374	0.0073	0.9927	6.82	
90.5	50,633	462	0.0091	0.9909	6.77	
91.5	50,171	3,787	0.0755	0.9245	6.71	
92.5	46,381	2,746	0.0592	0.9408	6.20	
93.5	43,616	731	0.0168	0.9832	5.83	
94.5	42,862	303	0.0071	0.9929	5.74	
95.5	42,559	404	0.0095	0.9905	5.70	
96.5	42,155	286	0.0068	0.9932	5.64	
97.5	41,869	979	0.0234	0.9766	5.60	
98.5	40,890	1,951	0.0477	0.9523	5.47	
99.5	38,939	766	0.0197	0.9803	5.21	
100.5	38,173	25	0.0006	0.9994	5.11	
101.5	38,149		0.0000	1.0000	5.11	
102.5	38,149		0.0000	1.0000	5.11	
103.5	38,149	31	0.0008	0.9992	5.11	
104.5	38,117	1	0.0000	1.0000	5.10	
105.5	38,116	221	0.0058	0.9942	5.10	
106.5	37,894	771	0.0203	0.9797	5.07	
107.5	37,123	10,285	0.2771	0.7229	4.97	
108.5	26,838	3,363	0.1253	0.8747	3.59	
109.5	23,475		0.0000	1.0000	3.14	
110.5	23,475	3,992	0.1701	0.8299	3.14	
111.5	19,482	1,226	0.0629	0.9371	2.61	
112.5	18,256	317	0.0174	0.9826	2.44	
113.5	17,939		0.0000	1.0000	2.40	
114.5	17,939	926	0.0516	0.9484	2.40	
115.5	17,013		0.0000	1.0000	2.28	
116.5	17,013		0.0000	1.0000	2.28	
117.5	17,013		0.0000	1.0000	2.28	
118.5	17,013		0.0000	1.0000	2.28	

AQUA PENNSYLVANIA, INC.

ACCOUNT 331.07 MAINS AND ACCESSORIES - SPECIAL CONSTRUCTION

ORIGINAL LIFE TABLE, CONT.

PLACEMENT BAND 1886-2016			EXPERIENCE BAND 1954-2019		
AGE AT BEGIN OF INTERVAL	EXPOSURES AT BEGINNING OF AGE INTERVAL	RETIREMENTS DURING AGE INTERVAL	RETMT RATIO	SURV RATIO	PCT SURV BEGIN OF INTERVAL
119.5	17,013		0.0000	1.0000	2.28
120.5	17,013	381	0.0224	0.9776	2.28
121.5	16,632		0.0000	1.0000	2.23
122.5	16,632		0.0000	1.0000	2.23
123.5	16,632		0.0000	1.0000	2.23
124.5	16,632		0.0000	1.0000	2.23
125.5	16,632		0.0000	1.0000	2.23
126.5	16,632		0.0000	1.0000	2.23
127.5	16,632	3,063	0.1842	0.8158	2.23
128.5	13,569	13,052	0.9619	0.0381	1.82
129.5	517		0.0000	1.0000	0.07
130.5	517		0.0000	1.0000	0.07
131.5	517	517	1.0000		0.07
132.5					

AQUA PENNSYLVANIA, INC.

ACCOUNT 331.07 MAINS AND ACCESSORIES - SPECIAL CONSTRUCTION

ORIGINAL LIFE TABLE

PLACEMENT BAND 1886-2016

EXPERIENCE BAND 2000-2019

AGE AT BEGIN OF INTERVAL	EXPOSURES AT BEGINNING OF AGE INTERVAL	RETIREMENTS DURING AGE INTERVAL	RETMT RATIO	SURV RATIO	PCT SURV BEGIN OF INTERVAL
0.0	19,987,645		0.0000	1.0000	100.00
0.5	20,005,061	571	0.0000	1.0000	100.00
1.5	20,197,440	41	0.0000	1.0000	100.00
2.5	20,197,400	169	0.0000	1.0000	100.00
3.5	20,749,447	145	0.0000	1.0000	100.00
4.5	20,845,203	1,363	0.0001	0.9999	100.00
5.5	21,353,081	2,065	0.0001	0.9999	99.99
6.5	21,821,610	2,288	0.0001	0.9999	99.98
7.5	22,396,609	4	0.0000	1.0000	99.97
8.5	23,137,694	5,488	0.0002	0.9998	99.97
9.5	23,940,742		0.0000	1.0000	99.94
10.5	23,362,074	32,734	0.0014	0.9986	99.94
11.5	20,893,021	60,046	0.0029	0.9971	99.80
12.5	20,626,911	101,843	0.0049	0.9951	99.52
13.5	18,914,413	30,377	0.0016	0.9984	99.03
14.5	18,838,082	206	0.0000	1.0000	98.87
15.5	17,752,371	153,641	0.0087	0.9913	98.87
16.5	16,726,080	972	0.0001	0.9999	98.01
17.5	9,386,642	167	0.0000	1.0000	98.01
18.5	9,166,542	392	0.0000	1.0000	98.00
19.5	7,531,872	0	0.0000	1.0000	98.00
20.5	7,514,883		0.0000	1.0000	98.00
21.5	7,507,488	113	0.0000	1.0000	98.00
22.5	7,514,085	2	0.0000	1.0000	98.00
23.5	6,983,595	1	0.0000	1.0000	98.00
24.5	7,186,894	56	0.0000	1.0000	98.00
25.5	6,746,298	32	0.0000	1.0000	98.00
26.5	6,338,172		0.0000	1.0000	98.00
27.5	5,894,798	383	0.0001	0.9999	98.00
28.5	5,178,987		0.0000	1.0000	97.99
29.5	2,656,663	16	0.0000	1.0000	97.99
30.5	2,383,095	32	0.0000	1.0000	97.99
31.5	1,572,710	241	0.0002	0.9998	97.99
32.5	1,783,524	57	0.0000	1.0000	97.97
33.5	1,950,589	1,266	0.0006	0.9994	97.97
34.5	1,770,779	170	0.0001	0.9999	97.91
35.5	1,827,124	82	0.0000	1.0000	97.90
36.5	1,873,051	113	0.0001	0.9999	97.89
37.5	1,807,292	164	0.0001	0.9999	97.89
38.5	1,764,165	158	0.0001	0.9999	97.88

AQUA PENNSYLVANIA, INC.

ACCOUNT 331.07 MAINS AND ACCESSORIES - SPECIAL CONSTRUCTION

ORIGINAL LIFE TABLE, CONT.

PLACEMENT BAND 1886-2016			EXPERIENCE BAND 2000-2019			
AGE AT BEGIN OF INTERVAL	EXPOSURES AT BEGINNING OF AGE INTERVAL	RETIREMENTS DURING AGE INTERVAL	RETMT RATIO	SURV RATIO	PCT SURV BEGIN OF INTERVAL	
39.5	1,765,787	243	0.0001	0.9999	97.87	
40.5	1,812,471	202	0.0001	0.9999	97.86	
41.5	1,858,925	69	0.0000	1.0000	97.84	
42.5	1,855,416	79	0.0000	1.0000	97.84	
43.5	1,891,083	66	0.0000	1.0000	97.84	
44.5	1,598,660	46	0.0000	1.0000	97.83	
45.5	1,618,566	14,791	0.0091	0.9909	97.83	
46.5	1,569,159	38,467	0.0245	0.9755	96.94	
47.5	1,396,058	22,255	0.0159	0.9841	94.56	
48.5	1,335,607	29,398	0.0220	0.9780	93.05	
49.5	1,257,398	83,341	0.0663	0.9337	91.00	
50.5	1,069,360	91,101	0.0852	0.9148	84.97	
51.5	930,056	98,565	0.1060	0.8940	77.73	
52.5	758,318	57,916	0.0764	0.9236	69.50	
53.5	627,530	29,361	0.0468	0.9532	64.19	
54.5	576,603	42,897	0.0744	0.9256	61.18	
55.5	520,391	31,401	0.0603	0.9397	56.63	
56.5	480,133	42,023	0.0875	0.9125	53.22	
57.5	432,039	7,406	0.0171	0.9829	48.56	
58.5	421,945	14,636	0.0347	0.9653	47.73	
59.5	406,618	22,224	0.0547	0.9453	46.07	
60.5	372,691	32,810	0.0880	0.9120	43.55	
61.5	326,786	46,259	0.1416	0.8584	39.72	
62.5	275,182	26,960	0.0980	0.9020	34.10	
63.5	228,555	47,006	0.2057	0.7943	30.76	
64.5	179,438	30,064	0.1675	0.8325	24.43	
65.5	126,099	14,852	0.1178	0.8822	20.34	
66.5	108,267	14,772	0.1364	0.8636	17.94	
67.5	92,252	26,949	0.2921	0.7079	15.49	
68.5	70,448	22,342	0.3171	0.6829	10.97	
69.5	46,209	6,064	0.1312	0.8688	7.49	
70.5	40,266	17,676	0.4390	0.5610	6.51	
71.5	22,382	3,918	0.1750	0.8250	3.65	
72.5	19,102	1,030	0.0539	0.9461	3.01	
73.5	22,900	1,053	0.0460	0.9540	2.85	
74.5	24,166	1,189	0.0492	0.9508	2.72	
75.5	22,978	1,463	0.0637	0.9363	2.58	
76.5	22,198	467	0.0211	0.9789	2.42	
77.5	21,875	573	0.0262	0.9738	2.37	
78.5	21,510	214	0.0099	0.9901	2.31	

AQUA PENNSYLVANIA, INC.

ACCOUNT 331.07 MAINS AND ACCESSORIES - SPECIAL CONSTRUCTION

ORIGINAL LIFE TABLE, CONT.

PLACEMENT BAND 1886-2016

EXPERIENCE BAND 2000-2019

AGE AT BEGIN OF INTERVAL	EXPOSURES AT BEGINNING OF AGE INTERVAL	RETIREMENTS DURING AGE INTERVAL	RETMT RATIO	SURV RATIO	PCT SURV BEGIN OF INTERVAL
79.5	22,011	4	0.0002	0.9998	2.28
80.5	26,284	1,497	0.0569	0.9431	2.28
81.5	24,788	13	0.0005	0.9995	2.15
82.5	25,301		0.0000	1.0000	2.15
83.5	25,301	474	0.0187	0.9813	2.15
84.5	24,827	870	0.0351	0.9649	2.11
85.5	23,970	429	0.0179	0.9821	2.04
86.5	23,541	6,850	0.2910	0.7090	2.00
87.5	16,684	3,408	0.2043	0.7957	1.42
88.5	13,238	569	0.0430	0.9570	1.13
89.5	12,663	374	0.0295	0.9705	1.08
90.5	12,982	462	0.0356	0.9644	1.05
91.5	12,520	3,787	0.3025	0.6975	1.01
92.5	26,868	2,746	0.1022	0.8978	0.71
93.5	24,103	731	0.0303	0.9697	0.63
94.5	23,349	303	0.0130	0.9870	0.61
95.5	23,046	404	0.0175	0.9825	0.61
96.5	25,142	286	0.0114	0.9886	0.60
97.5	24,856	979	0.0394	0.9606	0.59
98.5	23,877	1,951	0.0817	0.9183	0.57
99.5	21,926	766	0.0349	0.9651	0.52
100.5	21,160	25	0.0012	0.9988	0.50
101.5	21,136		0.0000	1.0000	0.50
102.5	21,136		0.0000	1.0000	0.50
103.5	21,136	31	0.0015	0.9985	0.50
104.5	21,104	1	0.0001	0.9999	0.50
105.5	21,103	221	0.0105	0.9895	0.50
106.5	20,881	771	0.0369	0.9631	0.49
107.5	20,110	10,285	0.5114	0.4886	0.48
108.5	9,825	3,363	0.3423	0.6577	0.23
109.5	6,462		0.0000	1.0000	0.15
110.5	6,462	3,992	0.6179	0.3821	0.15
111.5	2,469	1,226	0.4965	0.5035	0.06
112.5	1,243	317	0.2549	0.7451	0.03
113.5	17,939		0.0000	1.0000	0.02
114.5	17,939	926	0.0516	0.9484	0.02
115.5	17,013		0.0000	1.0000	0.02
116.5	17,013		0.0000	1.0000	0.02
117.5	17,013		0.0000	1.0000	0.02
118.5	17,013		0.0000	1.0000	0.02

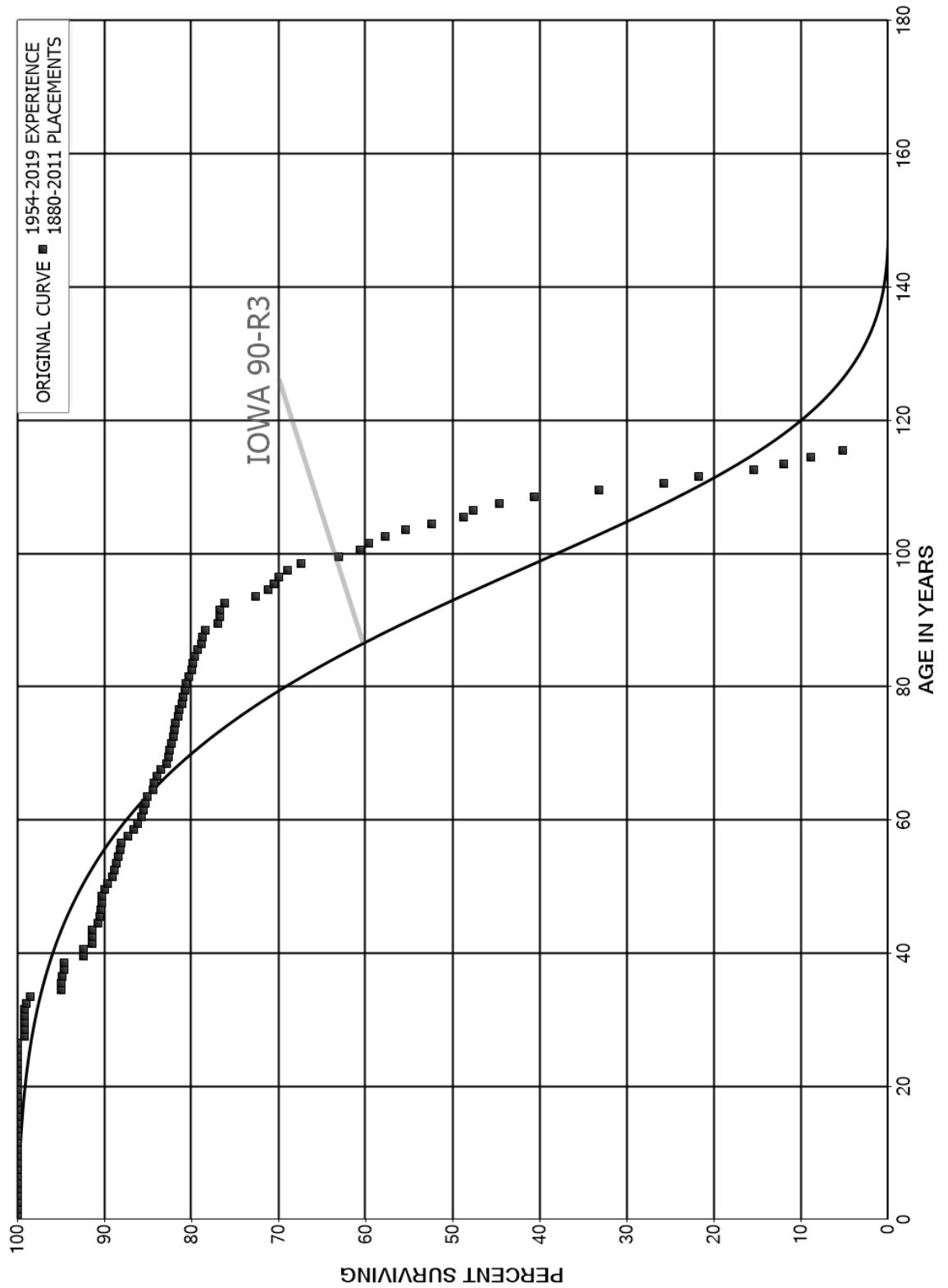
AQUA PENNSYLVANIA, INC.

ACCOUNT 331.07 MAINS AND ACCESSORIES - SPECIAL CONSTRUCTION

ORIGINAL LIFE TABLE, CONT.

PLACEMENT BAND 1886-2016			EXPERIENCE BAND 2000-2019			
AGE AT BEGIN OF INTERVAL	EXPOSURES AT BEGINNING OF AGE INTERVAL	RETIREMENTS DURING AGE INTERVAL	RETMT RATIO	SURV RATIO	PCT SURV BEGIN OF INTERVAL	
119.5	17,013		0.0000	1.0000	0.02	
120.5	17,013	381	0.0224	0.9776	0.02	
121.5	16,632		0.0000	1.0000	0.02	
122.5	16,632		0.0000	1.0000	0.02	
123.5	16,632		0.0000	1.0000	0.02	
124.5	16,632		0.0000	1.0000	0.02	
125.5	16,632		0.0000	1.0000	0.02	
126.5	16,632		0.0000	1.0000	0.02	
127.5	16,632	3,063	0.1842	0.8158	0.02	
128.5	13,569	13,052	0.9619	0.0381	0.02	
129.5	517		0.0000	1.0000	0.00	
130.5	517		0.0000	1.0000	0.00	
131.5	517	517	1.0000		0.00	
132.5						

AQUA PENNSYLVANIA, INC.
 ACCOUNT 331.08 MAINS AND ACCESSORIES - CEMENT WROUGHT IRON
 ORIGINAL AND SMOOTH SURVIVOR CURVES



AQUA PENNSYLVANIA, INC.

ACCOUNT 331.08 MAINS AND ACCESSORIES - CEMENT WROUGHT IRON

ORIGINAL LIFE TABLE

PLACEMENT BAND 1880-2011

EXPERIENCE BAND 1954-2019

AGE AT BEGIN OF INTERVAL	EXPOSURES AT BEGINNING OF AGE INTERVAL	RETIREMENTS DURING AGE INTERVAL	RETMT RATIO	SURV RATIO	PCT SURV BEGIN OF INTERVAL
0.0	93,576		0.0000	1.0000	100.00
0.5	93,576		0.0000	1.0000	100.00
1.5	103,081		0.0000	1.0000	100.00
2.5	99,226		0.0000	1.0000	100.00
3.5	99,226		0.0000	1.0000	100.00
4.5	99,226		0.0000	1.0000	100.00
5.5	87,416		0.0000	1.0000	100.00
6.5	77,455		0.0000	1.0000	100.00
7.5	77,455		0.0000	1.0000	100.00
8.5	30,681		0.0000	1.0000	100.00
9.5	15,393		0.0000	1.0000	100.00
10.5	15,393		0.0000	1.0000	100.00
11.5	15,393		0.0000	1.0000	100.00
12.5	15,393		0.0000	1.0000	100.00
13.5	15,392		0.0000	1.0000	100.00
14.5	15,392		0.0000	1.0000	100.00
15.5	15,392		0.0000	1.0000	100.00
16.5	15,392		0.0000	1.0000	100.00
17.5	15,392		0.0000	1.0000	100.00
18.5	15,392		0.0000	1.0000	100.00
19.5	15,392		0.0000	1.0000	100.00
20.5	15,392		0.0000	1.0000	100.00
21.5	15,392		0.0000	1.0000	100.00
22.5	15,392		0.0000	1.0000	100.00
23.5	15,392		0.0000	1.0000	100.00
24.5	15,445		0.0000	1.0000	100.00
25.5	15,445		0.0000	1.0000	100.00
26.5	15,580	129	0.0083	0.9917	100.00
27.5	15,515		0.0000	1.0000	99.17
28.5	16,617		0.0000	1.0000	99.17
29.5	17,279		0.0000	1.0000	99.17
30.5	18,484		0.0000	1.0000	99.17
31.5	22,054	58	0.0026	0.9974	99.17
32.5	38,407	152	0.0040	0.9960	98.91
33.5	40,060	1,448	0.0361	0.9639	98.52
34.5	41,992		0.0000	1.0000	94.96
35.5	52,697	56	0.0011	0.9989	94.96
36.5	83,818	237	0.0028	0.9972	94.86
37.5	140,161		0.0000	1.0000	94.59
38.5	173,612	4,053	0.0233	0.9767	94.59

AQUA PENNSYLVANIA, INC.

ACCOUNT 331.08 MAINS AND ACCESSORIES - CEMENT WROUGHT IRON

ORIGINAL LIFE TABLE, CONT.

PLACEMENT BAND 1880-2011

EXPERIENCE BAND 1954-2019

AGE AT BEGIN OF INTERVAL	EXPOSURES AT BEGINNING OF AGE INTERVAL	RETIREMENTS DURING AGE INTERVAL	RETMT RATIO	SURV RATIO	PCT SURV BEGIN OF INTERVAL
39.5	180,851		0.0000	1.0000	92.39
40.5	221,286	2,284	0.0103	0.9897	92.39
41.5	253,450	99	0.0004	0.9996	91.43
42.5	337,785	32	0.0001	0.9999	91.40
43.5	396,594	2,995	0.0076	0.9924	91.39
44.5	459,141	1,042	0.0023	0.9977	90.70
45.5	509,659	371	0.0007	0.9993	90.49
46.5	587,607	838	0.0014	0.9986	90.43
47.5	680,361	149	0.0002	0.9998	90.30
48.5	783,762	2,927	0.0037	0.9963	90.28
49.5	917,955	3,170	0.0035	0.9965	89.94
50.5	963,073	5,688	0.0059	0.9941	89.63
51.5	1,011,987	3,549	0.0035	0.9965	89.10
52.5	1,056,266	2,493	0.0024	0.9976	88.79
53.5	1,204,503	2,248	0.0019	0.9981	88.58
54.5	1,308,208	4,117	0.0031	0.9969	88.41
55.5	1,375,525	579	0.0004	0.9996	88.13
56.5	1,498,064	12,965	0.0087	0.9913	88.10
57.5	1,540,003	12,483	0.0081	0.9919	87.33
58.5	1,575,423	7,225	0.0046	0.9954	86.63
59.5	1,629,429	9,446	0.0058	0.9942	86.23
60.5	1,675,350	5,327	0.0032	0.9968	85.73
61.5	1,709,099	3,243	0.0019	0.9981	85.46
62.5	1,705,857	4,908	0.0029	0.9971	85.30
63.5	1,702,176	13,350	0.0078	0.9922	85.05
64.5	1,688,825	1,296	0.0008	0.9992	84.38
65.5	1,687,529	8,277	0.0049	0.9951	84.32
66.5	1,685,975	7,759	0.0046	0.9954	83.90
67.5	1,678,216	13,972	0.0083	0.9917	83.52
68.5	1,666,027	4,181	0.0025	0.9975	82.82
69.5	1,661,847	2,781	0.0017	0.9983	82.61
70.5	1,659,065	3,063	0.0018	0.9982	82.48
71.5	1,656,002	4,433	0.0027	0.9973	82.32
72.5	1,651,569	4,255	0.0026	0.9974	82.10
73.5	1,648,359	1,704	0.0010	0.9990	81.89
74.5	1,646,655	7,107	0.0043	0.9957	81.81
75.5	1,639,549	266	0.0002	0.9998	81.45
76.5	1,639,283	6,833	0.0042	0.9958	81.44
77.5	1,632,450	2,679	0.0016	0.9984	81.10
78.5	1,629,771	4,058	0.0025	0.9975	80.97

AQUA PENNSYLVANIA, INC.

ACCOUNT 331.08 MAINS AND ACCESSORIES - CEMENT WROUGHT IRON

ORIGINAL LIFE TABLE, CONT.

PLACEMENT BAND 1880-2011			EXPERIENCE BAND 1954-2019			
AGE AT BEGIN OF INTERVAL	EXPOSURES AT BEGINNING OF AGE INTERVAL	RETIREMENTS DURING AGE INTERVAL	RETMT RATIO	SURV RATIO	PCT SURV BEGIN OF INTERVAL	
79.5	1,625,713	3,121	0.0019	0.9981	80.77	
80.5	1,622,592	7,614	0.0047	0.9953	80.61	
81.5	1,614,978	5,504	0.0034	0.9966	80.23	
82.5	1,609,474	2,328	0.0014	0.9986	79.96	
83.5	1,607,146	4,256	0.0026	0.9974	79.84	
84.5	1,602,890	7,986	0.0050	0.9950	79.63	
85.5	1,594,904	7,049	0.0044	0.9956	79.24	
86.5	1,587,854	4,084	0.0026	0.9974	78.89	
87.5	1,583,770	4,834	0.0031	0.9969	78.68	
88.5	1,578,936	30,348	0.0192	0.9808	78.44	
89.5	1,548,588	4,677	0.0030	0.9970	76.94	
90.5	1,543,911	165	0.0001	0.9999	76.70	
91.5	1,543,746	11,083	0.0072	0.9928	76.70	
92.5	1,532,656	70,078	0.0457	0.9543	76.14	
93.5	1,462,578	30,894	0.0211	0.9789	72.66	
94.5	1,431,685	13,267	0.0093	0.9907	71.13	
95.5	1,418,418	10,658	0.0075	0.9925	70.47	
96.5	1,407,661	19,295	0.0137	0.9863	69.94	
97.5	1,388,315	32,293	0.0233	0.9767	68.98	
98.5	1,356,022	86,857	0.0641	0.9359	67.38	
99.5	1,269,166	49,750	0.0392	0.9608	63.06	
100.5	1,219,416	19,540	0.0160	0.9840	60.59	
101.5	1,199,375	37,899	0.0316	0.9684	59.62	
102.5	1,161,476	47,689	0.0411	0.9589	57.73	
103.5	1,113,787	58,869	0.0529	0.9471	55.36	
104.5	1,054,917	74,556	0.0707	0.9293	52.44	
105.5	980,362	23,088	0.0236	0.9764	48.73	
106.5	945,470	58,375	0.0617	0.9383	47.58	
107.5	885,528	81,013	0.0915	0.9085	44.65	
108.5	802,943	145,210	0.1808	0.8192	40.56	
109.5	655,993	148,755	0.2268	0.7732	33.23	
110.5	503,118	77,360	0.1538	0.8462	25.69	
111.5	410,711	119,155	0.2901	0.7099	21.74	
112.5	287,094	65,272	0.2274	0.7726	15.43	
113.5	214,992	55,725	0.2592	0.7408	11.92	
114.5	156,542	65,545	0.4187	0.5813	8.83	
115.5	90,997	48,243	0.5302	0.4698	5.14	
116.5	42,754	35,604	0.8328	0.1672	2.41	
117.5	7,150		0.0000	1.0000	0.40	
118.5	7,150	219	0.0306	0.9694	0.40	

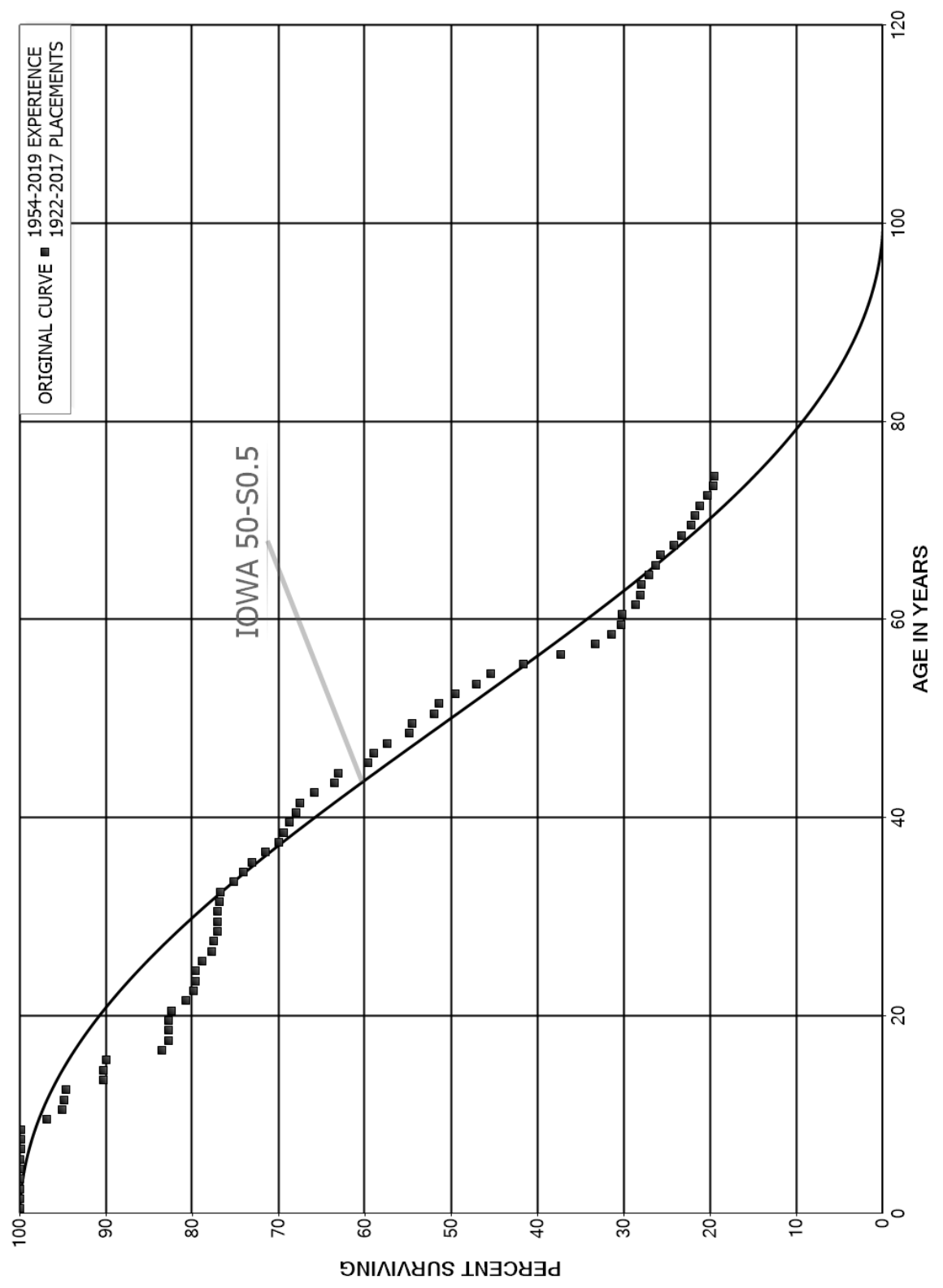
AQUA PENNSYLVANIA, INC.

ACCOUNT 331.08 MAINS AND ACCESSORIES - CEMENT WROUGHT IRON

ORIGINAL LIFE TABLE, CONT.

PLACEMENT BAND 1880-2011			EXPERIENCE BAND 1954-2019		
AGE AT BEGIN OF INTERVAL	EXPOSURES AT BEGINNING OF AGE INTERVAL	RETIREMENTS DURING AGE INTERVAL	RETMT RATIO	SURV RATIO	PCT SURV BEGIN OF INTERVAL
119.5	6,931		0.0000	1.0000	0.39
120.5	6,931		0.0000	1.0000	0.39
121.5	6,931	6,590	0.9508	0.0492	0.39
122.5	341		0.0000	1.0000	0.02
123.5	341	132	0.3880	0.6120	0.02
124.5	209		0.0000	1.0000	0.01
125.5	209		0.0000	1.0000	0.01
126.5	209		0.0000	1.0000	0.01
127.5	209		0.0000	1.0000	0.01
128.5	209	209	1.0000		0.01
129.5					

AQUA PENNSYLVANIA, INC.
 ACCOUNT 331.10 MAINS AND ACCESSORIES - COPPER
 ORIGINAL AND SMOOTH SURVIVOR CURVES



AQUA PENNSYLVANIA, INC.

ACCOUNT 331.10 MAINS AND ACCESSORIES - COPPER

ORIGINAL LIFE TABLE

PLACEMENT BAND 1922-2017

EXPERIENCE BAND 1954-2019

AGE AT BEGIN OF INTERVAL	EXPOSURES AT BEGINNING OF AGE INTERVAL	RETIREMENTS DURING AGE INTERVAL	RETMT RATIO	SURV RATIO	PCT SURV BEGIN OF INTERVAL
0.0	661,437		0.0000	1.0000	100.00
0.5	662,611	204	0.0003	0.9997	100.00
1.5	663,915		0.0000	1.0000	99.97
2.5	627,638	172	0.0003	0.9997	99.97
3.5	610,533		0.0000	1.0000	99.94
4.5	589,207		0.0000	1.0000	99.94
5.5	558,211	456	0.0008	0.9992	99.94
6.5	493,358		0.0000	1.0000	99.86
7.5	482,698	334	0.0007	0.9993	99.86
8.5	401,410	12,103	0.0302	0.9698	99.79
9.5	389,577	7,048	0.0181	0.9819	96.78
10.5	382,559	877	0.0023	0.9977	95.03
11.5	381,925	718	0.0019	0.9981	94.81
12.5	393,013	17,945	0.0457	0.9543	94.64
13.5	376,751	139	0.0004	0.9996	90.31
14.5	378,958	1,202	0.0032	0.9968	90.28
15.5	380,779	27,465	0.0721	0.9279	89.99
16.5	356,108	3,276	0.0092	0.9908	83.50
17.5	355,678	191	0.0005	0.9995	82.73
18.5	353,001		0.0000	1.0000	82.69
19.5	330,455	1,380	0.0042	0.9958	82.69
20.5	330,290	6,348	0.0192	0.9808	82.35
21.5	326,793	3,769	0.0115	0.9885	80.76
22.5	322,797	676	0.0021	0.9979	79.83
23.5	323,064	178	0.0006	0.9994	79.66
24.5	326,727	3,079	0.0094	0.9906	79.62
25.5	324,478	4,560	0.0141	0.9859	78.87
26.5	319,442	1,203	0.0038	0.9962	77.76
27.5	306,910	1,562	0.0051	0.9949	77.47
28.5	294,333	243	0.0008	0.9992	77.07
29.5	277,342		0.0000	1.0000	77.01
30.5	276,007	509	0.0018	0.9982	77.01
31.5	273,796	505	0.0018	0.9982	76.87
32.5	276,030	5,480	0.0199	0.9801	76.73
33.5	265,544	3,988	0.0150	0.9850	75.20
34.5	260,258	3,668	0.0141	0.9859	74.07
35.5	259,282	5,425	0.0209	0.9791	73.03
36.5	232,566	4,907	0.0211	0.9789	71.50
37.5	225,442	1,966	0.0087	0.9913	69.99
38.5	225,318	2,220	0.0099	0.9901	69.38

AQUA PENNSYLVANIA, INC.

ACCOUNT 331.10 MAINS AND ACCESSORIES - COPPER

ORIGINAL LIFE TABLE, CONT.

PLACEMENT BAND 1922-2017			EXPERIENCE BAND 1954-2019			
AGE AT BEGIN OF INTERVAL	EXPOSURES AT BEGINNING OF AGE INTERVAL	RETIREMENTS DURING AGE INTERVAL	RETMT RATIO	SURV RATIO	PCT SURV BEGIN OF INTERVAL	
39.5	214,982	2,290	0.0107	0.9893	68.70	
40.5	205,766	1,277	0.0062	0.9938	67.97	
41.5	199,556	5,078	0.0254	0.9746	67.55	
42.5	184,019	6,641	0.0361	0.9639	65.83	
43.5	172,767	1,066	0.0062	0.9938	63.45	
44.5	168,813	9,221	0.0546	0.9454	63.06	
45.5	156,273	1,627	0.0104	0.9896	59.62	
46.5	154,206	4,267	0.0277	0.9723	58.99	
47.5	148,254	6,604	0.0445	0.9555	57.36	
48.5	141,250	804	0.0057	0.9943	54.81	
49.5	140,316	6,465	0.0461	0.9539	54.50	
50.5	129,390	1,443	0.0112	0.9888	51.98	
51.5	128,382	4,789	0.0373	0.9627	51.40	
52.5	122,916	5,949	0.0484	0.9516	49.49	
53.5	116,973	4,121	0.0352	0.9648	47.09	
54.5	113,916	9,510	0.0835	0.9165	45.43	
55.5	104,283	10,949	0.1050	0.8950	41.64	
56.5	95,114	10,043	0.1056	0.8944	37.27	
57.5	85,837	4,987	0.0581	0.9419	33.33	
58.5	82,043	2,856	0.0348	0.9652	31.40	
59.5	79,344	201	0.0025	0.9975	30.30	
60.5	77,777	4,118	0.0529	0.9471	30.23	
61.5	72,805	1,459	0.0200	0.9800	28.63	
62.5	68,420	246	0.0036	0.9964	28.05	
63.5	64,654	2,118	0.0328	0.9672	27.95	
64.5	59,483	1,766	0.0297	0.9703	27.04	
65.5	55,461	1,050	0.0189	0.9811	26.23	
66.5	53,598	3,261	0.0608	0.9392	25.74	
67.5	47,614	1,762	0.0370	0.9630	24.17	
68.5	45,710	2,145	0.0469	0.9531	23.28	
69.5	42,256	782	0.0185	0.9815	22.18	
70.5	39,539	1,178	0.0298	0.9702	21.77	
71.5	36,028	1,495	0.0415	0.9585	21.13	
72.5	33,745	1,093	0.0324	0.9676	20.25	
73.5	31,769	160	0.0050	0.9950	19.59	
74.5	30,838	185	0.0060	0.9940	19.49	
75.5	30,952	413	0.0133	0.9867	19.38	
76.5	30,527	811	0.0266	0.9734	19.12	
77.5	29,638	830	0.0280	0.9720	18.61	
78.5	28,548	2,978	0.1043	0.8957	18.09	

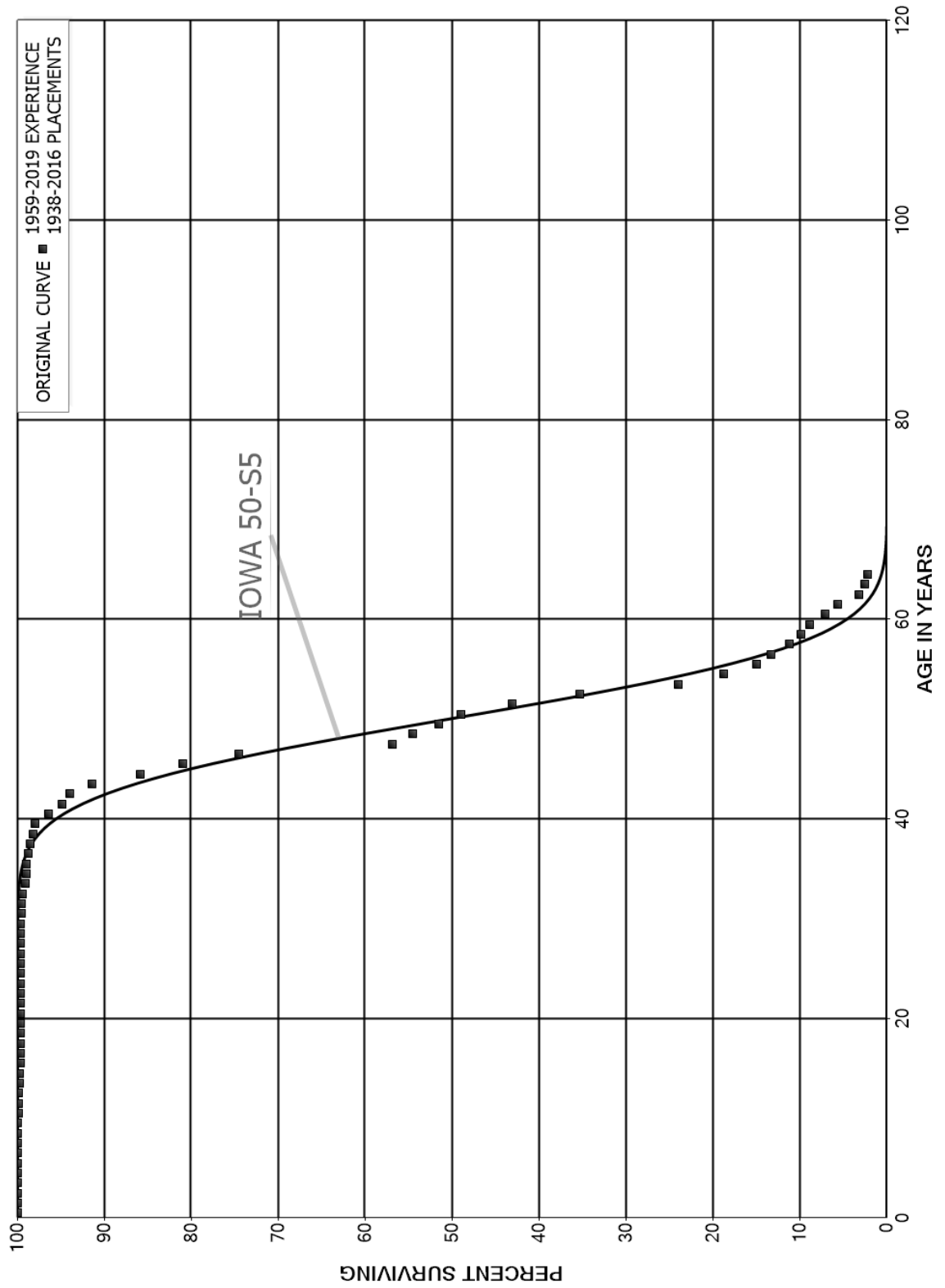
AQUA PENNSYLVANIA, INC.

ACCOUNT 331.10 MAINS AND ACCESSORIES - COPPER

ORIGINAL LIFE TABLE, CONT.

PLACEMENT BAND 1922-2017			EXPERIENCE BAND 1954-2019			
AGE AT BEGIN OF INTERVAL	EXPOSURES AT BEGINNING OF AGE INTERVAL	RETIREMENTS DURING AGE INTERVAL	RETMT RATIO	SURV RATIO	PCT SURV BEGIN OF INTERVAL	
79.5	23,477	1,397	0.0595	0.9405	16.20	
80.5	20,445	1,485	0.0726	0.9274	15.24	
81.5	17,022	1,505	0.0884	0.9116	14.13	
82.5	14,197	1,518	0.1069	0.8931	12.88	
83.5	11,703	1,851	0.1581	0.8419	11.50	
84.5	8,919	1,661	0.1862	0.8138	9.69	
85.5	6,904	1,236	0.1790	0.8210	7.88	
86.5	5,563	1,775	0.3191	0.6809	6.47	
87.5	3,707	1,091	0.2942	0.7058	4.41	
88.5	2,520	1,228	0.4874	0.5126	3.11	
89.5	1,202	719	0.5983	0.4017	1.59	
90.5	434	101	0.2336	0.7664	0.64	
91.5	285	106	0.3708	0.6292	0.49	
92.5	93		0.0000	1.0000	0.31	
93.5	24		0.0000	1.0000	0.31	
94.5					0.31	

AQUA PENNSYLVANIA, INC.
 ACCOUNT 331.11 MAINS AND ACCESSORIES - ASBESTOS CEMENT
 ORIGINAL AND SMOOTH SURVIVOR CURVES



AQUA PENNSYLVANIA, INC.

ACCOUNT 331.11 MAINS AND ACCESSORIES - ASBESTOS CEMENT

ORIGINAL LIFE TABLE

PLACEMENT BAND 1938-2016

EXPERIENCE BAND 1959-2019

AGE AT BEGIN OF INTERVAL	EXPOSURES AT BEGINNING OF AGE INTERVAL	RETIREMENTS DURING AGE INTERVAL	RETMT RATIO	SURV RATIO	PCT SURV BEGIN OF INTERVAL
0.0	1,409,818		0.0000	1.0000	100.00
0.5	1,409,818	277	0.0002	0.9998	100.00
1.5	1,411,722	284	0.0002	0.9998	99.98
2.5	2,147,676		0.0000	1.0000	99.96
3.5	2,513,803		0.0000	1.0000	99.96
4.5	2,918,021		0.0000	1.0000	99.96
5.5	3,272,023		0.0000	1.0000	99.96
6.5	3,534,597		0.0000	1.0000	99.96
7.5	3,717,702	1,079	0.0003	0.9997	99.96
8.5	3,557,867	1,351	0.0004	0.9996	99.93
9.5	3,889,232	1,276	0.0003	0.9997	99.89
10.5	4,096,853		0.0000	1.0000	99.86
11.5	4,371,359	3,459	0.0008	0.9992	99.86
12.5	4,572,480	1,768	0.0004	0.9996	99.78
13.5	4,848,858		0.0000	1.0000	99.74
14.5	5,172,539	5,540	0.0011	0.9989	99.74
15.5	5,322,297		0.0000	1.0000	99.64
16.5	5,258,328		0.0000	1.0000	99.64
17.5	5,459,959		0.0000	1.0000	99.64
18.5	5,892,172	3,711	0.0006	0.9994	99.64
19.5	6,128,808	332	0.0001	0.9999	99.57
20.5	6,233,084		0.0000	1.0000	99.57
21.5	6,335,127		0.0000	1.0000	99.57
22.5	6,681,043		0.0000	1.0000	99.57
23.5	6,924,812	312	0.0000	1.0000	99.57
24.5	7,025,905		0.0000	1.0000	99.56
25.5	7,032,211		0.0000	1.0000	99.56
26.5	7,015,157		0.0000	1.0000	99.56
27.5	7,111,161		0.0000	1.0000	99.56
28.5	7,185,667	97	0.0000	1.0000	99.56
29.5	8,124,936	6,536	0.0008	0.9992	99.56
30.5	8,163,416	1,523	0.0002	0.9998	99.48
31.5	8,178,236	8,092	0.0010	0.9990	99.46
32.5	8,276,240	24,054	0.0029	0.9971	99.37
33.5	8,346,690	7,619	0.0009	0.9991	99.08
34.5	7,563,789	4,667	0.0006	0.9994	98.99
35.5	7,714,876	19,706	0.0026	0.9974	98.92
36.5	7,316,934	16,370	0.0022	0.9978	98.67
37.5	7,046,532	18,109	0.0026	0.9974	98.45
38.5	6,776,330	13,559	0.0020	0.9980	98.20

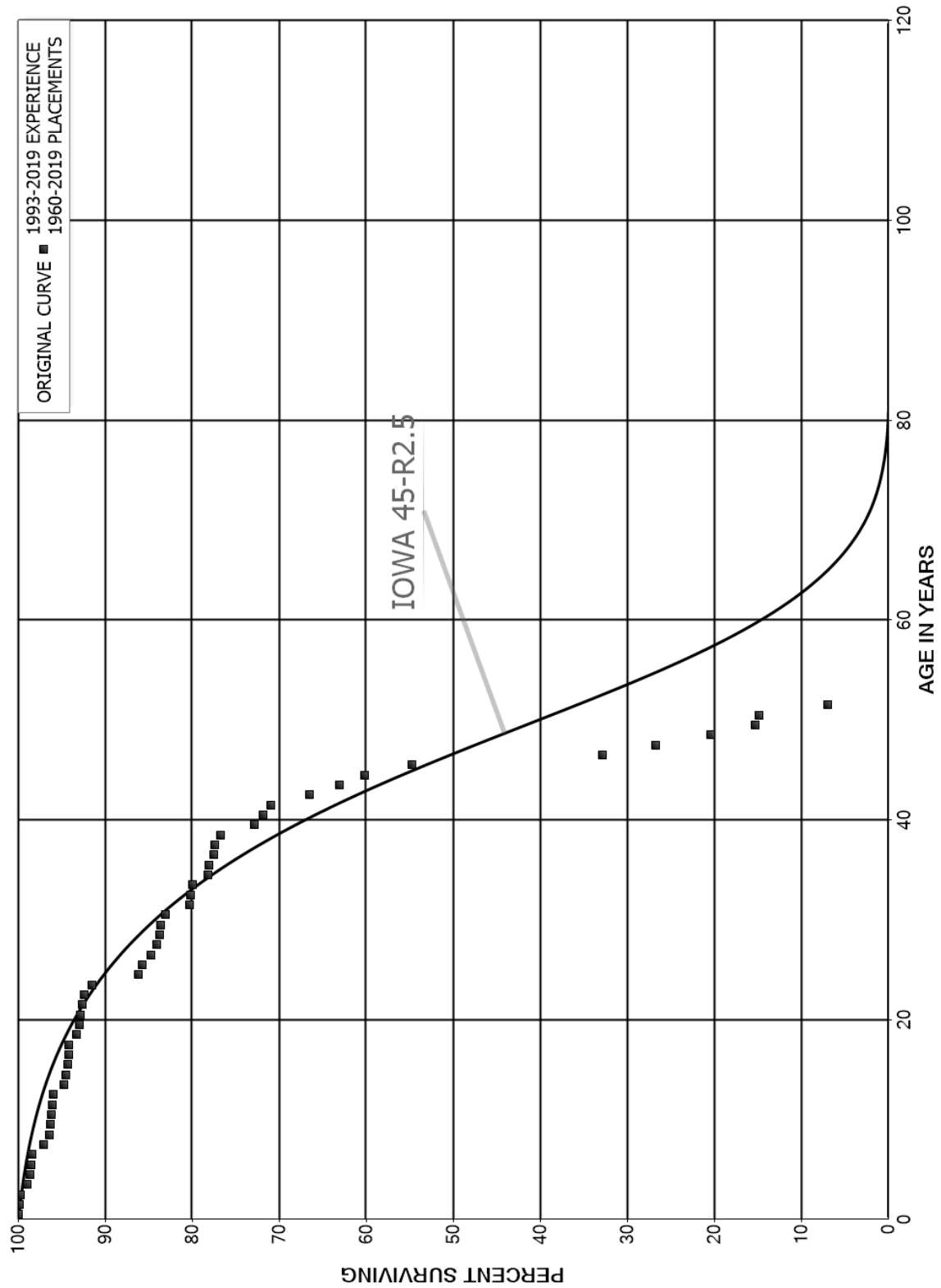
AQUA PENNSYLVANIA, INC.

ACCOUNT 331.11 MAINS AND ACCESSORIES - ASBESTOS CEMENT

ORIGINAL LIFE TABLE, CONT.

PLACEMENT BAND 1938-2016			EXPERIENCE BAND 1959-2019		
AGE AT BEGIN OF INTERVAL	EXPOSURES AT BEGINNING OF AGE INTERVAL	RETIREMENTS DURING AGE INTERVAL	RETMT RATIO	SURV RATIO	PCT SURV BEGIN OF INTERVAL
39.5	6,499,981	103,463	0.0159	0.9841	98.00
40.5	5,639,405	91,561	0.0162	0.9838	96.44
41.5	5,460,978	52,601	0.0096	0.9904	94.88
42.5	5,286,131	144,249	0.0273	0.9727	93.96
43.5	4,952,684	302,019	0.0610	0.9390	91.40
44.5	4,567,245	257,784	0.0564	0.9436	85.82
45.5	4,395,792	352,636	0.0802	0.9198	80.98
46.5	3,935,127	934,517	0.2375	0.7625	74.48
47.5	2,736,589	111,851	0.0409	0.9591	56.80
48.5	2,412,628	132,347	0.0549	0.9451	54.47
49.5	2,223,674	108,578	0.0488	0.9512	51.49
50.5	2,070,144	249,898	0.1207	0.8793	48.97
51.5	1,791,004	325,237	0.1816	0.8184	43.06
52.5	1,448,859	465,310	0.3212	0.6788	35.24
53.5	936,538	204,631	0.2185	0.7815	23.92
54.5	725,350	144,195	0.1988	0.8012	18.70
55.5	651,631	76,010	0.1166	0.8834	14.98
56.5	576,235	90,326	0.1568	0.8432	13.23
57.5	482,266	57,974	0.1202	0.8798	11.16
58.5	423,307	40,261	0.0951	0.9049	9.82
59.5	380,657	76,462	0.2009	0.7991	8.88
60.5	306,072	65,483	0.2139	0.7861	7.10
61.5	241,538	104,418	0.4323	0.5677	5.58
62.5	140,274	29,288	0.2088	0.7912	3.17
63.5	110,917	13,673	0.1233	0.8767	2.51
64.5	97,165	3,300	0.0340	0.9660	2.20
65.5	93,371	5,607	0.0601	0.9399	2.12
66.5	92,357	1,162	0.0126	0.9874	2.00
67.5	90,690	4,040	0.0445	0.9555	1.97
68.5	86,650	951	0.0110	0.9890	1.88
69.5	85,699	48,214	0.5626	0.4374	1.86
70.5	37,484	16,844	0.4494	0.5506	0.81
71.5	20,630	11,309	0.5482	0.4518	0.45
72.5	9,307	5,880	0.6319	0.3681	0.20
73.5	3,406	1,053	0.3092	0.6908	0.07
74.5	2,344	1,030	0.4394	0.5606	0.05
75.5	1,314	576	0.4379	0.5621	0.03
76.5	739	552	0.7477	0.2523	0.02
77.5	184	13	0.0688	0.9312	0.00
78.5	120	5	0.0417	0.9583	0.00
79.5	114		0.0000	1.0000	0.00
80.5					0.00

AQUA PENNSYLVANIA, INC.
 ACCOUNT 331.13 MAINS AND ACCESSORIES - PLASTIC
 ORIGINAL AND SMOOTH SURVIVOR CURVES



AQUA PENNSYLVANIA, INC.

ACCOUNT 331.13 MAINS AND ACCESSORIES - PLASTIC

ORIGINAL LIFE TABLE

PLACEMENT BAND 1960-2019

EXPERIENCE BAND 1993-2019

AGE AT BEGIN OF INTERVAL	EXPOSURES AT BEGINNING OF AGE INTERVAL	RETIREMENTS DURING AGE INTERVAL	RETMT RATIO	SURV RATIO	PCT SURV BEGIN OF INTERVAL
0.0	18,637,763	28	0.0000	1.0000	100.00
0.5	18,212,216	20,885	0.0011	0.9989	100.00
1.5	16,318,933	32,889	0.0020	0.9980	99.89
2.5	10,019,538	78,130	0.0078	0.9922	99.68
3.5	8,765,013	24,378	0.0028	0.9972	98.91
4.5	8,566,835	8,279	0.0010	0.9990	98.63
5.5	7,979,367	13,908	0.0017	0.9983	98.54
6.5	6,145,609	84,466	0.0137	0.9863	98.36
7.5	5,015,022	31,213	0.0062	0.9938	97.01
8.5	4,159,622	3,845	0.0009	0.9991	96.41
9.5	4,737,054	5,133	0.0011	0.9989	96.32
10.5	4,858,055	7,359	0.0015	0.9985	96.22
11.5	5,000,997	6,765	0.0014	0.9986	96.07
12.5	5,484,735	68,393	0.0125	0.9875	95.94
13.5	4,355,862	9,723	0.0022	0.9978	94.74
14.5	5,309,490	14,406	0.0027	0.9973	94.53
15.5	5,531,231	4,081	0.0007	0.9993	94.28
16.5	6,155,458	379	0.0001	0.9999	94.21
17.5	6,249,841	62,244	0.0100	0.9900	94.20
18.5	5,437,055	19,324	0.0036	0.9964	93.26
19.5	5,156,422	3,163	0.0006	0.9994	92.93
20.5	4,718,253	14,836	0.0031	0.9969	92.87
21.5	4,727,946	9,348	0.0020	0.9980	92.58
22.5	4,811,495	48,818	0.0101	0.9899	92.40
23.5	4,923,886	284,178	0.0577	0.9423	91.46
24.5	4,260,477	24,822	0.0058	0.9942	86.18
25.5	4,145,365	44,808	0.0108	0.9892	85.68
26.5	4,150,759	33,091	0.0080	0.9920	84.75
27.5	4,620,183	20,817	0.0045	0.9955	84.08
28.5	4,999,866	7,356	0.0015	0.9985	83.70
29.5	4,269,640	24,178	0.0057	0.9943	83.58
30.5	4,730,915	161,893	0.0342	0.9658	83.10
31.5	4,997,932	6,717	0.0013	0.9987	80.26
32.5	5,322,471	15,827	0.0030	0.9970	80.15
33.5	5,400,430	119,080	0.0221	0.9779	79.91
34.5	3,085,296	3,408	0.0011	0.9989	78.15
35.5	2,902,684	20,756	0.0072	0.9928	78.06
36.5	2,902,550	5,356	0.0018	0.9982	77.51
37.5	2,825,998	21,940	0.0078	0.9922	77.36
38.5	2,547,337	129,197	0.0507	0.9493	76.76

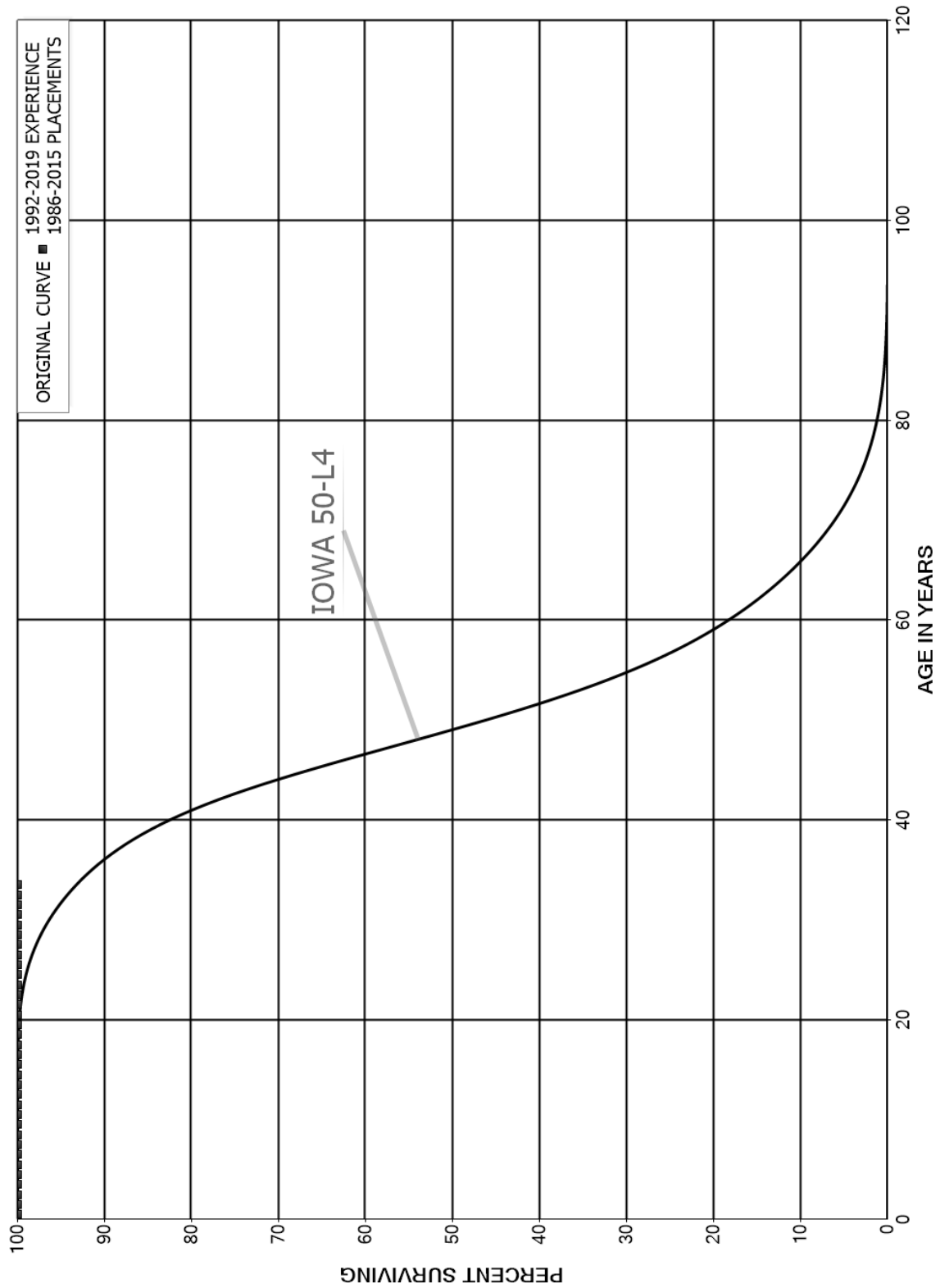
AQUA PENNSYLVANIA, INC.

ACCOUNT 331.13 MAINS AND ACCESSORIES - PLASTIC

ORIGINAL LIFE TABLE, CONT.

PLACEMENT BAND 1960-2019			EXPERIENCE BAND 1993-2019		
AGE AT BEGIN OF INTERVAL	EXPOSURES AT BEGINNING OF AGE INTERVAL	RETIREMENTS DURING AGE INTERVAL	RETMT RATIO	SURV RATIO	PCT SURV BEGIN OF INTERVAL
39.5	2,736,371	40,851	0.0149	0.9851	72.87
40.5	2,784,689	31,776	0.0114	0.9886	71.78
41.5	2,592,647	161,449	0.0623	0.9377	70.96
42.5	2,394,357	123,779	0.0517	0.9483	66.54
43.5	2,234,741	104,100	0.0466	0.9534	63.10
44.5	2,219,647	202,178	0.0911	0.9089	60.16
45.5	1,726,024	690,088	0.3998	0.6002	54.68
46.5	655,029	122,088	0.1864	0.8136	32.82
47.5	430,997	101,631	0.2358	0.7642	26.70
48.5	249,667	62,040	0.2485	0.7515	20.41
49.5	174,750	6,189	0.0354	0.9646	15.34
50.5	168,013	88,984	0.5296	0.4704	14.79
51.5	73,399	11,098	0.1512	0.8488	6.96
52.5	62,241	375	0.0060	0.9940	5.91
53.5	19,351	18,468	0.9543	0.0457	5.87
54.5					0.27

AQUA PENNSYLVANIA, INC.
 ACCOUNT 331.99 MAINS AND ACCESSORIES - MAIN CLEANING AND LINING
 ORIGINAL AND SMOOTH SURVIVOR CURVES



AQUA PENNSYLVANIA, INC.

ACCOUNT 331.99 MAINS AND ACCESSORIES - MAIN CLEANING AND LINING

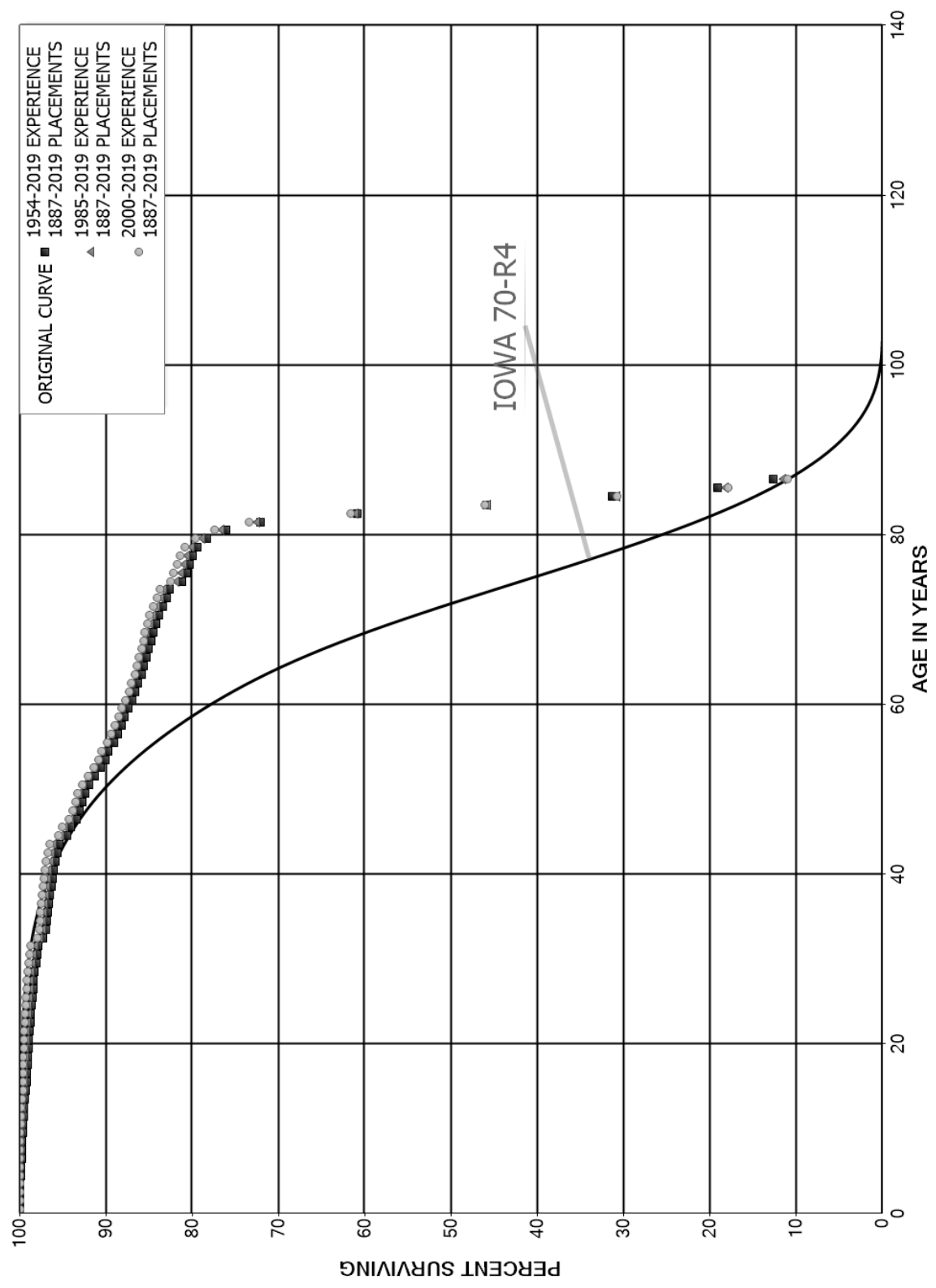
ORIGINAL LIFE TABLE

PLACEMENT BAND 1986-2015

EXPERIENCE BAND 1992-2019

AGE AT BEGIN OF INTERVAL	EXPOSURES AT BEGINNING OF AGE INTERVAL	RETIREMENTS DURING AGE INTERVAL	RETMT RATIO	SURV RATIO	PCT SURV BEGIN OF INTERVAL
0.0	120,950,462		0.0000	1.0000	100.00
0.5	121,708,998		0.0000	1.0000	100.00
1.5	122,427,705		0.0000	1.0000	100.00
2.5	123,119,796		0.0000	1.0000	100.00
3.5	123,461,472		0.0000	1.0000	100.00
4.5	120,876,696		0.0000	1.0000	100.00
5.5	119,027,502		0.0000	1.0000	100.00
6.5	110,797,890		0.0000	1.0000	100.00
7.5	105,830,362		0.0000	1.0000	100.00
8.5	96,409,517		0.0000	1.0000	100.00
9.5	78,250,249		0.0000	1.0000	100.00
10.5	68,866,947		0.0000	1.0000	100.00
11.5	59,467,405		0.0000	1.0000	100.00
12.5	55,218,254		0.0000	1.0000	100.00
13.5	47,740,982		0.0000	1.0000	100.00
14.5	45,941,202		0.0000	1.0000	100.00
15.5	45,941,202		0.0000	1.0000	100.00
16.5	45,740,173		0.0000	1.0000	100.00
17.5	37,264,964		0.0000	1.0000	100.00
18.5	31,473,710		0.0000	1.0000	100.00
19.5	25,452,859		0.0000	1.0000	100.00
20.5	20,140,125		0.0000	1.0000	100.00
21.5	16,253,878		0.0000	1.0000	100.00
22.5	13,178,376		0.0000	1.0000	100.00
23.5	10,884,775		0.0000	1.0000	100.00
24.5	8,607,768		0.0000	1.0000	100.00
25.5	6,698,825		0.0000	1.0000	100.00
26.5	4,559,736		0.0000	1.0000	100.00
27.5	3,720,776		0.0000	1.0000	100.00
28.5	2,936,715		0.0000	1.0000	100.00
29.5	2,218,008		0.0000	1.0000	100.00
30.5	1,525,917		0.0000	1.0000	100.00
31.5	1,184,240		0.0000	1.0000	100.00
32.5	771,557		0.0000	1.0000	100.00
33.5					100.00

AQUA PENNSYLVANIA, INC.
 ACCOUNT 333 SERVICES
 ORIGINAL AND SMOOTH SURVIVOR CURVES



AQUA PENNSYLVANIA, INC.

ACCOUNT 333 SERVICES

ORIGINAL LIFE TABLE

PLACEMENT BAND 1887-2019

EXPERIENCE BAND 1954-2019

AGE AT BEGIN OF INTERVAL	EXPOSURES AT BEGINNING OF AGE INTERVAL	RETIREMENTS DURING AGE INTERVAL	RETMT RATIO	SURV RATIO	PCT SURV BEGIN OF INTERVAL
0.0	438,312,943	325	0.0000	1.0000	100.00
0.5	410,060,032	106,674	0.0003	0.9997	100.00
1.5	382,230,692	81,219	0.0002	0.9998	99.97
2.5	354,990,134	211,956	0.0006	0.9994	99.95
3.5	328,355,398	127,179	0.0004	0.9996	99.89
4.5	301,353,644	92,115	0.0003	0.9997	99.85
5.5	280,507,783	135,267	0.0005	0.9995	99.82
6.5	259,348,751	155,201	0.0006	0.9994	99.78
7.5	236,428,058	79,245	0.0003	0.9997	99.72
8.5	217,592,688	112,832	0.0005	0.9995	99.68
9.5	197,554,562	107,933	0.0005	0.9995	99.63
10.5	183,463,558	65,586	0.0004	0.9996	99.58
11.5	170,250,900	125,303	0.0007	0.9993	99.54
12.5	158,511,755	136,543	0.0009	0.9991	99.47
13.5	146,036,680	165,491	0.0011	0.9989	99.38
14.5	135,577,506	57,981	0.0004	0.9996	99.27
15.5	125,014,493	71,615	0.0006	0.9994	99.23
16.5	122,439,381	74,786	0.0006	0.9994	99.17
17.5	108,361,972	59,371	0.0005	0.9995	99.11
18.5	98,720,492	66,826	0.0007	0.9993	99.06
19.5	91,989,863	63,305	0.0007	0.9993	98.99
20.5	87,087,823	57,036	0.0007	0.9993	98.92
21.5	80,205,514	63,138	0.0008	0.9992	98.86
22.5	76,064,519	79,124	0.0010	0.9990	98.78
23.5	72,775,402	59,441	0.0008	0.9992	98.67
24.5	68,736,885	50,324	0.0007	0.9993	98.59
25.5	66,748,199	61,279	0.0009	0.9991	98.52
26.5	63,743,621	54,582	0.0009	0.9991	98.43
27.5	60,723,567	64,501	0.0011	0.9989	98.35
28.5	58,425,727	80,942	0.0014	0.9986	98.24
29.5	55,075,392	74,683	0.0014	0.9986	98.11
30.5	51,711,758	91,366	0.0018	0.9982	97.97
31.5	48,486,133	273,113	0.0056	0.9944	97.80
32.5	45,583,095	135,934	0.0030	0.9970	97.25
33.5	43,526,882	43,520	0.0010	0.9990	96.96
34.5	40,535,261	36,578	0.0009	0.9991	96.86
35.5	38,768,880	48,364	0.0012	0.9988	96.78
36.5	37,252,815	55,411	0.0015	0.9985	96.65
37.5	35,864,156	67,337	0.0019	0.9981	96.51
38.5	34,189,610	48,931	0.0014	0.9986	96.33

AQUA PENNSYLVANIA, INC.

ACCOUNT 333 SERVICES

ORIGINAL LIFE TABLE, CONT.

PLACEMENT BAND 1887-2019

EXPERIENCE BAND 1954-2019

AGE AT BEGIN OF INTERVAL	EXPOSURES AT BEGINNING OF AGE INTERVAL	RETIREMENTS DURING AGE INTERVAL	RETMT RATIO	SURV RATIO	PCT SURV BEGIN OF INTERVAL
39.5	32,550,848	52,557	0.0016	0.9984	96.19
40.5	30,652,818	67,961	0.0022	0.9978	96.04
41.5	28,913,927	60,380	0.0021	0.9979	95.82
42.5	27,531,741	81,187	0.0029	0.9971	95.62
43.5	26,435,623	224,533	0.0085	0.9915	95.34
44.5	24,615,274	112,660	0.0046	0.9954	94.53
45.5	22,481,346	159,672	0.0071	0.9929	94.10
46.5	21,078,927	86,911	0.0041	0.9959	93.43
47.5	20,012,141	78,209	0.0039	0.9961	93.05
48.5	18,833,784	55,121	0.0029	0.9971	92.68
49.5	17,939,213	96,473	0.0054	0.9946	92.41
50.5	17,133,183	112,955	0.0066	0.9934	91.91
51.5	16,354,278	124,909	0.0076	0.9924	91.31
52.5	15,412,465	85,287	0.0055	0.9945	90.61
53.5	14,326,556	60,982	0.0043	0.9957	90.11
54.5	13,580,885	92,160	0.0068	0.9932	89.73
55.5	12,376,885	68,904	0.0056	0.9944	89.12
56.5	11,674,278	51,593	0.0044	0.9956	88.62
57.5	10,801,622	52,019	0.0048	0.9952	88.23
58.5	10,098,720	48,724	0.0048	0.9952	87.80
59.5	9,291,118	40,166	0.0043	0.9957	87.38
60.5	8,565,659	42,043	0.0049	0.9951	87.00
61.5	7,890,824	28,139	0.0036	0.9964	86.58
62.5	7,196,935	33,742	0.0047	0.9953	86.27
63.5	6,302,782	21,974	0.0035	0.9965	85.86
64.5	5,341,095	14,074	0.0026	0.9974	85.56
65.5	4,542,418	15,548	0.0034	0.9966	85.34
66.5	3,888,097	12,441	0.0032	0.9968	85.05
67.5	3,347,517	8,495	0.0025	0.9975	84.77
68.5	2,788,066	12,652	0.0045	0.9955	84.56
69.5	2,250,966	8,265	0.0037	0.9963	84.17
70.5	1,932,276	10,333	0.0053	0.9947	83.86
71.5	1,620,581	9,350	0.0058	0.9942	83.42
72.5	1,405,298	6,094	0.0043	0.9957	82.94
73.5	1,267,945	20,718	0.0163	0.9837	82.58
74.5	1,129,365	8,154	0.0072	0.9928	81.23
75.5	1,075,061	4,689	0.0044	0.9956	80.64
76.5	1,048,824	4,097	0.0039	0.9961	80.29
77.5	998,032	7,237	0.0073	0.9927	79.97
78.5	887,944	12,796	0.0144	0.9856	79.39

AQUA PENNSYLVANIA, INC.

ACCOUNT 333 SERVICES

ORIGINAL LIFE TABLE, CONT.

PLACEMENT BAND 1887-2019

EXPERIENCE BAND 1954-2019

AGE AT BEGIN OF INTERVAL	EXPOSURES AT BEGINNING OF AGE INTERVAL	RETIREMENTS DURING AGE INTERVAL	RETMT RATIO	SURV RATIO	PCT SURV BEGIN OF INTERVAL
79.5	753,390	20,619	0.0274	0.9726	78.25
80.5	627,804	33,665	0.0536	0.9464	76.11
81.5	544,697	84,944	0.1559	0.8441	72.03
82.5	420,019	103,084	0.2454	0.7546	60.80
83.5	281,529	89,779	0.3189	0.6811	45.87
84.5	180,192	70,332	0.3903	0.6097	31.25
85.5	102,485	34,862	0.3402	0.6598	19.05
86.5	65,634	24,957	0.3802	0.6198	12.57
87.5	40,756	8,988	0.2205	0.7795	7.79
88.5	32,112	5,613	0.1748	0.8252	6.07
89.5	26,547	6,067	0.2285	0.7715	5.01
90.5	22,520	6,770	0.3006	0.6994	3.87
91.5	15,750	54	0.0035	0.9965	2.70
92.5	15,696	2,522	0.1607	0.8393	2.69
93.5	13,174	433	0.0329	0.9671	2.26
94.5	12,741	261	0.0205	0.9795	2.19
95.5	12,480	60	0.0048	0.9952	2.14
96.5	14,420	414	0.0287	0.9713	2.13
97.5	14,007	93	0.0066	0.9934	2.07
98.5	13,914	919	0.0660	0.9340	2.06
99.5	12,995	1,083	0.0833	0.9167	1.92
100.5	11,912	2,022	0.1697	0.8303	1.76
101.5	10,657	27	0.0025	0.9975	1.46
102.5	10,630	16	0.0015	0.9985	1.46
103.5	10,614		0.0000	1.0000	1.46
104.5	10,614	51	0.0048	0.9952	1.46
105.5	10,563	80	0.0076	0.9924	1.45
106.5	10,483	1,110	0.1059	0.8941	1.44
107.5	9,373	315	0.0336	0.9664	1.29
108.5	9,058	154	0.0170	0.9830	1.24
109.5	8,904		0.0000	1.0000	1.22
110.5	8,904	230	0.0259	0.9741	1.22
111.5	8,674		0.0000	1.0000	1.19
112.5	8,260	466	0.0564	0.9436	1.19
113.5	7,795		0.0000	1.0000	1.12
114.5	7,795		0.0000	1.0000	1.12
115.5	7,795		0.0000	1.0000	1.12
116.5	7,795	56	0.0072	0.9928	1.12
117.5	7,739	159	0.0205	0.9795	1.11
118.5	7,580	37	0.0048	0.9952	1.09

AQUA PENNSYLVANIA, INC.

ACCOUNT 333 SERVICES

ORIGINAL LIFE TABLE, CONT.

PLACEMENT BAND 1887-2019

EXPERIENCE BAND 1954-2019

AGE AT BEGIN OF INTERVAL	EXPOSURES AT BEGINNING OF AGE INTERVAL	RETIREMENTS DURING AGE INTERVAL	RETMT RATIO	SURV RATIO	PCT SURV BEGIN OF INTERVAL
119.5	7,543	384	0.0509	0.9491	1.09
120.5	7,160	1,611	0.2250	0.7750	1.03
121.5	5,549	3	0.0005	0.9995	0.80
122.5	5,546		0.0000	1.0000	0.80
123.5	5,546	929	0.1675	0.8325	0.80
124.5	4,618		0.0000	1.0000	0.67
125.5	4,618		0.0000	1.0000	0.67
126.5	4,618		0.0000	1.0000	0.67
127.5	4,618		0.0000	1.0000	0.67
128.5	4,618		0.0000	1.0000	0.67
129.5	4,584		0.0000	1.0000	0.67
130.5	4,584		0.0000	1.0000	0.67
131.5	4,584		0.0000	1.0000	0.67
132.5					0.67

AQUA PENNSYLVANIA, INC.

ACCOUNT 333 SERVICES

ORIGINAL LIFE TABLE

PLACEMENT BAND 1887-2019

EXPERIENCE BAND 1985-2019

AGE AT BEGIN OF INTERVAL	EXPOSURES AT BEGINNING OF AGE INTERVAL	RETIREMENTS DURING AGE INTERVAL	RETMT RATIO	SURV RATIO	PCT SURV BEGIN OF INTERVAL
0.0	410,291,291		0.0000	1.0000	100.00
0.5	383,072,204	54,146	0.0001	0.9999	100.00
1.5	356,172,375	45,020	0.0001	0.9999	99.99
2.5	329,741,085	182,397	0.0006	0.9994	99.97
3.5	304,274,381	100,733	0.0003	0.9997	99.92
4.5	278,268,833	67,028	0.0002	0.9998	99.88
5.5	258,523,746	106,038	0.0004	0.9996	99.86
6.5	238,354,384	126,623	0.0005	0.9995	99.82
7.5	216,347,710	56,117	0.0003	0.9997	99.77
8.5	198,342,703	87,861	0.0004	0.9996	99.74
9.5	179,135,753	87,651	0.0005	0.9995	99.70
10.5	165,880,573	43,631	0.0003	0.9997	99.65
11.5	153,369,724	100,290	0.0007	0.9993	99.62
12.5	142,346,473	116,601	0.0008	0.9992	99.56
13.5	130,542,082	140,735	0.0011	0.9989	99.48
14.5	120,662,565	38,272	0.0003	0.9997	99.37
15.5	110,789,001	51,945	0.0005	0.9995	99.34
16.5	108,820,860	55,263	0.0005	0.9995	99.29
17.5	95,371,349	38,838	0.0004	0.9996	99.24
18.5	86,412,443	49,188	0.0006	0.9994	99.20
19.5	80,301,861	45,947	0.0006	0.9994	99.14
20.5	76,100,460	39,150	0.0005	0.9995	99.09
21.5	69,845,019	45,365	0.0006	0.9994	99.03
22.5	66,422,188	67,326	0.0010	0.9990	98.97
23.5	63,718,932	48,594	0.0008	0.9992	98.87
24.5	60,306,340	40,513	0.0007	0.9993	98.79
25.5	58,959,257	48,946	0.0008	0.9992	98.73
26.5	56,571,895	40,011	0.0007	0.9993	98.65
27.5	54,223,294	50,851	0.0009	0.9991	98.58
28.5	52,764,922	67,031	0.0013	0.9987	98.48
29.5	50,185,083	60,799	0.0012	0.9988	98.36
30.5	47,489,209	78,761	0.0017	0.9983	98.24
31.5	44,883,583	262,323	0.0058	0.9942	98.08
32.5	42,497,397	125,470	0.0030	0.9970	97.50
33.5	40,977,796	33,264	0.0008	0.9992	97.22
34.5	38,387,260	26,715	0.0007	0.9993	97.14
35.5	36,948,213	35,304	0.0010	0.9990	97.07
36.5	35,760,021	37,466	0.0010	0.9990	96.98
37.5	34,594,985	53,024	0.0015	0.9985	96.87
38.5	33,043,127	34,983	0.0011	0.9989	96.73

AQUA PENNSYLVANIA, INC.

ACCOUNT 333 SERVICES

ORIGINAL LIFE TABLE, CONT.

PLACEMENT BAND 1887-2019

EXPERIENCE BAND 1985-2019

AGE AT BEGIN OF INTERVAL	EXPOSURES AT BEGINNING OF AGE INTERVAL	RETIREMENTS DURING AGE INTERVAL	RETMT RATIO	SURV RATIO	PCT SURV BEGIN OF INTERVAL
39.5	31,480,199	38,868	0.0012	0.9988	96.62
40.5	29,642,417	59,668	0.0020	0.9980	96.50
41.5	27,937,329	48,437	0.0017	0.9983	96.31
42.5	26,620,536	68,728	0.0026	0.9974	96.14
43.5	25,641,559	216,619	0.0084	0.9916	95.90
44.5	23,913,972	106,759	0.0045	0.9955	95.09
45.5	21,866,886	155,258	0.0071	0.9929	94.66
46.5	20,535,016	83,075	0.0040	0.9960	93.99
47.5	19,531,261	73,901	0.0038	0.9962	93.61
48.5	18,420,824	52,502	0.0029	0.9971	93.25
49.5	17,564,769	93,310	0.0053	0.9947	92.99
50.5	16,798,699	110,415	0.0066	0.9934	92.49
51.5	16,043,493	121,854	0.0076	0.9924	91.89
52.5	15,131,720	82,564	0.0055	0.9945	91.19
53.5	14,084,563	57,756	0.0041	0.9959	90.69
54.5	13,374,378	91,074	0.0068	0.9932	90.32
55.5	12,201,386	66,573	0.0055	0.9945	89.70
56.5	11,544,112	49,423	0.0043	0.9957	89.21
57.5	10,708,289	50,121	0.0047	0.9953	88.83
58.5	10,044,966	48,647	0.0048	0.9952	88.42
59.5	9,242,576	40,166	0.0043	0.9957	87.99
60.5	8,523,560	42,043	0.0049	0.9951	87.61
61.5	7,868,978	28,139	0.0036	0.9964	87.17
62.5	7,181,031	33,742	0.0047	0.9953	86.86
63.5	6,285,755	21,974	0.0035	0.9965	86.45
64.5	5,334,051	14,074	0.0026	0.9974	86.15
65.5	4,535,374	15,548	0.0034	0.9966	85.92
66.5	3,875,114	12,441	0.0032	0.9968	85.63
67.5	3,335,530	8,495	0.0025	0.9975	85.36
68.5	2,776,079	12,652	0.0046	0.9954	85.14
69.5	2,238,979	8,265	0.0037	0.9963	84.75
70.5	1,920,289	10,333	0.0054	0.9946	84.44
71.5	1,608,794	9,350	0.0058	0.9942	83.98
72.5	1,395,475	6,094	0.0044	0.9956	83.49
73.5	1,258,122	20,718	0.0165	0.9835	83.13
74.5	1,119,542	8,154	0.0073	0.9927	81.76
75.5	1,065,238	4,689	0.0044	0.9956	81.17
76.5	1,039,001	4,097	0.0039	0.9961	80.81
77.5	988,949	7,237	0.0073	0.9927	80.49
78.5	878,861	12,796	0.0146	0.9854	79.90

AQUA PENNSYLVANIA, INC.

ACCOUNT 333 SERVICES

ORIGINAL LIFE TABLE, CONT.

PLACEMENT BAND 1887-2019

EXPERIENCE BAND 1985-2019

AGE AT BEGIN OF INTERVAL	EXPOSURES AT BEGINNING OF AGE INTERVAL	RETIREMENTS DURING AGE INTERVAL	RETMT RATIO	SURV RATIO	PCT SURV BEGIN OF INTERVAL
79.5	744,307	20,619	0.0277	0.9723	78.74
80.5	618,721	33,665	0.0544	0.9456	76.56
81.5	535,614	84,944	0.1586	0.8414	72.39
82.5	410,936	103,084	0.2509	0.7491	60.91
83.5	272,446	89,779	0.3295	0.6705	45.63
84.5	172,367	70,332	0.4080	0.5920	30.59
85.5	94,660	34,862	0.3683	0.6317	18.11
86.5	57,809	24,957	0.4317	0.5683	11.44
87.5	32,931	8,988	0.2729	0.7271	6.50
88.5	24,288	5,613	0.2311	0.7689	4.73
89.5	18,723	6,067	0.3241	0.6759	3.63
90.5	14,696	6,770	0.4607	0.5393	2.46
91.5	7,926	54	0.0069	0.9931	1.33
92.5	7,871	2,522	0.3204	0.6796	1.32
93.5	5,350	433	0.0810	0.9190	0.89
94.5	6,040	261	0.0432	0.9568	0.82
95.5	5,779	60	0.0104	0.9896	0.79
96.5	7,719	414	0.0536	0.9464	0.78
97.5	14,007	93	0.0066	0.9934	0.74
98.5	13,914	919	0.0660	0.9340	0.73
99.5	12,995	1,083	0.0833	0.9167	0.68
100.5	11,912	2,022	0.1697	0.8303	0.63
101.5	10,657	27	0.0025	0.9975	0.52
102.5	10,630	16	0.0015	0.9985	0.52
103.5	10,614		0.0000	1.0000	0.52
104.5	10,614	51	0.0048	0.9952	0.52
105.5	10,563	80	0.0076	0.9924	0.52
106.5	10,483	1,110	0.1059	0.8941	0.51
107.5	9,373	315	0.0336	0.9664	0.46
108.5	9,058	154	0.0170	0.9830	0.44
109.5	8,904		0.0000	1.0000	0.43
110.5	8,904	230	0.0259	0.9741	0.43
111.5	8,674		0.0000	1.0000	0.42
112.5	8,260	466	0.0564	0.9436	0.42
113.5	7,795		0.0000	1.0000	0.40
114.5	7,795		0.0000	1.0000	0.40
115.5	7,795		0.0000	1.0000	0.40
116.5	7,795	56	0.0072	0.9928	0.40
117.5	7,739	159	0.0205	0.9795	0.40
118.5	7,580	37	0.0048	0.9952	0.39

AQUA PENNSYLVANIA, INC.

ACCOUNT 333 SERVICES

ORIGINAL LIFE TABLE, CONT.

PLACEMENT BAND 1887-2019			EXPERIENCE BAND 1985-2019			
AGE AT BEGIN OF INTERVAL	EXPOSURES AT BEGINNING OF AGE INTERVAL	RETIREMENTS DURING AGE INTERVAL	RETMT RATIO	SURV RATIO	PCT SURV BEGIN OF INTERVAL	
119.5	7,543	384	0.0509	0.9491	0.39	
120.5	7,160	1,611	0.2250	0.7750	0.37	
121.5	5,549	3	0.0005	0.9995	0.28	
122.5	5,546		0.0000	1.0000	0.28	
123.5	5,546	929	0.1675	0.8325	0.28	
124.5	4,618		0.0000	1.0000	0.24	
125.5	4,618		0.0000	1.0000	0.24	
126.5	4,618		0.0000	1.0000	0.24	
127.5	4,618		0.0000	1.0000	0.24	
128.5	4,618		0.0000	1.0000	0.24	
129.5	4,584		0.0000	1.0000	0.24	
130.5	4,584		0.0000	1.0000	0.24	
131.5	4,584		0.0000	1.0000	0.24	
132.5					0.24	

AQUA PENNSYLVANIA, INC.

ACCOUNT 333 SERVICES

ORIGINAL LIFE TABLE

PLACEMENT BAND 1887-2019

EXPERIENCE BAND 2000-2019

AGE AT BEGIN OF INTERVAL	EXPOSURES AT BEGINNING OF AGE INTERVAL	RETIREMENTS DURING AGE INTERVAL	RETMT RATIO	SURV RATIO	PCT SURV BEGIN OF INTERVAL
0.0	361,245,852		0.0000	1.0000	100.00
0.5	337,430,943	14,407	0.0000	1.0000	100.00
1.5	315,950,188	7,615	0.0000	1.0000	100.00
2.5	291,754,164	64,053	0.0002	0.9998	99.99
3.5	267,668,357	2,018	0.0000	1.0000	99.97
4.5	243,892,259	3,313	0.0000	1.0000	99.97
5.5	225,225,607	9,506	0.0000	1.0000	99.97
6.5	206,643,936	70,913	0.0003	0.9997	99.97
7.5	186,144,419	16,623	0.0001	0.9999	99.93
8.5	169,556,160	39,150	0.0002	0.9998	99.92
9.5	152,702,322	29,204	0.0002	0.9998	99.90
10.5	140,983,395	23,027	0.0002	0.9998	99.88
11.5	130,501,232	67,834	0.0005	0.9995	99.86
12.5	121,373,964	74,741	0.0006	0.9994	99.81
13.5	111,040,486	99,057	0.0009	0.9991	99.75
14.5	103,129,188	11,073	0.0001	0.9999	99.66
15.5	94,139,952	25,210	0.0003	0.9997	99.65
16.5	92,901,603	18,419	0.0002	0.9998	99.62
17.5	79,843,345	20,525	0.0003	0.9997	99.60
18.5	71,661,905	30,186	0.0004	0.9996	99.58
19.5	66,448,784	25,416	0.0004	0.9996	99.54
20.5	62,779,129	21,617	0.0003	0.9997	99.50
21.5	57,080,582	26,317	0.0005	0.9995	99.46
22.5	54,073,035	39,698	0.0007	0.9993	99.42
23.5	51,715,081	18,767	0.0004	0.9996	99.35
24.5	49,153,969	25,592	0.0005	0.9995	99.31
25.5	48,069,184	28,029	0.0006	0.9994	99.26
26.5	45,829,242	24,124	0.0005	0.9995	99.20
27.5	43,632,431	32,171	0.0007	0.9993	99.15
28.5	42,054,084	50,547	0.0012	0.9988	99.07
29.5	39,361,000	42,969	0.0011	0.9989	98.96
30.5	36,682,095	56,564	0.0015	0.9985	98.85
31.5	34,148,394	240,202	0.0070	0.9930	98.69
32.5	31,878,220	106,775	0.0033	0.9967	98.00
33.5	30,474,754	17,763	0.0006	0.9994	97.67
34.5	28,171,774	11,556	0.0004	0.9996	97.62
35.5	27,092,482	20,125	0.0007	0.9993	97.58
36.5	26,259,220	24,035	0.0009	0.9991	97.50
37.5	25,700,714	37,145	0.0014	0.9986	97.41
38.5	24,678,638	19,853	0.0008	0.9992	97.27

AQUA PENNSYLVANIA, INC.

ACCOUNT 333 SERVICES

ORIGINAL LIFE TABLE, CONT.

PLACEMENT BAND 1887-2019

EXPERIENCE BAND 2000-2019

AGE AT BEGIN OF INTERVAL	EXPOSURES AT BEGINNING OF AGE INTERVAL	RETIREMENTS DURING AGE INTERVAL	RETMT RATIO	SURV RATIO	PCT SURV BEGIN OF INTERVAL
39.5	23,706,335	23,811	0.0010	0.9990	97.19
40.5	22,422,967	46,641	0.0021	0.9979	97.10
41.5	21,351,158	37,767	0.0018	0.9982	96.89
42.5	20,690,009	57,941	0.0028	0.9972	96.72
43.5	20,470,527	207,047	0.0101	0.9899	96.45
44.5	19,572,587	89,484	0.0046	0.9954	95.48
45.5	18,110,749	143,459	0.0079	0.9921	95.04
46.5	17,362,200	74,336	0.0043	0.9957	94.29
47.5	16,839,964	64,918	0.0039	0.9961	93.88
48.5	16,236,383	45,024	0.0028	0.9972	93.52
49.5	15,866,659	86,704	0.0055	0.9945	93.26
50.5	15,337,493	106,136	0.0069	0.9931	92.75
51.5	14,893,710	117,718	0.0079	0.9921	92.11
52.5	14,171,081	80,577	0.0057	0.9943	91.38
53.5	13,206,423	54,450	0.0041	0.9959	90.86
54.5	12,574,482	86,936	0.0069	0.9931	90.49
55.5	11,352,774	63,110	0.0056	0.9944	89.86
56.5	10,674,742	46,555	0.0044	0.9956	89.36
57.5	9,850,598	46,567	0.0047	0.9953	88.97
58.5	9,260,480	43,447	0.0047	0.9953	88.55
59.5	8,581,323	37,526	0.0044	0.9956	88.14
60.5	7,923,833	38,719	0.0049	0.9951	87.75
61.5	7,312,804	23,512	0.0032	0.9968	87.32
62.5	6,650,962	31,793	0.0048	0.9952	87.04
63.5	5,821,338	18,784	0.0032	0.9968	86.63
64.5	4,941,985	12,180	0.0025	0.9975	86.35
65.5	4,170,463	12,287	0.0029	0.9971	86.13
66.5	3,531,377	9,605	0.0027	0.9973	85.88
67.5	3,045,880	6,293	0.0021	0.9979	85.65
68.5	2,524,863	8,247	0.0033	0.9967	85.47
69.5	2,026,210	6,800	0.0034	0.9966	85.19
70.5	1,750,241	9,113	0.0052	0.9948	84.91
71.5	1,478,355	7,296	0.0049	0.9951	84.46
72.5	1,297,292	5,374	0.0041	0.9959	84.05
73.5	1,198,788	17,092	0.0143	0.9857	83.70
74.5	1,070,205	4,961	0.0046	0.9954	82.50
75.5	1,024,595	4,689	0.0046	0.9954	82.12
76.5	1,019,154	4,083	0.0040	0.9960	81.75
77.5	974,318	7,177	0.0074	0.9926	81.42
78.5	863,149	12,796	0.0148	0.9852	80.82

AQUA PENNSYLVANIA, INC.

ACCOUNT 333 SERVICES

ORIGINAL LIFE TABLE, CONT.

PLACEMENT BAND 1887-2019			EXPERIENCE BAND 2000-2019		
AGE AT BEGIN OF INTERVAL	EXPOSURES AT BEGINNING OF AGE INTERVAL	RETIREMENTS DURING AGE INTERVAL	RETMT RATIO	SURV RATIO	PCT SURV BEGIN OF INTERVAL
79.5	738,505	20,602	0.0279	0.9721	79.62
80.5	612,935	31,798	0.0519	0.9481	77.40
81.5	531,913	84,944	0.1597	0.8403	73.38
82.5	407,487	103,084	0.2530	0.7470	61.67
83.5	268,998	89,742	0.3336	0.6664	46.07
84.5	167,698	70,332	0.4194	0.5806	30.70
85.5	90,498	34,862	0.3852	0.6148	17.82
86.5	53,847	24,957	0.4635	0.5365	10.96
87.5	30,735	8,988	0.2924	0.7076	5.88
88.5	22,091	5,613	0.2541	0.7459	4.16
89.5	16,526	6,067	0.3671	0.6329	3.10
90.5	12,499	6,770	0.5416	0.4584	1.96
91.5	5,927	54	0.0092	0.9908	0.90
92.5	6,613	2,522	0.3814	0.6186	0.89
93.5	4,091	433	0.1059	0.8941	0.55
94.5	3,658	261	0.0713	0.9287	0.49
95.5	3,397	60	0.0177	0.9823	0.46
96.5	5,337	414	0.0775	0.9225	0.45
97.5	4,923	93	0.0189	0.9811	0.42
98.5	4,830	919	0.1902	0.8098	0.41
99.5	5,170	1,083	0.2094	0.7906	0.33
100.5	4,087	2,022	0.4947	0.5053	0.26
101.5	2,832	27	0.0095	0.9905	0.13
102.5	2,805	16	0.0056	0.9944	0.13
103.5	2,790		0.0000	1.0000	0.13
104.5	2,790	51	0.0184	0.9816	0.13
105.5	2,738	51	0.0184	0.9816	0.13
106.5	2,688	1,110	0.4130	0.5870	0.13
107.5	1,578	315	0.1994	0.8006	0.07
108.5	1,263	154	0.1219	0.8781	0.06
109.5	2,203		0.0000	1.0000	0.05
110.5	2,203	230	0.1046	0.8954	0.05
111.5	1,973		0.0000	1.0000	0.05
112.5	8,260	466	0.0564	0.9436	0.05
113.5	7,795		0.0000	1.0000	0.04
114.5	7,795		0.0000	1.0000	0.04
115.5	7,795		0.0000	1.0000	0.04
116.5	7,795	56	0.0072	0.9928	0.04
117.5	7,739	159	0.0205	0.9795	0.04
118.5	7,580	37	0.0048	0.9952	0.04

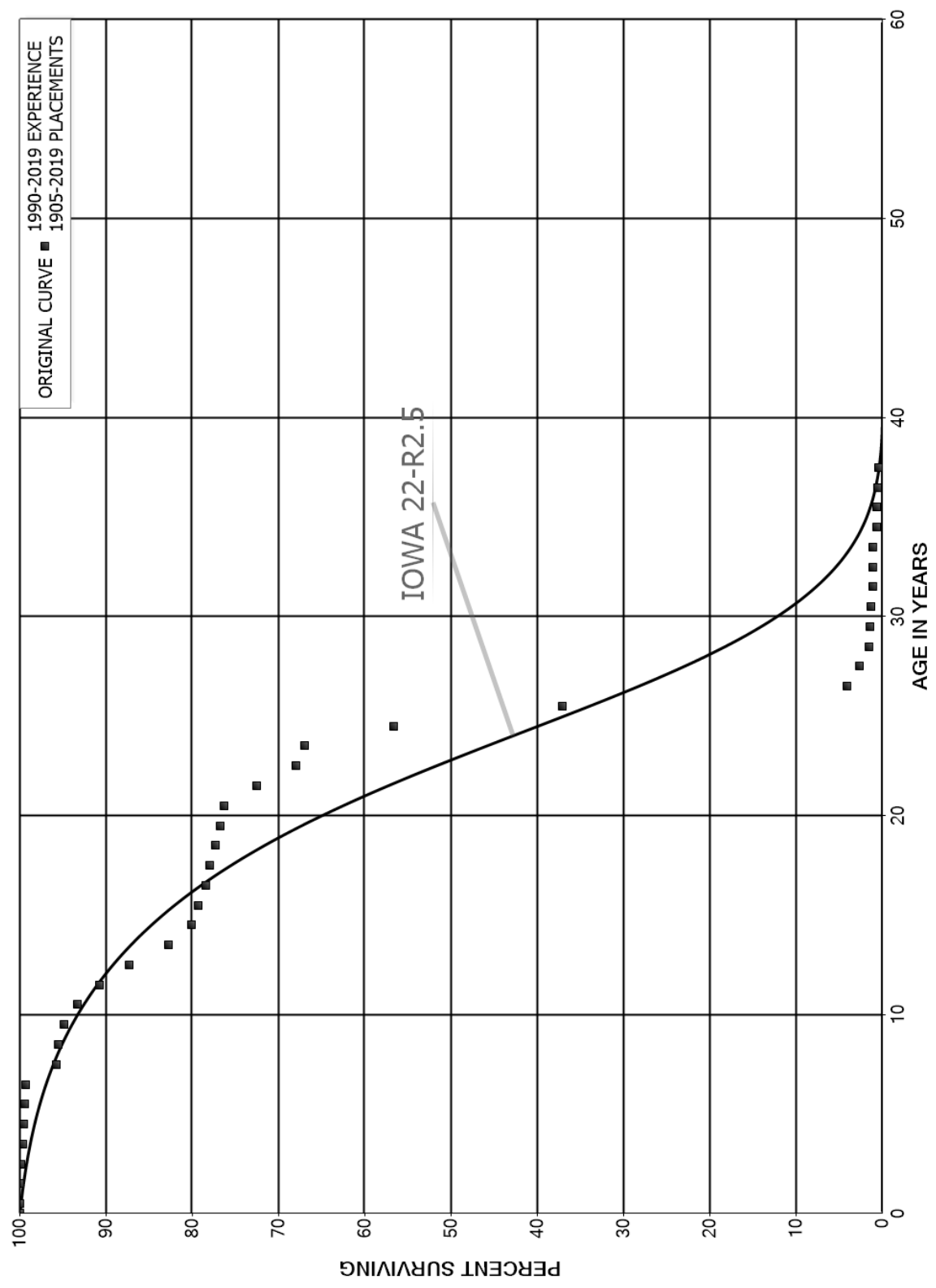
AQUA PENNSYLVANIA, INC.

ACCOUNT 333 SERVICES

ORIGINAL LIFE TABLE, CONT.

PLACEMENT BAND 1887-2019			EXPERIENCE BAND 2000-2019			
AGE AT BEGIN OF INTERVAL	EXPOSURES AT BEGINNING OF AGE INTERVAL	RETIREMENTS DURING AGE INTERVAL	RETMT RATIO	SURV RATIO	PCT SURV BEGIN OF INTERVAL	
119.5	7,543	384	0.0509	0.9491	0.04	
120.5	7,160	1,611	0.2250	0.7750	0.04	
121.5	5,549	3	0.0005	0.9995	0.03	
122.5	5,546		0.0000	1.0000	0.03	
123.5	5,546	929	0.1675	0.8325	0.03	
124.5	4,618		0.0000	1.0000	0.03	
125.5	4,618		0.0000	1.0000	0.03	
126.5	4,618		0.0000	1.0000	0.03	
127.5	4,618		0.0000	1.0000	0.03	
128.5	4,618		0.0000	1.0000	0.03	
129.5	4,584		0.0000	1.0000	0.03	
130.5	4,584		0.0000	1.0000	0.03	
131.5	4,584		0.0000	1.0000	0.03	
132.5					0.03	

AQUA PENNSYLVANIA, INC.
 ACCOUNT 334.02 METERS - REMOTE
 ORIGINAL AND SMOOTH SURVIVOR CURVES



AQUA PENNSYLVANIA, INC.

ACCOUNT 334.02 METERS - REMOTE

ORIGINAL LIFE TABLE

PLACEMENT BAND 1905-2019

EXPERIENCE BAND 1990-2019

AGE AT BEGIN OF INTERVAL	EXPOSURES AT BEGINNING OF AGE INTERVAL	RETIREMENTS DURING AGE INTERVAL	RETMT RATIO	SURV RATIO	PCT SURV BEGIN OF INTERVAL
0.0	146,234,848		0.0000	1.0000	100.00
0.5	137,914,550	87,946	0.0006	0.9994	100.00
1.5	132,825,670	102,406	0.0008	0.9992	99.94
2.5	126,334,854	271,476	0.0021	0.9979	99.86
3.5	123,213,068	118,733	0.0010	0.9990	99.64
4.5	119,326,146	169,680	0.0014	0.9986	99.55
5.5	115,414,637	125,553	0.0011	0.9989	99.41
6.5	111,457,239	3,991,610	0.0358	0.9642	99.30
7.5	104,672,931	308,683	0.0029	0.9971	95.74
8.5	101,605,133	620,540	0.0061	0.9939	95.46
9.5	98,767,456	1,704,632	0.0173	0.9827	94.88
10.5	94,539,562	2,502,850	0.0265	0.9735	93.24
11.5	90,970,779	3,539,467	0.0389	0.9611	90.77
12.5	86,173,693	4,484,735	0.0520	0.9480	87.24
13.5	77,718,065	2,447,257	0.0315	0.9685	82.70
14.5	65,877,253	709,274	0.0108	0.9892	80.10
15.5	48,908,931	487,120	0.0100	0.9900	79.23
16.5	42,901,971	264,857	0.0062	0.9938	78.44
17.5	37,631,814	310,195	0.0082	0.9918	77.96
18.5	33,202,519	257,788	0.0078	0.9922	77.32
19.5	29,573,809	175,777	0.0059	0.9941	76.72
20.5	24,591,836	1,215,654	0.0494	0.9506	76.26
21.5	17,285,390	1,072,870	0.0621	0.9379	72.49
22.5	15,732,875	247,778	0.0157	0.9843	67.99
23.5	11,928,796	1,840,065	0.1543	0.8457	66.92
24.5	8,345,240	2,872,488	0.3442	0.6558	56.60
25.5	4,946,238	4,400,246	0.8896	0.1104	37.12
26.5	518,570	188,337	0.3632	0.6368	4.10
27.5	334,674	142,796	0.4267	0.5733	2.61
28.5	184,810	6,329	0.0342	0.9658	1.50
29.5	171,250	15,932	0.0930	0.9070	1.44
30.5	133,976	20,563	0.1535	0.8465	1.31
31.5	90,806	1,721	0.0190	0.9810	1.11
32.5	65,791		0.0000	1.0000	1.09
33.5	35,607	15,277	0.4290	0.5710	1.09
34.5	50,768	4,692	0.0924	0.9076	0.62
35.5	46,047	547	0.0119	0.9881	0.56
36.5	45,768	14,242	0.3112	0.6888	0.56
37.5	32,918	102	0.0031	0.9969	0.38
38.5	34,012		0.0000	1.0000	0.38

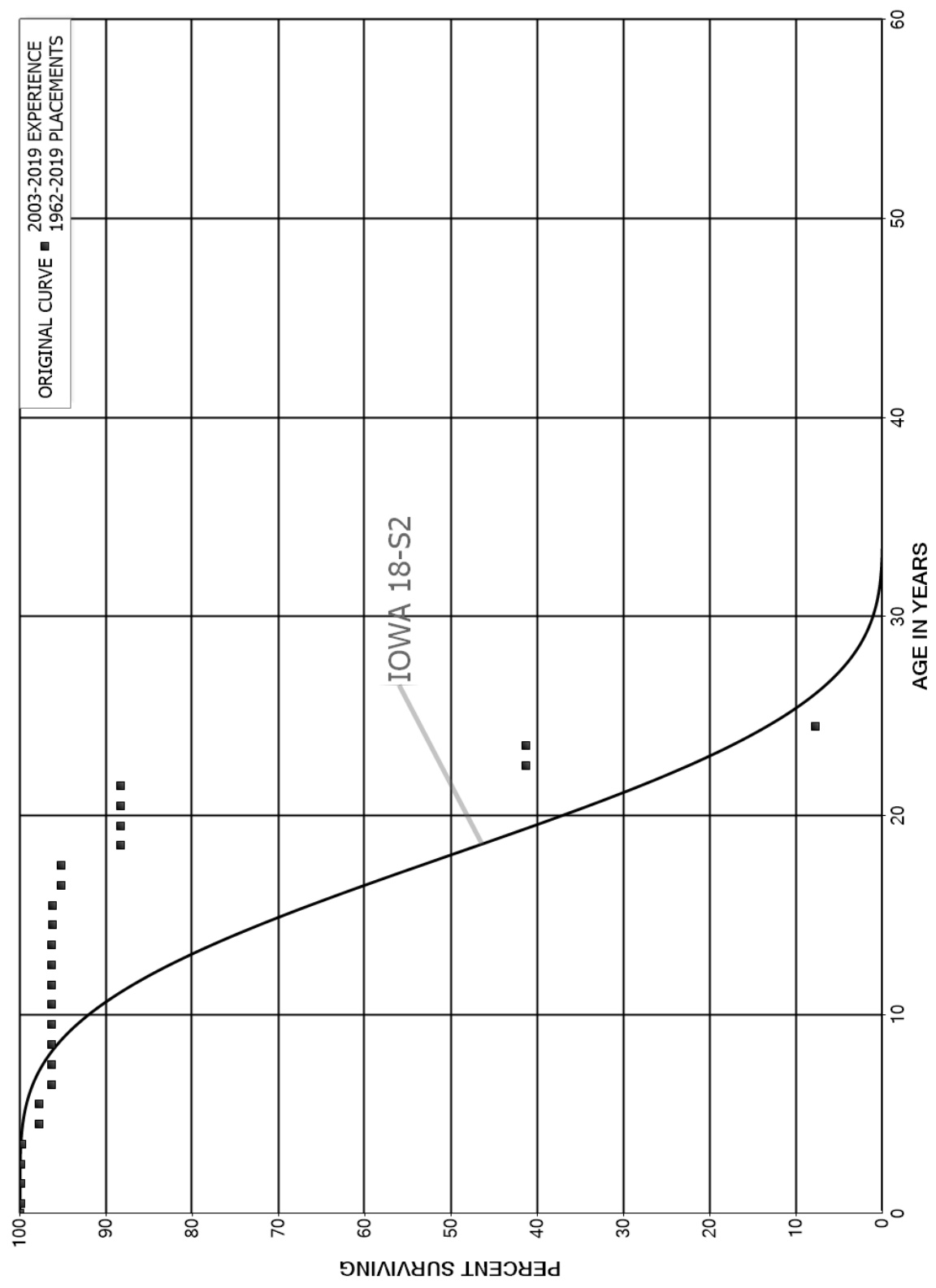
AQUA PENNSYLVANIA, INC.

ACCOUNT 334.02 METERS - REMOTE

ORIGINAL LIFE TABLE, CONT.

PLACEMENT BAND 1905-2019			EXPERIENCE BAND 1990-2019			
AGE AT BEGIN OF INTERVAL	EXPOSURES AT BEGINNING OF AGE INTERVAL	RETIREMENTS DURING AGE INTERVAL	RETMT RATIO	SURV RATIO	PCT SURV BEGIN OF INTERVAL	
39.5	33,212	5,409	0.1629	0.8371	0.38	
40.5	38,125		0.0000	1.0000	0.32	
41.5	39,513	867	0.0219	0.9781	0.32	
42.5	45,924	2,292	0.0499	0.9501	0.31	
43.5	43,633		0.0000	1.0000	0.30	
44.5	41,576		0.0000	1.0000	0.30	
45.5	42,674	4,809	0.1127	0.8873	0.30	
46.5	14,967	3,879	0.2592	0.7408	0.26	
47.5	11,088	2,552	0.2302	0.7698	0.20	
48.5	1,000	790	0.7902	0.2099	0.15	
49.5	48		0.0000	1.0000	0.03	
50.5	48		0.0000	1.0000	0.03	
51.5	48		0.0000	1.0000	0.03	
52.5	48		0.0000	1.0000	0.03	
53.5	48		0.0000	1.0000	0.03	
54.5	4,668		0.0000	1.0000	0.03	
55.5	4,668		0.0000	1.0000	0.03	
56.5	4,668	3,693	0.7913	0.2087	0.03	
57.5	974		0.0000	1.0000	0.01	
58.5	974		0.0000	1.0000	0.01	
59.5					0.01	

AQUA PENNSYLVANIA, INC.
 ACCOUNT 334.03 METERS - ERTS
 ORIGINAL AND SMOOTH SURVIVOR CURVES



AQUA PENNSYLVANIA, INC.

ACCOUNT 334.03 METERS - ERTS

ORIGINAL LIFE TABLE

PLACEMENT BAND 1962-2019

EXPERIENCE BAND 2003-2019

AGE AT BEGIN OF INTERVAL	EXPOSURES AT BEGINNING OF AGE INTERVAL	RETIREMENTS DURING AGE INTERVAL	RETMT RATIO	SURV RATIO	PCT SURV BEGIN OF INTERVAL
0.0	48,999,132	54,827	0.0011	0.9989	100.00
0.5	48,320,232		0.0000	1.0000	99.89
1.5	46,479,141		0.0000	1.0000	99.89
2.5	44,382,682	86,008	0.0019	0.9981	99.89
3.5	42,621,098	839,226	0.0197	0.9803	99.69
4.5	39,857,434	7,622	0.0002	0.9998	97.73
5.5	38,116,496	556,162	0.0146	0.9854	97.71
6.5	35,528,264		0.0000	1.0000	96.29
7.5	33,779,687		0.0000	1.0000	96.29
8.5	32,502,873		0.0000	1.0000	96.29
9.5	31,728,204		0.0000	1.0000	96.29
10.5	30,750,359		0.0000	1.0000	96.29
11.5	29,542,391	8,528	0.0003	0.9997	96.29
12.5	28,764,804	8,586	0.0003	0.9997	96.26
13.5	27,764,880	856	0.0000	1.0000	96.23
14.5	18,865,142		0.0000	1.0000	96.23
15.5	12,345,007	129,231	0.0105	0.9895	96.23
16.5	5,686,963		0.0000	1.0000	95.22
17.5	1,211,008	88,715	0.0733	0.9267	95.22
18.5	306,336		0.0000	1.0000	88.24
19.5	307,330		0.0000	1.0000	88.24
20.5	17,085		0.0000	1.0000	88.24
21.5	16,599	8,827	0.5318	0.4682	88.24
22.5	6,777		0.0000	1.0000	41.31
23.5	6,529	5,306	0.8128	0.1872	41.31
24.5	1,473	39	0.0265	0.9735	7.74
25.5	1,981	32	0.0162	0.9838	7.53
26.5	1,368	75	0.0546	0.9454	7.41
27.5	1,400	142	0.1014	0.8986	7.00
28.5	711		0.0000	1.0000	6.29
29.5	711	82	0.1149	0.8851	6.29
30.5	273		0.0000	1.0000	5.57
31.5	273	27	0.0988	0.9012	5.57
32.5	246	1	0.0044	0.9956	5.02
33.5	245		0.0000	1.0000	5.00
34.5	245	2	0.0093	0.9907	5.00
35.5	242	242	1.0000		4.95
36.5					
37.5					
38.5					

AQUA PENNSYLVANIA, INC.

ACCOUNT 334.03 METERS - ERTS

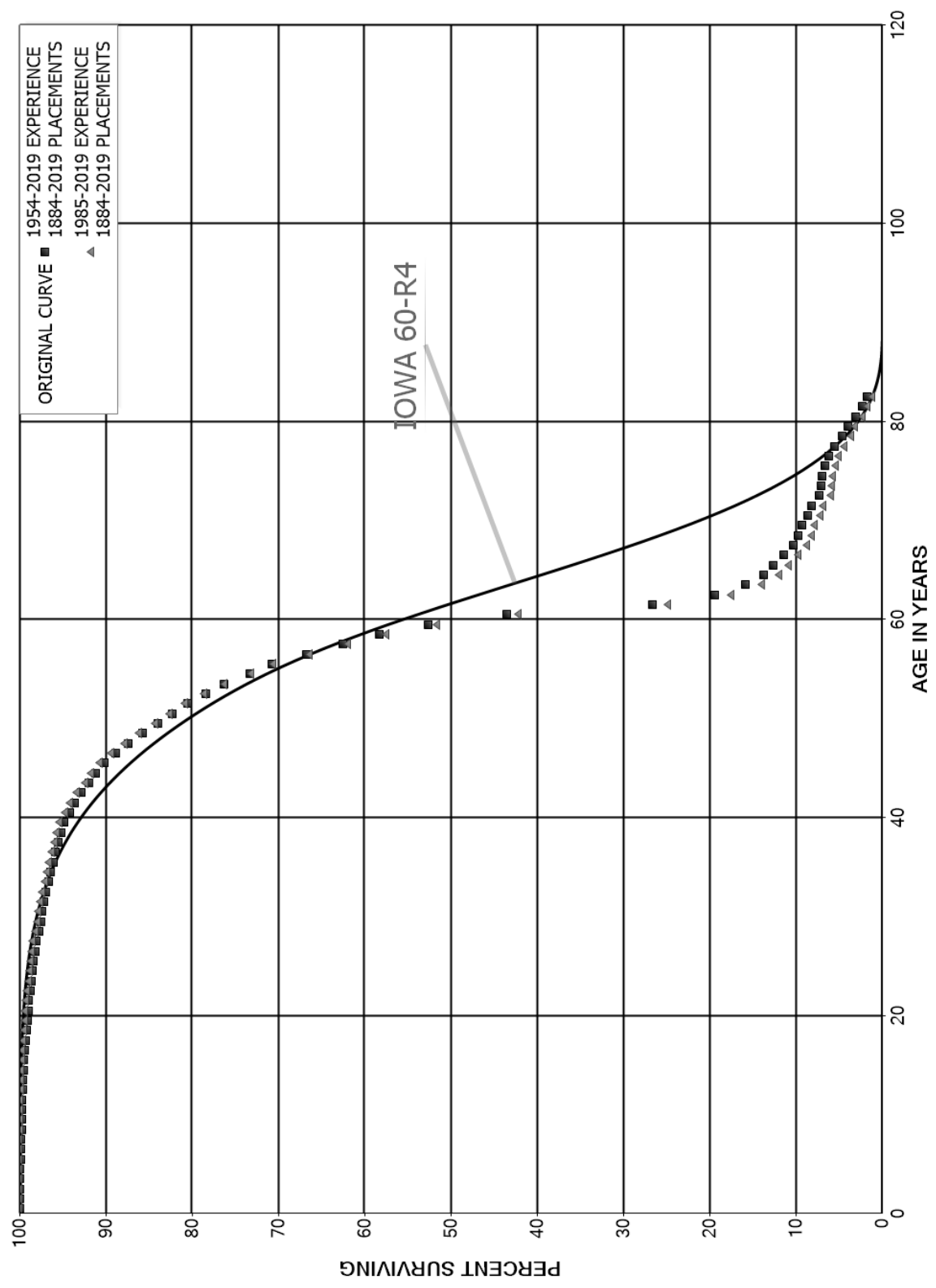
ORIGINAL LIFE TABLE, CONT.

PLACEMENT BAND 1962-2019

EXPERIENCE BAND 2003-2019

AGE AT BEGIN OF INTERVAL	EXPOSURES AT BEGINNING OF AGE INTERVAL	RETIREMENTS DURING AGE INTERVAL	RETMT RATIO	SURV RATIO	PCT SURV BEGIN OF INTERVAL
39.5					
40.5					
41.5					
42.5					
43.5					
44.5					
45.5					
46.5	48		0.0000		
47.5	48		0.0000		
48.5	48		0.0000		
49.5					

AQUA PENNSYLVANIA, INC.
 ACCOUNT 335 FIRE HYDRANTS
 ORIGINAL AND SMOOTH SURVIVOR CURVES



AQUA PENNSYLVANIA, INC.

ACCOUNT 335 FIRE HYDRANTS

ORIGINAL LIFE TABLE

PLACEMENT BAND 1884-2019

EXPERIENCE BAND 1954-2019

AGE AT BEGIN OF INTERVAL	EXPOSURES AT BEGINNING OF AGE INTERVAL	RETIREMENTS DURING AGE INTERVAL	RETMT RATIO	SURV RATIO	PCT SURV BEGIN OF INTERVAL
0.0	92,111,533		0.0000	1.0000	100.00
0.5	85,961,822	14,360	0.0002	0.9998	100.00
1.5	78,965,328	15,095	0.0002	0.9998	99.98
2.5	71,631,297	18,168	0.0003	0.9997	99.96
3.5	67,495,780	28,068	0.0004	0.9996	99.94
4.5	62,582,837	12,758	0.0002	0.9998	99.90
5.5	59,284,082	23,616	0.0004	0.9996	99.88
6.5	55,795,829	9,445	0.0002	0.9998	99.84
7.5	50,601,441	21,245	0.0004	0.9996	99.82
8.5	46,703,045	16,316	0.0003	0.9997	99.78
9.5	42,973,944	18,495	0.0004	0.9996	99.74
10.5	41,121,158	10,652	0.0003	0.9997	99.70
11.5	37,815,422	26,321	0.0007	0.9993	99.67
12.5	35,562,767	14,951	0.0004	0.9996	99.61
13.5	33,541,225	16,576	0.0005	0.9995	99.56
14.5	31,547,133	15,782	0.0005	0.9995	99.51
15.5	29,495,741	22,830	0.0008	0.9992	99.46
16.5	27,821,490	39,935	0.0014	0.9986	99.39
17.5	25,637,912	21,450	0.0008	0.9992	99.24
18.5	23,460,242	19,018	0.0008	0.9992	99.16
19.5	21,812,751	20,185	0.0009	0.9991	99.08
20.5	20,510,386	14,716	0.0007	0.9993	98.99
21.5	19,075,011	33,092	0.0017	0.9983	98.92
22.5	17,479,439	26,123	0.0015	0.9985	98.75
23.5	16,217,324	22,598	0.0014	0.9986	98.60
24.5	15,578,462	13,823	0.0009	0.9991	98.46
25.5	14,868,534	27,890	0.0019	0.9981	98.37
26.5	14,196,206	21,756	0.0015	0.9985	98.19
27.5	13,440,503	37,791	0.0028	0.9972	98.04
28.5	13,069,265	30,861	0.0024	0.9976	97.76
29.5	12,303,247	17,078	0.0014	0.9986	97.53
30.5	11,720,053	22,470	0.0019	0.9981	97.40
31.5	10,975,084	33,235	0.0030	0.9970	97.21
32.5	10,180,007	30,583	0.0030	0.9970	96.92
33.5	9,694,866	25,551	0.0026	0.9974	96.63
34.5	9,059,465	23,698	0.0026	0.9974	96.37
35.5	8,716,297	30,432	0.0035	0.9965	96.12
36.5	8,352,026	28,356	0.0034	0.9966	95.78
37.5	7,963,212	22,142	0.0028	0.9972	95.46
38.5	7,536,580	30,071	0.0040	0.9960	95.19

AQUA PENNSYLVANIA, INC.

ACCOUNT 335 FIRE HYDRANTS

ORIGINAL LIFE TABLE, CONT.

PLACEMENT BAND 1884-2019

EXPERIENCE BAND 1954-2019

AGE AT BEGIN OF INTERVAL	EXPOSURES AT BEGINNING OF AGE INTERVAL	RETIREMENTS DURING AGE INTERVAL	RETMT RATIO	SURV RATIO	PCT SURV BEGIN OF INTERVAL
39.5	7,080,666	46,509	0.0066	0.9934	94.81
40.5	6,624,260	41,724	0.0063	0.9937	94.19
41.5	6,240,321	48,521	0.0078	0.9922	93.60
42.5	6,031,453	63,149	0.0105	0.9895	92.87
43.5	5,744,068	42,990	0.0075	0.9925	91.90
44.5	5,277,168	59,497	0.0113	0.9887	91.21
45.5	4,807,828	70,984	0.0148	0.9852	90.18
46.5	4,536,485	76,454	0.0169	0.9831	88.85
47.5	4,263,273	77,594	0.0182	0.9818	87.35
48.5	3,933,995	85,067	0.0216	0.9784	85.76
49.5	3,664,150	70,654	0.0193	0.9807	83.91
50.5	3,453,507	73,021	0.0211	0.9789	82.29
51.5	3,251,356	86,530	0.0266	0.9734	80.55
52.5	3,005,944	82,616	0.0275	0.9725	78.41
53.5	2,755,061	107,852	0.0391	0.9609	76.25
54.5	2,452,856	83,525	0.0341	0.9659	73.27
55.5	2,224,476	126,013	0.0566	0.9434	70.77
56.5	2,000,768	127,333	0.0636	0.9364	66.76
57.5	1,748,350	119,696	0.0685	0.9315	62.51
58.5	1,528,827	148,340	0.0970	0.9030	58.23
59.5	1,313,688	228,158	0.1737	0.8263	52.58
60.5	1,056,807	408,745	0.3868	0.6132	43.45
61.5	647,521	175,020	0.2703	0.7297	26.65
62.5	472,792	88,432	0.1870	0.8130	19.44
63.5	384,863	50,597	0.1315	0.8685	15.81
64.5	333,037	28,324	0.0850	0.9150	13.73
65.5	305,327	29,368	0.0962	0.9038	12.56
66.5	276,826	26,936	0.0973	0.9027	11.35
67.5	251,013	12,370	0.0493	0.9507	10.25
68.5	239,096	10,569	0.0442	0.9558	9.74
69.5	229,011	16,687	0.0729	0.9271	9.31
70.5	212,760	10,239	0.0481	0.9519	8.63
71.5	202,752	22,141	0.1092	0.8908	8.22
72.5	180,718	5,119	0.0283	0.9717	7.32
73.5	175,599	3,438	0.0196	0.9804	7.11
74.5	172,910	8,145	0.0471	0.9529	6.97
75.5	170,439	10,888	0.0639	0.9361	6.65
76.5	159,939	18,707	0.1170	0.8830	6.22
77.5	141,461	22,720	0.1606	0.8394	5.49
78.5	119,921	15,975	0.1332	0.8668	4.61

AQUA PENNSYLVANIA, INC.

ACCOUNT 335 FIRE HYDRANTS

ORIGINAL LIFE TABLE, CONT.

PLACEMENT BAND 1884-2019

EXPERIENCE BAND 1954-2019

AGE AT BEGIN OF INTERVAL	EXPOSURES AT BEGINNING OF AGE INTERVAL	RETIREMENTS DURING AGE INTERVAL	RETMT RATIO	SURV RATIO	PCT SURV BEGIN OF INTERVAL
79.5	103,946	25,197	0.2424	0.7576	4.00
80.5	78,789	20,330	0.2580	0.7420	3.03
81.5	59,062	14,364	0.2432	0.7568	2.25
82.5	44,698	7,146	0.1599	0.8401	1.70
83.5	37,552	4,739	0.1262	0.8738	1.43
84.5	32,813	5,962	0.1817	0.8183	1.25
85.5	26,851	933	0.0347	0.9653	1.02
86.5	25,918	3,758	0.1450	0.8550	0.99
87.5	22,161	2,238	0.1010	0.8990	0.84
88.5	20,030	411	0.0205	0.9795	0.76
89.5	19,619	1,682	0.0857	0.9143	0.74
90.5	18,580	1,568	0.0844	0.9156	0.68
91.5	17,011	1,725	0.1014	0.8986	0.62
92.5	15,286	1,194	0.0781	0.9219	0.56
93.5	14,092	92	0.0065	0.9935	0.51
94.5	14,000	1,229	0.0878	0.9122	0.51
95.5	13,088	967	0.0739	0.9261	0.47
96.5	12,121	529	0.0436	0.9564	0.43
97.5	12,077	380	0.0315	0.9685	0.41
98.5	11,697	1,779	0.1521	0.8479	0.40
99.5	9,918	1,750	0.1764	0.8236	0.34
100.5	8,168	929	0.1137	0.8863	0.28
101.5	7,240	367	0.0507	0.9493	0.25
102.5	6,873	2,147	0.3124	0.6876	0.24
103.5	4,726	286	0.0606	0.9394	0.16
104.5	4,439	1,191	0.2682	0.7318	0.15
105.5	3,249	756	0.2327	0.7673	0.11
106.5	2,493	99	0.0395	0.9605	0.09
107.5	2,394	172	0.0717	0.9283	0.08
108.5	2,223	151	0.0681	0.9319	0.08
109.5	2,071	60	0.0291	0.9709	0.07
110.5	2,011		0.0000	1.0000	0.07
111.5	2,011	84	0.0415	0.9585	0.07
112.5	1,927	13	0.0065	0.9935	0.07
113.5	1,915	62	0.0322	0.9678	0.07
114.5	1,853	6	0.0032	0.9968	0.06
115.5	1,847	77	0.0415	0.9585	0.06
116.5	1,770	13	0.0071	0.9929	0.06
117.5	1,758	868	0.4937	0.5063	0.06
118.5	890	399	0.4485	0.5515	0.03

AQUA PENNSYLVANIA, INC.

ACCOUNT 335 FIRE HYDRANTS

ORIGINAL LIFE TABLE, CONT.

PLACEMENT BAND 1884-2019

EXPERIENCE BAND 1954-2019

AGE AT BEGIN OF INTERVAL	EXPOSURES AT BEGINNING OF AGE INTERVAL	RETIREMENTS DURING AGE INTERVAL	RETMT RATIO	SURV RATIO	PCT SURV BEGIN OF INTERVAL
119.5	491	206	0.4205	0.5795	0.02
120.5	284	284	1.0000		0.01
121.5					

AQUA PENNSYLVANIA, INC.

ACCOUNT 335 FIRE HYDRANTS

ORIGINAL LIFE TABLE

PLACEMENT BAND 1884-2019

EXPERIENCE BAND 1985-2019

AGE AT BEGIN OF INTERVAL	EXPOSURES AT BEGINNING OF AGE INTERVAL	RETIREMENTS DURING AGE INTERVAL	RETMT RATIO	SURV RATIO	PCT SURV BEGIN OF INTERVAL
0.0	85,952,990		0.0000	1.0000	100.00
0.5	79,979,052	1,049	0.0000	1.0000	100.00
1.5	73,118,731	4,635	0.0001	0.9999	100.00
2.5	66,000,037	5,918	0.0001	0.9999	99.99
3.5	62,138,501	9,978	0.0002	0.9998	99.98
4.5	57,412,028	8,629	0.0002	0.9998	99.97
5.5	54,385,633	18,951	0.0003	0.9997	99.95
6.5	51,093,794	4,046	0.0001	0.9999	99.92
7.5	46,003,946	12,840	0.0003	0.9997	99.91
8.5	42,300,207	12,843	0.0003	0.9997	99.88
9.5	38,765,206	9,391	0.0002	0.9998	99.85
10.5	37,200,986	5,420	0.0001	0.9999	99.83
11.5	34,047,543	19,532	0.0006	0.9994	99.81
12.5	31,924,936	11,051	0.0003	0.9997	99.76
13.5	30,083,668	11,354	0.0004	0.9996	99.72
14.5	28,287,312	9,100	0.0003	0.9997	99.68
15.5	26,409,379	14,833	0.0006	0.9994	99.65
16.5	24,871,492	34,932	0.0014	0.9986	99.60
17.5	22,852,045	13,701	0.0006	0.9994	99.46
18.5	20,857,024	14,757	0.0007	0.9993	99.40
19.5	19,430,812	17,618	0.0009	0.9991	99.33
20.5	18,287,523	9,700	0.0005	0.9995	99.24
21.5	16,990,632	26,723	0.0016	0.9984	99.18
22.5	15,556,494	23,493	0.0015	0.9985	99.03
23.5	14,440,463	19,505	0.0014	0.9986	98.88
24.5	13,943,618	11,000	0.0008	0.9992	98.74
25.5	13,399,831	23,229	0.0017	0.9983	98.67
26.5	12,887,037	18,856	0.0015	0.9985	98.49
27.5	12,267,447	33,857	0.0028	0.9972	98.35
28.5	12,019,437	27,978	0.0023	0.9977	98.08
29.5	11,398,566	15,237	0.0013	0.9987	97.85
30.5	10,928,403	19,818	0.0018	0.9982	97.72
31.5	10,292,965	31,476	0.0031	0.9969	97.54
32.5	9,565,833	27,975	0.0029	0.9971	97.24
33.5	9,160,760	22,240	0.0024	0.9976	96.96
34.5	8,576,524	20,399	0.0024	0.9976	96.72
35.5	8,291,143	28,345	0.0034	0.9966	96.49
36.5	7,971,344	25,437	0.0032	0.9968	96.16
37.5	7,611,292	19,873	0.0026	0.9974	95.86
38.5	7,198,476	28,081	0.0039	0.9961	95.61

AQUA PENNSYLVANIA, INC.

ACCOUNT 335 FIRE HYDRANTS

ORIGINAL LIFE TABLE, CONT.

PLACEMENT BAND 1884-2019

EXPERIENCE BAND 1985-2019

AGE AT BEGIN OF INTERVAL	EXPOSURES AT BEGINNING OF AGE INTERVAL	RETIREMENTS DURING AGE INTERVAL	RETMT RATIO	SURV RATIO	PCT SURV BEGIN OF INTERVAL
39.5	6,749,095	43,438	0.0064	0.9936	95.23
40.5	6,305,041	38,435	0.0061	0.9939	94.62
41.5	5,929,531	46,090	0.0078	0.9922	94.04
42.5	5,730,674	59,975	0.0105	0.9895	93.31
43.5	5,460,006	40,041	0.0073	0.9927	92.34
44.5	5,006,465	56,801	0.0113	0.9887	91.66
45.5	4,548,448	68,048	0.0150	0.9850	90.62
46.5	4,281,422	73,750	0.0172	0.9828	89.26
47.5	4,020,110	74,032	0.0184	0.9816	87.73
48.5	3,696,358	82,404	0.0223	0.9777	86.11
49.5	3,432,615	67,555	0.0197	0.9803	84.19
50.5	3,228,464	70,619	0.0219	0.9781	82.53
51.5	3,026,848	84,227	0.0278	0.9722	80.73
52.5	2,790,862	80,217	0.0287	0.9713	78.48
53.5	2,552,120	104,492	0.0409	0.9591	76.23
54.5	2,271,249	80,762	0.0356	0.9644	73.11
55.5	2,067,338	122,779	0.0594	0.9406	70.51
56.5	1,864,405	124,834	0.0670	0.9330	66.32
57.5	1,630,596	118,043	0.0724	0.9276	61.88
58.5	1,429,713	146,428	0.1024	0.8976	57.40
59.5	1,233,993	226,533	0.1836	0.8164	51.52
60.5	986,230	407,678	0.4134	0.5866	42.06
61.5	588,435	173,237	0.2944	0.7056	24.68
62.5	422,194	86,003	0.2037	0.7963	17.41
63.5	341,649	49,453	0.1447	0.8553	13.86
64.5	291,614	27,312	0.0937	0.9063	11.86
65.5	265,912	28,507	0.1072	0.8928	10.75
66.5	240,918	25,582	0.1062	0.8938	9.59
67.5	217,445	11,755	0.0541	0.9459	8.58
68.5	206,780	10,037	0.0485	0.9515	8.11
69.5	197,630	15,964	0.0808	0.9192	7.72
70.5	183,383	9,466	0.0516	0.9484	7.09
71.5	175,972	21,951	0.1247	0.8753	6.73
72.5	155,169	4,573	0.0295	0.9705	5.89
73.5	151,972	3,063	0.0202	0.9798	5.72
74.5	151,888	7,736	0.0509	0.9491	5.60
75.5	151,109	10,578	0.0700	0.9300	5.32
76.5	141,747	18,296	0.1291	0.8709	4.94
77.5	125,774	22,354	0.1777	0.8223	4.31
78.5	106,495	15,728	0.1477	0.8523	3.54

AQUA PENNSYLVANIA, INC.

ACCOUNT 335 FIRE HYDRANTS

ORIGINAL LIFE TABLE, CONT.

PLACEMENT BAND 1884-2019

EXPERIENCE BAND 1985-2019

AGE AT BEGIN OF INTERVAL	EXPOSURES AT BEGINNING OF AGE INTERVAL	RETIREMENTS DURING AGE INTERVAL	RETMT RATIO	SURV RATIO	PCT SURV BEGIN OF INTERVAL
79.5	93,194	25,152	0.2699	0.7301	3.02
80.5	69,495	20,201	0.2907	0.7093	2.20
81.5	50,328	14,327	0.2847	0.7153	1.56
82.5	39,115	7,111	0.1818	0.8182	1.12
83.5	32,329	4,569	0.1413	0.8587	0.91
84.5	28,233	5,962	0.2112	0.7888	0.79
85.5	23,066	921	0.0399	0.9601	0.62
86.5	22,471	3,758	0.1672	0.8328	0.59
87.5	18,885	2,188	0.1159	0.8841	0.50
88.5	17,023	411	0.0241	0.9759	0.44
89.5	16,622	1,582	0.0952	0.9048	0.43
90.5	15,682	1,489	0.0949	0.9051	0.39
91.5	14,365	1,447	0.1007	0.8993	0.35
92.5	12,931	1,101	0.0852	0.9148	0.31
93.5	11,891	91	0.0077	0.9923	0.29
94.5	11,849	1,229	0.1037	0.8963	0.29
95.5	11,026	967	0.0877	0.9123	0.26
96.5	10,072	529	0.0525	0.9475	0.23
97.5	10,896	363	0.0333	0.9667	0.22
98.5	11,102	1,766	0.1591	0.8409	0.21
99.5	9,542	1,658	0.1738	0.8262	0.18
100.5	8,168	929	0.1137	0.8863	0.15
101.5	7,240	367	0.0507	0.9493	0.13
102.5	6,873	2,147	0.3124	0.6876	0.13
103.5	4,726	286	0.0606	0.9394	0.09
104.5	4,439	1,191	0.2682	0.7318	0.08
105.5	3,249	756	0.2327	0.7673	0.06
106.5	2,493	99	0.0395	0.9605	0.05
107.5	2,394	172	0.0717	0.9283	0.04
108.5	2,223	151	0.0681	0.9319	0.04
109.5	2,071	60	0.0291	0.9709	0.04
110.5	2,011		0.0000	1.0000	0.04
111.5	2,011	84	0.0415	0.9585	0.04
112.5	1,927	13	0.0065	0.9935	0.04
113.5	1,915	62	0.0322	0.9678	0.03
114.5	1,853	6	0.0032	0.9968	0.03
115.5	1,847	77	0.0415	0.9585	0.03
116.5	1,770	13	0.0071	0.9929	0.03
117.5	1,758	868	0.4937	0.5063	0.03
118.5	890	399	0.4485	0.5515	0.02

AQUA PENNSYLVANIA, INC.

ACCOUNT 335 FIRE HYDRANTS

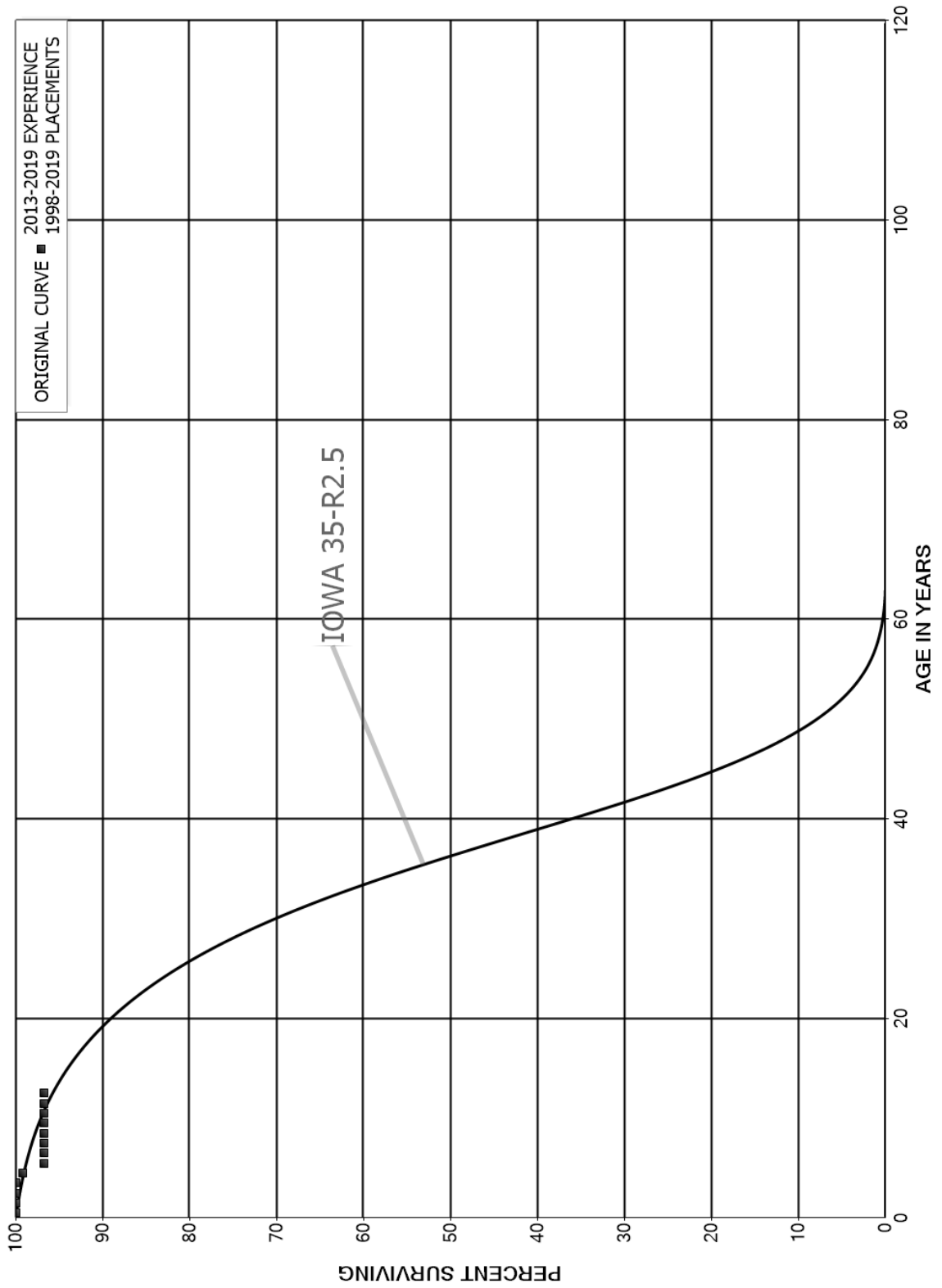
ORIGINAL LIFE TABLE, CONT.

PLACEMENT BAND 1884-2019

EXPERIENCE BAND 1985-2019

AGE AT BEGIN OF INTERVAL	EXPOSURES AT BEGINNING OF AGE INTERVAL	RETIREMENTS DURING AGE INTERVAL	RETMT RATIO	SURV RATIO	PCT SURV BEGIN OF INTERVAL
119.5	491	206	0.4205	0.5795	0.01
120.5	284	284	1.0000		0.01
121.5					

AQUA PENNSYLVANIA, INC.
 ACCOUNT 336 BACKFLOW PREVENTION DEVICES
 ORIGINAL AND SMOOTH SURVIVOR CURVES



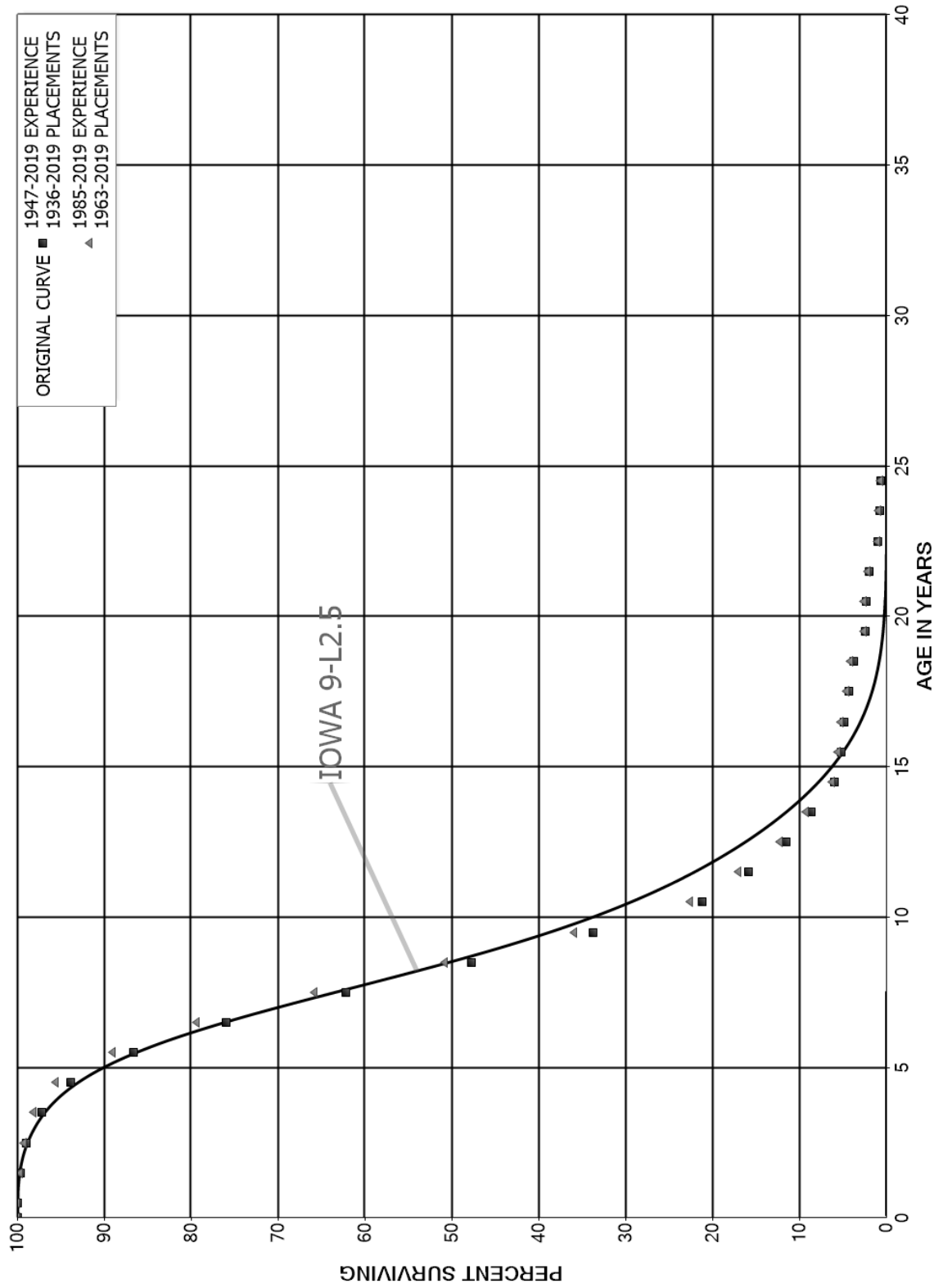
AQUA PENNSYLVANIA, INC.

ACCOUNT 336 BACKFLOW PREVENTION DEVICES

ORIGINAL LIFE TABLE

PLACEMENT BAND 1998-2019			EXPERIENCE BAND 2013-2019		
AGE AT BEGIN OF INTERVAL	EXPOSURES AT BEGINNING OF AGE INTERVAL	RETIREMENTS DURING AGE INTERVAL	RETMT RATIO	SURV RATIO	PCT SURV BEGIN OF INTERVAL
0.0	296,440		0.0000	1.0000	100.00
0.5	290,587	0	0.0000	1.0000	100.00
1.5	287,816		0.0000	1.0000	100.00
2.5	281,652		0.0000	1.0000	100.00
3.5	273,078	2,257	0.0083	0.9917	100.00
4.5	34,295	840	0.0245	0.9755	99.17
5.5	13,803		0.0000	1.0000	96.74
6.5	830		0.0000	1.0000	96.74
7.5	830		0.0000	1.0000	96.74
8.5	830		0.0000	1.0000	96.74
9.5	830		0.0000	1.0000	96.74
10.5	830		0.0000	1.0000	96.74
11.5	830		0.0000	1.0000	96.74
12.5					96.74
13.5					
14.5					
15.5	10,250		0.0000		
16.5	10,250		0.0000		
17.5	10,250		0.0000		
18.5	10,250		0.0000		
19.5	10,250		0.0000		
20.5	10,250		0.0000		
21.5					

AQUA PENNSYLVANIA, INC.
 ACCOUNT 341.1 TRANSPORTATION EQUIPMENT - VEHICLES
 ORIGINAL AND SMOOTH SURVIVOR CURVES



AQUA PENNSYLVANIA, INC.

ACCOUNT 341.1 TRANSPORTATION EQUIPMENT - VEHICLES

ORIGINAL LIFE TABLE

PLACEMENT BAND 1936-2019

EXPERIENCE BAND 1947-2019

AGE AT BEGIN OF INTERVAL	EXPOSURES AT BEGINNING OF AGE INTERVAL	RETIREMENTS DURING AGE INTERVAL	RETMT RATIO	SURV RATIO	PCT SURV BEGIN OF INTERVAL
0.0	39,287,163	15,928	0.0004	0.9996	100.00
0.5	41,931,166	163,426	0.0039	0.9961	99.96
1.5	32,121,984	215,425	0.0067	0.9933	99.57
2.5	30,224,583	521,136	0.0172	0.9828	98.90
3.5	28,052,504	955,039	0.0340	0.9660	97.20
4.5	27,007,128	2,104,309	0.0779	0.9221	93.89
5.5	23,341,403	2,848,487	0.1220	0.8780	86.57
6.5	17,902,511	3,261,188	0.1822	0.8178	76.01
7.5	13,251,137	3,068,225	0.2315	0.7685	62.16
8.5	9,153,132	2,688,350	0.2937	0.7063	47.77
9.5	6,966,881	2,586,132	0.3712	0.6288	33.74
10.5	4,570,509	1,148,209	0.2512	0.7488	21.21
11.5	3,138,192	859,125	0.2738	0.7262	15.89
12.5	2,381,749	592,732	0.2489	0.7511	11.54
13.5	1,498,104	473,519	0.3161	0.6839	8.67
14.5	937,754	119,831	0.1278	0.8722	5.93
15.5	839,242	58,875	0.0702	0.9298	5.17
16.5	724,966	86,591	0.1194	0.8806	4.81
17.5	466,105	52,172	0.1119	0.8881	4.23
18.5	257,357	94,310	0.3665	0.6335	3.76
19.5	161,670	3,428	0.0212	0.9788	2.38
20.5	152,051	27,526	0.1810	0.8190	2.33
21.5	130,070	68,347	0.5255	0.4745	1.91
22.5	91,807	18,518	0.2017	0.7983	0.91
23.5	73,289	12,361	0.1687	0.8313	0.72
24.5	60,928	234	0.0038	0.9962	0.60
25.5	60,694		0.0000	1.0000	0.60
26.5	46,194		0.0000	1.0000	0.60
27.5	46,194	5,986	0.1296	0.8704	0.60
28.5	40,208	371	0.0092	0.9908	0.52
29.5	39,837	1,956	0.0491	0.9509	0.52
30.5	37,881	37,566	0.9917	0.0083	0.49
31.5	315		0.0000	1.0000	0.00
32.5	315		0.0000	1.0000	0.00
33.5	315	315	1.0000		0.00
34.5					

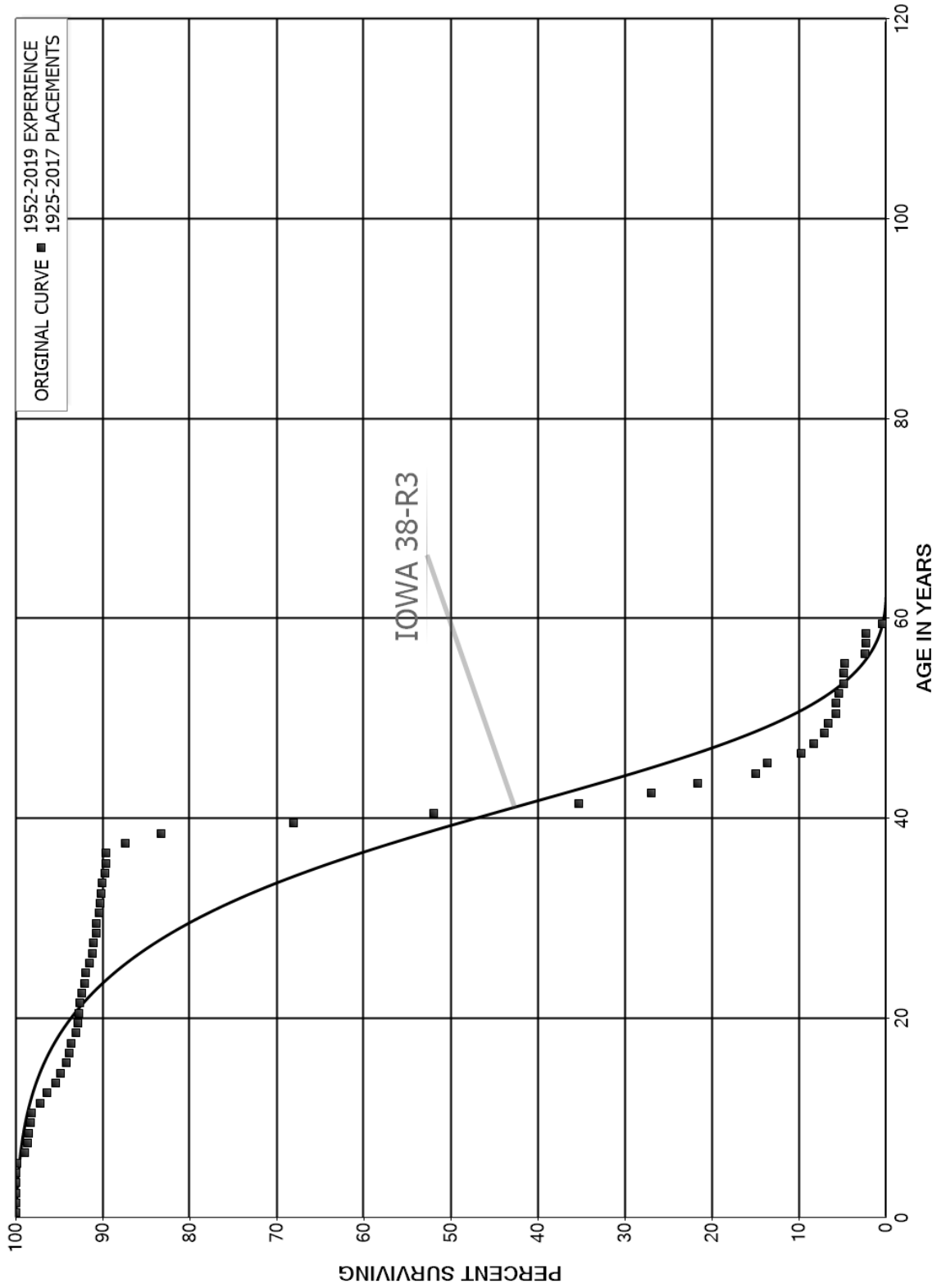
AQUA PENNSYLVANIA, INC.

ACCOUNT 341.1 TRANSPORTATION EQUIPMENT - VEHICLES

ORIGINAL LIFE TABLE

PLACEMENT BAND 1963-2019			EXPERIENCE BAND 1985-2019		
AGE AT BEGIN OF INTERVAL	EXPOSURES AT BEGINNING OF AGE INTERVAL	RETIREMENTS DURING AGE INTERVAL	RETMT RATIO	SURV RATIO	PCT SURV BEGIN OF INTERVAL
0.0	35,135,661	7,641	0.0002	0.9998	100.00
0.5	38,047,183	128,213	0.0034	0.9966	99.98
1.5	28,529,151	132,884	0.0047	0.9953	99.64
2.5	26,926,029	290,632	0.0108	0.9892	99.18
3.5	25,143,149	671,064	0.0267	0.9733	98.11
4.5	24,570,738	1,671,433	0.0680	0.9320	95.49
5.5	21,550,413	2,360,715	0.1095	0.8905	88.99
6.5	16,739,032	2,867,216	0.1713	0.8287	79.24
7.5	12,591,457	2,874,916	0.2283	0.7717	65.67
8.5	8,697,836	2,556,196	0.2939	0.7061	50.68
9.5	6,677,506	2,476,856	0.3709	0.6291	35.78
10.5	4,423,949	1,100,344	0.2487	0.7513	22.51
11.5	3,057,863	848,108	0.2774	0.7226	16.91
12.5	2,312,437	575,069	0.2487	0.7513	12.22
13.5	1,446,454	466,896	0.3228	0.6772	9.18
14.5	892,728	108,817	0.1219	0.8781	6.22
15.5	811,477	50,242	0.0619	0.9381	5.46
16.5	705,834	80,564	0.1141	0.8859	5.12
17.5	452,999	45,230	0.0998	0.9002	4.54
18.5	251,370	94,310	0.3752	0.6248	4.08
19.5	155,683	241	0.0015	0.9985	2.55
20.5	149,252	27,526	0.1844	0.8156	2.55
21.5	127,586	66,467	0.5210	0.4790	2.08
22.5	91,202	18,518	0.2030	0.7970	1.00
23.5	72,684	12,361	0.1701	0.8299	0.79
24.5	60,323		0.0000	1.0000	0.66
25.5	60,323		0.0000	1.0000	0.66
26.5	45,823		0.0000	1.0000	0.66
27.5	45,823	5,986	0.1306	0.8694	0.66
28.5	39,837		0.0000	1.0000	0.57
29.5	39,837	1,956	0.0491	0.9509	0.57
30.5	37,881	37,566	0.9917	0.0083	0.54
31.5	315		0.0000	1.0000	0.00
32.5	315		0.0000	1.0000	0.00
33.5	315	315	1.0000		0.00
34.5					

AQUA PENNSYLVANIA, INC.
 ACCOUNT 344.1 LABORATORY EQUIPMENT - CONVENTIONAL
 ORIGINAL AND SMOOTH SURVIVOR CURVES



AQUA PENNSYLVANIA, INC.

ACCOUNT 344.1 LABORATORY EQUIPMENT - CONVENTIONAL

ORIGINAL LIFE TABLE

PLACEMENT BAND 1925-2017

EXPERIENCE BAND 1952-2019

AGE AT BEGIN OF INTERVAL	EXPOSURES AT BEGINNING OF AGE INTERVAL	RETIREMENTS DURING AGE INTERVAL	RETMT RATIO	SURV RATIO	PCT SURV BEGIN OF INTERVAL
0.0	1,587,007		0.0000	1.0000	100.00
0.5	1,587,295	61	0.0000	1.0000	100.00
1.5	1,602,341	770	0.0005	0.9995	100.00
2.5	1,596,908	455	0.0003	0.9997	99.95
3.5	1,587,778	319	0.0002	0.9998	99.92
4.5	1,579,598	1,127	0.0007	0.9993	99.90
5.5	1,574,851	12,947	0.0082	0.9918	99.83
6.5	1,514,882	5,189	0.0034	0.9966	99.01
7.5	1,497,963	2,338	0.0016	0.9984	98.67
8.5	1,498,127	3,996	0.0027	0.9973	98.51
9.5	1,497,344	1,102	0.0007	0.9993	98.25
10.5	1,286,362	13,035	0.0101	0.9899	98.18
11.5	1,194,617	9,777	0.0082	0.9918	97.18
12.5	1,157,871	12,024	0.0104	0.9896	96.39
13.5	1,081,013	6,572	0.0061	0.9939	95.39
14.5	1,045,000	7,568	0.0072	0.9928	94.81
15.5	1,015,109	3,181	0.0031	0.9969	94.12
16.5	957,545	1,778	0.0019	0.9981	93.83
17.5	920,387	5,287	0.0057	0.9943	93.65
18.5	912,259	2,613	0.0029	0.9971	93.11
19.5	909,778	1,493	0.0016	0.9984	92.85
20.5	865,368	813	0.0009	0.9991	92.70
21.5	715,135	1,367	0.0019	0.9981	92.61
22.5	708,984	2,937	0.0041	0.9959	92.43
23.5	624,883	449	0.0007	0.9993	92.05
24.5	622,552	3,065	0.0049	0.9951	91.98
25.5	577,125	2,438	0.0042	0.9958	91.53
26.5	534,640	472	0.0009	0.9991	91.14
27.5	522,155	1,776	0.0034	0.9966	91.06
28.5	486,859	34	0.0001	0.9999	90.75
29.5	462,894	1,855	0.0040	0.9960	90.75
30.5	453,974	684	0.0015	0.9985	90.38
31.5	416,506	361	0.0009	0.9991	90.25
32.5	351,219	514	0.0015	0.9985	90.17
33.5	321,740	974	0.0030	0.9970	90.04
34.5	270,320	560	0.0021	0.9979	89.76
35.5	252,547		0.0000	1.0000	89.58
36.5	189,660	4,573	0.0241	0.9759	89.58
37.5	152,294	7,205	0.0473	0.9527	87.42
38.5	135,530	24,724	0.1824	0.8176	83.28

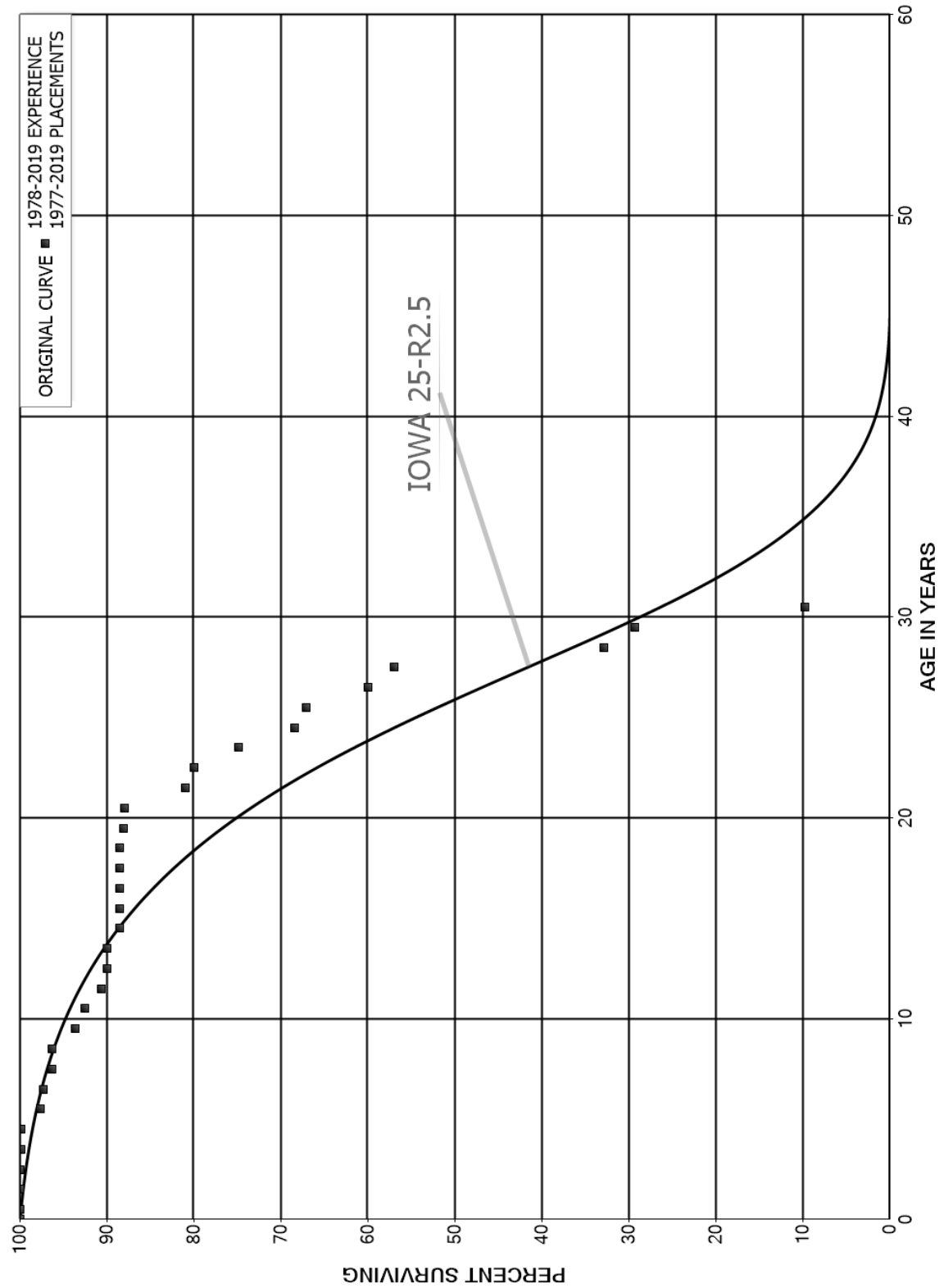
AQUA PENNSYLVANIA, INC.

ACCOUNT 344.1 LABORATORY EQUIPMENT - CONVENTIONAL

ORIGINAL LIFE TABLE, CONT.

PLACEMENT BAND 1925-2017			EXPERIENCE BAND 1952-2019		
AGE AT BEGIN OF INTERVAL	EXPOSURES AT BEGINNING OF AGE INTERVAL	RETIREMENTS DURING AGE INTERVAL	RETMT RATIO	SURV RATIO	PCT SURV BEGIN OF INTERVAL
39.5	110,805	26,234	0.2368	0.7632	68.09
40.5	84,603	27,072	0.3200	0.6800	51.97
41.5	57,091	13,542	0.2372	0.7628	35.34
42.5	43,549	8,567	0.1967	0.8033	26.96
43.5	34,982	10,766	0.3078	0.6922	21.65
44.5	24,216	2,211	0.0913	0.9087	14.99
45.5	22,004	6,329	0.2876	0.7124	13.62
46.5	15,676	2,326	0.1484	0.8516	9.70
47.5	13,350	2,001	0.1499	0.8501	8.26
48.5	11,349	748	0.0659	0.9341	7.03
49.5	10,601	1,295	0.1222	0.8778	6.56
50.5	9,306		0.0000	1.0000	5.76
51.5	9,306	614	0.0660	0.9340	5.76
52.5	8,692	856	0.0985	0.9015	5.38
53.5	7,835		0.0000	1.0000	4.85
54.5	7,835	285	0.0364	0.9636	4.85
55.5	7,550	3,687	0.4883	0.5117	4.67
56.5	3,863	114	0.0294	0.9706	2.39
57.5	3,750	68	0.0181	0.9819	2.32
58.5	3,682	3,123	0.8482	0.1518	2.28
59.5	559		0.0000	1.0000	0.35
60.5	559		0.0000	1.0000	0.35
61.5	559	125	0.2236	0.7764	0.35
62.5	434		0.0000	1.0000	0.27
63.5	434		0.0000	1.0000	0.27
64.5	434		0.0000	1.0000	0.27
65.5	434		0.0000	1.0000	0.27
66.5	434	169	0.3884	0.6116	0.27
67.5	265	58	0.2178	0.7822	0.16
68.5	208	18	0.0852	0.9148	0.13
69.5	190		0.0000	1.0000	0.12
70.5	190	54	0.2839	0.7161	0.12
71.5	136		0.0000	1.0000	0.08
72.5	136		0.0000	1.0000	0.08
73.5	136		0.0000	1.0000	0.08
74.5	136		0.0000	1.0000	0.08
75.5	136		0.0000	1.0000	0.08
76.5	136		0.0000	1.0000	0.08
77.5	136	136	1.0000		0.08
78.5					

AQUA PENNSYLVANIA, INC.
 ACCOUNT 344.2 LABORATORY EQUIPMENT - ELECTRONIC
 ORIGINAL AND SMOOTH SURVIVOR CURVES



AQUA PENNSYLVANIA, INC.

ACCOUNT 344.2 LABORATORY EQUIPMENT - ELECTRONIC

ORIGINAL LIFE TABLE

PLACEMENT BAND 1977-2019

EXPERIENCE BAND 1978-2019

AGE AT BEGIN OF INTERVAL	EXPOSURES AT BEGINNING OF AGE INTERVAL	RETIREMENTS DURING AGE INTERVAL	RETMT RATIO	SURV RATIO	PCT SURV BEGIN OF INTERVAL
0.0	5,930,833	0	0.0000	1.0000	100.00
0.5	5,683,712		0.0000	1.0000	100.00
1.5	5,250,015	0	0.0000	1.0000	100.00
2.5	4,974,846	7,306	0.0015	0.9985	100.00
3.5	4,297,349	0	0.0000	1.0000	99.85
4.5	3,949,672	89,187	0.0226	0.9774	99.85
5.5	3,800,987	11,321	0.0030	0.9970	97.60
6.5	3,760,460	38,630	0.0103	0.9897	97.31
7.5	3,711,184	2,991	0.0008	0.9992	96.31
8.5	3,633,963	96,824	0.0266	0.9734	96.23
9.5	3,197,850	39,517	0.0124	0.9876	93.67
10.5	3,098,599	61,683	0.0199	0.9801	92.51
11.5	2,984,599	22,167	0.0074	0.9926	90.67
12.5	2,834,096		0.0000	1.0000	89.99
13.5	2,695,584	43,547	0.0162	0.9838	89.99
14.5	2,535,767		0.0000	1.0000	88.54
15.5	2,298,172		0.0000	1.0000	88.54
16.5	2,246,570		0.0000	1.0000	88.54
17.5	1,998,697		0.0000	1.0000	88.54
18.5	1,948,562	10,337	0.0053	0.9947	88.54
19.5	1,706,943	2,538	0.0015	0.9985	88.07
20.5	1,562,911	124,825	0.0799	0.9201	87.94
21.5	1,425,666	17,676	0.0124	0.9876	80.92
22.5	1,169,129	74,229	0.0635	0.9365	79.91
23.5	1,066,232	91,591	0.0859	0.9141	74.84
24.5	746,117	14,575	0.0195	0.9805	68.41
25.5	632,809	67,726	0.1070	0.8930	67.07
26.5	534,312	26,456	0.0495	0.9505	59.90
27.5	478,847	202,368	0.4226	0.5774	56.93
28.5	276,478	30,233	0.1093	0.8907	32.87
29.5	246,246	164,001	0.6660	0.3340	29.28
30.5	82,361	65,506	0.7954	0.2046	9.78
31.5	16,855	16,739	0.9931	0.0069	2.00
32.5	116		0.0000	1.0000	0.01
33.5	116		0.0000	1.0000	0.01
34.5	116		0.0000	1.0000	0.01
35.5	116		0.0000	1.0000	0.01
36.5	116		0.0000	1.0000	0.01
37.5	116		0.0000	1.0000	0.01
38.5	116		0.0000	1.0000	0.01

AQUA PENNSYLVANIA, INC.

ACCOUNT 344.2 LABORATORY EQUIPMENT - ELECTRONIC

ORIGINAL LIFE TABLE, CONT.

PLACEMENT BAND 1977-2019			EXPERIENCE BAND 1978-2019		
AGE AT BEGIN OF INTERVAL	EXPOSURES AT BEGINNING OF AGE INTERVAL	RETIREMENTS DURING AGE INTERVAL	RETMT RATIO	SURV RATIO	PCT SURV BEGIN OF INTERVAL
39.5	116		0.0000	1.0000	0.01
40.5	116	116	1.0000		0.01
41.5					

**PART VII. DETAILED DEPRECIATION
CALCULATIONS**

CUMULATIVE DEPRECIATED ORIGINAL COST

AQUA PENNSYLVANIA, INC.
SHENANDOAH WATER OPERATIONS

CUMULATIVE DEPRECIATED ORIGINAL COST BY YEAR INSTALLED
RELATED TO ORIGINAL COST AS OF DECEMBER 31, 2024

YEAR INST (1)	ORIGINAL COST (2)	ACCRUED DEPRECIATION (3)	AMOUNT		DEPRECIATED ORIGINAL COST	PCT OF
			(2)	(3)	CUMULATIVE AMOUNT (5)	COL 4 TOTAL (6)
1885	188,450	188,450				0.0
1903	33,838	21,160		12,678	12,678	0.1
1913	13,947	12,424		1,523	14,201	0.1
1914	119,256	13,176		106,080	120,281	0.8
1920	136,368	8,055		128,313	248,594	1.7
1940	30,295	2,138		28,157	276,751	1.9
1941	1,807	203		1,604	278,355	1.9
1952	29,629	1,071		28,558	306,913	2.1
1974	160,829	8,975		151,854	458,767	3.1
1975	5,309	15		5,294	464,061	3.2
1977	70,589	2,538		68,051	532,112	3.6
1978	221,575	9,125		212,450	744,562	5.1
1981	2,066,659	82,024		1,984,635	2,729,197	18.5
1982	313,865	17,437		296,428	3,025,625	20.5
1983	6,478	82		6,396	3,032,021	20.6
1984	7,330	18		7,312	3,039,333	20.6
1987	699,524	25,155		674,369	3,713,702	25.2
1988	128,291	6,745		121,546	3,835,248	26.0
1990	223,283	3,217		220,066	4,055,314	27.5
1991	418,392	14,095		404,297	4,459,611	30.3
1992	1,039,183	33,736		1,005,447	5,465,058	37.1
1993	4,861,054	252,489		4,608,565	10,073,623	68.4
1998	1,526	3		1,523	10,075,146	68.4
1999	204,502	14,028		190,474	10,265,620	69.7
2006	22,696	5,193		17,503	10,283,123	69.8
2007	22,472	864		21,608	10,304,731	70.0
2008	37,252	932		36,320	10,341,051	70.2
2009	153,147	4,498		148,649	10,489,700	71.2
2010	8,378	559		7,819	10,497,519	71.3
2011	10,972	1,366		9,606	10,507,125	71.3
2012	441,088	13,070		428,018	10,935,143	74.2
2013	16,538	1,169		15,369	10,950,512	74.3
2014	31,692	2,471		29,221	10,979,733	74.5
2015	60,918	2,446		58,472	11,038,205	74.9
2020	18,847	320		18,527	11,056,730	75.1
2023	1,004,599	27,561		977,038	12,033,768	81.7
2024	2,691,919	5,003-		2,696,922	14,730,689	100.0
TOTAL	15,502,497	771,805		14,730,692		

UTILITY PLANT IN SERVICE

AQUA PENNSYLVANIA, INC.
SHENANDOAH WATER OPERATIONS

ACCOUNT 304.3 PURIFICATION BUILDINGS

CALCULATED REMAINING LIFE DEPRECIATION ACCRUAL
RELATED TO ORIGINAL COST AS OF DECEMBER 31, 2024

YEAR (1)	ORIGINAL COST (2)	CALCULATED ACCRUED (3)	ALLOC. BOOK RESERVE (4)	FUTURE BOOK ACCRUALS (5)	REM. LIFE (6)	ANNUAL ACCRUAL (7)
INTERIM SURVIVOR CURVE.. IOWA 95-S0.5						
PROBABLE RETIREMENT YEAR.. 6-2048						
1982	313,865.14	209,411	17,437	296,428	21.20	13,982
1988	128,291.05	81,003	6,745	121,546	21.31	5,704
1993	3,901,932.96	2,310,725	192,401	3,709,532	21.69	171,025
1999	81,980.30	44,105	3,672	78,308	21.90	3,576
2008	24,167.63	10,329	860	23,308	22.11	1,054
2009	12,422.04	5,122	427	11,995	22.09	543
2012	416,476.96	149,932	12,484	403,993	22.22	18,182
2013	8,287.42	2,821	235	8,052	22.28	361
2014	10,360.05	3,317	276	10,084	22.29	452
2024	202,692.79	4,398	367	202,326	22.54	8,976
	5,100,476.34	2,821,163	234,904	4,865,573		223,855
COMPOSITE REMAINING LIFE AND ANNUAL ACCRUAL RATE, PERCENT ..						21.7 4.39

AQUA PENNSYLVANIA, INC.
SHENANDOAH WATER OPERATIONS

ACCOUNT 304.63 MISCELLANEOUS STRUCTURES AND IMPROVEMENTS

CALCULATED REMAINING LIFE DEPRECIATION ACCRUAL
RELATED TO ORIGINAL COST AS OF DECEMBER 31, 2024

YEAR (1)	ORIGINAL COST (2)	CALCULATED ACCRUED (3)	ALLOC. BOOK RESERVE (4)	FUTURE BOOK ACCRUALS (5)	REM. LIFE (6)	ANNUAL ACCRUAL (7)
INTERIM SURVIVOR CURVE.. IOWA 45-S1.5						
PROBABLE RETIREMENT YEAR.. 6-2048						
1991	32,473.23	22,845	1,353	31,120	14.12	2,204
2009	34,505.37	15,510	919	33,586	18.98	1,770
2023	27,492.85	1,743	103	27,390	22.14	1,237
2024	50,673.20	1,115	66	50,607	22.28	2,271
	145,144.65	41,213	2,441	142,703		7,482
COMPOSITE REMAINING LIFE AND ANNUAL ACCRUAL RATE, PERCENT ..						19.1 5.15

AQUA PENNSYLVANIA, INC.
SHENANDOAH WATER OPERATIONS

ACCOUNT 310.4 OTHER POWER PRODUCTION EQUIPMENT

CALCULATED REMAINING LIFE DEPRECIATION ACCRUAL
RELATED TO ORIGINAL COST AS OF DECEMBER 31, 2024

YEAR (1)	ORIGINAL COST (2)	CALCULATED ACCRUED (3)	ALLOC. BOOK RESERVE (4)	FUTURE BOOK ACCRUALS (5)	REM. LIFE (6)	ANNUAL ACCRUAL (7)
INTERIM SURVIVOR CURVE.. IOWA 40-R1.5						
PROBABLE RETIREMENT YEAR.. 6-2048						
2024	7,846.59	229	83	7,764	16.62	467
	7,846.59	229	83	7,764		467
COMPOSITE REMAINING LIFE AND ANNUAL ACCRUAL RATE, PERCENT ..						16.6 5.95

AQUA PENNSYLVANIA, INC.
SHENANDOAH WATER OPERATIONS

ACCOUNT 311 ELECTRIC PUMPING EQUIPMENT

CALCULATED REMAINING LIFE DEPRECIATION ACCRUAL
RELATED TO ORIGINAL COST AS OF DECEMBER 31, 2024

YEAR (1)	ORIGINAL COST (2)	CALCULATED ACCRUED (3)	ALLOC. BOOK RESERVE (4)	FUTURE BOOK ACCRUALS (5)	REM. LIFE (6)	ANNUAL ACCRUAL (7)
SURVIVOR CURVE.. IOWA 36-S2.5						
1913	12,368.54	12,369	12,369			
1914	6,186.72	6,187	6,187			
1974	25,723.80	23,903	2,945	22,779	3.85	5,917
1977	15,751.59	14,441	1,779	13,973	4.31	3,242
1993	480,308.05	373,680	46,040	434,268	8.99	48,306
1999	122,521.66	84,050	10,356	112,166	11.67	9,611
2009	5,990.06	2,748	339	5,651	18.28	309
2012	7,179.87	2,701	333	6,847	20.72	330
2015	55,838.03	16,126	1,986	53,852	23.39	2,302
2020	18,844.96	2,595	320	18,525	28.18	657
2024	9,370.00	144	18	9,352	32.07	292
	760,083.28	538,944	82,672	677,412		70,966

COMPOSITE REMAINING LIFE AND ANNUAL ACCRUAL RATE, PERCENT .. 9.5 9.34

AQUA PENNSYLVANIA, INC.
SHENANDOAH WATER OPERATIONS

ACCOUNT 320.2 PURIFICATION SYSTEM - EQUIPMENT

CALCULATED REMAINING LIFE DEPRECIATION ACCRUAL
RELATED TO ORIGINAL COST AS OF DECEMBER 31, 2024

YEAR (1)	ORIGINAL COST (2)	CALCULATED ACCRUED (3)	ALLOC. BOOK RESERVE (4)	FUTURE BOOK ACCRUALS (5)	REM. LIFE (6)	ANNUAL ACCRUAL (7)
SURVIVOR CURVE.. IOWA 52-R2.5						
2023	25,451.80	932	469	24,983	39.48	633
2024	82,204.03	1,069	539	81,665	38.11	2,143
	107,655.83	2,001	1,008	106,648		2,776
COMPOSITE REMAINING LIFE AND ANNUAL ACCRUAL RATE, PERCENT ..						38.4 2.58

AQUA PENNSYLVANIA, INC.
SHENANDOAH WATER OPERATIONS

ACCOUNT 330 DISTRIBUTION RESERVOIRS AND STANDPIPES - TANKS

CALCULATED REMAINING LIFE DEPRECIATION ACCRUAL
RELATED TO ORIGINAL COST AS OF DECEMBER 31, 2024

YEAR (1)	ORIGINAL COST (2)	CALCULATED ACCRUED (3)	ALLOC. BOOK RESERVE (4)	FUTURE BOOK ACCRUALS (5)	REM. LIFE (6)	ANNUAL ACCRUAL (7)
SURVIVOR CURVE.. IOWA 70-S1						
1885	188,449.58	188,450	188,450			
1914	113,069.74	104,951	6,989	106,081	8.55	12,407
1920	125,633.05	115,532	7,694	117,939	9.14	12,904
1974	112,441.58	73,244	4,878	107,564	27.02	3,981
1978	221,574.61	137,022	9,125	212,450	28.69	7,405
1981	2,066,659.48	1,231,729	82,024	1,984,635	29.49	67,299
1987	699,523.83	377,743	25,155	674,369	31.94	21,114
1991	385,918.97	191,339	12,742	373,177	34.07	10,953
1992	1,039,183.47	506,602	33,736	1,005,447	34.17	29,425
1993	416,792.49	198,227	13,201	403,591	34.73	11,621
2009	90,644.01	23,885	1,590	89,054	43.32	2,056
2012	17,431.59	3,791	253	17,179	44.97	382
	5,477,322.40	3,152,515	385,837	5,091,486		179,547
COMPOSITE REMAINING LIFE AND ANNUAL ACCRUAL RATE, PERCENT ..						28.4 3.28

AQUA PENNSYLVANIA, INC.
SHENANDOAH WATER OPERATIONS

ACCOUNT 331.01 MAINS AND ACCESSORIES - CAST IRON - 4 INCH AND UNDER

CALCULATED REMAINING LIFE DEPRECIATION ACCRUAL
RELATED TO ORIGINAL COST AS OF DECEMBER 31, 2024

YEAR (1)	ORIGINAL COST (2)	CALCULATED ACCRUED (3)	ALLOC. BOOK RESERVE (4)	FUTURE BOOK ACCRUALS (5)	REM. LIFE (6)	ANNUAL ACCRUAL (7)
SURVIVOR CURVE.. IOWA 50-L1.5						
1903	14,433.51	13,679	1,755	12,679	6.71	1,890
1940	15,626.22	13,732	1,762	13,864	11.65	1,190
1941	1,807.19	1,585	203	1,604	11.73	137
1952	6,269.22	5,272	677	5,592	13.71	408
1974	10,294.34	7,590	974	9,320	17.99	518
2024	36,500.00	526	67	36,433	34.22	1,065
	84,930.48	42,384	5,438	79,492		5,208

COMPOSITE REMAINING LIFE AND ANNUAL ACCRUAL RATE, PERCENT .. 15.3 6.13

AQUA PENNSYLVANIA, INC.
SHENANDOAH WATER OPERATIONS

ACCOUNT 331.02 MAINS AND ACCESSORIES - CAST IRON - 6, 8 AND 10 INCH

CALCULATED REMAINING LIFE DEPRECIATION ACCRUAL
RELATED TO ORIGINAL COST AS OF DECEMBER 31, 2024

YEAR (1)	ORIGINAL COST (2)	CALCULATED ACCRUED (3)	ALLOC. BOOK RESERVE (4)	FUTURE BOOK ACCRUALS (5)	REM. LIFE (6)	ANNUAL ACCRUAL (7)
SURVIVOR CURVE.. IOWA 65-S2.5						
1940	5,998.40	5,474	109	5,889	8.09	728
1952	22,677.03	19,729	391	22,286	10.83	2,058
1974	12,369.67	8,995	178	12,192	18.94	644
1977	54,837.32	38,287	759	54,078	20.53	2,634
1983	6,478.37	4,114	82	6,396	23.86	268
2006	12,104.62	3,762	75	12,030	41.02	293
2007	20,050.00	5,895	117	19,933	42.02	474
2008	13,084.57	3,648	72	13,013	42.67	305
2009	1,624.79	426	8	1,617	43.67	37
2010	4,468.85	1,095	22	4,447	44.67	100
2023	159,562.59	4,069	81	159,482	57.32	2,782
2024	1,277,500.00	10,859	214	1,277,286	58.32	21,901
	1,590,756.21	106,353	2,108	1,588,648		32,224
COMPOSITE REMAINING LIFE AND ANNUAL ACCRUAL RATE, PERCENT ..						49.3 2.03

AQUA PENNSYLVANIA, INC.
SHENANDOAH WATER OPERATIONS

ACCOUNT 331.03 MAINS AND ACCESSORIES - CAST IRON - 12 INCH AND OVER

CALCULATED REMAINING LIFE DEPRECIATION ACCRUAL
RELATED TO ORIGINAL COST AS OF DECEMBER 31, 2024

YEAR (1)	ORIGINAL COST (2)	CALCULATED ACCRUED (3)	ALLOC. BOOK RESERVE (4)	FUTURE BOOK ACCRUALS (5)	REM. LIFE (6)	ANNUAL ACCRUAL (7)
SURVIVOR CURVE.. IOWA 95-S3						
1913	1,578.74	1,426	55	1,524	11.95	128
1920	10,735.00	9,423	361	10,374	14.55	713
1940	8,670.27	6,960	267	8,403	20.76	405
1952	20.51	15	1	20	26.51	1
1990	216,026.70	83,473	3,201	212,826	54.79	3,884
1993	62,020.33	22,079	847	61,173	56.99	1,073
2024	456,250.00	2,555	98	456,152	88.00	5,184
	755,301.55	125,931	4,830	750,471		11,388

COMPOSITE REMAINING LIFE AND ANNUAL ACCRUAL RATE, PERCENT .. 65.9 1.51

AQUA PENNSYLVANIA, INC.
SHENANDOAH WATER OPERATIONS

ACCOUNT 331.06 MAINS AND ACCESSORIES - VALVES

CALCULATED REMAINING LIFE DEPRECIATION ACCRUAL
RELATED TO ORIGINAL COST AS OF DECEMBER 31, 2024

YEAR (1)	ORIGINAL COST (2)	CALCULATED ACCRUED (3)	ALLOC. BOOK RESERVE (4)	FUTURE BOOK ACCRUALS (5)	REM. LIFE (6)	ANNUAL ACCRUAL (7)
SURVIVOR CURVE.. IOWA 90-R3						
2023	16,448.87	321	70	16,379	75.42	217
2024	54,750.00	361	78	54,672	75.26	726
	71,198.87	682	148	71,051		943
COMPOSITE REMAINING LIFE AND ANNUAL ACCRUAL RATE, PERCENT ..						75.3 1.32

AQUA PENNSYLVANIA, INC.
SHENANDOAH WATER OPERATIONS

ACCOUNT 333 SERVICES

CALCULATED REMAINING LIFE DEPRECIATION ACCRUAL
RELATED TO ORIGINAL COST AS OF DECEMBER 31, 2024

YEAR (1)	ORIGINAL COST (2)	CALCULATED ACCRUED (3)	ALLOC. BOOK RESERVE (4)	FUTURE BOOK ACCRUALS (5)	REM. LIFE (6)	ANNUAL ACCRUAL (7)
SURVIVOR CURVE.. IOWA 70-R4						
1903	19,404.70	19,405	19,405			
2023	39,793.37	907	11,050-	50,843	64.29	791
2024	89,600.00	681	8,297-	97,897	65.29	1,499
	148,798.07	20,993	58	148,740		2,290
COMPOSITE REMAINING LIFE AND ANNUAL ACCRUAL RATE, PERCENT ..						65.0 1.54

AQUA PENNSYLVANIA, INC.
SHENANDOAH WATER OPERATIONS

ACCOUNT 334.02 METERS - REMOTE

CALCULATED REMAINING LIFE DEPRECIATION ACCRUAL
RELATED TO ORIGINAL COST AS OF DECEMBER 31, 2024

YEAR (1)	ORIGINAL COST (2)	CALCULATED ACCRUED (3)	ALLOC. BOOK RESERVE (4)	FUTURE BOOK ACCRUALS (5)	REM. LIFE (6)	ANNUAL ACCRUAL (7)
SURVIVOR CURVE.. IOWA 22-R2.5						
2006	10,591.60	7,877	5,118	5,474	6.38	858
2007	1,121.33	805	523	598	6.89	87
2023	540,019.72	44,822	29,119	510,900	16.58	30,814
	551,732.65	53,504	34,760	516,972		31,759
COMPOSITE REMAINING LIFE AND ANNUAL ACCRUAL RATE, PERCENT ..						16.3 5.76

AQUA PENNSYLVANIA, INC.
SHENANDOAH WATER OPERATIONS

ACCOUNT 335 FIRE HYDRANTS

CALCULATED REMAINING LIFE DEPRECIATION ACCRUAL
RELATED TO ORIGINAL COST AS OF DECEMBER 31, 2024

YEAR (1)	ORIGINAL COST (2)	CALCULATED ACCRUED (3)	ALLOC. BOOK RESERVE (4)	FUTURE BOOK ACCRUALS (5)	REM. LIFE (6)	ANNUAL ACCRUAL (7)
SURVIVOR CURVE.. IOWA 60-R4						
1952	662.61	625	2	661	4.42	150
1975	5,308.78	4,126	15	5,294	14.19	373
1984	7,330.50	4,898	18	7,312	20.11	364
1990	7,256.16	4,230	16	7,240	24.67	293
1998	1,525.66	699	3	1,523	31.31	49
2023	61,210.91	1,628	6	61,205	54.99	1,113
2024	145,783.44	1,283	5	145,778	56.00	2,603
	229,078.06	17,489	65	229,013		4,945

COMPOSITE REMAINING LIFE AND ANNUAL ACCRUAL RATE, PERCENT .. 46.3 2.16

AQUA PENNSYLVANIA, INC.
SHENANDOAH WATER OPERATIONS

ACCOUNT 339 OTHER PLANT AND MISCELLANEOUS EQUIPMENT

CALCULATED REMAINING LIFE DEPRECIATION ACCRUAL
RELATED TO ORIGINAL COST AS OF DECEMBER 31, 2024

YEAR (1)	ORIGINAL COST (2)	CALCULATED ACCRUED (3)	ALLOC. BOOK RESERVE (4)	FUTURE BOOK ACCRUALS (5)	REM. LIFE (6)	ANNUAL ACCRUAL (7)
SURVIVOR CURVE.. IOWA 20-R3						
2024	11,070.00	323	333	10,737	16.65	645
	11,070.00	323	333	10,737		645
COMPOSITE REMAINING LIFE AND ANNUAL ACCRUAL RATE, PERCENT ..					16.6	5.83

AQUA PENNSYLVANIA, INC.
SHENANDOAH WATER OPERATIONS

ACCOUNT 340.2 OFFICE FURNITURE AND EQUIPMENT - MECHANICAL EQUIPMENT

CALCULATED REMAINING LIFE DEPRECIATION ACCRUAL
RELATED TO ORIGINAL COST AS OF DECEMBER 31, 2024

YEAR (1)	ORIGINAL COST (2)	CALCULATED ACCRUED (3)	ALLOC. BOOK RESERVE (4)	FUTURE BOOK ACCRUALS (5)	REM. LIFE (6)	ANNUAL ACCRUAL (7)
SURVIVOR CURVE.. 10-SQUARE						
2023	1,365.24	205	169	1,196	8.50	141
2024	3,662.97	183	152	3,511	9.50	370
	5,028.21	388	321	4,707		511
COMPOSITE REMAINING LIFE AND ANNUAL ACCRUAL RATE, PERCENT ..						9.2 10.16

AQUA PENNSYLVANIA, INC.
SHENANDOAH WATER OPERATIONS

ACCOUNT 341.1 TRANSPORTATION EQUIPMENT - VEHICLES

CALCULATED REMAINING LIFE DEPRECIATION ACCRUAL
RELATED TO ORIGINAL COST AS OF DECEMBER 31, 2024

YEAR (1)	ORIGINAL COST (2)	CALCULATED ACCRUED (3)	ALLOC. BOOK RESERVE (4)	FUTURE BOOK ACCRUALS (5)	REM. LIFE (6)	ANNUAL ACCRUAL (7)
SURVIVOR CURVE.. IOWA 9-L2.5						
2023	133,253.91	26,171	8,594	124,660	6.14	20,303
	133,253.91	26,171	8,594	124,660		20,303
COMPOSITE REMAINING LIFE AND ANNUAL ACCRUAL RATE, PERCENT ..					6.1	15.24

AQUA PENNSYLVANIA, INC.
SHENANDOAH WATER OPERATIONS

ACCOUNT 343.1 SHOP EQUIPMENT

CALCULATED REMAINING LIFE DEPRECIATION ACCRUAL
RELATED TO ORIGINAL COST AS OF DECEMBER 31, 2024

YEAR (1)	ORIGINAL COST (2)	CALCULATED ACCRUED (3)	ALLOC. BOOK RESERVE (4)	FUTURE BOOK ACCRUALS (5)	REM. LIFE (6)	ANNUAL ACCRUAL (7)
SURVIVOR CURVE.. 25-SQUARE						
2010	1,381.96	802	177	1,205	10.50	115
2011	6,718.23	3,628	801	5,917	11.50	515
2015	1,596.32	607	134	1,462	15.50	94
2024	42,884.79	858	189	42,696	24.50	1,743
	52,581.30	5,895	1,301	51,280		2,467
COMPOSITE REMAINING LIFE AND ANNUAL ACCRUAL RATE, PERCENT ..						20.8 4.69

AQUA PENNSYLVANIA, INC.
SHENANDOAH WATER OPERATIONS

ACCOUNT 343.2 TOOLS AND WORK EQUIPMENT - GENERAL EQUIPMENT

CALCULATED REMAINING LIFE DEPRECIATION ACCRUAL
RELATED TO ORIGINAL COST AS OF DECEMBER 31, 2024

YEAR (1)	ORIGINAL COST (2)	CALCULATED ACCRUED (3)	ALLOC. BOOK RESERVE (4)	FUTURE BOOK ACCRUALS (5)	REM. LIFE (6)	ANNUAL ACCRUAL (7)
SURVIVOR CURVE.. 20-SQUARE						
2007	1,300.27	1,138	224	1,076	2.50	430
2009	7,960.73	6,170	1,215	6,746	4.50	1,499
2010	1,273.71	923	182	1,092	5.50	199
2011	3,000.75	2,026	399	2,602	6.50	400
2013	8,250.95	4,744	934	7,317	8.50	861
2015	3,483.98	1,655	326	3,158	10.50	301
2024	91,130.18	2,278	448	90,682	19.50	4,650
	116,400.57	18,934	3,728	112,673		8,340

COMPOSITE REMAINING LIFE AND ANNUAL ACCRUAL RATE, PERCENT .. 13.5 7.16

AQUA PENNSYLVANIA, INC.
SHENANDOAH WATER OPERATIONS

ACCOUNT 346 COMMUNICATION EQUIPMENT

CALCULATED REMAINING LIFE DEPRECIATION ACCRUAL
RELATED TO ORIGINAL COST AS OF DECEMBER 31, 2024

YEAR (1)	ORIGINAL COST (2)	CALCULATED ACCRUED (3)	ALLOC. BOOK RESERVE (4)	FUTURE BOOK ACCRUALS (5)	REM. LIFE (6)	ANNUAL ACCRUAL (7)
SURVIVOR CURVE.. 15-SQUARE						
2010	1,253.19	1,211	178	1,075	0.50	1,075
2011	1,253.19	1,128	166	1,087	1.50	725
2014	21,331.61	14,932	2,195	19,137	4.50	4,253
2024	130,000.00	4,333	637	129,363	14.50	8,922
	153,837.99	21,604	3,176	150,662		14,975
COMPOSITE REMAINING LIFE AND ANNUAL ACCRUAL RATE, PERCENT ..						10.1 9.73

**PART VIII. EXPERIENCED AND ESTIMATED
NET SALVAGE**

AQUA PENNSYLVANIA, INC.
SHENANDOAH WATER OPERATIONS

EXPERIENCED RETIREMENTS BY ACCOUNT AND ASSOCIATED
COST OF REMOVAL, GROSS SALVAGE, AND NET SALVAGE

ACCT	REGULAR RETIREMENTS	COST OF REMOVAL	GROSS SALVAGE	NET SALVAGE
2024 TRANSACTION YEAR				
304.30	6,136.09	185.12		185.12-
304.63	1,534.02	3,068.04		3,068.04-
310.40	153.41			
311.00	462.34			
320.20	5,858.48			
331.01	1,308.11	371.10		371.10-
331.02	45,783.84	12,988.41		12,988.41-
331.03	16,351.37	4,638.72		4,638.72-
331.06	1,962.16	556.64		556.64-
333.00	1,007.67	809.38		809.38-
335.00	7,339.65	1,072.15		1,072.15-
341.20	10,639.90			
346.01	3,091.18			
	101,628.22	23,689.56		23,689.56-
TOTAL	101,628.22	23,689.56		23,689.56-

Exhibit No. 6-B, Part 3
Docket No. R-2024-3047822
Docket No. R-2024-3047824
Witness: J. J. Spanos

AQUA PENNSYLVANIA, INC.

BRYN MAWR, PENNSYLVANIA

SHENANDOAH WATER OPERATIONS

2025 DEPRECIATION STUDY

CALCULATED ANNUAL DEPRECIATION ACCRUALS
RELATED TO WATER PLANT
AS OF DECEMBER 31, 2025

Prepared by:



GANNETT FLEMING

Excellence Delivered As Promised

Exhibit No. 6-B, Part 3
Docket No. R-2024-3047822
Docket No. R-2024-3047824
Witness: J. J. Spanos

AQUA PENNSYLVANIA, INC.

Bryn Mawr, Pennsylvania

SHENANDOAH WATER OPERATIONS

2025 DEPRECIATION STUDY

CALCULATED ANNUAL DEPRECIATION ACCRUALS
RELATED TO WATER PLANT
AS OF DECEMBER 31, 2025

GANNETT FLEMING VALUATION AND RATE CONSULTANTS, LLC

Camp Hill, Pennsylvania



Gannett Fleming
Valuation and Rate Consultants, LLC

Corporate Headquarters
207 Senate Avenue
Camp Hill, PA 17011
P 717.763.7211 | F 717.763.8150

gannettfleming.com

May 10, 2024

Aqua Pennsylvania, Inc.
762 Lancaster Avenue
Bryn Mawr, PA 19010

Attention: William C. Packer
Vice President, Regulatory Accounting & Regional Controller

Ladies and Gentlemen:

Pursuant to your request, we have determined the annual depreciation accruals applicable to water plant as of December 31, 2025 for the Shenandoah Water Operations. The results of our study as of December 31, 2024 are presented in our report titled "2024 Depreciation Study - Calculated Annual Depreciation Accruals Related to Water Plant as of December 31, 2024". The same methods, procedures and estimates are used in both studies.

Summaries of the original cost, annual accruals, book depreciation reserve and amortization of net salvage are presented in Tables 1 through 4, beginning on page I-3 of the attached report.

Respectfully submitted,

GANNETT FLEMING VALUATION
AND RATE CONSULTANTS, LLC

A handwritten signature in blue ink that reads "John J. Spanos".

JOHN J. SPANOS
President

A handwritten signature in blue ink that reads "Melissa M. Howard".

MELISSA M. HOWARD
Senior Project Manager

JJS:mle

077367.100

TABLE OF CONTENTS

PART I. RESULTS OF STUDY	I-1
Summary of Results	I-2
Description of Detailed Tabulations	I-2
Table 1. Summary of Estimated Survivor Curve, Original Cost, Book Depreciation Reserve and Calculated Annual Depreciation Accruals Related to Water Plant as of December 31, 2025	I-3
Table 2. Bringforward to December 31, 2025 of the Book Reserve as of December 31, 2024	I-4
Table 3. Calculation of Depreciation Accruals for the Twelve Months Ended December 31, 2025	I-5
Table 4. Amortization of Experienced and Estimated Net Salvage	I-6
PART II. DETAILED DEPRECIATION CALCULATIONS	II-2
Cumulative Depreciated Original Cost.....	II-2
Utility Plant in Service.....	II-4
PART III. EXPERIENCED AND ESTIMATED NET SALVAGE	III-1

PART I. RESULTS OF STUDY

AQUA PENNSYLVANIA, INC.

DEPRECIATION STUDY

PART I. RESULTS OF STUDY

SUMMARY OF RESULTS

Tables 1 through 4 presented on pages I-3 through I-6 summarize the results of the depreciation study as of December 31, 2025 for the Shenandoah Water Operations system. Table 1 sets forth, by depreciable group, the estimated survivor curve, original cost, book depreciation reserve as of December 31, 2025, future book accruals, calculated annual accrual amount and rate, and composite remaining life for plant in service. Table 2 presents the bringforward of the book reserve to December 31, 2025. Table 3 sets forth the calculation of the depreciation accruals for the twelve months ended December 31, 2025. Table 4 presents the annual amortization of experienced and estimated net salvage based on the period 2021 through 2025.

DESCRIPTION OF DETAILED TABULATIONS

The supporting data for the depreciation calculations are presented in account sequence in the section beginning on page II-2. The original cost, calculated accrued depreciation, allocated book reserve, future accruals, remaining life and annual accrual are shown for each vintage of each account or subaccount. The amounts of regular retirements, gross salvage and cost of removal are set forth by account for the years 2021 through 2025, on page III-2.

AQUA PENNSYLVANIA, INC.
SHENANDOAH WATER OPERATIONS

TABLE 1. SUMMARY OF ESTIMATED SURVIVOR CURVE, ORIGINAL COST, BOOK DEPRECIATION RESERVE AND CALCULATED ANNUAL DEPRECIATION ACCRUALS RELATED TO WATER PLANT AS OF DECEMBER 31, 2025

	ACCOUNT (1)	SURVIVOR CURVE (2)	ORIGINAL COST AS OF DECEMBER 31, 2025 (3)	BOOK DEPRECIATION RESERVE (4)	FUTURE ACCRUALS (5)	CALCULATED ANNUAL ACCRUAL AMOUNT (6)	PERCENT (7)=(6)/(3)	COMPOSITE REMAINING LIFE (8)=(5)/(6)
	INTANGIBLE PLANT							
301	ORGANIZATION	NONDEPR.	517,932.18					
	NONDEPRECIABLE PLANT							
303.2	POWER AND PUMPING LAND	NONDEPR.	17.00					
303.3	PURIFICATION LAND	NONDEPR.	22,000.00					
303.4	TRANSMISSION AND DISTRIBUTION - LAND AND LAND RIGHTS	NONDEPR.	22,663.00					
	TOTAL NONDEPRECIABLE PLANT		44,680.00					
	DEPRECIABLE PLANT							
304.3	PURIFICATION BUILDINGS	95-S0.5 *	5,599,858.27	450,169	5,149,689	247,004	4.41	20.8
304.63	MISCELLANEOUS STRUCTURES AND IMPROVEMENTS	45-S1.5 *	269,990.13	5,187	264,803	13,342	4.94	19.8
310.4	OTHER POWER PRODUCTION EQUIPMENT	40-R1.5 *	205,788.00	4,380	201,408	12,383	6.02	16.3
311	ELECTRIC PUMPING EQUIPMENT	36-S2.5	760,083.28	153,664	606,420	65,344	8.60	9.3
320	PURIFICATION SYSTEM - EQUIPMENT	52-R2.5	107,655.83	3,785	103,871	2,630	2.44	39.5
330	DISTRIBUTION RESERVOIRS AND STANDPIPES - TANKS	70-S1	5,477,322.40	565,493	4,911,830	175,572	3.21	28.0
331	MAINS AND ACCESSORIES							
	CAST IRON - 4 INCH AND UNDER	50-L1.5	84,930.48	10,722	74,209	4,982	5.87	14.9
	CAST IRON - 6, 8 AND 10 INCH	65-S2.5	1,590,756.21	37,079	1,553,677	31,210	1.96	49.8
	CAST IRON - 12 INCH AND OVER	95-S3	755,301.55	12,241	743,061	11,393	1.51	65.2
	VALVES	90-R3	71,198.87	1,088	70,111	930	1.31	75.4
	TOTAL ACCOUNT 331		2,502,187.11	61,129	2,441,058	48,515		
333	SERVICES	70-R4	356,312.53	925	355,388	5,487	1.54	64.8
334	METERS - REMOTE	22-R2.5	551,732.65	66,540	485,192	30,567	5.54	15.9
335	FIRE HYDRANTS	60-R4	375,814.26	1,187	374,627	7,150	1.90	52.4
339	OTHER PLANT AND MISCELLANEOUS EQUIPMENT	20-R3	11,070.00	978	10,092	629	5.68	16.0
340	OFFICE FURNITURE AND EQUIPMENT - MECHANICAL EQUIPMENT	10-SQ	5,028.21	824	4,205	511	10.16	8.2
341	TRANSPORTATION EQUIPMENT - VEHICLES	94-L2.5	133,253.91	28,902	104,352	19,542	14.67	5.3
343.1	SHOP EQUIPMENT	25-SQ	52,581.30	3,404	49,177	2,457	4.67	20.0
343.2	TOOLS AND WORK EQUIPMENT - GENERAL EQUIPMENT	20-SQ	116,400.57	9,548	106,853	8,609	7.40	12.4
346	COMMUNICATION EQUIPMENT	15-SQ	152,584.90	12,104	140,481	14,266	9.35	9.8
	TOTAL DEPRECIABLE PLANT		16,677,663.25	1,368,218	15,309,446	654,008		
	AMORTIZATION OF NET SALVAGE							
	TOTAL WATER PLANT IN SERVICE		17,240,275.43	1,368,218	15,309,446	660,234		

* LIFE SPAN PROCEDURE WAS USED. CURVE SHOWN IS INTERIM SURVIVOR CURVE.

** ACCRUALS CALCULATED FOR EACH ASSET BY THE COMPANY'S PROPERTY RECORD SYSTEM USING THE AMORTIZATION PERIOD SET FORTH IN COLUMN 2.

NOTE: ACCRUALS IN ACCOUNT 341, TRANSPORTATION EQUIPMENT - OTHER, WILL BE CALCULATED USING A 20-YEAR AMORTIZATION PERIOD.

AQUA PENNSYLVANIA, INC.
SHENANDOAH WATER OPERATIONS

TABLE 2. BRINGFORWARD TO DECEMBER 31, 2025 OF THE BOOK RESERVE AS OF DECEMBER 31, 2024

ACCOUNT (1)	BOOK RESERVE AS OF DECEMBER 31, 2024 (2)	DEPRECIATION ACCRUALS (3)	AMORTIZATION OF NET SALVAGE (4)	PROJECTED RETIREMENTS (5)	PROJECTED GROSS SALVAGE (6)	PROJECTED COST OF REMOVAL (7)	ACQUISITIONS AND ADJUSTMENTS (8)	RESERVE AT END OF PERIOD (9)	BOOK RESERVE AS A PERCENT OF ORIGINAL COST (10)
WATER PLANT IN SERVICE									
304.3	234,904	234,872	37	19,018		626		450,169	8.04
304.63	2,441	10,690	614	4,755		3,804		5,187	1.92
310.4	83	6,356		2,059				4,380	2.13
311	82,672	70,992						153,664	20.22
320.2	1,008	2,778						3,785	3.52
330.01	385,837	179,656						565,493	10.32
331.01	5,438	5,206	77					10,722	12.62
331.02	2,108	32,292	2,678				(4,950)	37,079	2.33
331.03	4,830	11,405	956					12,241	1.62
331.06	148	940						1,088	1.53
333	58	3,889	162	2,486		1,869		925	0.26
334.02	34,760	31,780						66,540	12.06
335	65	6,533	214	8,264		1,141		1,187	0.32
339	333	645						978	8.83
340.2	321	503						824	16.38
341.1	8,594	20,308						28,902	21.69
343.1	1,301	2,103						3,404	6.47
343.2	3,728	5,820						9,548	8.20
346.01	3,176	10,181		1,253				12,104	7.93
TOTAL WATER PLANT IN SERVICE	771,805	636,949	4,738	37,834	0	7,439	0	1,368,218	

AQUA PENNSYLVANIA, INC.
SHENANDOAH WATER OPERATIONS

TABLE 3. CALCULATION OF DEPRECIATION ACCRUALS FOR THE TWELVE MONTHS ENDED DECEMBER 31, 2025

DEPRECIABLE GROUP (1)	ORIGINAL COST AS OF DECEMBER 31, 2024 (2)	ORIGINAL COST AS OF DECEMBER 31, 2025 (3)	COMPOSITE ACCRUAL RATE (4)	ANNUAL ACCRUAL AMOUNT * (5)	
WATER PLANT IN SERVICE					
304.3	PURIFICATION BUILDINGS	5,100,476.34	5,599,858.27	4.39	234,872
304.63	MISCELLANEOUS STRUCTURES AND IMPROVEMENTS	145,144.65	269,990.13	5.15	10,690
310.4	OTHER POWER PRODUCTION EQUIPMENT	7,846.59	205,788.00	5.95	6,356
311	ELECTRIC PUMPING EQUIPMENT	760,083.28	760,083.28	9.34	70,992
320	PURIFICATION SYSTEM - EQUIPMENT	107,655.83	107,655.83	2.58	2,778
330	DISTRIBUTION RESERVOIRS AND STANDPIPES - TANKS	5,477,322.40	5,477,322.40	3.28	179,656
331	MAINS AND ACCESSORIES				
	CAST IRON MAINS - 4 INCH AND UNDER	84,930.48	84,930.48	6.13	5,206
	CAST IRON MAINS - 6, 8 AND 10 INCH	1,590,756.21	1,590,756.21	2.03	32,292
	CAST IRON MAINS - 12 INCH AND OVER	755,301.55	755,301.55	1.51	11,405
	VALVES	71,198.87	71,198.87	1.32	940
	TOTAL ACCOUNT 331	<u>2,502,187.11</u>	<u>2,502,187.11</u>		<u>49,843</u>
333	SERVICES	148,798.07	356,312.53	1.54	3,889
334	METERS - REMOTE	551,732.65	551,732.65	5.76	31,780
335	FIRE HYDRANTS	229,078.06	375,814.26	2.16	6,533
339	OTHER PLANT AND MISCELLANEOUS EQUIPMENT	11,070.00	11,070.00	5.83	645
340	OFFICE FURNITURE AND EQUIPMENT - MECHANICAL EQUIPMENT	5,028.21	5,028.21	10.00 **	503
341	TRANSPORTATION EQUIPMENT - VEHICLES	133,253.91	133,253.91	15.24	20,308
343.1	SHOP EQUIPMENT	52,581.30	52,581.30	4.00 **	2,103
343.2	TOOLS AND WORK EQUIPMENT - GENERAL EQUIPMENT	116,400.57	116,400.57	5.00 **	5,820
346	COMMUNICATION EQUIPMENT	<u>153,837.99</u>	<u>152,584.80</u>	6.67 **	<u>10,181</u>
TOTAL WATER PLANT		<u>15,502,496.96</u>	<u>16,677,663.25</u>		<u>636,949</u>

* ACCRUALS CALCULATED BASED ON MONTHLY AVERAGES
** ACCRUAL RATE BASED ON AMORTIZATION PERIOD

AQUA PENNSYLVANIA, INC.
SHENANDOAH WATER OPERATIONS

TABLE 4. AMORTIZATION OF EXPERIENCED AND ESTIMATED NET SALVAGE

ACCOUNT (1)	2021		2022		2023		2024		2025		NET SALVAGE (12)*	SALVAGE ACCRUAL (13)=(12)/5
	GROSS SALVAGE (2)	COST OF REMOVAL (3)	GROSS SALVAGE (4)	COST OF REMOVAL (5)	GROSS SALVAGE (6)	COST OF REMOVAL (7)	GROSS SALVAGE (8)	COST OF REMOVAL (9)	GROSS SALVAGE (10)	COST OF REMOVAL (11)		
304.3											(810.80)	(162)
304.63											(6,871.68)	(1,374)
331											(18,554.87)	(3,711)
333											(2,678.25)	(536)
335											(2,213.35)	(443)
TOTAL	0.00	0.00	0.00	0.00	0.00	0.00	0.00	23,689.56	0.00	7,439.39	(31,128.95)	(6,226)

* COLUMN (12) EQUALS THE SUMMATION OF COLUMNS (2) THROUGH (11).

PART II. DETAILED DEPRECIATION CALCULATIONS

CUMULATIVE DEPRECIATED ORIGINAL COST

AQUA PENNSYLVANIA, INC.
SHENANDOAH WATER OPERATIONS

CUMULATIVE DEPRECIATED ORIGINAL COST BY YEAR INSTALLED
RELATED TO ORIGINAL COST AS OF DECEMBER 31, 2025

YEAR INST (1)	ORIGINAL COST (2)	ACCRUED DEPRECIATION (3)	AMOUNT		DEPRECIATED ORIGINAL COST	PCT OF
			(2)	(3)	CUMULATIVE AMOUNT (5)	COL 4 TOTAL (6)
1885	188,450	188,450				0.0
1903	31,355	20,316	11,039		11,039	0.1
1913	13,947	12,499	1,448		12,487	0.1
1914	119,256	19,448	99,808		112,295	0.7
1920	136,368	15,307	121,061		233,356	1.5
1940	30,295	5,559	24,736		258,092	1.7
1941	1,807	391	1,416		259,508	1.7
1952	28,967	6,845	22,122		281,630	1.8
1974	160,829	19,813	141,016		422,646	2.8
1975	499	28	471		423,117	2.8
1977	70,589	14,562	56,027		479,144	3.1
1978	221,575	17,397	204,178		683,322	4.5
1981	2,066,659	156,624	1,910,035		2,593,357	16.9
1982	312,124	32,813	279,311		2,872,668	18.8
1983	6,478	1,171	5,307		2,877,975	18.8
1984	5,486	267	5,219		2,883,194	18.8
1987	699,524	47,890	651,634		3,534,828	23.1
1988	127,691	12,677	115,014		3,649,842	23.8
1990	222,394	8,111	214,283		3,864,125	25.2
1991	414,551	26,842	387,709		4,251,834	27.8
1992	1,039,183	64,520	974,663		5,226,497	34.1
1993	4,845,477	489,504	4,355,973		9,582,470	62.6
1998	1,478	50	1,428		9,583,898	62.6
1999	204,240	28,922	175,318		9,759,216	63.7
2006	22,696	7,759	14,937		9,774,153	63.8
2007	22,472	2,889	19,583		9,793,736	64.0
2008	37,202	2,753	34,449		9,828,185	64.2
2009	152,232	9,211	143,021		9,971,206	65.1
2010	7,125	1,074	6,051		9,977,257	65.2
2011	10,972	2,978	7,994		9,985,251	65.2
2012	440,418	26,043	414,375		10,399,626	67.9
2013	16,526	2,459	14,067		10,413,693	68.0
2014	31,677	7,033	24,644		10,438,337	68.2
2015	60,918	5,512	55,406		10,493,743	68.5
2020	18,845	807	18,038		10,511,781	68.7
2023	1,004,582	87,783	916,799		11,428,580	74.7
2024	2,691,692	20,658	2,671,035		14,099,614	92.1
2025	1,211,084	1,253	1,209,831		15,309,444	100.0
TOTAL	16,677,663	1,368,218	15,309,446			

UTILITY PLANT IN SERVICE

AQUA PENNSYLVANIA, INC.
SHENANDOAH WATER OPERATIONS

ACCOUNT 304.3 PURIFICATION BUILDINGS

CALCULATED REMAINING LIFE DEPRECIATION ACCRUAL
RELATED TO ORIGINAL COST AS OF DECEMBER 31, 2025

YEAR (1)	ORIGINAL COST (2)	CALCULATED ACCRUED (3)	ALLOC. BOOK RESERVE (4)	FUTURE BOOK ACCRUALS (5)	REM. LIFE (6)	ANNUAL ACCRUAL (7)
INTERIM SURVIVOR CURVE.. IOWA 95-S0.5						
PROBABLE RETIREMENT YEAR.. 6-2048						
1982	312,123.77	213,181	32,813	279,311	20.19	13,834
1988	127,690.58	82,360	12,677	115,014	20.64	5,572
1993	3,886,356.52	2,374,564	365,491	3,520,866	20.69	170,172
1999	81,717.87	45,697	7,034	74,684	20.89	3,575
2008	24,117.31	10,889	1,676	22,441	21.26	1,056
2009	12,397.66	5,420	834	11,564	21.24	544
2012	415,806.56	161,083	24,793	391,014	21.34	18,323
2013	8,275.04	3,052	470	7,805	21.40	365
2014	10,345.77	3,617	557	9,789	21.39	458
2024	202,655.00	13,132	2,021	200,634	21.65	9,267
2025	518,372.19	11,715	1,803	516,569	21.67	23,838
	5,599,858.27	2,924,710	450,169	5,149,689		247,004
COMPOSITE REMAINING LIFE AND ANNUAL ACCRUAL RATE, PERCENT .. 20.8						4.41

AQUA PENNSYLVANIA, INC.
SHENANDOAH WATER OPERATIONS

ACCOUNT 304.63 MISCELLANEOUS STRUCTURES AND IMPROVEMENTS

CALCULATED REMAINING LIFE DEPRECIATION ACCRUAL
RELATED TO ORIGINAL COST AS OF DECEMBER 31, 2025

YEAR (1)	ORIGINAL COST (2)	CALCULATED ACCRUED (3)	ALLOC. BOOK RESERVE (4)	FUTURE BOOK ACCRUALS (5)	REM. LIFE (6)	ANNUAL ACCRUAL (7)
INTERIM SURVIVOR CURVE.. IOWA 45-S1.5						
PROBABLE RETIREMENT YEAR.. 6-2048						
1991	28,631.68	20,546	2,331	26,301	13.58	1,937
2009	33,614.29	15,974	1,813	31,801	18.22	1,745
2023	27,479.43	2,907	330	27,149	21.14	1,284
2024	50,665.71	3,329	378	50,288	21.33	2,358
2025	129,599.02	2,955	335	129,264	21.48	6,018
	269,990.13	45,711	5,187	264,803		13,342
COMPOSITE REMAINING LIFE AND ANNUAL ACCRUAL RATE, PERCENT ..						19.8 4.94

AQUA PENNSYLVANIA, INC.
SHENANDOAH WATER OPERATIONS

ACCOUNT 310.4 OTHER POWER PRODUCTION EQUIPMENT

CALCULATED REMAINING LIFE DEPRECIATION ACCRUAL
RELATED TO ORIGINAL COST AS OF DECEMBER 31, 2025

YEAR (1)	ORIGINAL COST (2)	CALCULATED ACCRUED (3)	ALLOC. BOOK RESERVE (4)	FUTURE BOOK ACCRUALS (5)	REM. LIFE (6)	ANNUAL ACCRUAL (7)
INTERIM SURVIVOR CURVE.. IOWA 40-R1.5						
PROBABLE RETIREMENT YEAR.. 6-2048						
2024	7,672.35	605	406	7,266	17.55	414
2025	198,115.65	5,924	3,974	194,142	16.22	11,969
	205,788.00	6,529	4,380	201,408		12,383
COMPOSITE REMAINING LIFE AND ANNUAL ACCRUAL RATE, PERCENT ..						16.3 6.02

AQUA PENNSYLVANIA, INC.
SHENANDOAH WATER OPERATIONS

ACCOUNT 311 ELECTRIC PUMPING EQUIPMENT

CALCULATED REMAINING LIFE DEPRECIATION ACCRUAL
RELATED TO ORIGINAL COST AS OF DECEMBER 31, 2025

YEAR (1)	ORIGINAL COST (2)	CALCULATED ACCRUED (3)	ALLOC. BOOK RESERVE (4)	FUTURE BOOK ACCRUALS (5)	REM. LIFE (6)	ANNUAL ACCRUAL (7)
SURVIVOR CURVE.. IOWA 36-S2.5						
1913	12,368.54	12,369	12,369			
1914	6,186.72	6,187	6,187			
1974	25,723.80	23,980	6,101	19,623	3.75	5,233
1977	15,751.59	14,515	3,693	12,059	4.13	2,920
1993	480,308.05	379,347	96,509	383,799	8.65	44,370
1999	122,521.66	86,035	21,888	100,634	11.24	8,953
2009	5,990.06	2,906	739	5,251	17.51	300
2012	7,179.87	2,908	740	6,440	19.83	325
2015	55,838.03	17,768	4,521	51,317	22.50	2,281
2020	18,844.96	3,172	807	18,038	27.18	664
2024	9,370.00	431	110	9,260	31.07	298
	760,083.28	549,618	153,664	606,420		65,344

COMPOSITE REMAINING LIFE AND ANNUAL ACCRUAL RATE, PERCENT .. 9.3 8.60

AQUA PENNSYLVANIA, INC.
SHENANDOAH WATER OPERATIONS

ACCOUNT 320.2 PURIFICATION SYSTEM - EQUIPMENT

CALCULATED REMAINING LIFE DEPRECIATION ACCRUAL
RELATED TO ORIGINAL COST AS OF DECEMBER 31, 2025

YEAR (1)	ORIGINAL COST (2)	CALCULATED ACCRUED (3)	ALLOC. BOOK RESERVE (4)	FUTURE BOOK ACCRUALS (5)	REM. LIFE (6)	ANNUAL ACCRUAL (7)
SURVIVOR CURVE.. IOWA 52-R2.5						
2023	25,451.80	1,514	1,267	24,185	39.52	612
2024	82,204.03	3,009	2,518	79,686	39.48	2,018
	107,655.83	4,523	3,785	103,871		2,630
COMPOSITE REMAINING LIFE AND ANNUAL ACCRUAL RATE, PERCENT ..						39.5 2.44

AQUA PENNSYLVANIA, INC.
SHENANDOAH WATER OPERATIONS

ACCOUNT 330 DISTRIBUTION RESERVOIRS AND STANDPIPES - TANKS

CALCULATED REMAINING LIFE DEPRECIATION ACCRUAL
RELATED TO ORIGINAL COST AS OF DECEMBER 31, 2025

YEAR (1)	ORIGINAL COST (2)	CALCULATED ACCRUED (3)	ALLOC. BOOK RESERVE (4)	FUTURE BOOK ACCRUALS (5)	REM. LIFE (6)	ANNUAL ACCRUAL (7)
SURVIVOR CURVE.. IOWA 70-S1						
1885	188,449.58	188,450	188,450			
1914	113,069.74	105,901	13,261	99,809	7.55	13,220
1920	125,633.05	115,306	14,439	111,194	9.45	11,767
1974	112,441.58	74,121	9,282	103,160	26.62	3,875
1978	221,574.61	138,927	17,397	204,178	28.26	7,225
1981	2,066,659.48	1,250,742	156,624	1,910,035	29.03	65,795
1987	699,523.83	382,430	47,890	651,634	31.92	20,415
1991	385,918.97	195,738	24,511	361,408	33.52	10,782
1992	1,039,183.47	515,227	64,520	974,663	34.07	28,608
1993	416,792.49	203,186	25,444	391,348	34.17	11,453
2009	90,644.01	25,272	3,165	87,479	42.67	2,050
2012	17,431.59	4,072	510	16,922	44.30	382
	5,477,322.40	3,199,372	565,493	4,911,830		175,572
COMPOSITE REMAINING LIFE AND ANNUAL ACCRUAL RATE, PERCENT ..						28.0 3.21

AQUA PENNSYLVANIA, INC.
SHENANDOAH WATER OPERATIONS

ACCOUNT 331.01 MAINS AND ACCESSORIES - CAST IRON - 4 INCH AND UNDER

CALCULATED REMAINING LIFE DEPRECIATION ACCRUAL
RELATED TO ORIGINAL COST AS OF DECEMBER 31, 2025

YEAR (1)	ORIGINAL COST (2)	CALCULATED ACCRUED (3)	ALLOC. BOOK RESERVE (4)	FUTURE BOOK ACCRUALS (5)	REM. LIFE (6)	ANNUAL ACCRUAL (7)
SURVIVOR CURVE.. IOWA 50-L1.5						
1903	14,433.51	13,791	3,395	11,039	5.71	1,933
1940	15,626.22	13,760	3,387	12,239	11.59	1,056
1941	1,807.19	1,588	391	1,416	11.65	122
1952	6,269.22	5,253	1,293	4,976	14.22	350
1974	10,294.34	7,634	1,880	8,414	17.94	469
2024	36,500.00	1,526	376	36,124	34.34	1,052
	84,930.48	43,552	10,722	74,209		4,982

COMPOSITE REMAINING LIFE AND ANNUAL ACCRUAL RATE, PERCENT .. 14.9 5.87

AQUA PENNSYLVANIA, INC.
SHENANDOAH WATER OPERATIONS

ACCOUNT 331.02 MAINS AND ACCESSORIES - CAST IRON - 6, 8 AND 10 INCH

CALCULATED REMAINING LIFE DEPRECIATION ACCRUAL
RELATED TO ORIGINAL COST AS OF DECEMBER 31, 2025

YEAR (1)	ORIGINAL COST (2)	CALCULATED ACCRUED (3)	ALLOC. BOOK RESERVE (4)	FUTURE BOOK ACCRUALS (5)	REM. LIFE (6)	ANNUAL ACCRUAL (7)
SURVIVOR CURVE.. IOWA 65-S2.5						
1940	5,998.40	5,487	1,536	4,462	7.96	561
1952	22,677.03	19,833	5,551	17,126	10.54	1,625
1974	12,369.67	9,109	2,550	9,820	18.43	533
1977	54,837.32	38,830	10,869	43,968	19.99	2,199
1983	6,478.37	4,185	1,171	5,307	23.29	228
2006	12,104.62	3,965	1,110	10,995	40.02	275
2007	20,050.00	6,232	1,744	18,306	41.02	446
2008	13,084.57	3,847	1,077	12,008	42.02	286
2009	1,624.79	453	127	1,498	42.67	35
2010	4,468.85	1,171	328	4,141	43.67	95
2023	159,562.59	6,781	1,898	157,665	56.32	2,799
2024	1,277,500.00	32,576	9,118	1,268,382	57.32	22,128
	1,590,756.21	132,469	37,079	1,553,677		31,210
COMPOSITE REMAINING LIFE AND ANNUAL ACCRUAL RATE, PERCENT ..						49.8 1.96

AQUA PENNSYLVANIA, INC.
SHENANDOAH WATER OPERATIONS

ACCOUNT 331.03 MAINS AND ACCESSORIES - CAST IRON - 12 INCH AND OVER

CALCULATED REMAINING LIFE DEPRECIATION ACCRUAL
RELATED TO ORIGINAL COST AS OF DECEMBER 31, 2025

YEAR (1)	ORIGINAL COST (2)	CALCULATED ACCRUED (3)	ALLOC. BOOK RESERVE (4)	FUTURE BOOK ACCRUALS (5)	REM. LIFE (6)	ANNUAL ACCRUAL (7)
SURVIVOR CURVE.. IOWA 95-S3						
1913	1,578.74	1,421	130	1,449	12.50	116
1920	10,735.00	9,513	868	9,867	13.55	728
1940	8,670.27	6,968	636	8,034	20.88	385
1952	20.51	15	1	20	26.50	1
1990	216,026.70	85,892	7,838	208,189	53.79	3,870
1993	62,020.33	22,575	2,060	59,960	56.79	1,056
2024	456,250.00	7,756	708	455,542	86.99	5,237
	755,301.55	134,140	12,241	743,061		11,393

COMPOSITE REMAINING LIFE AND ANNUAL ACCRUAL RATE, PERCENT .. 65.2 1.51

AQUA PENNSYLVANIA, INC.
SHENANDOAH WATER OPERATIONS

ACCOUNT 331.06 MAINS AND ACCESSORIES - VALVES

CALCULATED REMAINING LIFE DEPRECIATION ACCRUAL
RELATED TO ORIGINAL COST AS OF DECEMBER 31, 2025

YEAR (1)	ORIGINAL COST (2)	CALCULATED ACCRUED (3)	ALLOC. BOOK RESERVE (4)	FUTURE BOOK ACCRUALS (5)	REM. LIFE (6)	ANNUAL ACCRUAL (7)
SURVIVOR CURVE.. IOWA 90-R3						
2023	16,448.87	530	361	16,088	75.02	214
2024	54,750.00	1,068	727	54,023	75.42	716
	71,198.87	1,598	1,088	70,111		930
COMPOSITE REMAINING LIFE AND ANNUAL ACCRUAL RATE, PERCENT ..						75.4 1.31

AQUA PENNSYLVANIA, INC.
SHENANDOAH WATER OPERATIONS

ACCOUNT 333 SERVICES

CALCULATED REMAINING LIFE DEPRECIATION ACCRUAL
RELATED TO ORIGINAL COST AS OF DECEMBER 31, 2025

YEAR (1)	ORIGINAL COST (2)	CALCULATED ACCRUED (3)	ALLOC. BOOK RESERVE (4)	FUTURE BOOK ACCRUALS (5)	REM. LIFE (6)	ANNUAL ACCRUAL (7)
SURVIVOR CURVE.. IOWA 70-R4						
1903	16,921.35	16,921	16,921			
2023	39,792.93	1,512	4,695-	44,488	63.29	703
2024	89,599.16	2,043	6,345-	95,944	64.29	1,492
2025	209,999.09	1,596	4,956-	214,955	65.29	3,292
	356,312.53	22,072	925	355,388		5,487
COMPOSITE REMAINING LIFE AND ANNUAL ACCRUAL RATE, PERCENT ..						64.8 1.54

AQUA PENNSYLVANIA, INC.
SHENANDOAH WATER OPERATIONS

ACCOUNT 334.02 METERS - REMOTE

CALCULATED REMAINING LIFE DEPRECIATION ACCRUAL
RELATED TO ORIGINAL COST AS OF DECEMBER 31, 2025

YEAR (1)	ORIGINAL COST (2)	CALCULATED ACCRUED (3)	ALLOC. BOOK RESERVE (4)	FUTURE BOOK ACCRUALS (5)	REM. LIFE (6)	ANNUAL ACCRUAL (7)
SURVIVOR CURVE.. IOWA 22-R2.5						
2006	10,591.60	8,138	6,649	3,943	5.88	671
2007	1,121.33	834	681	440	6.38	69
2023	540,019.72	72,471	59,210	480,810	16.12	29,827
	551,732.65	81,443	66,540	485,192		30,567
COMPOSITE REMAINING LIFE AND ANNUAL ACCRUAL RATE, PERCENT ..						15.9 5.54

AQUA PENNSYLVANIA, INC.
SHENANDOAH WATER OPERATIONS

ACCOUNT 335 FIRE HYDRANTS

CALCULATED REMAINING LIFE DEPRECIATION ACCRUAL
RELATED TO ORIGINAL COST AS OF DECEMBER 31, 2025

YEAR (1)	ORIGINAL COST (2)	CALCULATED ACCRUED (3)	ALLOC. BOOK RESERVE (4)	FUTURE BOOK ACCRUALS (5)	REM. LIFE (6)	ANNUAL ACCRUAL (7)
SURVIVOR CURVE.. IOWA 60-R4						
1975	498.96	396	28	471	13.20	36
1984	5,486.36	3,734	267	5,219	19.48	268
1990	6,367.29	3,820	273	6,094	23.67	257
1998	1,477.75	703	50	1,428	30.30	47
2023	61,207.61	2,705	194	61,014	54.00	1,130
2024	145,778.28	3,878	277	145,501	54.99	2,646
2025	154,998.01	1,364	98	154,900	56.00	2,766
	375,814.26	16,600	1,187	374,627		7,150

COMPOSITE REMAINING LIFE AND ANNUAL ACCRUAL RATE, PERCENT .. 52.4 1.90

AQUA PENNSYLVANIA, INC.
SHENANDOAH WATER OPERATIONS

ACCOUNT 339 OTHER PLANT AND MISCELLANEOUS EQUIPMENT

CALCULATED REMAINING LIFE DEPRECIATION ACCRUAL
RELATED TO ORIGINAL COST AS OF DECEMBER 31, 2025

YEAR (1)	ORIGINAL COST (2)	CALCULATED ACCRUED (3)	ALLOC. BOOK RESERVE (4)	FUTURE BOOK ACCRUALS (5)	REM. LIFE (6)	ANNUAL ACCRUAL (7)
SURVIVOR CURVE.. IOWA 20-R3						
2024	11,070.00	946	978	10,092	16.04	629
	11,070.00	946	978	10,092		629
COMPOSITE REMAINING LIFE AND ANNUAL ACCRUAL RATE, PERCENT ..						16.0 5.68

AQUA PENNSYLVANIA, INC.
SHENANDOAH WATER OPERATIONS

ACCOUNT 340.2 OFFICE FURNITURE AND EQUIPMENT - MECHANICAL EQUIPMENT

CALCULATED REMAINING LIFE DEPRECIATION ACCRUAL
RELATED TO ORIGINAL COST AS OF DECEMBER 31, 2025

YEAR (1)	ORIGINAL COST (2)	CALCULATED ACCRUED (3)	ALLOC. BOOK RESERVE (4)	FUTURE BOOK ACCRUALS (5)	REM. LIFE (6)	ANNUAL ACCRUAL (7)
SURVIVOR CURVE.. 10-SQUARE						
2023	1,365.24	341	316	1,049	7.50	140
2024	3,662.97	549	508	3,155	8.50	371
	5,028.21	890	824	4,205		511

COMPOSITE REMAINING LIFE AND ANNUAL ACCRUAL RATE, PERCENT .. 8.2 10.16

AQUA PENNSYLVANIA, INC.
SHENANDOAH WATER OPERATIONS

ACCOUNT 341.1 TRANSPORTATION EQUIPMENT - VEHICLES

CALCULATED REMAINING LIFE DEPRECIATION ACCRUAL
RELATED TO ORIGINAL COST AS OF DECEMBER 31, 2025

YEAR (1)	ORIGINAL COST (2)	CALCULATED ACCRUED (3)	ALLOC. BOOK RESERVE (4)	FUTURE BOOK ACCRUALS (5)	REM. LIFE (6)	ANNUAL ACCRUAL (7)
SURVIVOR CURVE.. IOWA 9-L2.5						
2023	133,253.91	42,508	28,902	104,352	5.34	19,542
	133,253.91	42,508	28,902	104,352		19,542
COMPOSITE REMAINING LIFE AND ANNUAL ACCRUAL RATE, PERCENT ..					5.3	14.67

AQUA PENNSYLVANIA, INC.
SHENANDOAH WATER OPERATIONS

ACCOUNT 343.1 SHOP EQUIPMENT

CALCULATED REMAINING LIFE DEPRECIATION ACCRUAL
RELATED TO ORIGINAL COST AS OF DECEMBER 31, 2025

YEAR (1)	ORIGINAL COST (2)	CALCULATED ACCRUED (3)	ALLOC. BOOK RESERVE (4)	FUTURE BOOK ACCRUALS (5)	REM. LIFE (6)	ANNUAL ACCRUAL (7)
SURVIVOR CURVE.. 25-SQUARE						
2010	1,381.96	857	365	1,017	9.50	107
2011	6,718.23	3,897	1,659	5,059	10.50	482
2015	1,596.32	670	285	1,311	14.50	90
2024	42,884.79	2,573	1,095	41,789	23.50	1,778
	52,581.30	7,997	3,404	49,177		2,457
COMPOSITE REMAINING LIFE AND ANNUAL ACCRUAL RATE, PERCENT ..						20.0 4.67

AQUA PENNSYLVANIA, INC.
SHENANDOAH WATER OPERATIONS

ACCOUNT 343.2 TOOLS AND WORK EQUIPMENT - GENERAL EQUIPMENT

CALCULATED REMAINING LIFE DEPRECIATION ACCRUAL
RELATED TO ORIGINAL COST AS OF DECEMBER 31, 2025

YEAR (1)	ORIGINAL COST (2)	CALCULATED ACCRUED (3)	ALLOC. BOOK RESERVE (4)	FUTURE BOOK ACCRUALS (5)	REM. LIFE (6)	ANNUAL ACCRUAL (7)
SURVIVOR CURVE.. 20-SQUARE						
2007	1,300.27	1,203	464	836	1.50	557
2009	7,960.73	6,568	2,533	5,428	3.50	1,551
2010	1,273.71	987	381	893	4.50	198
2011	3,000.75	2,176	839	2,162	5.50	393
2013	8,250.95	5,157	1,989	6,262	7.50	835
2015	3,483.98	1,829	706	2,778	9.50	292
2024	91,130.18	6,835	2,636	88,494	18.50	4,783
	116,400.57	24,755	9,548	106,853		8,609

COMPOSITE REMAINING LIFE AND ANNUAL ACCRUAL RATE, PERCENT .. 12.4 7.40

AQUA PENNSYLVANIA, INC.
SHENANDOAH WATER OPERATIONS

ACCOUNT 346 COMMUNICATION EQUIPMENT

CALCULATED REMAINING LIFE DEPRECIATION ACCRUAL
RELATED TO ORIGINAL COST AS OF DECEMBER 31, 2025

YEAR (1)	ORIGINAL COST (2)	CALCULATED ACCRUED (3)	ALLOC. BOOK RESERVE (4)	FUTURE BOOK ACCRUALS (5)	REM. LIFE (6)	ANNUAL ACCRUAL (7)
SURVIVOR CURVE.. 15-SQUARE						
2011	1,253.19	1,211	480	773	0.50	773
2014	21,331.61	16,354	6,476	14,856	3.50	4,245
2024	130,000.00	13,000	5,148	124,852	13.50	9,248
	152,584.80	30,565	12,104	140,481		14,266
COMPOSITE REMAINING LIFE AND ANNUAL ACCRUAL RATE, PERCENT ..						9.8 9.35

PART III. EXPERIENCED AND ESTIMATED NET SALVAGE

AQUA PENNSYLVANIA, INC.
SHENANDOAH WATER OPERATIONS

EXPERIENCED RETIREMENTS BY ACCOUNT AND ASSOCIATED
COST OF REMOVAL, GROSS SALVAGE, AND NET SALVAGE

ACCT	REGULAR RETIREMENTS	COST OF REMOVAL	GROSS SALVAGE	NET SALVAGE
2024 TRANSACTION YEAR				
304.30	6,136.09	185.12		185.12-
304.63	1,534.02	3,068.04		3,068.04-
310.40	153.41			
311.00	462.34			
320.20	5,858.48			
331.01	1,308.11	371.10		371.10-
331.02	45,783.84	12,988.41		12,988.41-
331.03	16,351.37	4,638.72		4,638.72-
331.06	1,962.16	556.64		556.64-
333.00	1,007.67	809.38		809.38-
335.00	7,339.65	1,072.15		1,072.15-
341.20	10,639.90			
346.01	3,091.18			
	101,628.22	23,689.56		23,689.56-
2025 TRANSACTION YEAR				
304.30	19,018.07	625.68		625.68-
304.63	4,754.52	3,803.64		3,803.64-
310.40	2,058.59			
333.00	2,485.54	1,868.87		1,868.87-
335.00	8,263.80	1,141.20		1,141.20-
346.01	1,253.19			
	37,833.71	7,439.39		7,439.39-
TOTAL	139,461.93	31,128.95		31,128.95-