

**Application of Pennsylvania-American Water Company for the Acquisition of  
the Wastewater Treatment Plant and Collection System Owned and Operated by  
Elizabeth Borough Municipal Authority (“EBMA”)**

**Docket No. A-2023-3038717**

**66 Pa. C.S. § 1329**

**Application Filing Checklist – Water/Wastewater**

20. Proof of Compliance. Provide proof of compliance with applicable design, construction and operation standards of DEP or of the county health department, or both, including:
- b. For **wastewater** system acquisitions, provide copies of the water quality management and National Pollution Discharge Elimination System (NPDES) permits for the utility plant.

**RESPONSE:** b. Attached are copies of permits provided by EBMA as **Appendix A-20-b**. Additional wastewater permits may be identified going forward. Copies of any additional wastewater permits located will be provided.

## Permits

- NPDES Permit PA0028436
- Sewerage Permit 9138-S – Sewer Extension to Receive Sanitary Discharge from Elizabeth Township
- Sewerage Permit 8204-S – Sewerage System & Sewage Treatment Plant
- Water Quality Management Part II Permit 8204-S-A1 – Interceptor Sewer, Combined Sewer Overflow Regulator and CSO Outfall Reconstruction Relocation
- WQM Permit Sewage-Permit No. 0270416 – Sewage Treatment Plant Additions
- WQM Permit Sewage - Permit No. 0270416 A1 – Sewage Treatment Plant Additions & Pump Station Modifications
- WQM Permit Sewage - Permit No. 0270416 A2 – Sewage Treatment Plant Additions & Modifications
- WQM Permit Sewage- Permit No. 0270416 A3 – Fallen Timber Run Main Pump Station with a Comminutor Shredder Installation
- WQM Permit Sewage- Permit No. 0270416 A3 – Sewage Treatment Plant Additions
- WQM Permit Sewage-Permit No. 0270416 A4 – Main Pump Station Replacement
- 461S89 – Walker Road Sewer Extension
- GP110205222-075 Combined Sewer Outfall Rehab CSO #3 & CSO #8

COMMONWEALTH OF PENNSYLVANIA  
DEPARTMENT OF ENVIRONMENTAL PROTECTION  
WATER MANAGEMENT PROGRAM

**AUTHORIZATION TO DISCHARGE UNDER THE  
NATIONAL POLLUTANT DISCHARGE ELIMINATION SYSTEM**

**NPDES PERMIT NO. PA0028436**

compliance with the provisions of the Clean Water Act, 33 U.S.C. Section 1251 et seq. (the "Act") and Pennsylvania's Clean Streams Law, as amended, 35 P.S. Section 691.1 et seq.,

Elizabeth Borough Municipal Authority  
PO Box 268  
Elizabeth, PA 15037

is authorized to discharge from a facility located at

Elizabeth Borough STP  
Elizabeth Borough  
Allegheny County

to receiving waters named Monongahela River

in accordance with effluent limitations, monitoring requirements and other conditions set forth in Parts A, B, and C hereof.

**THIS PERMIT SHALL EXPIRE AT MIDNIGHT, AUG - 8 2007.**

The authority granted by this permit is subject to the following further qualifications:

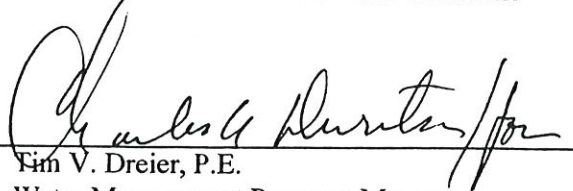
1. If there is a conflict between the application, its supporting documents and/or amendments and the terms and conditions of this permit, the terms and conditions shall apply.
2. Failure to comply with the terms, conditions, or effluent limitations of this permit is grounds for enforcement action; for permit termination, revocation and reissuance, or modification; or for denial of a permit renewal.
3. Complete application for renewal of this permit, or notification of intent to cease discharging by the expiration date, must be submitted to the Department at least 180 days prior to the expiration date (unless permission has been granted by the Department for submission at a later date), using the appropriate NPDES permit application form.

In the event that a timely and complete application for renewal has been submitted and the Department is unable, through no fault of the permittee, to reissue the permit before the expiration date, the terms and conditions of this permit, including submission of the Discharge Monitoring Reports, will be automatically continued and will remain fully effective and enforceable pending the grant or denial of the application for permit renewal.

4. This NPDES permit does not constitute authorization to construct or make modifications to wastewater treatment facilities necessary to meet the terms and conditions of this permit.

DATE PERMIT ISSUED AUG - 8 2002 ISSUED BY

DATE EFFECTIVE SEP - 1 2002

  
Tim V. Dreier, P.E.  
Water Management Program Manager

1. EFFLUENT LIMITATIONS AND MONITORING REQUIREMENTS FOR OUTFALL 001 WHICH RECEIVES WASTE FROM:

the sewage treatment plant

at Latitude 40° 16' 45" Longitude 79° 53' 00" Stream Code 37185 River Mile Index (RMI) 22.44

a. The permittee is authorized to discharge during the period from effective date through expiration date.

b. Based on the production data and/or anticipated wastewater characteristics and flows described in the permit application and its supporting documents and/or amendments, the following effluent limitations and monitoring requirements apply. Total (dissolved plus suspended fraction) is implied for each parameter unless otherwise indicated.

Discharge Parameter	DISCHARGE LIMITATIONS (gross unless otherwise indicated)				MONITORING REQUIREMENTS				
	Mass Units		Concentrations		Measurement Frequency	Sample Type			
	(lbs/day except flow)		(mg/l unless otherwise indicated)						
Average Monthly	Max. Daily	Average Monthly	Average Weekly	Max. Daily	Instant. Max.				
Flow (mgd)	Monitor and Report							continuous	recorded
CBOD-5 Day	250.2	375.3	25	37.5	50	2/week	8-hour composite		
Suspended Solids	300.3	450.4	30	45	60	2/week	8-hour composite		
Total Residual Chlorine			0.5		1.6	30/month	grab		
Fecal Coliform Organisms	refer to Part C for effective disinfection							2/week	grab
pH	not less than 6.0 nor greater than 9.0 standard units							2/week	grab

Samples taken in compliance with the monitoring requirements specified above shall be taken at the following location: At the outfall pipe

1. EFFLUENT LIMITATIONS AND MONITORING REQUIREMENTS FOR OUTFALLS 003 THROUGH 008 WHICH RECEIVE WASTE FROM:  
combined sewer overflows, CSO

- a. The permittee is authorized to discharge during the period from effective date through expiration date.
- b. The outfalls listed below serve as combined sewer overflows necessitated by storm water entering the sewer system and exceeding the hydraulic capacity of the sewers and/or the treatment plant and are permitted to discharge only for such reason. Each discharge shall be monitored for cause, frequency, duration, and quantity of flow. The data must be recorded and reported monthly as an attachment to the discharge monitoring report (DMR) using the Department-provided DMR for CSOs. Monitoring in compliance with the requirements specified above shall be performed in accordance with the condition in Part C of this permit titled Management and Control of Combined Sewer Overflows.

Outfall	Name and/or Street Location	Receiving Stream	Latitude/Longitude
003	Mill Alley Diversion	Monongahela River	40°16'34" / 79°53'06"
004	Park Alley Diversion	Monongahela River	40°16'30" / 79°53'11"
005	Market Street Diversion	Monongahela River	40°16'25" / 79°53'17"
006	Plum Street Diversion	Monongahela River	40°16'22" / 79°53'19"
007	Bayard Street Diversion	Monongahela River	40°16'19" / 79°53'24"
008	Center Avenue Diversion	Monongahela River	40°16'12" / 79°53'32"

PART A

2. DEFINITIONS

- a. "Bypass" means the intentional diversion of waste streams from any portion of a treatment facility.
- b. "Severe property damage" means substantial physical damage to property, damage to the treatment facilities which causes them to become inoperable, or substantial and permanent loss of natural resources which can reasonably be expected to occur in the absence of a bypass. Severe property damage does not mean economic loss caused by delays in production.
- c. "Daily discharge" means the "discharge of a pollutant" measured during a calendar day or any 24-hour period that reasonably represents the calendar day for purposes of sampling. For pollutants with limitations expressed in units of mass, the "daily discharge" is calculated as the total mass of the pollutant discharged over the day. For pollutants with limitations expressed in other units of measurement, the "daily discharge" is calculated as the average measurement of the pollutant over the day.
- d. "Average" refers to the use of an arithmetic mean, unless otherwise specified in this permit.
- e. "Geometric average (mean)" means the average of a set of n sample results given by the  $n^{\text{th}}$  root of their product.
- f. "Average monthly discharge limitation" means the highest allowable average of "daily discharge" over a calendar month, calculated as the sum of all "daily discharge" measured during a calendar month divided by the number of "daily discharge" measured during that month.
- g. "Average weekly discharge limitation" means the highest allowable average of "daily discharge" over a calendar week, calculated as the sum of all "daily discharge" measured during a calendar week divided by the number of "daily discharge" measured during that week.
- h. "Maximum daily discharge limitation" means the highest allowable "daily discharge."
- i. "Maximum any time" (or instantaneous maximum) means the concentration not to be exceeded at any time in any grab sample.
- j. "Composite sample" (for all except GC/MS volatile organic analysis) means a combination of at least 8 individual samples of at least 100 milliliters collected manually or automatically at periodic intervals during the operating hours of a facility over a 24 hour period. The composite must be flow-proportional; either the volume of each individual sample is proportional to discharge flow rates, or the sampling interval (for constant volume samples) is proportional to the flow rates over the time period used to produce the composite.

"Composite sample for GC/MS volatile organic analysis" consists of at least four (rather than eight) aliquots or grab samples collected during actual hours of discharge over a 24 hour period and need not be flow proportioned. The four samples are composited in the laboratory immediately before analysis, and only one analysis performed.

The maximum time period between individual samples used for any "composite sample" shall not exceed two hours, except that for wastes of a uniform nature the samples may be collected on a frequency of at least twice per working shift and shall be equally spaced over a 24-hour period (or over the operating day if flows are of a shorter duration).

PART A

- k. "Grab sample" means an individual sample of at least 100 milliliters collected at a randomly-selected time over a period not to exceed 15 minutes.
- l. "i-s" means immersion stabilization - in which a calibrated device is immersed in the wastewater until the reading is stabilized.
- m. "Daily average temperature" means the average of all temperature measurements made, or the mean value plot of the record of a continuous automated temperature recording instrument, either during a calendar day or during the operating day if flows are of a shorter duration.
- n. "Measured flow" means any method of liquid volume measurement, the accuracy of which has been previously demonstrated in engineering practice, or for which a relationship to absolute volume has been obtained.
- o. "At outfall XXX" means a sampling location in outfall line XXX below the last point at which wastes are added to outfall line XXX, or where otherwise specified.
- p. "Estimated flow" means any method of liquid volume measurement based on a technical evaluation of the sources contributing to the discharge including, but not limited to, pump capabilities, water meters and batch discharge volumes.
- q. "Non-contact cooling water" means water used to reduce temperature which does not come in direct contact with any raw material, intermediate product, waste product (other than heat), or finished product.

Such water may on occasion, as a result of corrosion, cooling system leakage or similar cooling system failures contain small amounts of process chemicals: provided, that all reasonable measures have been taken to prevent, reduce, eliminate and control to the maximum extent feasible such contamination: and provided further, that all reasonable measures have been taken that will mitigate the effects of such contamination once it has occurred.

- r. "Toxic pollutant" means those pollutants, or combinations of pollutants, including disease-causing agents, which after discharge and upon exposure, ingestion, inhalation, or assimilation into any organism, either directly from the environment or indirectly by ingestion through food chains, will, on the basis of information available to the Administrator of the United States Environmental Protection Agency, cause death, disease, behavioral abnormalities, cancer, genetic mutations, physiological malfunctions, including malfunctions in reproduction, or physical deformations in such organisms or their offspring.
- s. "Hazardous substance" means any substance designated under Title 40 Code of Federal Regulations Part 116 (40 CFR 116) pursuant to Section 311 of the Clean Water Act.
- t. "Publicly Owned Treatment Works" or "POTW" means a facility as defined by Section 212 of the Clean Water Act which is owned by a State or Municipality, as defined by Section 502(4) of the Clean Water Act, including any sewers that convey wastewater to such a treatment works, but not including pipes, sewers or other conveyances not connected to a facility providing treatment. The term also means the municipality as defined in Section 502(4) of the Clean Water Act which has jurisdiction over the indirect discharges to and the discharges from such a treatment works.

PART A

- u. "Industrial User" means an establishment which discharges or introduces industrial wastes into a Publicly Owned Treatment Works (POTW).
- v. "Total Dissolved Solids" means the total dissolved (filterable) solids as determined by use of the method specified in 40 CFR 136.
- w. "Storm water associated with industrial activity" means the discharge from any conveyance which is used for collecting and conveying storm water and which is directly related to manufacturing, processing, or raw materials storage areas as defined at 40 CFR 122.26(b)(14).
- x. "Storm water" means storm water runoff, snow melt runoff, and surface runoff and drainage.
- y. "Best Management Practices ("BMPs")" means schedules of activities, prohibitions of practices, maintenance procedures, and other management practices to prevent or reduce the pollution of "Waters of the United States". BMPs also include treatment requirements, operating procedures, and practices to control plant site runoff, spillage or leaks, sludge or waste disposal, or drainage from raw material storage.

3. SELF-MONITORING, REPORTING, AND RECORDS KEEPING

a. Representative Sampling

(1) Samples and measurements taken for the purpose of monitoring shall be representative of the monitored activity.

(2) Records Retention

Except for records of monitoring information required by this permit related to the permittee's sewage sludge use and disposal activities which shall be retained for a period of at least 5 years, all records of monitoring activities and results (including all original strip chart recordings for continuous monitoring instrumentation and calibration and maintenance records), copies of all reports required by this permit, and records of all data used to complete the application for this permit shall be retained by the permittee for three (3) years from the date of the sample measurement, report, or application. The three year period shall be extended as requested by the Department or the EPA Regional Administrator.

(3) Recording of Results

For each measurement or sample taken pursuant to the requirements of this permit, the permittee shall record the following information:

- (i) The exact place, date, and time of sampling or measurements;
- (ii) The person(s) who performed the sampling or measurements;
- (iii) The date(s) the analyses were performed;
- (iv) The person(s) who performed the analyses;

PART A

- (v) The analytical techniques or methods used; and the associated detection level; and
- (vi) The results of such analyses.

(4) Test Procedures

Unless otherwise specified in this permit, the test procedures for the analysis of pollutants shall be those contained in 40 CFR 136 (or in the case of sludge use or disposal, approved under 40 CFR 136 unless otherwise specified in 40 CFR 503), or alternate test procedures approved pursuant to those parts, unless other test procedures have been specified in the permit.

(5) Quality Assurance/Control

In an effort to assure accurate self-monitoring analyses results:

- (a) Permittee or its designated laboratory shall participate in the periodic scheduled quality assurance inspections conducted by the Department and EPA.
- (b) The permittee or its designated laboratory shall develop and implement a program to assure the quality and accurateness of the analyses performed to satisfy the requirements of this permit in accordance with 40 CFR 136, Appendix A

b. Reporting of Monitoring Results

- (1) The permittee shall effectively monitor the operation and efficiency of all wastewater treatment and control facilities, and the quantity and quality of the discharge(s) as specified in this permit.
- (2) Unless instructed otherwise in Part C of this permit, monitoring results obtained each month shall be summarized for that month and reported on a Discharge Monitoring Report (DMR).
- (3) The completed DMR Form shall be signed and certified either by the following applicable person (as defined in 40 CFR 122.22(a)) or by that person's duly authorized representative (as defined in 40 CFR 122.22(b)):
  - For a corporation - by a responsible corporate officer
  - For a Partnership or Sole Proprietorship - by a general partner or the proprietor, respectively
  - For a Municipality, State, Federal or other public agency - by a principle executive officer or ranking elected official.

If signed by other than the above, written notification of delegation of DMR signatory authority must be submitted to the Department. The DMR and any other reports required herein shall be submitted to the appropriate agency at the address listed in Part C of this permit and postmarked no later than the 28th day of the following month.

- (4) If the permittee monitors any pollutant, using analytical methods described in A.3.a(4) above, more frequently than the permit requires, the results of this monitoring shall be incorporated, as appropriate, into the calculations used to report self-monitoring data on the DMR.

c. Reporting Requirements

(1) Planned Changes - The permittee shall give notice to the Department as soon as possible of any planned physical alterations or additions to the permitted facility. Notice is required only when:

- (a) The alteration or addition to a permitted facility may meet one of the criteria for determining whether a facility is a new source in 40 CFR 122.29(b); or
- (b) The alteration or addition could significantly change the nature or increase the quantity of pollutants discharged. This notification applies to pollutants which are subject neither to effluent limitations in the permit, nor to notification requirements under 40 CFR\_122.42(a)(1).
- (c) The alteration or addition results in a significant change in the permittee's sludge use or disposal practices, and such alteration, addition, or change may justify the application of permit conditions that are different from or absent in the existing permit, including notification of additional use or disposal sites not reported during the permit application process or not reported pursuant to an approved land application plan;

(2) Anticipated Non-Compliance

The permittee shall give advance notice to the Department of any planned changes in the permitted facility or activity which may result in noncompliance with permit requirements.

(3) Compliance Schedules

Reports of compliance or noncompliance with, or any progress reports on, interim and final requirements contained in any compliance schedule of this permit shall be submitted no later than 14 days following each schedule date.

(4) Twenty-Four Hour Reporting

- (a) The permittee shall report any noncompliance which may endanger health or the environment. Any information shall be provided orally within 24 hours from the time the permittee becomes aware of the circumstances. A written submission shall also be provided within 5 days of the time the permittee becomes aware of the circumstances. The written submission shall contain a description of the noncompliance and its cause; the period of noncompliance, including exact dates and times, and if the noncompliance has not been corrected, the anticipated time it is expected to continue; and steps taken or planned to reduce, eliminate, and prevent reoccurrence of the noncompliance.
- (b) The following shall be included as information which must be reported within 24 hours under this paragraph.
  - (i) Any unanticipated bypass which exceeds any effluent limitation in the permit.
  - (ii) Any catastrophic event which causes the discharge to exceed effluent limitations in this permit.
  - (iii) Violation of a maximum daily discharge limitation for any of the pollutants listed by the Department in the permit to be reported within 24 hours.

PART A

- (c) The Department may waive the written report on a case-by-case basis for reports under paragraph c (4)(a) of this section if the oral report has been received within 24 hours.

(5) Other Noncompliance

The permittee shall report all instances of noncompliance not reported under paragraphs c (3), (4) of this section, at the time monitoring reports are submitted. The reports shall contain the information listed in paragraph c (4) of this section.

Compliance with reporting requirements under A.3.c. above shall not excuse a person from immediate notification of incidents causing or threatening pollution pursuant to 25 Pa. Code, Chapter 91.33.

- d. Specific Toxic Substance Notification Levels (for Manufacturing, Commercial, Mining, and Silvicultural Dischargers) The permittee shall notify the Department as soon as it knows or has reason to believe the following:

- (1) That any activity has occurred, or will occur, which would result in the discharge of any toxic pollutant which is not limited in the permit, if that discharge on a routine or frequent basis will exceed the highest of the following "notification levels".
  - (a) One hundred micrograms per liter.
  - (b) Two hundred micrograms per liter for acrolein and acrylonitrile.
  - (c) Five hundred micrograms per liter for 2,4-dinitrophenol and 2-methyl-4,6-dinitrophenol.
  - (d) One milligram per liter for antimony.
  - (e) Five (5) times the maximum concentration value reported for that pollutant in the permit application.
  - (f) Any other notification level established by the Department.
- (2) That any activity has occurred or will occur which would result in any discharge, on a non-routine or infrequent basis, of a toxic pollutant which is not limited in the permit, if that discharge will exceed the highest of the following "notification levels":
  - (a) Five hundred micrograms per liter;
  - (b) One milligram per liter for antimony;
  - (c) Ten (10) times the maximum concentration value reported for that pollutant in the permit application;
  - (d) Any other notification level established by the Department.

PART B

1. MANAGEMENT REQUIREMENTS

a. Compliance Schedules

- (1) The permittee shall achieve compliance with the terms and conditions of this permit within the time frames specified in Part C of this permit.
- (2) The permittee shall submit reports of compliance or noncompliance with, or progress reports as applicable, any interim and final requirements contained in this permit. Such reports shall be submitted no later than 14 days following the applicable schedule date or compliance deadline.

b. Permit Modification, Termination, or Revocation and Reissuance

- (1) This permit may be modified, terminated, or revoked in whole or in part during its term for cause including, but not limited to, any of the causes specified in 25 Pa. Code, Chapter 92.
- (2) The filing of a request by the permittee for a permit modification, revocation and reissuance, or termination, or a notification of planned changes or anticipated non-compliance, does not stay any permit condition.
- (3) In the absence of a Departmental action to modify or revoke and reissue this permit, the permittee shall comply with effluent standards or prohibitions established under Section 307(a) of the Clean Water Act for toxic pollutants within the time specified in the regulations that establish those standards or prohibitions.

c. Duty to Provide Information

- (1) The permittee shall furnish to the Department, within a reasonable time, any information which the Department may request to determine whether cause exists for modifying, revoking and reissuing, or terminating this permit, or to determine compliance with this permit.
- (2) The permittee shall furnish to the Department, upon request, copies of records required to be kept by this permit.
- (3) Other Information - Where the permittee becomes aware that it failed to submit any relevant facts in a permit application, or submitted incorrect information in a permit application or in any report to the Department, it shall promptly submit such facts or information to the Department.
- (4) Where the permittee is a POTW, the permittee shall provide adequate notice to the Department of the following:
  - (a) Any new introduction of pollutants into the POTW from an indirect discharger which would be subject to Sections 301 and 306 of the Clean Water Act if it were otherwise discharging those pollutants.
  - (b) Any substantial change in the volume or character of pollutants being introduced into the POTW by an Industrial User which was discharging into the POTW at the time of issuance of this permit.

PART B

(c) Adequate notice shall include information on:

- (i) the quality and quantity of the effluent introduced into the POTW, and
- (ii) any anticipated impact of the change on the quantity or quality of the effluent to be discharged from the POTW.

The submission of the above information in the POTW's Annual Wasteload Management Report, required under the provisions of 25 Pa. Code Chapter 94, will normally be considered as providing adequate notice to the Department, unless a more stringent time period is required by law, regulation, or permit condition in which case the more stringent submission date shall apply.

- (d) The identity of Industrial Users served by the POTW which are subject to pretreatment standards adopted under Section 307(b) of the Clean Water Act; the POTW shall also specify the total volume of discharge and estimated concentration of each pollutant discharged into the POTW by the Industrial Users.
- (e) The POTW shall require all Industrial Users to comply with the reporting requirements of Sections 204(b), 307, and 308 of the Clean Water Act and any regulations adopted thereunder, and the Clean Streams Law and any regulations adopted thereunder.

d. Facilities Operation

The permittee shall at all times maintain in good working order and properly operate and maintain all facilities and systems which are installed or used by the permittee to achieve compliance with the terms and conditions of this permit. Proper operation and maintenance includes, but is not limited to, adequate laboratory controls including appropriate quality assurance procedures. This provision also includes the operation of backup or auxiliary facilities or similar systems which are installed by the permittee, only when necessary to achieve compliance with the terms and conditions of this permit.

The permittee shall develop, install, and maintain Best Management Practices to control or abate the discharge of pollutants when the practices are reasonably necessary to achieve the effluent limitations and standards in this permit or to carry out the purposes and intent of the Clean Water Act, or when required to do so by the Department.

e. Adverse Impact

The permittee shall take all reasonable steps to minimize or prevent any discharge or sludge use or disposal in violation of this permit which has a reasonable likelihood of adversely affecting human health or the environment.

f. Bypassing

- (1) Bypassing Not Exceeding Permit Limitations - The permittee may allow a bypass to occur which does not cause effluent limitations to be violated, but only if the bypass is essential for maintenance to assure efficient operation. This type of bypassing is not subject to the reporting and notification requirements of Part A.3.c.

PART B

- (2) Other Bypassing - In all other situations bypassing is prohibited unless all of the following conditions are met:
- (a) A bypass is unavoidable to prevent loss of life, personal injury or "severe property damage";
  - (b) There are no feasible alternatives to the bypass, such as the use of auxiliary treatment facilities, retention of untreated wastes, or maintenance during normal periods of equipment downtime. This condition is not satisfied if adequate backup equipment should have been installed (in the exercise of reasonable engineering judgment) to prevent a bypass which occurred during normal periods of equipment downtime or preventive maintenance;
  - (c) The permittee submitted the necessary reports required under Part A.3.c.
- (3) The Department may approve an anticipated bypass, after considering its adverse effects, if the Department determines that it will meet the three conditions (a through c) listed above.

2. PENALTIES AND LIABILITY

a. Violations of Permit Conditions

Any person violating Sections 301, 302, 306, 307, 308, 318, or 405 of the Clean Water Act or any permit condition or limitation implementing such sections in a permit issued under Section 402 of the Act is subject to civil, administrative, and/or criminal penalties as set forth in 40 CFR 122.41(a)(2).

Any person or municipality who violates any provision of this permit, any rule, regulation, or order of the Department, or any condition or limitation of any permit issued pursuant to the Clean Streams Law is subject to criminal and/or civil penalties as set forth in Sections 602, 603 and 605 of the Clean Streams Law.

b. Falsifying Information

Any person who does any of the following:

Falsifies, tampers with, or knowingly renders inaccurate any monitoring device or method required to be maintained under this permit; or

Knowingly makes any false statement, representation, or certification in any record or other document submitted or required to be maintained under this permit (including monitoring reports or reports of compliance or non-compliance);

shall, upon conviction, be punished by a fine and/or imprisonment as set forth in 18 P.S. §4904 and 40 CFR 122.41(j)(5) and (k)(2).

PART B

c. Liability

Nothing in this permit shall be construed to relieve the permittee from civil or criminal penalties for noncompliance pursuant to Section 309 of the Clean Water Act or Sections 602, 603 or 605 of the Clean Streams Law.

Nothing in this permit shall be construed to preclude the institution of any legal action or to relieve the permittee from any responsibilities, liabilities, or penalties to which the permittee is or may be subject to under the Clean Water Act and the Clean Streams Law.

d. Enforcement Proceedings

- (1) It shall not be a defense for the permittee in an enforcement action that it would have been necessary to halt or reduce the permitted activity in order to maintain compliance with the conditions of this permit.

3. OTHER RESPONSIBILITIES

a. Right of Entry

Pursuant to Sections 5(b) and 305 of Pennsylvania's Clean Streams Law and 25 Pa. Code, Chapter 92, the permittee shall allow the head of the Department, the EPA Regional Administrator, and/or their authorized representatives, upon the presentation of credentials and other documents as may be required by law:

- (1) To enter upon the permittee's premises where a regulated facility or activity is located or conducted, or where records must be kept under the conditions of this permit;
- (2) To have access to and copy at reasonable times any records that must be kept under the conditions of this permit;
- (3) To inspect at reasonable times any facilities, equipment (including monitoring and control equipment), practices or operations regulated or required under this permit;
- (4) To sample or monitor at reasonable times, for the purposes of assuring permit compliance or as otherwise authorized by the Clean Water Act, any substances or parameters at any location.

b. Transfer of Permits

- (1) *Transfers by modification.* Except as provided in paragraph (2) of this section, a permit may be transferred by the permittee to a new owner or operator only if the permit has been modified or revoked and reissued, or a minor modification made to identify the new permittee and incorporate such other requirements as may be necessary under the Clean Water Act.
- (2) *Automatic transfers.* As an alternative to transfers under paragraph (1) of this section, any NPDES permit may be automatically transferred to a new permittee if:
  - (a) The current permittee notifies the Department, at least 30 days in advance, of the proposed transfer date in paragraph (2)(b) of this section;

PART B

- (b) The notice includes the appropriate Department transfer form signed by the existing and new permittees containing a specific date for transfer of permit responsibility, coverage, and liability between them; and
  - (c) The Department does not notify the existing permittee and the proposed new permittee of its intent to modify or revoke and reissue the permit. A modification under this subparagraph may also be a minor modification. If this notice is not received, the transfer is effective on the date specified in the agreement mentioned in paragraph (2)(b) of this section.
- (3) In the event the Department does not approve transfer of the permit, the new owner or controller must submit a new permit application.

c. Property Rights

The issuance of this permit does not convey any property rights of any sort, or any exclusive privilege.

d. Other Laws

The issuance of a permit does not authorize any injury to persons or property or invasion of other private rights, or any infringement of State or local law or regulations.

PART C

Page 14a of 14  
Permit PA0028436

## OTHER REQUIREMENTS

1. In accordance with Part A.3.b of this permit, the permittee shall submit a copy of the Discharge Monitoring Reports to each of the following:

Department of Environmental Protection  
Water Management  
400 Waterfront Drive  
Pittsburgh, PA 15222-4745

Allegheny County Health Department  
Frank B. Clack Health Center  
Water Pollution Control Program  
Building #5  
40th Street & Penn Avenue  
Pittsburgh, PA 15224

U.S. EPA - Region III  
NPDES Discharge Monitoring Reports (3WP31)  
1650 Arch Street  
Philadelphia, PA 19103-2029

2. In accordance with Part B.1.c of this permit, the permittee shall submit a copy of the attached Supplemental Sewage Sludge Report to accompany each copy of the monthly Discharge Monitoring Reports to the addresses as specified above. This form must be submitted even if sewage sludge is not hauled in a given month, in this event enter "no sludge hauled."
3. Effluent limitations, monitoring requirements, and other standard and special conditions which relate to the discharge of pollutants authorized by this permit and which are contained in Water Quality Management Permit(s)

No. 8204-S issued on 1/3/52  
No. 0270416 issued on 5/28/70

or any subsequent amendments or transfers are superseded by the terms and conditions of this permit, unless specifically noted otherwise herein.

PART C

Page 14b of 14  
Permit PA0028436

4. Collected screenings, slurries, sludges and other solids shall be handled and disposed of in compliance with 25 Pa. Code, Chapters 271, 273, 275, 283, and 285 (related to permits and requirements for landfilling, land application, incineration and storage of sewage sludge) Federal Regulations 40 CFR 257, and the Federal Clean Water Act and its amendments.
5. All discharges of floating materials, oil, grease, scum and substances which produce tastes, color, odors, turbidity or settle to form deposits shall be controlled at levels which will not be inimical or harmful to the water uses to be protected or to human, animal, plant or aquatic life.
6. Effective disinfection to control disease producing organisms shall be the production of an effluent which will contain a concentration of fecal coliform organisms not greater than
  - a. 200/100 ml as a monthly geometric mean, nor greater than 1000/100 ml in more than ten percent of the samples examined during any month from May through September inclusive.
  - b. 35,000/100 ml as a monthly geometric mean based on five consecutive samples collected on different days during any month from October through April inclusive.
7. Any discharge from the treatment plant controlled diversion is subject to the requirements of Part B.1.f of this permit.
8. MANAGEMENT AND CONTROL OF COMBINED SEWER OVERFLOWS

Combined sewer overflows (CSOs) are allowed to discharge only in compliance with this permit when flows in combined sewer systems exceed the conveyance or treatment capacities of the system during or immediately after wet weather periods. Overflows that occur without an accompanying precipitation event or snowmelt are termed "dry weather overflows" and are prohibited. CSOs are point source discharges that must be provided with control measures in accordance with the Federal Clean Water Act and the 1994 National CSO Policy.

The point source discharge locations (outfalls) identified on page(s) 2b of 14 under Part A of this permit serve as known combined sewer overflow locations on the permittee sewer system.

The permittee shall establish a foundation of information on their current CSO system on which to base development and implementation of both minimum and long-term control measures to minimize CSO discharges and water quality impacts. The process shall be conducted in accordance with the outline below and copies of specified work products shall be submitted to the Department in accordance with the compliance schedule in Item H.

A. System Inventory and Characterization

1) Physical Identification of Combined Sewer System

Review and update the list of CSO discharge points identified under Part A of this permit. For each CSO outfall, indicate the following as applicable:

- i) Locate the CSO discharge point, including latitude and longitude and street(s) location on sewer plot plan.
- ii) Describe regulator mechanisms including the size, type of regulator, presence or absence of backflow prevention devices, field verification of the regulator's operability and reliability, and location on the sewer plot plan. Describe how it is intended to function, document design specifications and construction permit requirements as they relate to flow conveyed to the treatment plant versus that which would overflow: One engineering drawing shall be submitted for each type of regulator.
- iii) Describe the outfall structure including the size, type of outfall structure, state whether the outfall structure is submerged, partially submerged or not submerged, and verify the presence or absence of a backflow prevention device on the CSO.
- iv) Field verification information including a determination of whether the adjacent sewers are cracked, depressed, or of questionable physical integrity, and observances of the presence of flow restrictions due to excessive sludge or oil and grease build up.
- v) Location of downstream public drinking water intakes, Special Protection waters, and public recreational areas.
- vi) Implement a visual identification system to identify each CSO outfall. The outfall structure shall be labeled and identified at the nearest manhole/bulkhead.
- vii) Identify chronic or continuous dry weather overflows and a schedule shall be developed to eliminate any dry weather overflows.

- 2) Identify and locate any other overflows, such as high-level overflows at pump stations, gates or other control structures which because of the nature, volume and location of the discharge would likely have a significant impact.

PART C

Page 14d of 14  
Permit PA0028436

B. System Hydraulic Characterization

- 1) Characterization of the overflow events including frequency and, if possible, quantity of the discharge(s). Hydraulic analyses shall identify all hydraulic bottlenecks in the collection and treatment systems.
- 2) Correlation of the quantity of discharge with the intensity and duration of the storm event which triggers the overflows. Estimate the total volume discharged per year based on historical rainfall records.

C. IMPLEMENTATION OF TECHNOLOGY-BASED NINE MINIMUM CONTROLS  
The permittee shall submit a report to the Department with appropriate documentation, demonstrating implementation of and compliance with the following nine minimum technology-based controls (NMC) required on a system wide basis. The report should include schedules for completing any minor construction activities associated with implementing the NMCs.

- 1) Proper operation and regular maintenance programs for the sewer system and the CSO outfalls;
- 2) Maximum use of the collection system for storage;
- 3) Review and modification of pretreatment requirements to ensure that CSO impacts are minimized;
- 4) Maximization of flow to the POTW for treatment;
- 5) Elimination of dry weather CSOs;
- 6) Control of solids and floatable material in CSOs;
- 7) Pollution prevention programs to reduce contaminants in CSOs;
- 8) Public notification to ensure the public receives adequate notification of CSO occurrences and CSO impacts;
- 9) Monitoring to effectively characterize CSO impacts and the efficacy of CSO controls.

The NMCs are further described in the guidance document EPA 832-B-95-003 entitled "Guidance For Nine Minimum Controls", dated May 1995. The report shall be submitted to the Department according to the schedule in Item H below. The Department will use the EPA guidance document to determine compliance with the requirement.

D. IMPLEMENTATION OF WATER QUALITY-BASED LONG TERM CONTROL PLAN (LTCP)

The long term goal of the LTCP requirements in this permit is to achieve compliance with the state water quality standards upon completion of the LTCP implementation. Until completion of implementation, the CSO discharge(s) shall comply with the performance standards of the selected CSO controls, when installed, and shall comply with the water quality standards found in Chapter 93, Section 93.6(b). When sufficient CSO-related information and data are available to develop water quality-based effluent limitations, the permit should be revised, as appropriate, to reflect the new effluent limitations.

Upon issuance of this permit, the permittee shall develop and submit to the Department a long-term CSO control plan (LTCP) which will result in compliance with the water quality standards. The LTCP, at a minimum, shall incorporate the following requirements:

1. Continued implementation of the nine minimum controls;
2. Protection of sensitive areas (recreation areas, public water supply, unique ecological habitat, etc.);
3. Public participation in developing the LTCP.

The LTCP is described in the EPA's guidance document entitled "Guidance For Long Term Control Plan" (EPA 832-B-95-002), dated September 1995. The LTCP shall be submitted to the Department for review and approval before implementation in accordance with the schedule in Item H below. The Department will use the EPA guidance document to determine compliance with the requirement. Using a compliance monitoring program, the permittee shall periodically review the effectiveness of the LTCP and propose any changes or revisions to the LTCP to the Department for review and approval before implementing those changes or revisions.

The permittee shall implement, inspect, monitor and effectively operate and maintain the CSO controls identified in the approved LTCP. The interim implementation schedule for the short term controls shall be in accordance with the approved LTCP. The final implementation of the LTCP is expected to exceed the life of the current five year permit and shall be consistent with the approved LTCP or where applicable a CO&A or other enforcement mechanism.

PART C

Page 14f of 14  
Permit PA0028436

E. MONITORING AND REPORTING REQUIREMENTS

1. Discharge Monitoring Report for Combined Sewer Overflows (DMR for CSOs)

The permittee shall record data on CSO discharges in the format specified in the Department's DMR for CSOs attached to this permit. The data shall be submitted to the regional office of the Department 28 days following a month in which one or more CSO discharges occurred. For CSOs that are part of a permitted POTW, the DMR for CSOs must be submitted with the Permittee's regular DMR. Copies of DMRs for CSOs must be retained at the STP site or municipality for at least five (5) years.

2. Annual CSO Status Report

On March 31 of each year, an Annual CSO Status Report shall be submitted to the Department with the annual "Municipal Wasteload Management Report" required by 25 Pa. Code Chapter 94, Section 94.12.

i. The Annual CSO Status Report shall:

- a. Provide a summary of the frequency, duration and volume of the CSO discharges for the past calendar year;
- b. Provide the operational status of overflow points;
- c. Provide an identification of known in-stream water quality impacts, their causes, and their effects on downstream water uses;
- d. Summarize all actions taken to implement the NMCs and the LTCP and their effectiveness; and
- e. Evaluate and provide a progress report on implementing and necessary revisions to the NMC and LTCP.

ii. Specifically, the following CSO-related information shall be included in the report:

- a. Rain gauge data - total inches (to the nearest 0.01 inch) that caused each CSO discharge being reported in the supplemental DMR for CSOs.

PART C

Page 14g of 14  
Permit PA0028436

b. Inspections and maintenance

- Total number of regulator inspections conducted during the period of the report (reported by drainage system).
- A list of blockages (if any) corrected or other interceptor maintenance performed, including location, date and time discovered, date and time corrected, and any discharges to the stream observed and/or suspected to have occurred.

c. Dry weather overflows

Dry weather CSO discharges are prohibited. Immediate telephone notification to the Department of such discharges is required in accordance with 25 Pa. Code, Section 91.33. Indicate location, date and time discovered, date and time corrected/ceased, and action(s) taken to prevent their reoccurrence. A plan to correct this condition and schedule to implement the plan must be submitted with the DMR for CSOs.

d. Wet weather overflows

- For all locations that have automatic level monitoring of the regulators, report all exceedances of the overflow level during the period of the report, including location, date, time, and duration of wet weather overflows.
- For all locations at which flows in the interceptors can be controlled by throttling and/or pumping, report all instances when the overflow level was reached or the gates were lowered. For each instance, provide the location, date, time, and duration of the overflow.

F. AREA-WIDE PLANNING/PARTICIPATION REQUIREMENT

Where applicable, the permittee shall cooperate with and participate in any interconnected CSO system's NMCs and LTCP activities being developed and/or carried out by the operator(s) of these systems, and shall participate in implementing applicable portions of the approved NMC and LTCP for these systems.

PART C

Page 14h of 14  
Permit PA0028436

G. PERMIT REOPENER CLAUSE

The Department reserves the right to modify, revoke and reissue this permit as provided pursuant to 40 CFR 122.62 and 124.5 for the reasons set forth in 25 Pa. Code Section 92.51(2) and for the following reasons:

1. To include new or revised conditions developed to comply with any State or Federal law or regulation that addresses CSOs and that is adopted or promulgated subsequent to the effective date of this permit.
2. To include new or revised conditions if new information indicates that CSO controls imposed under the permit have failed to ensure the attainment of State Water Quality Standards.
3. To include new or revised conditions based on new information resulting from implementation of the LTCP or other plans or data.

H. COMBINED SEWER OVERFLOW COMPLIANCE SCHEDULE

The permittee shall complete the above CSO activities in accordance with the following compliance schedule:

<u>Schedule Activity Description</u>	<u>Compliance Due Date</u>
System Inventory and Characterization	Submitted
System Hydraulic Characterization	Submitted
Documentation of Implementation of the Nine Minimum Technology-Based Controls (NMCs)	Submitted
Continue Implementation of the NMCs	Permit effective date
Submittal of Long Term CSO Control Plan (LTCP) and Schedule	On or before July 1, 2004
Begin Implementation of the LTCP	Upon approval by the Department

PART C

Page 14i of 14  
Permit PA0028436

Schedule Activity Description

Compliance Due Date

Submit Annual CSO Status Report to Department  
with Chapter 94 Report

March 31 of each year

Submit DMR for CSOs

Within 28 days of the end  
of a month

9. The effluent limitations for Outfall 001 were determined using an effluent discharge rate of 1.2 million gallons per day which is the design flow used to determine whether a "hydraulic overload" situation exists, as defined in 25 Pa. Code Chapter 94.

10. Total Residual Chlorine (TRC) Minimization

The permittee will ensure that applied chlorine dosages, used for disinfection or other purposes, are optimized to the degree necessary such that the total residual chlorine in the discharge does not cause an adverse stream impact. In doing so, the permittee shall consider relevant factors affecting chlorine dosage, such as wastewater characteristics, mixing and contact times, desired result of chlorination, and expected impact on the receiving water body.

To reduce or eliminate the amount of chlorine discharged into water bodies, the permittee must: (1) improve/adjust process controls and (2) improve operation/maintenance practices.

If the Department determines or receives documented evidence levels of TRC in the permittee's effluent are causing adverse impacts in the receiving water, the permittee shall institute necessary additional steps to reduce or eliminate such impact.

11. The permittee shall submit the results of whole effluent toxicity testing (WETT) with their next permit renewal application, according to federal regulation 40 CFR Section 122.21(j)(5). The permittee shall obtain the appropriate biomonitoring protocol for the testing from the WETT Coordinator, Planning Section, Water Management Program, Department of Environmental Protection, 400 Waterfront Drive, Pittsburgh, PA 15222-4745.
12. In no case shall the arithmetic means of the effluent values of the biochemical oxygen demand (BOD-5 Day) and suspended solids discharged during a period of 30 consecutive days exceed 15 percent of respective arithmetic means of the influent values for those parameters during the same time period except as specifically authorized by the Department.

PERMITTEE NAME ADDRESS (Include Facility Name / Location)

NAME: Elizabeth Borough Municipal Authority  
 ADDRESS: PO Box 268  
 Elizabeth, PA 15037

FACILITY: Elizabeth Borough STP  
 LOCATION: Elizabeth Borough, Allegheny County

NATIONAL POLLUTANT DISCHARGE ELIMINATION SYSTEM (NPDES) DISCHARGE MONITORING REPORT (DMR)

(2-16) PA0028436 (17-19) 001  
 PERMIT NUMBER DISCHARGE NUMBER  
 MONITORING PERIOD  
 YEAR MO DAY TO YEAR MO DAY

NOTE: Read instructions before completing this form

Parameter (32-37)	(3 Card Only) (46-53) AVERAGE		QUANTITY OR LOADING (54-61)		(4 Card Only) (38-45) MINIMUM		QUALITY OR CONCENTRATION (46-53) AVERAGE		MAXIMUM (54-61)		UNITS	NO. EX (62-63)	FREQUENCY OF ANALYSIS (64-68)	SAMPLE TYPE (69-70)
	AVERAGE	PERMIT	MAXIMUM	MGD	MINIMUM	MGD	AVERAGE	MAXIMUM						
Flow	Sample Measurement	Requirement			*		*	*	*		*		CONTIN	RECORDED
CBOD-5 Day	Sample Measurement	Requirement	250.2	375.3	*	LB/DY	25	37.5		MG/L	*	2/WEEK	8-HOUR COMPOSITE	
	Sample Measurement	Requirement	300.3	450.4	*	LB/DY	30	45		MG/L	*	2/WEEK	8-HOUR COMPOSITE	
Suspended Solids	Sample Measurement	Requirement	*	*	*		*	1000			*	2/WEEK	GRAB	
	Sample Measurement	Requirement	*	*	*		*	35,000		#/100ML	*	2/WEEK	GRAB	
pH	Sample Measurement	Requirement	*	*	*		*	9.0		S.U.	*	2/WEEK	GRAB	
	Sample Measurement	Requirement	*	*	*		*	0.5		MG/L	*	30/MONTH	GRAB	
Total Residual Chlorine	Sample Measurement	Requirement	*	*	*		*	*			*	*	*	
	Sample Measurement	Requirement	*	*	*		*	*			*	*	*	

I CERTIFY UNDER PENALTY OF LAW THAT I HAVE PERSONALLY EXAMINED AND AM FAMILIAR WITH THE INFORMATION SUBMITTED HEREIN AND BASED ON MY INQUIRY OF THOSE INDIVIDUALS IMMEDIATELY RESPONSIBLE FOR OBTAINING THE INFORMATION, I BELIEVE THE SUBMITTED INFORMATION IS TRUE, ACCURATE AND COMPLETE. I AM AWARE THAT THERE ARE SIGNIFICANT PENALTIES FOR SUBMITTING FALSE INFORMATION, INCLUDING THE POSSIBILITY OF FINE AND IMPRISONMENT SEE 18 U.S.C. §1001 AND 33 U.S.C. §1319. (Penalties under these statutes may include fines up to \$10,000 and or imprisonment of between 6 months and 5 years)

NAME/TITLE PRINCIPAL EXECUTIVE OFFICER \_\_\_\_\_  
 SIGNATURE OF PRINCIPAL EXECUTIVE OFFICER OR AUTHORIZED AGENT \_\_\_\_\_  
 TELEPHONE \_\_\_\_\_  
 DATE \_\_\_\_\_  
 AREA CODE \_\_\_\_\_ NUMBER \_\_\_\_\_  
 YEAR \_\_\_\_\_ MO \_\_\_\_\_ DAY \_\_\_\_\_

TYPE OR PRINT \_\_\_\_\_  
 COMMENT AND EXPLANATION OF ANY VIOLATIONS (Reference all attachments here)

Appendix A-20-b  
 Page 25 of 98

NOTE: YOUR PERMIT WILL EXPIRE ON AUG - 8 2007 . PLEASE SUBMIT YOUR RENEWAL APPLICATION BY FEB - 9 2007



**COMBINED SEWER OVERFLOW  
DISCHARGE MONITORING REPORT (DMR)**

Discharge Month \_\_\_\_\_

Outfall No. \_\_\_\_\_ Location \_\_\_\_\_ Permittee Name \_\_\_\_\_

Prepared by \_\_\_\_\_ NPDES Permit No. \_\_\_\_\_

Title/Position \_\_\_\_\_ Municipality \_\_\_\_\_

Signature/Date \_\_\_\_\_ County \_\_\_\_\_

DATE	CAUSE	Event Duration (Hrs.)	Total Flow (MG)	* O C M	COMMENTS (Rainfall, Intensity, etc.)
1					
2					
3					
4					
5					
6					
7					
8					
9					
10					
11					
12					
13					
14					
15					
16					
17					
18					
19					
20					
21					
22					
23					
24					
25					
26					
27					
28					
29					
30					
31					

Use one report form each month for each monitored overflow point; use separate sheet for additional comments or narrative explanations.

\*Identify the method used to determine overflow volumes, (For example, 10 MG C):

O = Observed duration and rate of flow to approximate overflow volume.

C = Calculated overflow volume utilizing a model or empirical analysis.

M = Measured overflow volume from data collected by a calibrated flow monitor.

**DIVIDER PAGE**

33827

COMMONWEALTH OF PENNSYLVANIA



DEPARTMENT OF HEALTH  
SANITARY WATER BOARD  
P. O. BOX 80  
HARRISBURG

October 20, 1958

Certified Mail

Sewerage  
Elisabeth Borough  
Allegheny County

Elisabeth Borough Municipal Authority  
726 Third Street  
Elisabeth, Pennsylvania

Attention: Charles S. Storer, Secretary

Gentlemen:

The Sanitary Water Board in accordance with the provisions of law, authorized the issuance of a Sewerage Permit, No. 9138-S dated **October 20, 1958** to the **Elisabeth Borough Municipal Authority** which we transmit herewith.

We believe the permit will be self-explanatory, but should questions concerning it arise, these can be taken up direct with the Regional Sanitary Engineer, **Mr. Dick G. Heil, 300 Liberty Avenue, Pittsburgh 22, Pennsylvania** either by personal conference or by correspondence, or if preferred, with this office.

Kindly acknowledge receipt of this permit and note that before it becomes operative it must be recorded in the office of the Recorder of Deeds for **Allegheny** County.

Please deliver the enclosed blank certificate and business reply envelope to the Recorder of Deeds when having the permit recorded, and request the Recorder to fill in the blank, sign it, attach his official seal, and return it in the envelope provided.

Very truly yours,

cc: ~~Mr.~~ Lehmann  
Mr. Heil  
Permit Registrar  
Mail Clerk

A. F. Lehmann, Chief  
Sewerage Section

By \_\_\_\_\_

Encl.



COMMONWEALTH OF PENNSYLVANIA  
DEPARTMENT OF HEALTH  
SEWAGE PERMIT CONDITIONS AND STIPULATIONS

Appendix A-20-b  
Page 80 of 98

33828

Application Dated	7/23/58	No.	2539-S	Name	Elizabeth Borough Municipal Authority
Date Permit Issued	10/20/58	Vol.	No. 9138-S	Place	Elizabeth Borough
Date Recorded		Vol.	Page	County	Allegheny
Regional Office Report by				File No.	
Engineer's Study by		No.			

Conditions and Stipulations

Disposition

\*\*\*hereby issues this permit to the Elizabeth Borough Municipal Authority, Elizabeth, Allegheny County, its successors or assigns, in response to an application from the said authority, and hereby approves, subject to certain conditions: the sanitary sewer extensions to the Borough Corporate Lines to receive sewage from the Elizabeth Township sewer system as shown on plans and described in a report as follows: A folio of two revised plans and a revised cover sheet entitled "Elizabeth Borough Municipal Authority Allegheny County, Pennsylvania Sanitary Sewerage System Drainage District E-1 Sewers in Elizabeth Borough" and numbered 1 through 3. A report entitled "Engineering Report Proposed Extension to Elizabeth Borough Sewerage System To Receive Sanitary Discharge from Elizabeth Township." The plans were prepared by M. E. Frye & Associates, Inc., bear the seal of Carl J. Gaus, Jr. and were received in the Region IV Office of the Pennsylvania Department of Health on July 30, 1958. The report was prepared by Ellis E. Bankson & Son, bears the seal of E. Edwin Bankson, Pennsylvania Registered Professional Engineer and was received in the same office on July 29, 1958.

And this permit is further subject to the following numbered Standard Conditions of "STANDARD CONDITIONS RELATING TO SEWERAGE" effective November 1, 1942 attached hereto: 1, 2, 3, 4, 5, 6, 7, 8, 10, 11, 13, 14, 15, 17, 18 and 27.

This permit is issued in response to an application (No. 2539-S) filed in the Region IV Office of the Pennsylvania Department of Health on the 29th day of July A. D. 1958 in accordance with the authorization given by the Sanitary Water Board at its meeting on October 16-17, 1958.

It is required by law that this permit before being operative shall be recorded in the office of the Recorder of Deeds for Allegheny County.

COMMONWEALTH OF PENNSYLVANIA  
DEPARTMENT OF HEALTH  
SEWAGE PERMIT CONDITIONS AND STIPULATIONS

Application Dated	July 23, 1958	No. 2539-S	Name	Elizabeth Borough Municipal Authority
Date Permit Issued	10/20/58	Vol. 365-S No. 9138-S	Place	Elizabeth Borough
Date Recorded		Vol. Page	County	Allegheny County
Regional Office Report by	Joseph L. Ferrero		File No.	
Engineer's Study by		No.		

Conditions and Stipulations	Disposition

33530

COMMONWEALTH OF PENNSYLVANIA



DEPARTMENT OF HEALTH  
SANITARY WATER BOARD  
HARRISBURG

SEWERAGE PERMIT  
9138-S

The Sanitary Water Board, which by virtue of the Act of April 9, 1929, P.L. 177, known as The Administrative Code of 1929, and the amendments thereto, and of the Act of June 22, 1967, P.L. 1987, as amended by the Act of May 8, 1945, P.L. 435, is empowered to exercise certain powers and perform certain duties "To preserve and improve the purity of the waters of the Commonwealth for the protection of public health, animal and aquatic life, and for industrial consumption, and recreation;\*\*\*", hereby issues this permit to the Elizabeth Borough Municipal Authority, Elizabeth, Allegheny County, its successors or assigns, in response to an application from the said authority, and hereby approves, subject to certain conditions:

the sanitary sewer extensions to the Borough sewer lines to receive sewage from the Elizabeth Township sewer system

as shown on plans and described in a report as follows:

A set of two revised plans and a revised cover sheet entitled "Elizabeth Borough Municipal Authority Allegheny County, Pennsylvania Sanitary Sewerage System Sewerage District S-1 Sewers in Elizabeth Borough" and numbered 1 through 3.

A report entitled "Engineering Report Proposed Extension to Elizabeth Borough Sewerage System To Receive Sanitary Discharge from Elizabeth Township."

The plans were prepared by E. E. Frye & Associates, Inc., bear the seal of Carl J. Guss, Jr. and were received in the Region IV Office of the Pennsylvania Department of Health on July 10, 1958.

The report was prepared by Ellis E. Jackson & Son, under the seal of E. Edwin Jackson, Pennsylvania Registered Professional Engineer and was received in the case office on July 29, 1938.

And this permit is further subject to the following numbered  
Standard Conditions of "STANDARD CONDITIONS RELATING TO SEWERAGE" effective  
November 1, 1958 attached hereto:  
1, 2, 3, 4, 5, 6, 7, 8, 10, 11, 12, 14, 15, 17, 18 and 27.

This permit is issued in response to an application  
(No. 2538-0 ) filed in the Region IV Office of the  
Pennsylvania Department of Health on the 29th day of  
July A. D. 1958 in accordance with the authorization given  
by the Sanitary Water Board at its meeting on October 16-17, 1958.

It is required by law that this permit before being operative  
shall be recorded in the office of the Recorder of Deeds  
for Allegheny County.

SANITARY WATER BOARD

By: \_\_\_\_\_  
C. L. WILSON, JR., M. D.  
Secretary of Health  
Chairman

Attest: \_\_\_\_\_  
WILLIAM V. BRADY  
Secretary

Harrisburg, Pennsylvania

OCT 20 1958

**DIVIDER PAGE**

Recd. Hbg. June 27, 1951  
" Dist. D. June 26, 1951

33674

Application	June 21, 1951	No. A-1164	Name	
Issued	Jan. 3, 1952	Vol. 308	No. 8204-S	File Elizabeth Borough
Recorded	10.1952	Vol. 3169	Page 98	County Allegheny
Report by	Walker	No. # 8204-S	Vol. 308	File No.

## Conditions and Specifications

## Disposition

\*\*\* the Elizabeth Borough Municipal Authority, Elizabeth, Allegheny County, its successors or assigns, in response to an application from the said Authority, and hereby approves, subject to certain conditions, the proposed sewer extensions, intercepting sewers, pump station and force main, and an intermediate sewage treatment works, as shown upon a folio of plans accompanying the application. The folio has a cover page entitled, "Sewerage System and Sewage Treatment Plant for Borough of Elizabeth Allegheny County, Penna.", and 13 plans numbered 1444 and from 1502 to 1513 inclusive, bearing the general title, "Borough of Elizabeth Allegheny County, Penna." The folio of plans was prepared by Richard J. Harman and bears his seal as a Registered Professional Engineer. The cover page and drawings numbered 1502, 1503, 1507, and 1509 were received on June 15, 1951; drawings numbered 1444 and 1505 were received on September 7, 1951; and drawing numbered 1504 was received on September 14, 1951 in the Greensburg Office of the Pennsylvania Department of Health. Drawings numbered 1504 and 1508 were received on October 31, 1951; drawings numbered 1510 and 1513 were received on October 19, 1951; and drawings numbered 1511 and 1512 were received on October 2, 1951 in the Harrisburg Office of the Pennsylvania Department of Health.

This permit is issued subject to the following Special Conditions:

"A" - The permittee is hereby reminded of the Sanitary Water Board's program for improving the sanitary quality of the waters of the Commonwealth in order to protect the public interest therein. The permittee shall, therefore, anticipate an order from the Board requiring the construction of the herein approved sewerage works when, in the opinion of the Board, the availability of labor, materials and equipment makes such construction practicable. To this end the permittee should, therefore, prepare its financial program accordingly, for notice is hereby given the permittee that upon order from the Board so to do, the permittee shall, within the time and to the extent required by such order, construct and place in operation the herein approved sewerage works.

"B" - The overflow devices provided for the diversion of sanitary sewage to the interceptors shall be so regulated, operated and maintained that there will be no discharge of sewage to the stream during dry weather periods, and no discharge of excess storm water to the stream until the interceptors are carrying a flow of not less than 22% of the average dry weather flow. To this end the regulator devices shall be adjusted from time to time as required to produce

C3075

these results. The attention of the permittee is directed to the necessity for providing regular maintenance and cleaning of these appurtenances so they will at all times provide for the proper diversion of the sewage aforesaid.

"C" - Specific attention is directed to Standard Condition No. 7 regarding the admission of industrial wastes into the sewerage system.

"D" - Specific attention is also called to Standard Conditions numbered 14, 20 and 21 in relation to operation of the sewage plant so as not to create a nuisance or objection. Due to the location of the plant, the plant grounds should be landscaped and maintained to present a pleasing appearance, and the plant so equipped and operated as to control odors and prevent grounds for objections being made.

And this permit is further subject to the following numbered Standard Conditions of "STANDARD CONDITIONS RELATING TO SEWERAGE" effective November 1, 1942 attached hereto: 1, 2, 3, 4, 5, 6, 7, 8, 10, 11, 12, 13, 14, 15, 17, 18, 19, 20, 21, 22, 23, 24, 25, 26, & 27.

This permit is issued in response to an application (No. A-1464) filed in the Greensburg Office of the Pennsylvania Department of Health on the 26th day of June A. D. 1951 in accordance with the authorization given by the Sanitary Water Board at its meeting on October 24-25, 1951.

To be recorded in Allegheny County.

January 3, 1952.

HSE-6664

Application <u>June 21, 1951</u>	No. <u>A-1464</u>	Name <u>Elizabeth Boro Mun. Authority</u>
Issued <u>January 3, 1952</u> Vol. _____	No. _____	Place <u>Elizabeth</u>
Recorded _____ Vol. _____	Page _____	County <u>Allegheny</u>
Report by <u>Walker</u> No. _____	Vol. _____	File No. _____

Conditions and Stipulations

Disposition

\*\*\*\*\*hereby issues this permit to the Elizabeth Borough Municipal Authority, Elizabeth, Allegheny County, its successors or assigns, in response to an application from the said Authority, and hereby approves, subject to certain conditions, the proposed sewer extensions, intercepting sewers, pump station and force main, and an intermediate sewage treatment works, as shown upon a folio of plans accompanying the application. The folio has a cover page entitled, "Sewerage System and Sewage Treatment Plant for Borough of Elizabeth Allegheny County, Penna.", and 13 plans numbered 1444 and from 1502 to 1513 inclusive, bearing the general title, "Borough of Elizabeth Allegheny County, Penna." The folio of plans was prepared by Richard J. Harman and bears his seal as a Registered Professional Engineer. The cover page and drawings numbered 1502, 1503, 1507, and 1509 were received on June 15, 1951; drawings numbered 1444 and 1505 were received on September 7, 1951; and drawing numbered 1506 was received on September 14, 1951 in the Greensburg Office of the Pennsylvania Department of Health. Drawings numbered 1504 and 1508 were received On October 31, 1951; drawings numbered 1510 and 1513 were received on October 19, 1951; and drawings numbered 1511 and 1512 were received on October 9, 1951 in the Harrisburg Office of the Pennsylvania Department of Health.

*Re: C. H. Young's memo 1-2-52  
Reference in operating lead for air supply for diffuser tubes in pre-circulation tubes as operating leads of air left for removal of grit from the grit removal device*

This permit is issued subject to the following Special Conditions:

"A" - The permittee is hereby reminded of the Sanitary Water Board's program for improving the sanitary quality of the waters of the Commonwealth in order to protect the public interest therein. The permittee shall, therefore, anticipate an order from the Board requiring the construction of the herein approved sewerage works when, in the opinion of the Board, the availability of labor, materials and equipment makes such construction practicable. To this end the permittee should, therefore, prepare its financial program accordingly, for notice is hereby given the permittee that upon order from the Board so to do, the permittee shall, within the time and to the extent required by such order, construct and place in operation the herein approved sewerage works.

"B" - The overflow devices provided for the diversion of sanitary sewage to the interceptors shall

## Conditions and Stipulations

C3077

be so regulated, operated and maintained that there will be no discharge of sewage to the stream during dry weather periods, and no discharge of excess storm water to the stream until the interceptors are carrying a flow of not less than 225% of the average dry weather flow. To this end the regulator devices shall be adjusted from time to time as required to produce these results. The attention of the permittee is directed to the necessity for providing regular maintenance and cleaning of these appurtenances so they will at all times provide for the proper diversion of the sewage aforesaid.

"C" - Specific attention is directed to Standard Condition No. 7 regarding the admission of industrial wastes into the sewerage system.

"D" - Specific attention is also called to Standard Conditions numbered 14, 20 and 21 a nuisance or objection. Due to the location of the plant, the plant grounds should be landscaped and maintained to present a pleasing appearance, and the plant so equipped and operated as to control odors and prevent grounds for objections being made.

And this permit is further subject to the following numbered Standard Conditions of "STANDARD CONDITIONS RELATING TO SEWERAGE" effective November 1, 1942 attached hereto:

1, 2, 3, 4, 5, 6, 7, 8, 10, 11, 12, 13, 14, 15, 17, 18, 19, 20, 21, 22, 23, 24, 25, 26, & 27.

This permit is issued in response to an application (No. A-1464) filed in the Greensburg Office of the Pennsylvania Department of Health on the 26th day of June A. D. 1951 in accordance with the authorization given by the Sanitary Water Board at its meeting on October 24-25, 1951.

It is required by law that this permit before being operative shall be recorded in the office of the Recorder of Deeds for Allegheny County.

COMMONWEALTH OF PENNSYLVANIA  
DEPARTMENT OF HEALTH  
SEWAGE PERMIT CONDITIONS AND STIPULATIONS

Application Dated	No. <u>A-1464</u>	Name <u>Elizabeth Borough Municipal Authority</u>
Date Permit Issued <u>January 3, 1952</u>	Vol. _____	No. <u>8204-S</u>
Date Recorded	Vol. _____	Page _____
Regional Office Report by _____		Place <u>Elizabeth</u>
Engineer's Study by _____	No. _____	County <u>Allegheny</u>
		File No. _____

Conditions and Stipulations	Disposition
-----------------------------	-------------

**CERTIFIED MAIL** April 26, 1957.

**Sewerage  
Revised Plans  
Elizabeth Borough Municipal Authority  
Elizabeth, Allegheny County**

**Elizabeth Borough Municipal Authority  
Elizabeth Allegheny County Pennsylvania  
Attention: Mr. Charles S. Storer, Secretary  
Gentlemen:**

At its meeting on April 17-18, 1957, the Sanitary Water Board approved, except as noted below, the revised plans of a proposed intercepting sewer, pump station and intermittent sewage treatment works, submitted by the Elizabeth Borough Municipal Authority, Elizabeth, Allegheny County, in connection with Permit No. 8204-S issued under date of January 3, 1952 to the Authority in response to application No. A-1464.

The revised plans comprise a folio having a cover page entitled, "Elizabeth Borough Allegheny County, Pennsylvania. Contract Plans For Sewage Treatment Plant and Interceptor" and eleven plans numbered from Drawing No. 27-01 to 27-04 inclusive, 27-06 and from 27-08 to 27-13 inclusive, bearing the general title "Elizabeth Borough Municipal Authority". The folio of plans was prepared by Ellis E. Bankson & Son, Consulting Engineers, and bears the seal of E. Edwin Bankson as a Registered Professional Engineer and was received in the Pittsburgh office of the Pennsylvania Department of Health on March 27, 1957, with the exception of plans numbered Drawing No. 27-01, 27-04, 27-08, 27-09 and 27-10 which were received in the aforesaid office on April 4, 1957.

The exception to the approval herein granted concerns the proposed orifice-type regulator as set forth in the revised specifications received with the revised plans. These orifice-type regulators are not approved. Accordingly either the previously approved type of regulators or some other type of regulator satisfactory to the Division of Sanitary Engineering of the Pennsylvania Department of Health, approved in writing by the said Division, may be used.

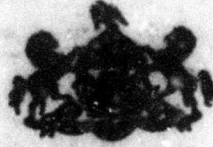
The approval herein granted is further subject to all conditions of the aforesaid permit.

Very truly yours,  
  
Berwyn F. Mattison, M.D.  
Secretary of Health

BFM:APL:msh

3716

COMMONWEALTH OF PENNSYLVANIA



DEPARTMENT OF HEALTH  
SANITARY WATER BOARD  
HARRISBURG


SEWERAGE PERMIT

2001-S

The Sanitary Water Board, which by virtue of the Act of April 9, 1929, P.L. 177, known as The Administrative Code of 1929, and the amendments thereto, and of the Act of June 22, 1937, P.L. 1987, as amended by the Act of May 8, 1945, P.L. 435, is empowered to exercise certain powers and perform certain duties "To preserve and improve the purity of the waters of the Commonwealth for the protection of public health, animal and aquatic life, and for industrial consumption, and recreation;\*\*\*", hereby issues this permit to the Elizabethtown Borough Municipal Authority, Elizabethtown, Allegheny County, its successors or assigns, in response to an application from the said Authority, and hereby approves, subject to certain conditions, the proposed sewer extensions, intercepting sewers, pump station and force main, and an intermediate sewage treatment works, as shown upon a folio of plans accompanying the application. The folio has a cover page entitled, "Sewerage System and Sewage Treatment Plant for Borough of Elizabethtown Allegheny County, Penna.", and 13 plans numbered 1501 and from 1502 to 1513 inclusive, bearing the general title, "Borough of Elizabethtown Allegheny County, Penna." The folio of plans was prepared by Richard J. Neuman and bears his seal as a Registered Professional Engineer. The cover page and drawings numbered 1502, 1503, 1507, and 1509 were received on June 15, 1951; drawings numbered 1504 and 1505 were received on September 7, 1951; and drawing numbered 1506 was received on September 14, 1951.

33717

in the Greensburg Office of the Pennsylvania Department of Health. Drawings numbered 1504 and 1508 were received on October 11, 1951; drawings numbered 1510 and 1513 were received on October 19, 1951; and drawings numbered 1511 and 1512 were received on October 9, 1951 in the Harrisburg Office of the Pennsylvania Department of Health.



33718

This permit is issued subject to the following Special Conditions:

1. The permittee is hereby reminded of the Sanitary Water Board's program for improving the sanitary quality of the waters of the Commonwealth in order to protect the public interest therein. The permittee shall, therefore, anticipate an order from the Board requiring the construction of the herein approved sewerage works when, in the opinion of the Board, the availability of labor, materials and equipment makes such construction practicable. To this end the permittee should, therefore, prepare its financial program accordingly. For notice is hereby given the permittee that upon order from the Board as to do, the permittee shall, within the time and to the extent required by such order, construct and place in operation the herein approved sewerage works.

2. The overflow devices provided for the diversion of sanitary sewage to the interceptors shall be so regulated, operated and maintained that there will be no discharge of sewage to the stream during dry weather periods, and no discharge of excess storm water to the stream until the interceptors are carrying a flow of not less than 25% of the average dry weather flow. To this end the regulator devices shall be adjusted from time to time as required to produce these results. The attention of the permittee is directed to the necessity for providing regular maintenance and cleaning of these apparatuses so they will at all times provide for the proper diversion of the sewage aforesaid.

3. Specific attention is directed to Standard Condition No. 7 re-

33719

garding the admission of industrial wastes into the sewerage system.  
Specific attention is also called to Standard Conditions  
numbered 14, 20 and 21 in relation to operation of the sewage plant  
so as not to create a nuisance or objection. Due to the location of  
the plant, the plant grounds should be landscaped and maintained to  
present a pleasing appearance, and the plant so equipped and operated  
as to control odors and prevent grounds for objections being made.

37710

ESTEC

And this permit is further subject to the following numbered Standard Conditions of "STANDARD CONDITIONS RELATING TO SEWERAGE" effective November 1, 1942 attached hereto:  
1, 2, 3, 4, 5, 6, 7, 8, 10, 11, 12, 13, 14, 15, 17, 18, 19, 20, 21, 22, 23, 24, 25, 26, & 27.

This permit is issued in response to an application (No. A-1142) filed in the Harrisburg Office of the Pennsylvania Department of Health on the 26th day of June A. D. 19 51 in accordance with the authorization given by the Sanitary Water Board at its meeting on October 24-25, 1951.

It is required by law that this permit before being operative shall be recorded in the office of the Recorder of Deeds for Allegheny County.

SANITARY WATER BOARD

By: Russell L. Seaman, M. D.  
Secretary of Health  
Chairman

Attest: John W. Cribbins  
Secretary

Harrisburg Pennsylvania  
January 3, 1952

RECEIVED

JAN 3 - 1952

DISTRICT OFFICE

"D"



COMMONWEALTH OF PENNSYLVANIA

33915



DEPARTMENT OF HEALTH

P. O. BOX 96

HARRISBURG 17120

THOMAS W. GEORGES, JR., M.D.  
SECRETARY OF HEALTH

January 16, 1968

CERTIFIED MAIL

**Elizabeth Borough Municipal Authority  
Elizabeth, Pennsylvania**

Subject: Sewerage  
Permit No. 8304-S  
**Elizabeth  
Allegheny County**

*Not submitted  
3-8-68  
Re: Hearing  
PROTEST*

*Hearing  
scheduled  
8-20-68*

Gentlemen:

You are hereby notified that the Sanitary Water Board, at its December 20, 1967 meeting, ordered the modification of your sewerage permit in accordance with the Board's Implementation Plan for Interstate Waters.

Pursuant to the Board's order, the subject permit is modified as follows:

"The treatment plant is required to effect complete treatment of the sewage which it receives. The term "complete treatment" is defined as such treatment of sewage as, in the opinion of the Board, will remove practically all of the suspended solids; will remove at least eighty-five percent of the organic pollution load as measured by the biochemical oxygen demand test; will accomplish the removal of oils, greases, acids, alkalis, toxic, putrescible, taste and odor producing substances, and other substances inimical to the public interest in the receiving stream; will provide effective disinfection to control disease-producing germs; will provide satisfactory disposal of sludge; and will produce a final effluent that is suitable for discharge into the receiving stream."

You are directed to submit to the appropriate Regional Sanitary Engineer within sixty (60) days of receipt of this order, a signed and dated schedule indicating the steps that will be taken to comply with this order. You will also be required to submit reports to the Regional Sanitary Engineer indicating the completion of each step in the schedule within thirty (30) days of completion of each step. Instructions for submitting the schedule and a list of Regional Sanitary Engineers are enclosed.

If you object to the order of the Board, you will be given an opportunity to appear at a hearing provided you submit a request for such a hearing to the Secretary, Sanitary Water Board, within thirty (30) days of receipt of this order. If you have any questions about the action of the Board or this letter, contact the appropriate Regional Sanitary Engineer or the Secretary, Sanitary Water Board.


Very truly yours

Floyd O. Collins, Jr.  
Secretary  
Sanitary Water Board

By direction of the Board  
cc: Staff Services (2)  
Reg. San. Engr., Region IV

Enclosures:  
Schedule for Compliance  
List of Regional Sanitary Engineers

**DIVIDER PAGE**



Pennsylvania Department of Environmental Protection

400 Waterfront Drive  
Pittsburgh, PA 15222-4745

OFFICIAL FILE COPY

MAR 14 2000

Southwest Regional Office

412-442-4000  
Fax 412-442-4328

CERTIFIED MAIL NO. Z 144 437 148

Elizabeth Borough Municipal Authority  
PO Box 26<sup>®</sup>  
Elizabeth, PA 15037

Re: Part II Permit 8204-S-A1  
Interceptor Sewer, Combined Sewer Overflow  
Regulator and CSO Outfall Reconstruction Relocation  
Borough of Elizabeth  
Allegheny County

Gentlemen:

Your Part II permit is enclosed. Please study it carefully, and if you have any questions, please contact me.

When these sewerage facilities are constructed and operational, please notify the Allegheny County Health Department, Frank B. Clark Health Center, Water Pollution Control Program, Building No. 5, 40th Street and Penn Avenue, Pittsburgh, PA 15224.

Sincerely,

Raymond E. Lattner  
Sanitary Engineer  
Water Management

Enclosure

cc: Allegheny County Health Department  
Senate Engineering Company



**SENDER:**

- Complete items 1 and/or 2 for additional services.
- Complete items 3, 4a, and 4b.
- Print your name and address on the reverse of this form so that we can return this card to you.
- Attach this form to the front of the mailpiece, or on the back if space does not permit.
- Write "Return Receipt Requested" on the mailpiece below the article number.
- The Return Receipt will show to whom the article was delivered and the date delivered.

I also wish to receive the following services (for an extra fee):

- Addressee's Address
- Restricted Delivery

Consult postmaster for fee.

3. Article Addressed to:  
**ELIZABETH BORO MUNI AUTH**  
**PO BOX 268**  
**ELIZABETH PA 15037**

4a. Article Number  
**Z 144 437 148**

4b. Service Type

Registered  Certified  
 Express Mail  Insured  
 Return Receipt for Merchandise  COD

7. Date of Delivery

5. Received By: (Print Name)  
**SUSAN M. WEITZEL**

6. Signature: (Addressee or Agent)  
**X Susan M. Weitzel**

8. Addressee's Address (Only if requested and fee is paid)

PS Form 3811, December 1994

Thank you for using Return Receipt Service.

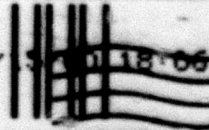

**Z 144 437 148**

US Postal Service  
**Receipt for Certified Mail**  
 No Insurance Coverage Provided.  
 Do not use for International Mail (See reverse)

Sent to	
<b>ELIZABETH BORO MUNI AUTH</b>	
Street & Number	
<b>PO BOX 268</b>	
Post Office, State, & ZIP Code	
<b>ELIZABETH PA 15037</b>	
Postage	\$
Certified Fee	
Special Delivery Fee	
Restricted Delivery Fee	
Return Receipt Showing to Whom & Date Delivered	
Return Receipt Showing to Whom, Date, & Addressee's Address	
TOTAL Postage & Fees	\$
Postmark or Date	
<b>3/14/00</b>	
<b>8204-S</b>	
<b>R LATTNER</b>	

PS Form 3800, April 1995

UNITED STATES POSTAL SERVICE  
OTHER REASON 1




First-Class Mail  
Postage & Fees Paid  
USPS  
Permit No. 6-10

• Print your name, address, and ZIP Code in this box •

Department of Environmental Protection  
Southwest Regional Office  
400 Waterfront Drive  
Pittsburgh, PA 15222-4745

dk

WQ



8204-S-A1

PS Form 3800 April 1995 / B

Stick postage stamps to article to cover First-Class postage, certified mail fee, and charges for any selected optional services (See front).


1. If you want this receipt postmarked, stick the gummed stub to the right of the return address leaving the receipt attached, and present the article at a post office service window or hand it to your rural carrier (no extra charge).
2. If you do not want this receipt postmarked, stick the gummed stub to the right of the return address of the article, date, detach, and retain the receipt, and mail the article.
3. If you want a return receipt, write the certified mail number and your name and address on a return receipt card, Form 3811, and attach it to the front of the article by means of the gummed ends if space permits. Otherwise, affix to back of article. Endorse front of article **RETURN RECEIPT REQUESTED** adjacent to the number.
4. If you want delivery restricted to the addressee, or to an authorized agent of the addressee, endorse **RESTRICTED DELIVERY** on the front of the article.
5. Enter fees for the services requested in the appropriate spaces on the front of this receipt. If return receipt is requested, check the applicable blocks in item 1 of Form 3811.
6. Save this receipt and present it if you make an inquiry.

102595-07-B-0145

COMMONWEALTH OF PENNSYLVANIA  
DEPARTMENT OF ENVIRONMENTAL PROTECTION  
WATER MANAGEMENT PROGRAM

WATER QUALITY MANAGEMENT PERMIT

NO. 8204-S-A1

<b>A. PERMITTEE</b>  Elizabeth Borough Municipal Authority PO Box 268 Elizabeth, PA 15037	<b>B. LOCATION</b>  Municipality <u>Borough of Elizabeth</u>  County <u>Allegheny</u>									
<b>C. TYPE OF FACILITY OR ESTABLISHMENT</b>  Interceptor Sewer, Combined Sewer Overflow Structures and CSO Outfall Relocation and Reconstruction	<b>D. NAME OF PLANT, AREA SERVED, ETC.</b>  Elizabeth Borough									
<b>E. THIS PERMIT APPROVES</b>  1. Plans for construction of: <table style="width:100%; border: none;"> <tr> <td><input type="checkbox"/> Treatment Facilities</td> <td><input checked="" type="checkbox"/> Outfall or Headwall</td> <td><input type="checkbox"/> Impoundment</td> </tr> <tr> <td><input checked="" type="checkbox"/> Sewers and Appurtenances</td> <td><input type="checkbox"/> Stream Crossing</td> <td><input type="checkbox"/> Pump Station</td> </tr> <tr> <td><input type="checkbox"/> Injection Well</td> <td><input type="checkbox"/> Force Main</td> <td></td> </tr> </table> 2. <input type="checkbox"/> The discharge of _____ to _____ 3. <input type="checkbox"/> An Erosion and Sedimentation Control Plan. Project Area is _____ acres. 4. <input type="checkbox"/> Preparedness, Prevention, Contingency (PPC) Plan.		<input type="checkbox"/> Treatment Facilities	<input checked="" type="checkbox"/> Outfall or Headwall	<input type="checkbox"/> Impoundment	<input checked="" type="checkbox"/> Sewers and Appurtenances	<input type="checkbox"/> Stream Crossing	<input type="checkbox"/> Pump Station	<input type="checkbox"/> Injection Well	<input type="checkbox"/> Force Main	
<input type="checkbox"/> Treatment Facilities	<input checked="" type="checkbox"/> Outfall or Headwall	<input type="checkbox"/> Impoundment								
<input checked="" type="checkbox"/> Sewers and Appurtenances	<input type="checkbox"/> Stream Crossing	<input type="checkbox"/> Pump Station								
<input type="checkbox"/> Injection Well	<input type="checkbox"/> Force Main									
<b>F. THIS APPROVAL IS SUBJECT TO THE FOLLOWING CONDITIONS</b> 1. All construction, operations, procedures, and discharge shall be in accordance with the application dated <u>June 22, 1999</u> , its supporting documentation, and amendments dated through <u>February 23, 2000</u> . Such application, its supporting documentation and amendments are hereby made part of this permit. 2. Conditions <u>1, 2, 3, 5, 6, 7, 8, 9, 10, 13, 14, 16, 17, 18, 20, 21, 22</u> of the Standard Conditions Relating to Sewerage - Part II Permits dated September 2, 1983, and all of the Standard Conditions Relating to Erosion Control for use in Water Quality Management Permits dated August, 1991, which conditions are attached and made part of this permit. 3. Special Conditions designated <u>A, B, C</u> which are attached and made part of this permit.										
<b>G. THE AUTHORITY GRANTED BY THIS PERMIT IS SUBJECT TO THE FOLLOWING FURTHER QUALIFICATIONS</b> 1. If there is a conflict between the application or its supporting documentation and amendments and the standard or special conditions, the standard or special conditions shall apply. 2. Failure to comply with the rules and regulations of the Department or with the terms or conditions of this permit shall void the authority given to the permittee by the issuance of the permit. 3. This permit is issued pursuant to the Clean Streams Law, Act of June 22, 1937, P.L. 1987 as amended, 35 P.S. §691.1 et seq., and/or the Dam Safety and Encroachments Act of November 26, 1978, P.L. 1375, as amended, 32 P.S. §693.1 et seq. Issuance of this permit shall not relieve the permittee of any responsibility under any other law.										
<b>H. PERMIT ISSUED</b>  DATE <u>MAR 14 2000</u> BY <u></u> Tim V. Dreier, P.E. Water Management Program Manager										

**SPECIAL CONDITIONS FOR PART II PERMIT 8204-S-A1**

- A. The authority granted by this permit is subject to all effluent requirements, monitoring requirements, and other conditions as set forth in Part I NPDES Permit PA0028436.**
- B. The Allegheny County Conservation District shall be notified prior to the start of earth moving associated with the construction of the herein approved project.**
- C. The permittee shall comply with Chapter 102 of the Department's Rules and Regulations regarding erosion control. Chapter 102 requires, in part, that the erosion control plan be available at work sites at all times, that all upslope surface water be diverted away from the project areas, that runoff from project areas pass through facilities for removal of sediment, that all disturbed areas be stabilized as soon as possible after final grade or final earthmoving, that interim stabilization measures be implemented promptly where it is not possible to permanently stabilize a disturbed area immediately after final earthmoving or where the activity ceases for more than 20 days, that erosion and sedimentation control facilities be maintained until stabilization is completed, and that all unnecessary and unusable control measures and facilities be removed upon completion of stabilization.**

COMMONWEALTH OF PENNSYLVANIA  
DEPARTMENT OF ENVIRONMENTAL PROTECTION  
WATER MANAGEMENT

INTERNAL REVIEW AND RECOMMENDATIONS

Name of Applicant	<u>Elizabeth Borough Municipal Authority</u>	File Location	<u>Elizabeth Borough Allegheny County</u>	Application Number	<u>8204-S-A1</u>
-------------------	--	---------------	---	--------------------	------------------

The Elizabeth Borough Municipal Authority owns and maintains a 14" to 16" diameter interceptor sewer along the Monongahela River. Elizabeth Borough is served by a combined sewage collection system. Five combined sewage regulators with overflows (CSOs) are therefore provided on the 14" to 16" interceptor to control flows conveyed to the treatment facility. A 48" diameter combined interceptor with one CSO regulator and one outfall serve the northern end of the Borough. The interceptors and the CSOs were constructed under Permit No. 8204-S dated January 3, 1952.

The existing 14" to 16" diameter interceptor and the six regulators are located very close to the normal pool level in the Monongahela River. With a slight rise in the river pool level (during rain events or water releases from dams upstream) the interceptor and the regulators get completely submerged and become inaccessible. The normal pool level in the river is controlled by a lock and dam located downstream. This lock and dam are owned and operated by the U.S. Corps of Engineers. That agency has commenced a locks and dams project which will raise the normal pool level (near the interceptor) by 5'. This would lead to permanent submersion of the 14" to 16" interceptor and the regulators.

The U.S. Army Corps of Engineers has therefore entered into an agreement with Elizabeth Borough Municipal Authority to relocate and reconstruct the 14" to 16" interceptor and the six CSO regulators at higher elevations. Since the new relocated CSO regulators will be at higher locations, new CSO outfall connections will be constructed to adapt to the new locations.

The Authority is required by their NPDES permit to regulate the combined sewer overflows by providing facilities to incorporate the "Nine Minimum Controls" established by EPA guidelines. The Authority plans to provide such facilities to monitor and control the overflows by constructing CSO regulators that will enable the Authority to:

1. Trap and remove floatables.
2. Collect and remove grit.
3. Monitor frequency, duration and quantity of overflows.

Interceptor Sewer Replacement Relocation

The agreement between the Authority and the U.S. Army Corps of Engineers stipulates that the replacements must be in kind. That is, the new interceptor size must provide the same capacity as the existing one. The existing sewer is of cast iron and 14" to 16" in diameter. The new interceptor will be PVC pipe and will be 15" in diameter. The interceptor will be laid at a slope of 0.15 percent which is the minimum slope allowable for 15" diameter pipe as per the Department's Wastewater Sewage Design Manual. Construction will consist of approximately 3,500' of 15" diameter PVC interceptor sewer inside a 24" diameter bored steel casing. The full flow peak capacity of the 15" diameter PVC interceptor is stated to be 2.0 MGD. The peak design flow rate is stated to be .87 MGD and was derived by taking 350 percent times an average daily flow of .25 MGD. The interceptor will be reconnected to the Fallen Timber Run Pump Station.

CSO Flow Regulators and CSO Overflows

The existing sewers within the Borough carry combined sewage in rain events. To control entry of this flow into the new interceptor, five new CSO overflow regulators will be constructed on the combined sewers to replace the five existing regulators on the old interceptor that is being replaced. The new regulators will consist of a two chamber rectangular structure which will be constructed on the combined sewer at the upper level. An adjustable weir will be installed in the first chamber to control flow to the interceptor. An 8" diameter outlet pipe will be connected from the chamber to the interceptor to convey sewage flow to the interceptor. The combined flow passing over the adjustable weir will pass through the adjacent chamber which will be deeper and will include a baffle plate and screening/grating to trap floatables. The combined sewer which leaves the second chamber will become an outfall to the Monongahela River. The existing (old) regulator structures can and will be used as the CSO end walls for five of the six outfalls. Tideflex backflow preventers will be installed at the end walls to prevent river backflow from entering the interceptor through the CSO outfalls.

Grit Trap

Authority personnel have stated that the upper end of the existing interceptor experiences accumulation of grit after rain events. This results in reduction of interceptor capacities. To alleviate this situation, a grit trap is proposed at the upper end of the replacement interceptor. Because of the variation of combined flow, no particular design is used for this chamber. It is provided only to trap as much heavy grit particles as possible and remove them before they enter and accumulate in the interceptor. This chamber will have to be cleaned after every rain event and thereafter as needed. The design provides for aeration of this chamber and bypassing if needed.

CSO Regulator at Lower End (Mill Alley)

A 48" diameter combined interceptor sewer serves the northern end of the Borough. The existing CSO regulator (Mill Alley) which controls flow into the pump station from this end of the Borough will be replaced with a new CSO regulator. A 12" diameter outlet pipe will convey sewage flow into the pump station wet well. A 48" diameter outfall pipe will convey excess combined flow during storm events to Fallen Timber Run. The pump station wet well chamber and proceeding manhole will be raised by 2'. New headwalls will be constructed for the 48" CSO outfall and the existing pump station emergency overflow.

The existing interceptor will remain in operation while the new replacement interceptor is being constructed. Placement of the regulator structures is to occur during low flow. All precast regulator sections and associated temporary piping are to be on-site prior to installation. The installation of a regulator is expected to take 2 to 3 hours. Sewage flow will be stopped during this time. The existing combined sewers have the capacity to store the sewage flow during this event. No bypassing is to occur.

The E&S Control Plan for this project has been approved by the Allegheny County Conservation District. PMCs for this project are not required.

This application is recommended for approval.

RECOMMENDATION AND ACTION			
Approve	Refuse	Signature	Date
<input type="checkbox"/>	<input type="checkbox"/>	REVIEWING GEOLOGIST	
<input checked="" type="checkbox"/>	<input type="checkbox"/>	REVIEWING ENGINEER /njh <i>Raymond F. Lathan</i>	3/8/00
<input checked="" type="checkbox"/>	<input type="checkbox"/>	REGIONAL SECTION CHIEF <i>J. D. Datta</i>	3/10/00
<input checked="" type="checkbox"/>	<input type="checkbox"/>	REGIONAL MANAGER <i>Shirley Davis</i>	3/13/00

**DIVIDER PAGE**

COMMONWEALTH OF PENNSYLVANIA

33291



THOMAS W. GEORGES, JR., M.D.  
SECRETARY OF HEALTH

DEPARTMENT OF HEALTH  
505 State Office Building  
300 Liberty Avenue  
Pittsburgh, Pennsylvania 15222

Certified Mail

Permit 28 1970

William R. Pancoast, Chairman  
Elizabeth Borough Municipal Authority  
300 Church Street  
Elizabeth, Pennsylvania 15037

SUBJECT: Sewerage Application No. 0270416  
Elizabeth Borough Municipal Authority  
Elizabeth Borough  
Allegheny County

Gentlemen:

The enclosed permit has been issued pursuant to action taken by the Department of Health between sessions of the Sanitary Water Board. Under the provisions of Section 2109 of the Administrative Code of 1929 such action may be rescinded or revoked by the Board at its next session on July 15, 1970. If the Board rescinds or revokes the permit, or takes any other action affecting it, you will be notified.

We believe the permit is self-explanatory. It should be carefully studied and if any conditions are not clear, please contact this office.

You will note that before this permit becomes operative, it must be recorded in the office of the Recorder of Deeds in the County where the discharge is located. For this purpose, we have enclosed a blank certificate and business reply envelope. Will you please have the Recorder of Deeds complete the certificate, sign it, attach his seal and return it within ten (10) days, in the enclosed envelope.

Very truly yours,

Howard G. Luley, P.E.  
Regional Sanitary Engineer

Enclosures - Permit  
Standard Conditions  
Certificate  
Return Envelope

cc: Central Office  
File

Appendix A-20-b  
Page 57 of 98  
*Sew*  
*File*  
*6-30-73*  
*no*

Commonwealth of Pennsylvania  
Department of Health  
Sanitary Water Board

JUN -1 1970

INSTRUMENT # 19481

RECORDER OF DEEDS CERTIFICATE

33884

JUN -1 1970

I hereby certify that on . . . . . (Date) . . . . .

there was recorded in ~~Book~~ Deed Book 4841 . . . . .

page 485 . . . . . the sewerage permit issued

to Borough of Elizabeth . . . . .

bearing date of May 28, 1970 . . . . .

*John J. Lyell*  
Recorder of Deeds for

Allegheny County

COMMONWEALTH OF PENNSYLVANIA  
DEPARTMENT OF HEALTH  
SANITARY ENGINEERING

## SANITARY WATER BOARD PERMIT

NO. 0270416

A. PERMITTEE: (Name and Address) <b>Elizabeth Borough Municipal Authority c/o Dr. Charles S. Stover, Secretary 724 Third Street Elizabeth, Pa. 15037</b>		B. PROJECT LOCATION Municipality <u>Elizabeth Borough</u> County <u>Allegheny</u>	
C. TYPE OF FACILITY <b>Sewage Treatment Plant Additions</b>		D. NAME OF MINE OR AREA SERVED <b>Elizabeth Borough, and portions of Elizabeth Township and Forward Township.</b>	
E. THIS PERMIT APPROVES:			
1. Plans For Construction Of:		2. The Discharge Of:	
a. <input type="checkbox"/> Pump Stations; Sewers and Appurtenances		a. <input checked="" type="checkbox"/> Treated	
b. <input checked="" type="checkbox"/> Sewage Treatment Facilities		<input type="checkbox"/> Untreated	
c. <input type="checkbox"/> Industrial Wastes Treatment Facilities		b. <input type="checkbox"/> Industrial Wastes	
		<input checked="" type="checkbox"/> Sewage	
		TO: <u>Monongahela River</u> (Receiving Waters)	
		3. The Operation Of: <u>NA</u>	
		a. <input type="checkbox"/> A Coal Mine	
		Maximum surface area to be affected shall not exceed _____ acres. (Surface Mines)	
		Maximum area to be deep mined _____ acres.	
F. YOU ARE HEREBY AUTHORIZED TO CONSTRUCT, OPERATE OR DISCHARGE, AS INDICATED ABOVE, PROVIDED THAT YOU COMPLY WITH THE FOLLOWING:			
1. ALL REPRESENTATIONS REGARDING OPERATION, CONSTRUCTION, MAINTENANCE AND CLOSING PROCEDURES AS WELL AS ALL OTHER MATTERS SET FORTH IN YOUR APPLICATION AND ITS SUPPORTING DOCUMENTS (APPLICATION NO. <u>0270416</u> DATED <u>2/27/70</u> , AND AMENDMENTS DATED <u>5/7/70</u> .) SUCH APPLICATION, ITS SUPPORTING DOCUMENTS AND AMENDMENTS ARE HEREBY MADE A PART OF THIS PERMIT.			
2. CONDITIONS NUMBERED <u>1, 2, 3, 12, 13, 14, 15, 17, 18, 19, 20, 21, 22, 23, 24, 25, 26 &amp; 27.</u> OF THE <u>Sewerage</u> STANDARD CONDITIONS DATED <u>11/1/68</u> , WHICH CONDITIONS ARE ATTACHED HERETO AND ARE MADE A PART OF THIS PERMIT.			
3. SPECIAL CONDITION(S) NUMBERED <u>A</u> WHICH ARE ATTACHED HERETO AND ARE MADE A PART OF THIS PERMIT.			
G. THE AUTHORITY GRANTED BY THIS PERMIT IS SUBJECT TO THE FOLLOWING FURTHER QUALIFICATIONS:			
1. IF THERE IS A CONFLICT BETWEEN THE APPLICATION OR ITS SUPPORTING DOCUMENTS AND AMENDMENTS AND THE STANDARD OR SPECIAL CONDITIONS, THE STANDARD OR SPECIAL CONDITIONS SHALL APPLY.			
2. FAILURE TO COMPLY WITH THE RULES AND REGULATIONS OF THE SANITARY WATER BOARD OR THE TERMS OR CONDITIONS OF THIS PERMIT SHALL VOID THE AUTHORITY GIVEN TO THE PERMITTEE BY THE ISSUANCE OF THE PERMIT.			
3. THIS PERMIT IS ISSUED PURSUANT TO THE CLEAN STREAMS LAW, THE ACT OF JUNE 22, 1937, P.L. 1987, AS AMENDED. ISSUANCE OF THIS PERMIT SHALL NOT RELIEVE THE PERMITTEE OF ANY RESPONSIBILITY UNDER ANY OTHER LAW.			
PERMIT ISSUED		DEPARTMENT OF HEALTH	
DATE <u>MAY 28 1970</u>		BY <u>Howard G. Luby, P.E.</u>	
		TITLE <u>Regional Sanitary Engineer</u>	

SEWERAGE PERMIT NO. 0270416

This permit is subject to the following special conditions:

- A. The plant hereby approved is required to effect secondary treatment of the sewage which it receives. Secondary treatment is that treatment that will reduce the organic waste load as measured by the biochemical oxygen demand test by at least 85% during the period May 1 to October 31 and by at least 75% during the remainder of the year based on a five consecutive day average of values; will remove practically all of the suspended solids; will provide effective disinfection to control disease producing organisms; will provide satisfactory disposal of sludge; and will reduce the quantities of oil, greases, acids, alkalis, toxic, taste and odor producing substances, color, and other substances inimical to the public interest to levels that will not pollute the receiving stream.

Effective disinfection to control disease producing organisms shall be the production of an effluent which will contain a concentration not greater than 200/100 ml of Fecal Coliform organisms as a geometric average value not greater than 1,000/100 ml of these organisms in more than 10% of the samples tested.

It is required by law that this permit before being operative shall be recorded in the office of the Recorder of Deeds in Allegheny County.

APPLICATION NO.	
0270416	
REVIEWER'S INIT.	DATE
EEY	5/24/83

INTERNAL REVIEW AND RECOMMENDATIONS

REGIONAL ENGINEER'S REVIEW

DISCUSSION: (USE ADDITIONAL SHEETS IF NECESSARY)

Application No. Name & Location	Type of Sewerage	Discharge to: Degree of Treatment Provided	Remarks
Sewerage Application No. 0270416 Elizabeth Borough Municipal Authority Elizabeth Borough Allegheny County	Sewerage Treatment Plant Additions	Discharge to the Monongahela River  Ohio River Basin  Secondary Treatment	Additions to convert an existing Intermediate Treat- ment Plant to a Conventional activated sludge type secondary plant.  To serve 6000 persons in Elizabeth Borough, Elizabeth Township and Forward Township  Design Year - 1983

RECOMMENDATION AND ACTION

APPROVAL - RELEVANT LAWS, REGULATIONS, STANDARDS  
AND POLICIES HAVE BEEN COMPLIED WITH:

ISSUE BY REGION	ISSUE BY CENTRAL OFFICE	ISSUE BY SANITARY WATER BOARD	REFUSE	SIGNATURE	DATE
<input checked="" type="checkbox"/>	<input type="checkbox"/>		<input type="checkbox"/>	Craig E. Wendell REVIEWING ENGINEER	5/24/83
<input checked="" type="checkbox"/>	<input type="checkbox"/>		<input type="checkbox"/>	Thomas Vayansky FACILITIES ENGINEER	5/24/83
<input checked="" type="checkbox"/>	<input type="checkbox"/>		<input type="checkbox"/>	Howard H. Hickey REGIONAL ENGINEER	5/23/83
	<input type="checkbox"/>	<input type="checkbox"/>	<input type="checkbox"/>	SECTION CHIEF	
	<input type="checkbox"/>	<input type="checkbox"/>	<input type="checkbox"/>	DIVISION DIRECTOR	

PERMIT CONDITIONS:

- Standard -- (Sewerage - 11/1/42)  
1, 2, 3, 12, 13, 14, 15, 17, 18, 19, 20, 21, 22, 23, 24, 25, 26, & 27.
- Special - (USE ADDITIONAL SHEETS IF NECESSARY) - (Sewerage - 7/30/68)  
II - Secondary Treatment

**DIVIDER PAGE**



COMMONWEALTH OF PENNSYLVANIA  
DEPARTMENT OF ENVIRONMENTAL RESOURCES

BUREAU OF WATER QUALITY MANAGEMENT  
Highland Building  
121 South Highland Avenue  
Pittsburgh, Pennsylvania 15206-3988  
(412) 645-7100 (answers 24 hrs.)

CERTIFIED MAIL #P 832 665 747

SEP - 5 1991

Elizabeth Borough Municipal Authority  
P.O. Box 268  
Elizabeth, PA 15037

RE: Part II Permit No. 0270416-A1  
Elizabeth Borough Sewage Treatment Plant  
Elizabeth Borough  
Allegheny County

Gentlemen:

Your Part II permit is enclosed. Please study it carefully, and if you have any questions, please contact me.

When these sewerage facilities are constructed and operational, please notify the Allegheny County Health Department, Frank B. Clack Health Center, Water Pollution Control Program, Building No. 5, 40th Street and Penn Avenue, Pittsburgh, PA 15224.

Sincerely,

*Steven Weitz*  
Steven Weitz  
Sanitary Engineer

SW:bc: c(r)

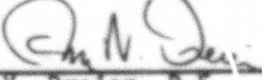
Enclosure

cc: Senate Engineering Company  
Allegheny County Health Department

COMMONWEALTH OF PENNSYLVANIA  
DEPARTMENT OF ENVIRONMENTAL RESOURCES  
WATER QUALITY MANAGEMENT

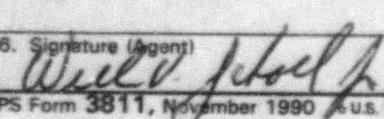
WATER QUALITY MANAGEMENT PERMIT

NO. 0270416-A1

<p><b>A. PERMITTEE</b></p> <p>Elizabeth Borough Municipal Authority P.O. Box 268 Elizabeth, PA 15037</p>	<p><b>B. LOCATION</b></p> <p>Municipality <u>Elizabeth Borough</u></p> <p>County <u>Allegheny</u></p>
<p><b>C. TYPE OF FACILITY OR ESTABLISHMENT</b></p> <p>Sewage Treatment Plant Additions and Pump Station Modifications</p>	<p><b>D. NAME OF PLANT, AREA SERVED, ETC.</b></p> <p>Elizabeth Borough Sewage Treatment Plant</p>
<p><b>E. THIS PERMIT APPROVES</b></p> <p>1. Plans for construction of:  <input checked="" type="checkbox"/> Treatment Facilities    <input checked="" type="checkbox"/> Outfall or Headwall    <input type="checkbox"/> Impoundment  <input type="checkbox"/> Sewers and Appurtenances    <input type="checkbox"/> Stream Crossing    <input checked="" type="checkbox"/> Pump Station  <input type="checkbox"/> Injection Well    <input type="checkbox"/> _____</p> <p>2. <input type="checkbox"/> The discharge of _____ to _____</p> <p>3. <input checked="" type="checkbox"/> An Erosion and Sedimentation Control Plan. Project area is <u>1</u> acres.</p> <p>4. <input type="checkbox"/> Preparedness, Prevention, Contingency (PPC) Plan.</p>	
<p><b>F. THIS APPROVAL IS SUBJECT TO THE FOLLOWING CONDITIONS</b></p> <p>1. All construction, operations, procedures, and discharge shall be in accordance with the application dated <u>November 17, 1990</u>, its supporting documentation, and amendments dated through <u>April 17, 1991</u>. Such application, its supporting documentation and amendments are hereby made part of this permit.</p> <p>2. Conditions <u>1, 7, 8, 9, 10, 11, 12, 13, 14, 16, 17, 18, 19, 20, 21 and 22</u> of the Standard Conditions Relating To Sewerage - Part II Permits dated September 2, 1983, and all of the Standard Conditions Relating To Erosion Control for use in Water Quality Management Permits (1985) which conditions are attached and made part of this permit.</p> <p>3. Special Conditions designated <u>A, B, C, D</u> which are attached and made part of this permit.</p>	
<p><b>G. THE AUTHORITY GRANTED BY THIS PERMIT IS SUBJECT TO THE FOLLOWING FURTHER QUALIFICATIONS</b></p> <p>1. If there is a conflict between the application or its supporting documentation and amendments and the standard or special conditions, the standard or special conditions shall apply.</p> <p>2. Failure to comply with the rules and regulations of the Department or with the terms or conditions of this permit shall void the authority given to the permittee by the issuance of the permit.</p> <p>3. This permit is issued pursuant to the Clean Streams Law, Act of June 22, 1937, P.L. 1987 as amended 35 P.S. §691.1 et seq., and/or the Dam Safety and Encroachments Act of November 26, 1978, P.L. 1375, as amended, 32 P.S. §691.1 et seq. Issuance of this permit shall not relieve the permittee of any responsibility under any other law.</p>	
<p><b>H. PERMIT ISSUED</b></p> <p>DATE <u>SEP - 5 1991</u></p> <p>BY <u></u> Tim V. Dreier, P.E. Acting Regional Manager</p>	


SPECIAL CONDITIONS FOR PART II PERMIT 0270416-A1

- A. The authority granted by this permit is subject to all effluent requirements, monitoring requirements, and other conditions as set forth in Part I NPDES Permit PA0028436.
- B. In accordance with the information submitted in support of this permit, sludge is to be disposed at Kelly Run Landfill. Any change from this procedure must receive prior approval in writing from the Department.
- C. The Allegheny County Conservation District shall be notified prior to the start of earth moving associated with the construction of the herein approved project.
- D. The permittee shall comply with Chapter 102 of the Department's Rules and Regulations regarding erosion control. Chapter 102 requires, in part, that the erosion control plan be available at worksites at all times, that all upslope surface water be diverted away from the project areas, that runoff from project areas pass through facilities for removal of sediment, that all disturbed areas be stabilized as soon as possible after final grade or final earthmoving, that interim stabilization measures be implemented promptly where it is not possible to permanently stabilize a disturbed area immediately after final earthmoving or where the activity ceases for more than 20 days, that erosion and sedimentation control facilities be maintained until stabilization is completed, and that all unnecessary and unusable control measures and facilities be removed upon completion of stabilization.

<b>SENDER:</b> <ul style="list-style-type: none"> <li>• Complete items 1 and/or 2 for additional services.</li> <li>• Complete items 3, and 4a &amp; b.</li> <li>• Print your name and address on the reverse of this form so that we can return this card to you.</li> <li>• Attach this form to the front of the mailpiece, or on the back if space does not permit.</li> <li>• Write "Return Receipt Requested" on the mailpiece below the article number.</li> <li>• The Return Receipt Fee will provide you the signature of the person delivered to and the date of delivery.</li> </ul>		I also wish to receive the following services (for an extra fee): 1. <input type="checkbox"/> Addressee's Address 2. <input type="checkbox"/> Restricted Delivery Consult postmaster for fee.	
3. Article Addressed to: Elizabeth Boro Municipal Auth. P.O. Box 268 Elizabeth, PA 15037		4a. Article Number P 832 665 747	
		4b. Service Type <input type="checkbox"/> Registered <input type="checkbox"/> Insured <input checked="" type="checkbox"/> Certified <input type="checkbox"/> COD <input type="checkbox"/> Express Mail <input type="checkbox"/> Return Receipt for Merchandise	
		7. Date of Delivery 9-13-91	
5. Signature (Addressee)		8. Addressee's Address (Only if requested and fee is paid)	
6. Signature (Agent) 			
PS Form 3811, November 1990 U.S. GPO: 1991-287-066		<b>DOMESTIC RETURN RECEIPT</b>	

P 832 665 747

**Certified Mail Receipt**  
 No Insurance Coverage Provided  
 Do not use for International Mail  
 (See Reverse)



Sent to:  
 Elizabeth Boro Municipal Auth.  
 P.O. Box 268  
 Elizabeth, PA 15037

PO, State & ZIP Code

Postage	\$
Certified Fee	
Special Delivery Fee	
Restricted Delivery Fee	
Return Receipt Showing to Whom & Date Delivered	
Return Receipt Showing to Whom Date & Address of Delivery	
TOTAL Postage & Fees	\$

PS Form 3800 June 1990

Received on Date  
 9/5/91  
 S. Weitz  
 #0270416-A1

COMMONWEALTH OF PENNSYLVANIA  
DEPARTMENT OF ENVIRONMENTAL RESOURCES  
WATER QUALITY MANAGEMENT

INTERNAL REVIEW AND RECOMMENDATIONS

Name of Applicant	Elizabeth Borough Municipal Authority	File Location	Elizabeth Borough Allegheny County	Application Number	0270416-A1
-------------------	--	---------------	---------------------------------------	--------------------	------------

This project is the first phase of the Borough's planned three-phase expansion of its sewage treatment plant from .6 MGD to 1.2 MGD (Phases 2 and 3 will add new settling tanks and new aeration tanks). Phased financing will be obtained from Allegheny County.

The proposed work includes the revamping of the main pump station, the installation of a grit removal system to reduce the wear on the pumps, and the installation of three new pumps. Each of the new pumps will be able to deliver 700 gpm when operating separately and 460 gpm when two pumps are operating (920 gpm together). Although the main pump station will contribute 1.3 MGD peak flow the Wylie Ave. Pump Station will also deliver 0.7 MGD directly to the plant.

At the treatment plant, the proposed work includes the installation of a new influent channel, a new comminutor, a chlorine building, and new chlorine contact tanks and all associated plumbing and electrical work.

The chlorine contact tanks are sized to handle an average flow of 1.5 MGD. This would not only accommodate the projected flows within the existing service area, but would provide capacity for up to 400 future EDUs from Forward Township. Existing treatment plant flow records indicate monthly average flows approach 0.9 MGD.

The plant and pump station receive electrical power from two different sources, and no stand-by generator is required. A temporary wet well and a dry well will be constructed and two of the existing raw sewage pumps will be installed to maintain flows while work is ongoing at the pump station.

No planning approval was required for this phase of the project and all Act 14 notification requirements have been met.

It was agreed that the Sewage Treatment Plant design peak flow would be at least 2.0 mgd. The proposed chlorine contact tank and comminutor are capable of handling peak flows of at least 3.0 mgd.

RECOMMENDATION AND ACTION			
Approve	Refuse	Signature	Date
<input type="checkbox"/>	<input type="checkbox"/>	REVIEWING GEOLOGIST	
<input checked="" type="checkbox"/>	<input type="checkbox"/>	REVIEWING ENGINEER/bc <i>Steven Weitz</i>	9/4/91
<input checked="" type="checkbox"/>	<input type="checkbox"/>	REGIONAL GRANTS SECTION CHIEF <i>Sh. N. Davis</i>	9/4/91
<input checked="" type="checkbox"/>	<input type="checkbox"/>	ACTING REGIONAL MANAGER <i>Sh. N. Davis</i>	9/4/91

**DIVIDER PAGE**



**COMMONWEALTH OF PENNSYLVANIA  
DEPARTMENT OF ENVIRONMENTAL RESOURCES**

**SOUTHWEST REGION - FIELD OPERATIONS  
WATER QUALITY MANAGEMENT  
400 Waterfront Drive  
Pittsburgh, Pennsylvania 15222-4745  
(412) 442-4000 (answers 24 hrs.)**

CERTIFIED MAIL #P 375 829 724

OCT 29 1992

James R. Morrison, Sr.  
Elizabeth Borough Municipal Authority  
P.O. Box 268  
Elizabeth, PA 15037

RE: Part II Permit No. 0270416  
Amendment No. 2  
Elizabeth Borough Sewage Treatment  
Plant  
Elizabeth Borough  
Allegheny County

Dear Mr. Morrison:

Your Part II permit is enclosed. Please study it carefully, and if you have any questions, please contact me.

When these sewerage facilities are constructed and operational, please notify the Allegheny County Health Department, Frank B. Clark Health Center, Water Pollution Control Program, Building No. 5, 40th Street and Penn Avenue, Pittsburgh, PA 15224.

Sincerely,

*David Ponchione*

David Ponchione  
Sanitary Engineer

DP:jmt: c (r)

Enclosure:

cc: Allegheny County Health Department  
Wishnu V. Dharmadhikari, P.E.  
Operations

COMMONWEALTH OF PENNSYLVANIA  
DEPARTMENT OF ENVIRONMENTAL RESOURCES  
WATER QUALITY MANAGEMENT

WATER QUALITY MANAGEMENT PERMIT

NO. 0270416-A2

<p><b>A. PERMITTEE</b></p> <p>Elizabeth Borough Municipal Authority P.O. Box 268 Elizabeth, PA 15037</p>	<p><b>B. LOCATION</b></p> <p>Municipality <u>Elizabeth Borough</u></p> <p>County <u>Allegheny</u></p>
<p><b>C. TYPE OF FACILITY OR ESTABLISHMENT</b></p> <p>Sewage Treatment Plant Additions and Modifications</p>	<p><b>D. NAME OF PLANT, AREA SERVED, ETC.</b></p> <p>Elizabeth Borough Sewage Treatment Plant</p>
<p><b>E. THIS PERMIT APPROVES</b></p> <p>1. Plans for construction of:  <input checked="" type="checkbox"/> Treatment Facilities    <input type="checkbox"/> Outfall or Headwall    <input type="checkbox"/> Impoundment  <input type="checkbox"/> Sewers and Appurtenances    <input type="checkbox"/> Stream Crossing    <input checked="" type="checkbox"/> Pump Station  <input type="checkbox"/> Injection Well    <input checked="" type="checkbox"/> Forcemain</p> <p>2. <input type="checkbox"/> The discharge of _____ to _____</p> <p>3. <input checked="" type="checkbox"/> An Erosion and Sedimentation Control Plan. Project area is <u>1.0</u> acres.</p> <p>4. <input type="checkbox"/> Preparedness, Prevention, Contingency (PPC) Plan.</p>	
<p><b>F. THIS APPROVAL IS SUBJECT TO THE FOLLOWING CONDITIONS</b></p> <p>1. All construction, operations, procedures, and discharge shall be in accordance with the application dated <u>May 12, 1992</u>, its supporting documentation, and amendments dated through <u>October 19, 1992</u>. Such application, its supporting documentation and amendments are hereby made part of this permit.</p> <p>2. Conditions <u>1, 7, 9, 10, 11, 12, 13, 14, 16, 17, 18, 19, 20, 21, 22</u> of the Standard Conditions Relating To Sewerage-Part II Permit dated <u>September 2, 1983</u>, and all of the Standard Conditions Relating To Erosion Control for use in Water Quality Management Permits (August, 1991) which conditions are attached and made part of this permit.</p> <p>3. Special Conditions designated <u>A, B, C, D, and E</u> which are attached and made part of this permit.</p>	
<p><b>G. THE AUTHORITY GRANTED BY THIS PERMIT IS SUBJECT TO THE FOLLOWING FURTHER QUALIFICATIONS</b></p> <p>1. If there is a conflict between the application or its supporting documentation and amendments and the standard or special conditions, the standard or special conditions shall apply.</p> <p>2. Failure to comply with the rules and regulations of the Department or with the terms or conditions of this permit shall void the authority given to the permittee by the issuance of the permit.</p> <p>3. This permit is issued pursuant to the Clean Streams Law, Act of June 22, 1937, P.L. 1987 as amended 35 P.S. §691.1 et seq., and/or the Dam Safety and Encroachments Act of November 26, 1978, P.L. 1375, as amended, 32 P.S. §693.1 et seq. Issuance of this permit shall not relieve the permittee of any responsibility under any other law.</p>	
<p><b>H. PERMIT ISSUED</b></p> <p>DATE <u>OCT 29 1992</u></p> <p>BY <u>Tim V. Dreier</u> Tim V. Dreier, P.E. Acting Regional Manager</p>	

**SPECIAL CONDITIONS FOR PART II PERMIT 0270416**

- A. The authority granted by this permit is subject to all effluent requirements, monitoring requirements, and other conditions as set forth in Part I NPDES Permit PA0028436.**
- B. In accordance with the information submitted in support of this permit, sludge is to be disposed at Kelly Run Landfill. Any change from this procedure must receive prior approval in writing from the Department.**
- C. The Allegheny County Conservation District shall be notified prior to the start of earth moving associated with the construction of the herein approved project.**
- D. The permittee shall comply with Chapter 102 of the Department's Rules and Regulations regarding erosion control. Chapter 102 requires, in part, that the erosion control plan be available at work sites at all times, that all upslope surface water be diverted away from the project areas, that runoff from project areas pass through facilities for removal of sediment, that all disturbed areas be stabilized as soon as possible after final grade or final earthmoving, that interim stabilization measures be implemented promptly where it is not possible to permanently stabilize a disturbed area immediately after final earthmoving or where the activity ceases for more than 20 days, that erosion and sedimentation control facilities be maintained until stabilization is completed, and that all unnecessary and unusable control measures and facilities be removed upon completion of stabilization.**
- E. In accordance with the supporting permit application documentation, construction shall be scheduled and accomplished to assure that existing treatment units remain in operation and treatment efficiency is not adversely affected. The bypass of raw or inadequately treated sewage as a result of the construction project is strictly prohibited.**

COMMONWEALTH OF PENNSYLVANIA  
DEPARTMENT OF ENVIRONMENTAL RESOURCES  
WATER QUALITY MANAGEMENT

INTERNAL REVIEW AND RECOMMENDATIONS

Name of Applicant	Elizabeth Borough Municipal Authority	File Location	Elizabeth Borough Allegheny County	Application Number	0270416-A2
-------------------	--	---------------	---------------------------------------	--------------------	------------

This project is the second and third phase of the Borough's planned 3-Phase expansion of its sewage treatment plant from 0.6 mgd to 1.2 mgd. The existing plant has been hydraulically overloaded for sometime necessitating the need for expansion. Previous measures were implemented to reduce flows as per the Corrective Action Plan prepared in December 1984, however, flows were not reduced below the Authority's NPDES permit limit. In 1989, the Allegheny County Health Department (ACHD) endorsed the plan to expand the plant to meet the current overload and small future growth needs.

The proposed work involves the following major items:

1. Two additional aeration tanks
2. Two new final settling tanks (existing settling tanks will be converted into aeration tanks).
3. A 20" diameter ductile iron pipe from the existing aeration tanks to the two new aeration tanks (with a bypass to the settling tanks).
4. A 16" diameter ductile iron pipe from the new settling tanks to the chlorine contact tank already constructed in Phase I.
5. Sludge recirculation pump station near the new settling tank and a 6" ductile iron force main to deliver sludge to a new sludge distribution box near the existing aeration tanks.
6. A new sludge distribution box which will distribute the sludge to the aeration tanks.
7. A new sludge well for wasting sludge with connecting piping to the existing scum box and existing sludge well.
8. Associated piping and electrical work.
9. Access roads in landscaping around the completed units.
10. A non-clog pump to pump scum from the settling tanks.
11. A new sump pump station to collect supernatant from the digester, sludge well and drains from the settling and aeration tanks.
12. A maintenance garage

Phased financing will be obtained from Allegheny County. Phase I of this project was approved by 0270416-A1 and included pump station improvements, new comminutor and new chlorine contact tanks. Phase II will provide two new settling tanks and convert the existing settling tanks to aeration tanks. Phase III will provide an additional two aeration tanks. Upon completion sewage will be pumped through the comminutor, existing grit unit, through a combination of eight aeration tanks, settled in two final tanks, chlorinated and discharged. Sludge will be handled by the existing anaerobic digester and vacuum filter.

Alarms for the sludge pumps will be provided for this project. Standby equipment is proposed for the sludge pumps and sump pump station. The plant receives electrical power from two different sources, therefore, no standby power is required.

Planning modules for the plant expansion were approved as a subject revision to the Elizabeth Borough Sewage Facilities Plan. The required notification mandated by Act 14 has been submitted with the Part II amendment application.

A professional engineer has certified that the information contained in the plans, specifications and reports for this project has been prepared in accordance with accepted engineering practice, is true and correct, and is in conformance with the standards, guidelines and requirements of the Department of Environmental Resources.

RECOMMENDATION AND ACTION			
Approve	Refuse	Signature	Date
<input type="checkbox"/>	<input type="checkbox"/>	REVIEWING GEOLOGIST	
<input checked="" type="checkbox"/>	<input type="checkbox"/>	REVIEWING ENGINEER /jmt David R. Porchum	10-21-92
<input checked="" type="checkbox"/>	<input type="checkbox"/>	REGIONAL SECTION CHIEF J. T. Batta	10/26/92
<input checked="" type="checkbox"/>	<input type="checkbox"/>	ACTING REGIONAL MANAGER M. N. Dewi	10/28/92

**Design Flow Summary**

**Average Flow**

Total design population = 6,419      100 gpcd x 6,419 = 641,900 gal./day.

Proposed Average flow is 1.2 mgd to account for sustained I/I.

**Peak Flow**

Elizabeth Borough 1990 census population = 1,610.

Elizabeth Borough is served by combined sewers.

Peak flow basis = 250 gpcd from sanitary sewers; 350 gpcd combined.

Those served by sanitary sewers = 6,419 - 1,610 = 4,809

$1,610 \times 350 + 4,809 \times 250 = 1,765,750 \text{ gal./day}$

Peak capacity of outlying raw sewage pumping stations = 2.0 mgd.

Proposed peak flow is 2.0 mgd.



P 375 829 724

**Receipt for Certified Mail**

No Insurance Coverage Provided  
Do not use for International Mail  
(See Reverse)

PS Form 3800, June 1991

Sent to	
James R. Morrison, Sr.	
Elizabeth Boro Municipal Auth	
P.O. Box 268	
Elizabeth, PA 15037	
Postage	\$
Certified Fee	
Special Delivery Fee	
Restricted Delivery Fee	
Return Receipt Showing to Whom & Date Delivered	
Return Receipt Showing to Whom, Date, and Addressee's Address	
TOTAL Postage & Fees	\$
Postmark or Date	
10/29/92	
D. Ponchione	
0270416-A2	

**INSTRUCTIONS:**

- Complete items 1 and/or 2 for additional services.
- Complete items 3, and 4a & b.
- Print your name and address on the reverse of this form so that we can return this card to you.
- Attach this form to the front of the mailpiece, or on the back if space does not permit.
- Write "Return Receipt Requested" on the mailpiece below the article number.
- The Return Receipt Fee will provide you the signature of the person delivered to and the date of delivery.

I also wish to receive the following services (for an extra fee):

- Addressee's Address
- Restricted Delivery

Consult postmaster for fee.

3. Article Addressed to:  
James R. Morrison, Sr.  
Elizabeth Boro Municipal Auth  
P.O. Box 268  
Elizabeth, PA 15037

4a. Article Number  
P 375 829 724

4b. Service Type  
 Registered     Insured  
 Certified     COD  
 Express Mail     Return Receipt for Merchandise

7. Date of Delivery  
11-5-92

8. Addressee's Address (Only if requested and fee is paid)

5. Signature (Addressee)  
*James R. Morrison, Sr.*

6. Signature (Agent)

**DIVIDER PAGE**



Pennsylvania Department of Environmental Protection

---

400 Waterfront Drive  
Pittsburgh, PA 15222-4745  
March 5, 2003

Southwest Regional Office

412-442-4000  
Fax 412-442-4328

Elizabeth Borough Municipal Authority  
PO Box 268  
Elizabeth, PA 15037

Re: Part II Permit 0270416-A3  
Comminutor Shredder Installation  
Fallen Timber Run Main Pump Station  
Elizabeth Borough  
Allegheny County

Gentlemen:

We hereby approve the replacement of the traveling filter screen at the Fallen Timber Run Main Pump Station with a Comminutor-shredder as described in your consultant's letter dated December 31, 2002, with clarification submitted February 21, 2003. This letter serves as Amendment No. 3 to Part II Permit 0270416 and authorizes the installation of the Comminutor-shredder.

Should you have any questions regarding this matter, please contact Ray Lattner of my staff at the above address or phone number.

Sincerely,

Tim V. Dreier  
Regional Manager  
Water Management

cc: Senate Engineering Company  
Allegheny County Health Department



**DIVIDER PAGE**



Pennsylvania Department of Environmental Protection

400 Waterfront Drive  
Pittsburgh, PA 15222-4745  
August 13, 2004

Southwest Regional Office

412-442-4000  
Fax 412-442-4328

Elizabeth Borough Municipal Authority  
PO Box 268  
Elizabeth, PA 15037

Re: Part II Permit No. 0270416  
Amendment No. 3  
Elizabeth Borough Sewage Treatment Plant  
Elizabeth Borough  
Allegheny County

Dear Authority Members:

We hereby approve your request to install the additional inter-unit piping and outfall pipe at the referenced sewage treatment plant (STP). This approval is based on your consulting engineer's proposal dated March 31, 2004, a meeting between your consulting engineer and David Ponchione of my staff held on July 22, 2004, and subsequent submittal dated July 27, 2004. By way of this letter, the proposed revisions to the STP will be incorporated into the Department files as Amendment No. 3 to Part II Permit No. 0270416.

This approval is based on the understanding the proposed work will eliminate existing bottlenecks at the STP while precluding the possibility of any treatment units from overflowing. If higher flows through the STP result in flushouts of biomass, additional treatment capacity will be required to ensure the STP consistently complies with its NPDES permit requirements.

After the inter-unit piping and outfall pipe have been constructed, please contact the Allegheny County Health Department so that an inspection of the works can be made.

Should you have any questions, please feel free to contact David Ponchione of my staff at the above address or telephone number.

Sincerely,

Tim V. Dreier, P.E.  
Regional Manager  
Water Management

cc: Allegheny County Health Department  
Vishnu Dharmadhikari



**DIVIDER PAGE**



Date: OCTOBER 23, 2018

**CERTIFIED MAIL NO. 7018 1130 0001 4475 9890**

Michael Zrenchak, Operations Manager  
Elizabeth Borough Municipal Authority  
1 Locust Street  
Elizabeth, PA 15037-1763

Re: WQM Permit - Sewage  
Elizabeth Borough STP  
Main Pump Station Replacement  
Permit No. 0270416 A-4  
Authorization ID No. 1236417  
Elizabeth Borough, Allegheny County

Dear Mr. Zrenchak:

Your Water Quality Management (WQM) permit amendment is enclosed. You must comply with all Standard and Special Conditions attached to this Permit. Construction must be done in accordance with the permit application and all supporting documentation. Please review the permit conditions and the supporting documentation submitted with your application before starting construction.

Please note that you are responsible for securing all other required permits, approvals and/or registrations associated with the project, if applicable, under Chapters 102 (erosion and sedimentation control), 105 (stream obstructions and encroachments) and 106 (floodplains) of DEP's regulations. Construction may not proceed until all other required permits have been obtained.

Enclosed is the "Water Quality Management Post Construction Certification" form. A Pennsylvania-registered Professional Engineer must sign and complete this form prior to startup of the facilities. You or your authorized representative must also sign the form. This certification and other post-construction documentation must be submitted to DEP within 30 days of completion of the project and must be received by DEP prior to commencing operation of the facilities.

Any person aggrieved by this action may appeal the action to the Environmental Hearing Board (Board), pursuant to Section 4 of the Environmental Hearing Board Act, 35 P.S. § 7514, and the Administrative Agency Law, 2 Pa.C.S. Chapter 5A. The Board's address is:

Environmental Hearing Board  
Rachel Carson State Office Building, Second Floor  
400 Market Street  
P.O. Box 8457  
Harrisburg, PA 17105-8457

Mr. Michael Zrenchak

- 2 of 2 -

Date: OCTOBER 23, 2018

TDD users may contact the Environmental Hearing Board through the Pennsylvania Relay Service, 800-654-5984.

Appeals must be filed with the Board within 30 days of receipt of notice of this action unless the appropriate statute provides a different time. This paragraph does not, in and of itself, create any right of appeal beyond that permitted by applicable statutes and decisional law.


A Notice of Appeal form and the Board's rules of practice and procedure may be obtained online at <http://ehb.courtapps.com> or by contacting the Secretary to the Board at 717-787-3483. The Notice of Appeal form and the Board's rules are also available in braille and on audiotape from the Secretary to the Board.

**IMPORTANT LEGAL RIGHTS ARE AT STAKE. YOU SHOULD SHOW THIS DOCUMENT TO A LAWYER AT ONCE. IF YOU CANNOT AFFORD A LAWYER, YOU MAY QUALIFY FOR FREE PRO BONO REPRESENTATION. CALL THE SECRETARY TO THE BOARD AT 717-787-3483 FOR MORE INFORMATION. YOU DO NOT NEED A LAWYER TO FILE A NOTICE OF APPEAL WITH THE BOARD.**

**IF YOU WANT TO CHALLENGE THIS ACTION, YOUR APPEAL MUST BE FILED WITH AND RECEIVED BY THE BOARD WITHIN 30 DAYS OF RECEIPT OF NOTICE OF THIS ACTION.**

During construction or upon completing construction, please contact Raymond E. Lattner of my staff at 412.442.4058 or [rlattner@pa.gov](mailto:rlattner@pa.gov) so that an inspection of the facilities may be conducted, at DEP's discretion.

Sincerely,



Christopher Kriley, P.E.  
Environmental Program Manager  
Clean Water Program

Enclosures

cc: Regional Files  
Dale Mills-Pennvest  
Senate Engineering Co.  
Gary Moyer, Operator Certification Program, RCSOB 10<sup>th</sup> Floor  
ACHD





COMMONWEALTH OF PENNSYLVANIA  
DEPARTMENT OF ENVIRONMENTAL PROTECTION  
BUREAU OF POINT AND NON-POINT SOURCE MANAGEMENT

**PERMIT CONDITIONS RELATING TO SEWERAGE**  
For use in Water Quality Management Permits

(Checked boxes apply)

**General**

- 1. The Department of Environmental Protection (DEP) considers the licensed Professional Engineer whose seal is affixed to the design documents to be fully responsible for the adequacy of all aspects of the facility design.
- 2. The permittee shall adopt and enforce an ordinance requiring the abandonment of privies, cesspools or similar receptacles for human waste and on-lot sewage disposal systems on the premises of occupied structures accessible to public sewers. All such structures must be connected to the public sewers.
- 3. The outfall sewer or drain shall be extended to the low water mark of the receiving body of water. Where necessary to ensure proper mixing and waste assimilation, an outfall sewer or drain may be extended with appurtenances below the low water mark and into the bed of a navigable stream provided that the permittee has secured an easement, right-of-way, license or lease from DEP in accordance with Section 15 of the Dam Safety and Encroachments Act, the Act of November 26, 1978, P.L. 1375, as amended.
- 4. The approval is specifically made contingent on the permittee acquiring all necessary property rights, by easement or otherwise, providing for the satisfactory construction, operation, maintenance and replacement of all sewers or sewerage structures in, along or across private property with full rights of ingress, egress and regress.
- 5. When construction of the approved sewerage facilities is completed and before they are placed in operation, the permittee shall notify DEP in writing so that a DEP representative may inspect the facilities.
- 6. The approval of the plans, and the authority granted in this permit, if not specifically extended, shall cease and be null and void 2 years from the issuance date of this permit unless construction or modification of the facilities covered by this permit has begun on or before the second anniversary of the permit date.
- 7. If, at any time, the sewerage facilities covered by this permit create a public nuisance, including but not limited to, causing malodors or causing environmental harm to waters of the Commonwealth, DEP may require the permittee to adopt appropriate remedial measures to abate the nuisance or harm.
- 8. If, after the issuance of this permit, DEP approves a municipal sewerage facilities official plan or an amendment to an official plan under Act 537 (Pennsylvania Sewage Facilities Act, the Act of January 24, 1966, P.L. 1535 as amended) in which sewage from the herein approved facilities will be treated and disposed of at other planned facilities, the permittee shall, upon notification from the municipality or DEP, provide for the conveyance of its sewage to the planned facilities, abandon use and decommission the herein approved facilities including the proper disposal of solids, and notify DEP accordingly. The permittee shall adhere to schedules in the approved official plan, amendments to the plan, or other agreements between the permittee and municipality. This permit shall then, upon notice from DEP, terminate and become null and void and shall be relinquished to DEP.
- 9. This permit does not relieve the permittee of its obligations to comply with all federal, interstate, state or local laws, ordinances and regulations applicable to the sewerage facilities.
- 10. This permit does not give any real or personal property rights or grant any exclusive privileges, nor shall it be construed to grant or confirm any right, easement or interest in, on, to or over any lands which belong to the Commonwealth.
- 11. The authority granted by this permit is subject to all effluent requirements, monitoring requirements and other conditions as set forth in the NPDES Permit PA0028436 and all subsequent amendments and renewals. No discharge is authorized from these facilities unless approved by an NPDES Permit.

**Construction**

- 12. This permit is issued under the authorization of The Clean Streams Law and 25 Pa. Code Chapter 91. The permittee shall obtain all necessary permits, approvals and/or registrations under 25 Pa. Code Chapters 102, 105 and 106 prior to commencing construction of the facilities authorized by this permit, as applicable. The permittee should contact the DEP office that issued this permit if there are any questions concerning the applicability of additional permits.

- 13. The facilities shall be constructed under the supervision of a Pennsylvania licensed Professional Engineer in accordance with the approved reports, plans and specifications.
- 14. A Pennsylvania licensed Professional Engineer shall certify that construction of the permitted facilities was completed in accordance with the application and design plans submitted to DEP, using the "Post Construction Certification" form (3800-PM-WSFR0179a). It is the permittee's responsibility to ensure that a Professional Engineer is on-site to provide the necessary oversight and/or inspections to certify the facilities. The certification must be submitted to DEP before the facility is placed in operation. As-built drawings, photographs (if available) and a description of all deviations from the application and design plans must be submitted to DEP within 30 days of certification.
- 15. Manhole inverts shall be formed to facilitate the flow of the sewage and to prevent the stranding of sewage solids. The manhole structure shall be built to prevent undue infiltration, entrance of street wash or grit and provide safe access to facilitate manhole maintenance activities.
- 16. The local Waterways Conservation Officer of the Pennsylvania Fish and Boat Commission (PFBC) shall be notified when the construction of any stream crossing and/or outfall is started and completed. A written permit must be secured from the PFBC if the use of explosives in any waterways is required and the permittee shall notify the local Waterways Conservation Officer when explosives are to be used.

#### **Operation and Maintenance**

- 17. The permittee shall maintain records of "as-built" plans showing all the treatment facilities as actually constructed together with facility operation and maintenance (O&M) manuals and any other relevant information that may be required. Upon request, the "as-built" plans and O&M manuals shall be filed with DEP.
- 18. The sewers shall have adequate foundation support as soil conditions require. Trenches shall be back-filled to ensure that sewers will have proper structural stability, with minimum settling and adequate protection against breakage. Concrete used in connection with these sewers shall be protected from damage by water, freezing, drying or other harmful conditions until cured.
- 19. Stormwater from roofs, foundation drains, basement drains or other sources shall not be admitted directly to any separate existing or future proposed sanitary sewers.
- 20. The approved sewers shall be maintained in good condition, kept free of deposits by flushing or other cleaning methods and repaired when necessary.
- 21. The sewerage facilities shall be properly operated and maintained to perform as designed.
- 22. The attention of the permittee is called to the highly explosive nature of certain gases generated by the digestion of sewage solids when these gases are mixed in proper proportions with air and to the highly toxic character of certain gases arising from such digestion or from sewage in poorly ventilated compartments or sewers. Therefore, at all places throughout the sewerage facilities where hazard of fire, explosion or danger from toxic gases may occur, the permittee shall post conspicuous permanent and legible warnings. The permittee shall instruct all employees concerning the aforesaid hazards, first aid and emergency methods of meeting such hazards and shall make all necessary equipment and material accessible.
- 23. An operator certified in accordance with the Water and Wastewater Systems Operator Certification Act of February 21, 2002, 63 P.S. §§1001, *et seq.* shall operate the sewage treatment plant.
- 24. The permittee shall properly control any industrial waste discharged into its sewerage system by regulating the rate and quality of such discharge, requiring necessary pretreatment and excluding industrial waste, if necessary, to protect the integrity or operation of the permittee's sewerage system.
- 25. There shall be no physical connection between a public water supply system and a sewer or appurtenance to it which would permit the passage of any sewage or polluted water into the potable water supply. No water pipe shall pass through or come in contact with any part of a sewer manhole.
- 26. All connections to the approved sanitary sewers must be in accordance with the official Act 537 Plan and, if applicable, a corrective action plan as contained in the approved Title 25 Pa. Code Chapter 94 Municipal Wasteload Management Annual Report.
- 27. Collected screenings, slurries, sludge and other solids shall be handled and disposed of in compliance with Title 25 Pa. Code Chapters 271, 273, 275, 283 and 285 (related to permits and requirements for land filling, land application, incineration and storage of sewage sludge), Federal Regulations 40 CFR 257 and the Federal Clean Water Act and its amendments.

3800-PM-WSFR0179a 9/2005  
Post Construction Certification



COMMONWEALTH OF PENNSYLVANIA  
DEPARTMENT OF ENVIRONMENTAL PROTECTION  
BUREAU OF CLEAN WATER

**WATER QUALITY MANAGEMENT  
POST CONSTRUCTION CERTIFICATION**

**PERMITTEE IDENTIFIER**

Permittee	Elizabeth Borough Municipal Authority
Municipality	Elizabeth Borough
County	Allegheny
WQM Permit No.	0270416 A-4
Facility Type	Sewage-Main STP Pump Station, Grit System and Mechanical Screen

**All of the above information should be taken directly from the Water Quality Management Permit.**

**CERTIFICATION**

This certification must be completed and returned to the permits section of the DEP's regional office issuing the WQM permit within 30 days of completion of the project and received by DEP prior to operation, and if requested, as-built drawings, photographs (if available) and a discussion of any DEP-approved deviations from the design plans during construction.

I, being a Registered Professional Engineer in Pennsylvania, do hereby certify to the best of my knowledge and belief, based upon personal observation and interviews, that the above facility approved under the Water Quality Management Permit has been constructed in accordance with the plans, specifications and modifications approved by DEP.

Construction Completion Date (MM/DD/YYYY): \_\_\_\_\_

Engineer's Seal	<b>Professional Engineer</b>
	Name _____ (Please Print or Type)
	Signature _____
	Date _____
	License Expiration Date _____
	Firm or Agency _____
	Telephone _____
	<b>Permittee or Authorized Representative</b>
	Name _____ (Please Print or Type)
	Signature _____
	Title _____
	Telephone _____

Application Type	<u>Amendment</u>	<b>WATER QUALITY MANAGEMENT PERMIT INTERNAL REVIEW AND RECOMMENDATIONS</b>	Application No.	<u>0270416 A-4</u>
Facility Type	<u>Sewage</u>		APS ID	<u>531865</u>
WQM Type	<u>Treatment Plant</u>		Authorization ID	<u>1236417</u>

**Applicant and Facility Information**

Applicant Name	<u>Elizabeth Borough Municipal Authority</u>	Facility Name	<u>Elizabeth Borough STP Main Pump Station</u>
Applicant Address	<u>1 Locust Street</u> <u>Elizabeth, PA 15037-1763</u>	Facility Address	<u>1 Locust Street</u> <u>Elizabeth, PA 15037-1763</u>
Applicant Contact	<u>Rick Barnett</u>	Facility Contact	<u>Same</u>
Applicant Phone	<u>(412) 384-3686</u>	Facility Phone	<u>Same</u>
Client ID	<u>74621</u>	Site ID	<u>263592</u>
SIC Code	<u>4952</u>	Municipality	<u>Elizabeth Borough</u>
SIC Description	<u>Trans. &amp; Utilities - Sewerage Systems</u>	County	<u>Allegheny</u>
PA Bulletin Date	<u>August 4, 2018</u>		

Purpose of Application To permit construction of a new STP pump station to replace worn out STP pump station.

**Internal Review and Recommendations**

The Elizabeth Borough Municipal Authority (EBMA) owns and operates a combined sewer system with several combined sewer outfalls and a 1.2 mgd wastewater treatment plant (WWTP) that provides service to approximately 2,200 customers in Elizabeth Borough, Forward Township, Elizabeth Township, and Lincoln Borough. The sewage collection systems in Forward Township, Elizabeth Township, and Lincoln Borough are separate sanitary sewer systems not owned or operated by EBMA. Flow enters the WWTP by way of the EBMA and Wiley Pump Station (PS) force mains. The Wiley Pump Station is owned and operated by Elizabeth Township. No flow is conveyed directly to the WWTP by gravity.

The EBMA has developed a Long-Term Control Plan (LTCP) to reduce combined sewer overflows (CSOs) within the Borough's collection system. As proposed in the LTCP, two new future pump stations will be constructed adjacent to CSO 8 and 5 to convey excess wet weather flows to the EBMA WWTP raw sewage pump station where all required flows will be pumped to a new future sequencing batch reactor (SBR) WWTP with a flow equalization tank to attenuate peak flows. These proposed improvements are expected to be implemented within 15 years of the approval date of the LTCP and will require amendments to the Authority's Act 537 Sewage Facilities Plan.

The existing EBMA WWTP pump station was constructed and placed into operation in 1958. The pump station was upgraded in 1990 with new pumps and controls and again in 2002 with the installation of a comminutor. The EBMA has stated that the existing electrical and controls systems are outdated, difficult to find replacement components for, and do not meet safety code requirements. Several valves on the pump suction and discharge piping are currently inoperable and difficult to repair or replace. In addition, given the proximity of the Monongahela River the pump station is prone to flooding. In the past, during high river conditions, WWTP operators have had to resort to accessing the pump station by way of a small boat.

Since the EBMA WWTP pump station is a critical component of the Borough sewer infrastructure, the Authority has decided to replace the existing WWTP pump station prior to the full implementation of the LTCP. The Authority completed an Act 537 Special Study detailing the pump station replacement which was approved by the

**Internal Review and Recommendations**

Department on August 23, 2016. As described in the Act 537 Special Study, the new WWTP pump station will be constructed to accommodate the anticipated future wet weather CSO flows outlined in the LTCP, however, the full wet weather pumping capacity will not be implemented until the full implementation of the LTCP.

The new replacement WWTP pump station (pumps) will initially have a pumping capacity equal to that of the existing pump station. The required super structure, wet well, dry well, piping, and channels will be designed to convey the required future wet weather flows.

Two sets of design flows have been considered to meet the existing and anticipated future wet weather flows. Data from operating year 2016 was used to determine the average and maximum average daily flow rates at the current WWTP pump station. Based on this data, the average daily flow rate is 339 gpm (0.49 mgd) and the maximum average month flow is 531 gpm (0.76 mgd). Based on the design point of the existing pumps, the peak instantaneous flow (when two pumps are running) is 920 gpm (1.3 mgd).

The future capacity of the pump station is dependent on the requirements of the LTCP. As part of the preparation of the LTCP, EBMA conducted flow monitoring within the Borough's gravity collection system and subsequently constructed a hydraulic model using the EPA's SSOAP and SWMM programs. A detailed description of the flow monitoring program and model construction can be found in the LTCP with summary in the Design Engineers Report of this application.

Based on the flow monitoring and hydraulic modeling, the peak wet weather instantaneous flows that must be conveyed to the pump station were determined for each CSO structure. The Table below summarizes these flows.

TABLE-1

	Peak Inst. Flow (mgd)
CSO 3	6.93
CSO 5	2.13
CSO 6	5.26
CSO 7	2.80
CSO 8	5.57
Fallen Timber	0.54
Total	23.23

The hydraulics of the headworks channels and raw sewage wet-wells are sized using the future peak wet weather instantaneous flow rate of 23.3 mgd.

Construction of the proposed WWTP pump station will require the relocation of the existing EBMA Interceptor, CSO 3 outfall pipe, and the Fallen Timber Interceptor. The EBMA Interceptor will be relocated and upsized from 15 inches to 27 inches in diameter for approximately 441 feet from the proposed WWTP pump station to manhole INT 3 located adjacent to the Boat Club. The capacity of the 27-inch interceptor is stated to be 15.76 mgd at

**Internal Review and Recommendations**

minimum slope. The new EBMA Interceptor will cross under Fallen Timber Run approximately 90 feet downstream of the railroad. A Utility Line stream encroachment permit has been obtained.

Flow from overflow structure CSO 3 will be directed to the WWTP pump station influent line via a new 27-inch pipe to convey the required future wet weather peak instantaneous flow of 6.93 mgd listed in Table 1 above.

The Fallen Timber line will be redirected into the proposed influent WWTP pump station chamber at the same line size (10 inch). The capacity of the Fallen Timber line will be 0.540 mgd at minimum slope. The Fallen Timber Interceptor conveys flows from an exclusively sanitary system. All flows from this interceptor will be conveyed for treatment.

WWTP Pump Station (PS) Design

Flow will enter the pump station and headworks facility through an influent chamber which allows for the connection of the EBMA interceptor, CSO 3 influent pipe and the Fallen Timber interceptor. It should be noted that based on influent pipe elevations, the headworks is approximately 11 feet 1 inch below the overflow weir in CSO 3. Since the pump station capacity will not be increased until the full implementation of the LTCP, the headworks would regularly flood during periods of wet weather. Aside from functioning as a junction for the incoming lines, the influent chamber will provide a means of controlling flow into the headworks and pump station during periods of wet weather until the wet weather pumps are installed in a future phase.

The influent chamber will be divided into two sections. Both sections are separated by a wall, which has two sluice gates, SG101 and SG102, to control the influent flow into the pump station headworks. The EBMA interceptor and CSO 3 line will connect to the influent chamber in Section 1 and the Fallen Timber sewer line enters the influent chamber in Section 2. Sluice gate SG102, will be a motor operated weir gate, which can adjust from an elevation of 724.70 feet (equal to the elevation of the weir in CSO 3 minus head required to discharge 1.30 MGD over 2 ft. wide weir with no end contractions) up to 727.50.

It is proposed that during periods of normal flow, the EBMA interceptor and CSO 3 lines will be directed into section 2 of the chamber where they will combine with flows from Fallen Timber and continue on to the pump station headworks. During wet weather events, as the influent flow rate (as measured at the cutthroat flume in the normal flow channel) reaches the dry weather pumping capacity of (1.30 MGD), the SCADA system closes the sluice gate between chamber sections 1 and 2. While the sluice gate SG101 is closed, the entirety of the flow from the Fallen Timber line is directed into the headworks and pumped on to the WWTP for treatment while the combined sewer flow in section 1 backs up to the level of the CSO 3 overflow weir. The adjustable weir gate SG102 is controlled by an electric actuator so that the SCADA system can adjust the weir level to maintain a flow rate through the headworks equal to the pumping capacity of 1.3 mgd. As the influent flow rate through the headworks drops below the pumping capacity, sluice gate SG101 reopens. After each event, operators will be able to clean section 1 using an effluent reuse wash down hose.

It was noted that the existing pump station wet well currently floods during wet weather events causing all flow, including Fallen Timber interceptor flow, to overflow through CSO 3. The influent chamber will continue this function of sending combined sewage overflow to CSO 3 but will ensure that the sanitary flows from the Fallen Timber interceptor are conveyed to the WWTP and receive full biological treatment. After the complete implementation of the LTCP, the sluice gate will not be closed during wet weather events and all flows, both combined wet weather and sewage, will be pumped to the WWTP for treatment.

**Internal Review and Recommendations**

Effluent from the PS chamber will be split into two channels titled “normal flow” channel and “bypass flow” channel. The normal flow channel will have a hydraulic capacity of 5.3 mgd and the bypass channel will have a design hydraulic capacity of 17.9 mgd for a total of 23.2 mgd. The normal flow channel will be equipped with a mechanical bar screen and vortex grit chamber. Both the mechanical screen and vortex grit chamber will can treat a peak flow of 5.3 mgd. The bypass channel has a manual bar screen. During the initial operation of the headworks, prior to the complete implementation of the LTCP, all flow will be directed solely through the normal flow channel.

Screenings collected by the mechanical bar screen are lifted to the ground floor of the PS by the screen rakes and discharged into a washer/compactor which removes excess biological material and dewateres the screenings. The washer/compactor discharges onto a conveyor belt which directs screenings to a roll off dumpster. The washed screenings wastewater is discharged back to the influent.

The manual bar screen positioned in the bypass channel is 5 feet wide with 2.25 inch of clear space and 0.50-inch bar thickness installed on a 45-degree angle. The bypass channel will allow operators to remove the mechanical bar screen from operation for maintenance. The bypass channel is designed to accommodate the future peak wet weather CSO flow and will require manual cleaning when used. Debris collected by the manual bar screen is collected by operators using hand tools and lifted to the ground floor using a hoist. A dewatering plate built into the manual bar screen allows excess water to drain from the screenings back to the influent channel.

A vortex grit unit will be located downstream of the mechanical screen on the normal flow channel. At the anticipated future peak flow of 5.30 MGD, the influent channel velocity is estimated at 3.97 ft/sec, slightly exceeding the recommended velocity of 3.0 ft/sec. for the vortex grit removal unit. The design engineer has stated that “during wet weather events, the grit unit is not expected to operate at peak efficiency. Given the short duration of wet weather events and the fact that by the time the peak flows reach the pump station the first flush of flow has typically brought the heaviest sediment loads to the pump station, it is not expected that the reduction in grit removal efficiency will significantly impact the operation of the pump station or the WWTP”. Effluent reuse water will be utilized to fluidize grit in the chamber so that it can be pumped to the grit dewatering screw on the ground floor of the PS in the solids handling area. Dewatered grit is discharged on to the conveyor and into the dumpster to be disposed of at an approved landfill.

The proposed pump station will initially utilize two new submersible pumps each capable of pumping the design flow of 920 gpm to match the existing pump station capacity. The pumps will operate in a primary-backup configuration so that if the primary pump fails, the backup pump is called to take over. The pumps will be operated with variable frequency drives (VFDs) so that the pump rate is adjusted from 320 gpm to 920 gpm to match the pump station influent flow rate. The pumps are positioned downstream from the mechanical screen and grit removal unit so that all large solids and grit that may damage the pumps will be removed. The pumps can pass spheres of at least 3 inches in diameter. The pumps are connected to the discharge piping via a base elbow with a metal seat connection which does not require operators to enter the wet well to disconnect the pumps. Pumps can be lifted out of the wet well from the ground floor via an overhead crane and trolley system allowing operators to work on the pump in the solids handling area or to load them onto a truck to be transported to a service shop.

The pumps are sized to match the pump station influent flow rate by maintaining a set wet well level. The wet well level is measured through a submersible pressure transducer. The pressure transducer is housed in a stilling well to reduce turbulence. Floats are used as a backup control system should the pressure transducers fail. When operating with the float controls, the pumps are called to turn on at a set wet well level and ramp up to full speed

**Internal Review and Recommendations**

if needed. The pumps will draw the wet well level down until the off float is tripped. During normal operation the primary pump will alternate on a weekly basis to reduce wear or excessive run times on any one pump.

The PS wet well is divided into two cells called a dry weather cell and a wet weather cell. The PS wet well is designed such that the dry weather cell will house the proposed two new "dry weather" submersible pumps and the wet weather cell will house the 3-future wet weather submersible pumps. Each cell is connected by a gated opening. Until complete implementation of the LTCP all flow will be directed to the dry cell side. Once the LTCP is fully implemented and wet weather pumps installed, wet weather CSO flows will be directed to the wet weather cell.

The PS discharge piping exits the wet well and enters the pipe gallery on the discharge side. The discharge piping is positioned in a valve pit accessible via a ladder. A swing check valve, suitable for use in raw sewage, is installed horizontally in the valve pit to prevent back flow after the pump has shut down. Immediately upstream of the check valve is a plug valve which allows for operator to replace or perform maintenance on the check valve, piping, and pump.

The proposed new dry weather pumps will convey flow through a new 630-foot-long 8-inch diameter ductile iron force main which discharges at the headworks of the WWTP. At the design flow of 920 gpm, the flow velocity in the force main is 5.9 ft/sec. The minimum pump discharge required to keep 2 ft/sec. in the force main is 305 gpm. The total dynamic head (TDH) at the design flow of 920 gpm is 72 feet resulting in an operating pressure of 31 psi. The TDH was calculated using a Hazen Williams friction loss coefficient of 120. The surge pressure for the ductile iron force main is 53 psi resulting in a peak anticipated pressure of 84 psi, well below the pressure ratings of ductile iron pipe.

Future wet weather flow will be conveyed to the WWTP through a 30-inch diameter force main which will be installed under this permit.

The pump station site sits within the 100-year flood plain with an approximate existing grade of 740 feet. According to FEMA's Flood Insurance Rate Map Number 42003C0494H, the 100-year flood elevation is approximately 749.3 feet. The CSO #3 structure, top of the influent chamber, generator and transformer pad and finish floor elevation of the pump station grade structure will be set at 751.0 and are so that all mechanical and electrical equipment are protected during the 100-year flood event. The pump station is designed to remain operational during the 100-year event.

The pump station site will be fenced preventing unauthorized access with a gate positioned on the driveway for vehicular access. The driveway will be paved and maintained by Authority operators so that the site can be accessed during all weather conditions.

The headworks, wet well, and solids handling area are completely separated from the pipe gallery, motor control center, and storage area with all pipe and conduit penetrations properly sealed to prevent the migration of explosive gases into the classified areas.

The pump station will have two overhead cranes to facilitate the removal of equipment. The first crane is positioned in the solids handling area to allow for the removal of the submersible pumps. The crane allows operators to set the pumps in the solids handling area for minor maintenance or onto vehicles for more significant repairs. The second crane is in the pipe gallery area to allow operators to remove piping and valves for

**Internal Review and Recommendations**

maintenance and repair. The second crane also allows operators to place pipes, valves, and fittings onto vehicles. A portable hoist will be used to lower and raise items from the top to lower operating levels in the headworks area.

The effluent water reuse system will be extended from the existing WWTP to supply effluent water to the grit fluidization system, washer/compactor, grit screw, wet well wash down nozzle system and wash down hoses. A new effluent pump will be installed in the existing control chamber at the WWTP facility that will provide sufficient flow and pressure to supply flow to the pump station and to meet the existing effluent reuse requirements at the WWTP.



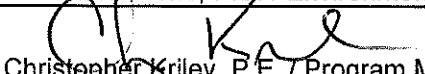
The headworks and wet well of the pump station will be accessible via stairs designed in conformance with the International Building Code. The stairs and landings will be constructed of aluminum with landings placed at vertical intervals of approximately 8.00 ft.

A SCADA system will monitor process equipment in the headworks, flow measurement devices and gas monitoring sensors and controls the operation of raw sewage pumps and motor actuated gates and valves. The SCADA system returns information back to the WWTP so that operators may access the run status of equipment, monitor flows, and view potential alarm conditions. An auto dialer will call operators to the pump station during off hours in the event of alarm conditions including, among other things, primary pump failure and high flow conditions.

The pump station will have two main power feeds from the electric company. If one feed goes dead the second feed will then supply power to the station. As a third back up, an emergency generator will be provided to run the dry weather pumps only and electric control valves.

During the construction of this project, the existing pump station will maintain operation. Flow from the Fallen Timber interceptor will be temporarily pumped from an existing manhole into a manhole upstream of the existing pump station allowing for the construction of the new pump station. The relocated lines for the EBMA interceptor and CSO 3 will be installed, however the final connection will not be completed until the proposed new pump station is operational. A bypass plan is contained in the specifications.

The proposed funding for this project is through Pennvest. The Pennvest Project Plan and Specification Review Checklist has been included with the application.

Approve	Return	Deny	Signatures	Date
X			 Raymond E. Lattner / Environmental Permit Reviewer	October 10, 2018
X			 Donald J. Leone, P.E. / Environmental Engineer Manager	10-22-18
X			 Christopher Kriley, P.E. / Program Manager	10-23-18

**DIVIDER PAGE**

HEB-4000

COMMONWEALTH OF PENNSYLVANIA



DEPARTMENT OF HEALTH  
SANITARY WATER BOARD  
HARRISBURG

SEWERAGE PERMIT  
461389

The Sanitary Water Board, which by virtue of the Act of April 9, 1929, P.L. 177, known as The Administrative Code of 1929, and the amendments thereto, and of the Act of June 22, 1937, P.L. 1967, as amended by the Act of May 8, 1945, P.L. 455, is empowered to exercise certain powers and perform certain duties "To preserve and improve the purity of the waters of the Commonwealth for the protection of public health, animal and aquatic life, and for industrial consumption, and recreation;\*\*\*\*", hereby issues this permit to Elizabeth Borough, 907 Third Avenue, Elizabeth, Pennsylvania, for the construction of a sewer extension to serve Walker Road in Elizabeth Borough, Allegheny County, as shown on a plan and described in a report and specifications accompanying application No. 461389.

This permit is subject to the following STANDARD CONDITIONS RELATING TO SEWERAGE effective November 1, 1948 attached hereto:

- 1, 2, 3, 4, 5, 6, 7, 8, 10, 11, 14, 15, 17, 18 and 27.

33649

SANITARY WATER BOARD

C. L. Wilbar, Jr., M. D.  
Secretary of Health  
Chairman

SEP 21 1961  
SANITARY WATER  
BOARD ACTION DATE

Attest:

Walter V. Kohler  
Secretary

Harrisburg, Pennsylvania

SEP 29 1961

REGIONAL ENGINEER'S REPORT--SEWER EXTENSIONS

DATE OF REPORT 8/24/61

NAME OF APPLICANT <u>Elizabeth Borough</u>		APPLICATION NO. <u>461889</u> <del>XS</del>	DATE <u>7/18/61</u>	DATE REC'D <u>8/9/61</u>	REGION <u>IV</u>
MUNICIPALITY <u>Elizabeth Borough</u>		SIGNED BY <u>H. T. Duke</u>		TITLE <u>Secretary</u>	
COUNTY <u>Allegheny</u>		ADDRESS <u>907 Third Avenue</u>			
DESIGN POPULATION OF THIS EXTENSION <u>250</u>	POPULATION TO BE SERVED BY THIS EXTENSION <u>40</u>	<u>Elizabeth, Pennsylvania</u>			

DESCRIPTION OF PROJECT

THE CONSTRUCTION OF a sewer extension

TO SERVE (SPECIFY, IF POSSIBLE, STREET OR SUB-DIVISION) Walker Road *Elizabeth Borough Allegheny County*

PLANS	DATE REC'D	DESCRIPTION & NUMBER OF PLANS
ENGINEERING FIRM <u>H. A. Shope &amp; Son</u>	<u>8/9/61</u>	<u>One plan</u>
<u>Homestead, Pennsylvania</u>		
PROF. ENGINEER SEAL OF <u>H. A. Shope</u>		

REPORTS	DATE REC'D	DESCRIPTION & NUMBER OF REPORTS
ENGINEERING FIRM <u>Ellis E. Bankson &amp; Son</u>	<u>8/9/61</u>	<u>One report</u>
<u>Wilkinsburg, Pennsylvania</u>		
PROF. ENGINEER SEAL OF <u>E. Edwin Bankson</u>		

SPECIFICATIONS	DATE REC'D	DESCRIPTION & NUMBER OF SPECIFICATIONS
ENGINEERING FIRM <u>H. A. Shope &amp; Son</u>	<u>8/9/61</u>	<u>One set of specifications</u>
<u>Homestead, Pennsylvania</u>		
PROF. ENGINEER SEAL OF <u>H. A. Shope</u>		

DISCHARGED TO SEWER SYSTEM OF	NAME	PERMIT NO.	TREATED AT TREATMENT PLANT OF	NAME	PERMIT NO.
	<u>Elizabeth Borough Municipal Authority</u>			<u>Elizabeth Borough Municipal Authority</u>	
	MUNICIPALITY <u>Elizabeth Borough</u>			MUNICIPALITY <u>Elizabeth Borough</u>	
	COUNTY <u>Allegheny</u>			COUNTY <u>Allegheny</u>	
TYPE SYSTEM SANITARY <input checked="" type="checkbox"/> COMBINED <input type="checkbox"/>		EXISTING <input checked="" type="checkbox"/> UNDER CONSTRUCTION <input type="checkbox"/> PROPOSED <input type="checkbox"/>			

RECEIVING STREAM <u>Monongahela River</u>	CLASSIFICATION PRIM. <input type="checkbox"/> INTER. <input checked="" type="checkbox"/> C/WPL. <input type="checkbox"/>	SECONDARY RECEIVING STREAM <u>Ohio River</u>	BASIN <u>Ohio</u>
--	---	---	----------------------

COMPLIANCE STATUS OF CASE IN COMPLIANCE <input checked="" type="checkbox"/>	IS CAPACITY ADEQUATE? IN TANK SEWERS YES <input checked="" type="checkbox"/> NO <input type="checkbox"/>
VIOATION-SATISFACTORY PROGRESS <input type="checkbox"/>	TREATMENT PLANT YES <input checked="" type="checkbox"/> NO <input type="checkbox"/>
VIOATION-UNSATISFACTORY PROGRESS <input type="checkbox"/>	

ENCROACHMENTS  
NONE  ENCROACHMENTS REPORTED TO THE DEPARTMENT OF FORESTS AND WATERS

**DESCRIPTION-ENGINEERING FEATURES**

It is proposed to construct approximately 473 lineal feet of 8-inch T.C. sewer to serve ten existing homes along Walker Road. This sewer can be extended to serve 250 persons or a flow of 100,000 g.p.d., flowing full and can handle 1.4 m.g.d. flowing full at its minimum grade of 3.95%. The existing receiving sewer has a capacity of 0.48 m.g.d. which is adequate. The minimum standards on size, grade, alignment, and distance between manholes have been met by this application.

**DISCUSSION**

The proposed sewer extension is of generally satisfactory design and of adequate capacity to meet the requirements of the Pennsylvania Department of Health; therefore, the plans can be approved subject to the following conditions.

ORDERS FOR PLANS BY DATE	PLANS SUBMITTED DATE	ORDERS FOR CONSTRUCTION BY DATE	CONSTRUCTION STATUS
<b>STANDARD CONDITIONS</b>		<b>SPECIAL CONDITIONS</b>	
Sewerage (1942): 1, 2, 3, 4, 5, 6, 7, 8, 10, 11, 14, 15, 17, 18 and 27		NONE <input checked="" type="checkbox"/> SEE ATTACHED SHEET <input type="checkbox"/>	

**RECOMMENDATION**

APPROVE <input checked="" type="checkbox"/>	FACILITIES ENGINEER-REGION <i>Patricia F. Rhodes</i>	DATE
REFUSE <input type="checkbox"/>	REGIONAL ENGINEER <i>Dick C. Hill</i>	DATE 8/24/61
POSTPONE <input type="checkbox"/>	FACILITIES ENGINEER/SEWERAGE SECTION <i>A. F. Lehmann</i>	DATE 8-30-61
OTHER (SPECIFY) <input type="checkbox"/>	CHIEF SEWERAGE SECTION <i>A. F. Lehmann</i>	DATE 8-30-61
REPORT PREPARED BY Patricia F. Rhodes		

**REMARKS**

RECEIVED  
AUG 30 1961

**DIVIDER PAGE**



February 8, 2023

James Wylie  
Elizabeth Borough Municipal Authority  
1 Locust Street  
Elizabeth, PA 15037

Re: General Permit (GP) Acknowledgment Notification  
DEP File No.: GP110205222-075  
Combined Sewer Outfall Rehab CSO #3 & CSO #8  
Elizabeth Borough  
Allegheny County

Dear James Wylie:

This letter acknowledges receipt of your notification to use and registers your use of above authorized General Permit(s) (GP(s)) under the authority of the Dam Safety and Encroachments Act (32 P. S. § 693.1 et. seq.) and 25 Pa. Code Chapter 105. You are responsible for assuring the work is done in accordance with the drawings, terms and conditions contained in the GP(s). Please direct special attention to all time sensitive issues associated with the GP authorization(s). You may proceed with your project after making the required notifications stipulated in the GP(s) and securing all other approvals that may be necessary.

Enclosed is an acknowledged copy of your GP Registration Form. Please place this letter and the acknowledged GP Registration form with your copy of the GP Registration package, the applicable GP terms and conditions, required Federal authorizations, and the Erosion and Sediment Control plan and maintain on site during construction. Please review the complete permit authorization package so that you are aware of the extent of the authorization(s).

**Please note that the Erosion and Sedimentation Control Plan was only reviewed by the Department for activities conducted under this General Permit. If other areas are disturbed, you should contact the County Conservation District for additional approvals as necessary.**

We have determined that your proposed work, if accomplished in accordance with the enclosed terms and conditions, is authorized by the Pennsylvania State Programmatic General Permit-6 (PASPGP-6). This PASPGP-6 verification provides U.S. Army Corps of Engineers authorization pursuant to Section 10 of the Rivers and Harbors Act and/or Section 404 of the Clean Water Act. This authorization may be subject to modification, suspension, or revocation if any of the information contained in the application, including the plans, is later found to be in error.

The enclosed list of conditions must be followed for purposes of the PASPGP-6 (Enclosure 1).

Any person aggrieved by this action may appeal the action to the Environmental Hearing Board (Board), pursuant to Section 4 of the Environmental Hearing Board Act, 35 P.S. § 7514, and the Administrative Agency Law, 2 Pa.C.S. Chapter 5A. The Board's address is:

Environmental Hearing Board  
Rachel Carson State Office Building, Second Floor  
400 Market Street  
P.O. Box 8457  
Harrisburg, PA 17105-8457

TDD users may contact the Environmental Hearing Board through the Pennsylvania Relay Service, 800-654-5984.

Appeals must be filed with the Board within 30 days of receipt of notice of this action unless the appropriate statute provides a different time. This paragraph does not, in and of itself, create any right of appeal beyond that permitted by applicable statutes and decisional law.

A Notice of Appeal form and the Board's rules of practice and procedure may be obtained online at <http://ehb.courtapps.com> or by contacting the Secretary to the Board at 717-787-3483. The Notice of Appeal form and the Board's rules are also available in braille and on audiotape from the Secretary to the Board.

**IMPORTANT LEGAL RIGHTS ARE AT STAKE. YOU SHOULD SHOW THIS DOCUMENT TO A LAWYER AT ONCE. IF YOU CANNOT AFFORD A LAWYER, YOU MAY QUALIFY FOR FREE PRO BONO REPRESENTATION. CALL THE SECRETARY TO THE BOARD AT 717-787-3483 FOR MORE INFORMATION. YOU DO NOT NEED A LAWYER TO FILE A NOTICE OF APPEAL WITH THE BOARD.**

**IF YOU WANT TO CHALLENGE THIS ACTION, YOUR APPEAL MUST BE FILED WITH AND RECEIVED BY THE BOARD WITHIN 30 DAYS OF RECEIPT OF NOTICE OF THIS ACTION.**

If you have questions about your registration, please contact Tyler Norris at 412-442-4305 or [Tynorris@pa.gov](mailto:Tynorris@pa.gov) and refer to the above referenced registration number.

Sincerely,

*Elizabeth Farley*

Elizabeth Farley, P.E.  
Environmental Engineer Manager  
Waterways & Wetlands Program

Enclosures

cc: US Army Corps of Engineers  
Allegheny County Conservation District  
Joseph Kirklewski, Senate Engineering Company  
File Copy (GP110205222-075)