



Candis A. Tunilo
Senior Counsel
Legal Department

800 N. Third Street
Suite 204
Harrisburg, PA 17102
Cell: 223-488-0794
ctunilo@nisource.com

April 29, 2025

VIA ELECTRONIC FILING

Matthew Homsher, Secretary
Pennsylvania Public Utility Commission
Commonwealth Keystone Building
400 North Street, 2nd Floor North
P.O. Box 3265
Harrisburg, PA 17105-3265

**Re: Columbia Gas of Pennsylvania, Inc.
Universal Service and Energy Conservation Plan for 2024-2028
Docket No. M-2023-3039487**

Dear Secretary Homsher:

Enclosed for filing on behalf of Columbia Gas of Pennsylvania, Inc. are the Health & Safety Pilot and Emergency Repair Program Reports. This filing is made pursuant to the Public Utility Commission's Order dated April 4, 2024, in the above docket, at Ordering Paragraph Nos. 11 and 13, as amended by Order dated July 11, 2024, at Ordering Paragraph No. 5.

Should you have any questions, please do not hesitate to contact the undersigned.

Very truly yours,

Candis A. Tunilo

cc: Parties of Record
Joseph Magee - Bureau of Consumer Services jmagee@pa.gov
Norma Bowman – Bureau of Consumer Services nobowman@pa.gov
Christina Chase-Pettis - Office of Communications cchasepett@pa.gov
Stephanie Wilson - Law Bureau stephwilson@pa.gov
Louise Fink Smith - Law Bureau finksmith@pa.gov

Health & Safety Pilot Report

Key Objectives

- To decrease the number of deferred jobs due to conditions in the home, such as knob and tube wiring, moisture in basement due to leaky roofs, and other minor structural issues.
- To reduce usage in CAP customers' homes that could not be weatherized without remediating identified Health and Safety issues.

Eligibility

- Must be an active CAP Customer with shortfall greater than \$1,000 per year on average.
- Customer must own and reside in dwelling for a minimum of six months.
- Prior annual usage must be greater than 1600 therms or 250 average therms per winter months.
- A present Health and Safety issue that is preventing weatherization including, but not limited to, knob and tube wiring, presence of moisture, mold or mildew.
- The elimination of the Health and Safety issue will result in comprehensive measure installation and expected usage reductions greater than 18%.

Annual Funding

- Up to \$600,000 can be spent for Health & Safety measures

2023 Results

Total Spend: **\$162,513.76**

of Homes Completed: **38**

Average Spend **\$4,276.68**

The average total cost of a completed job including H & S is \$18,853.54

Demographics

Customers resided in 6 counties including Allegheny, Fayette, Beaver, Lawrence, Somerset and Washington.

Repair Type & Costs

The majority of repairs included roof repairs and knob and tube wiring remediation.

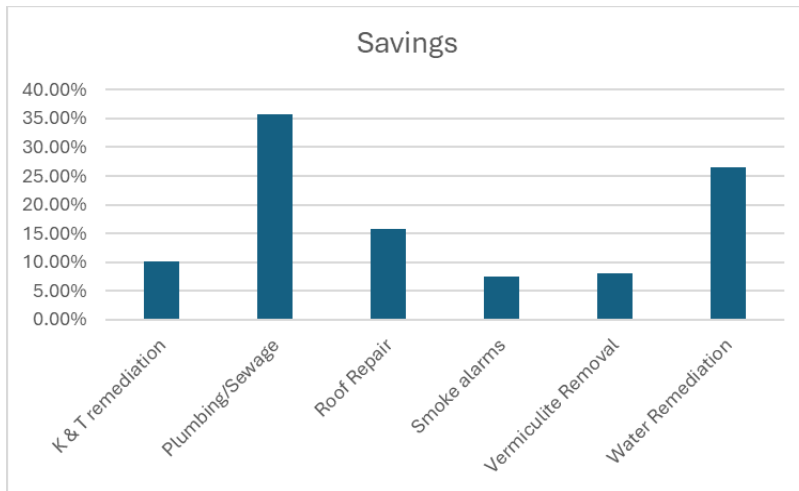
| Repair Type | Count | Average Cost |
|---------------------|-------|--------------|
| K&Tremediation | 8 | \$ 4,391.43 |
| Plumbing/Sewage | 1 | \$ 9,036.48 |
| Roof Repair | 19 | \$ 4,069.63 |
| Smoke alarms | 1 | \$ 1,958.00 |
| Vermiculite Removal | 1 | \$ 3,084.00 |
| Water Remediation | 1 | \$ 1,215.93 |
| Grand Total | 31 | \$ 4,120.93 |

Savings

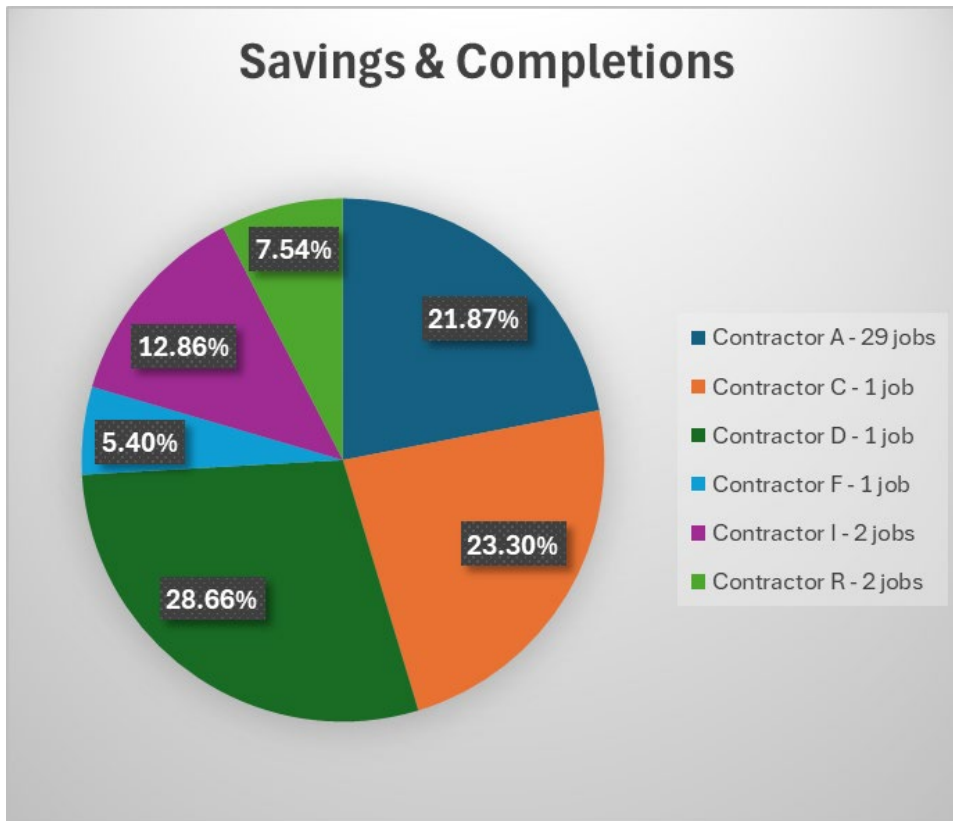
Savings ranged from a low of 3.00% to a high of 39.63%.

| Total Savings | H & S Cost |
|---------------|--------------|
| 39.63% | \$ 3,630.00 |
| 36.95% | \$ 1,760.00 |
| 35.79% | \$ 9,036.48 |
| 33.20% | \$ 3,300.00 |
| 31.94% | \$ 5,700.00 |
| 30.72% | \$ 4,031.42 |
| 28.30% | \$ 3,300.00 |
| 26.91% | \$ 1,650.00 |
| 26.88% | \$ 3,740.00 |
| 26.60% | \$ 6,000.00 |
| 26.52% | \$ 1,215.93 |
| 26.15% | \$ 7,150.00 |
| 23.79% | \$ 1,650.00 |
| 22.69% | \$ 1,100.00 |
| 21.87% | \$ 3,550.00 |
| 21.63% | \$ 825.00 |
| 15.92% | \$ 6,600.00 |
| 15.25% | \$ 3,498.00 |
| 14.65% | \$ 5,070.00 |
| 13.60% | \$ 1,320.00 |
| 13.30% | \$ 3,850.00 |
| 10.79% | \$ 770.00 |
| 10.52% | \$ 5,500.00 |
| 8.01% | \$ 3,084.00 |
| 8.00% | \$ 12,650.00 |
| 7.54% | \$ 1,958.00 |
| 6.71% | \$ 6,600.00 |
| 6.19% | \$ 5,500.00 |
| 5.76% | \$ 1,870.00 |
| 5.40% | \$ 8,090.00 |
| 3.47% | \$ 3,750.00 |

The Chart below demonstrates the savings by remediation measure.



The chart below demonstrates the savings and number of completions by contractor.



2024 Demographics

Total Spend: **\$179,152.63**
 # of Homes Completed: **65**

Average Spend **\$2,756.19**

Demographics

Customers resided in 5 counties including Allegheny, Fayette, Beaver, Lawrence, and Washington.

Repair Type & Costs

The majority of repairs included roof repairs and knob and tube wiring remediation.

| Repair Type* | # Of Homes | Avg Cost |
|-------------------------|------------|------------|
| Knob & Tube Remediation | 31 | \$4,123.77 |
| Roof Repair/Venting | 32 | \$1,727.01 |
| Water Remediation | 4 | \$1,366.67 |
| Exterminator | 4 | \$ 641.44 |
| Asbestos Removal | 6 | \$3,217.01 |
| Vermiculite Testing | 1 | \$ 461.00 |
| Repair Attic Floor | 1 | \$1,274.56 |

* more than one repair can occur at the same property

Actual Weather Normalized Savings Data

Savings data will not be available until April 2026.

Emergency Repair Program Report

2024

Spending - \$1,004,882

Admin Costs - \$123,350

Measures - \$881,532

Completed Jobs – 282

Average Cost Per Job - \$3,563.41

2025

Projected Spend - \$1,000,000

Projected # of Jobs to be completed - 280

CERTIFICATE OF SERVICE

I hereby certify that I have this day served a true copy of the foregoing documents upon the participants, listed below, in accordance with the requirements of § 1.54 (relating to service by a participant) VIA E-MAIL:


Allison Kaster
Bureau of Investigation and Enforcement
Commonwealth Keystone Building
400 North Street
Harrisburg, PA 17120
akaster@pa.gov

Christy M. Appleby
Harrison W. Breitman
Office of Consumer Advocate
555 Walnut Street
5th Floor, Forum Place
Harrisburg, PA 17101-1923
cappleby@paoca.org
HBreitman@paoca.org

Ria M. Pereira, Esq.
John W. Sweet, Esq.
Lauren N. Berman, Esq.
Elizabeth R. Marx, Esq.
118 Locust Street
Harrisburg, PA 17101
pulp@pautilitylawproject.org

NazAarah Sabree
Office of Small Business Advocate
300 North Second Street
Suite 1102
Harrisburg, PA 17101
osba@pa.gov

Date: April 29, 2025


Candis A. Tunilo