



Benjamin C. Dunlap Jr.
Partner

240 North Third Street
7th Floor
Harrisburg, PA 17101
T: 717.234.5530 | D: (717) 480-5303
bdunlap@cohenseglias.com
www.cohenseglias.com

August 29, 2025

VIA ELECTRONIC FILING

Matthew L. Homsher, Secretary
Pennsylvania Public Utility Commission
400 North Street
Harrisburg, PA 17120

**Re: Application of the Department of Transportation of the Commonwealth of Pennsylvania for approval to alter one (1) public at-grade crossing (DOT 918 324 S) by the installation of Z Gates at the multi-use trail along East Bayfront Parkway (State Route 4034) and alter two (2) public at-grade crossings (DOT's 524 337 C, and 524 335 N) by installing pedestrian crossing improvements and altering the pre-emption and timing where East 8th Street and East 10th Street cross the track of CSX Transportation Inc., in the City of Erie, Erie County, and the allocation of costs incident thereto.
Docket No. A-2022-3036626**

Dear Secretary Homsher:

Enclosed for filing in the above-referenced matter please find the Circuitry Plans of CSX Transportation, for the review of all parties and approval by the Pennsylvania Public Utility Commission. These plans pertain to the following crossings in the City of the Erie:

- The intersection of East Bayfront Parkway and East 6th Street (DOT No. 524 137 T);
- East 8th Street (DOT No. 524 337 C); and
- East 10th Street (DOT No. 524 335 N).

Copies have been served upon all interested parties as indicated on the Certificate of Service.

Sincerely yours,

Benjamin C. Dunlap, Jr.

BCDjr:ino
Enclosure
cc: All Parties of Record

**BEFORE THE
PENNSYLVANIA PUBLIC UTILITY COMMISSION**

Application of the Department of Transportation of the Commonwealth of Pennsylvania for approval to alter one (1) public at-grade crossing (DOT 918 324 S) by the installation of Z Gates at the multi-use trail along East Bayfront Parkway (State Route 4034) and alter two (2) public at-grade crossings (DOT's 524 337 C, and 524 335 N) by installing pedestrian crossing improvements and altering the pre-emption and timing where East 8th Street and East 10th Street cross the track of CSX Transportation Inc., in the City of Erie, Erie County, and the allocation of costs incident thereto. : **Docket No. A-2022-3036626**
: **ELECTRONICALLY FILED**

CERTIFICATE OF SERVICE

I hereby certify that I served one (1) copy of the foregoing document in the above action, this day via electronic mail addressed to:

Karen Cummings, Esquire
Pennsylvania Department of Transportation
P.O. Box 8212
Harrisburg, PA 17105-8212
kcummings@pa.gov

Jeanette Uhl
Highway Design Manager
Engineering District 1-0
255 Elm Street
Oil City, PA 16301
juhl@pa.gov

William Sinick, Esquire
PA Public Utility Commission
Bureau of Investigation & Enforcement
400 North Street, 3rd Floor
Harrisburg, PA 17120
wilsinick@pa.gov

Mark Chappell, P.E., Chief
Bureau of Design Row & Utility Division
PennDOT
PO Box 3362
Harrisburg, PA 17105-3362
marchappel@pa.gov

Caroline Robelen, Esq.
Governor's Office of General Counsel
Pennsylvania Department of Transportation
400 North Street
Harrisburg, PA 17120
crobelen@pa.gov

Dan Leonard, PE
Grade Crossing Manager
PO Box 3362
400 North Street
Harrisburg, PA 17105
danleonard@pa.gov

Jillian Fellows
Pennsylvania Department of Transportation
PO Box 8212
Harrisburg, PA 17105
jfellows@pa.gov

Brian Shank, Chairperson
Erie County, County Commissioners
Erie County Courthouse, Room 114
140 West 6th Street
Erie, PA 16501
bshank@eriecountypa.gov

Chuck Nelson
Erie City Council President / Chairperson
104 Municipal Building
626 State Street
Erie, PA 16501
cnelson@erie.pa.us

Mat Kacprowicz
Velocity Net Communications, Inc.
PO Box 9008
Erie, PA 16505
Mat.kacprowicz@velocitynetwork.net

Eric Rodrigues
Verizon North LLC
20 East 10th Street
Erie, PA 16501
Eric.rodrigues@verizon.com

Chris Beyer
Pennsylvania Electric Company
5404 Evans Rd
P.O. Box 1101
Erie, Pa 16508
cbeyer@firstenergycorp.com

Daniel Banister
Charter Communications Cable Television
2904 State Road
Ashtabula, OH 44004
Daniel.Banister@charter.com

LeAnn Parmenter, City Engineer
Erie City Bureau of Sewer
626 State Street. Room 400
Erie, PA 16501
lparmenter@erie.pa.us

Craig Palmer, P.E
Erie Water Works
240 West 12th Street
Erie, PA 16501
cpalmer@eriewaterworks.org

Jason Fleek
National Fuel Gas Distribution Corp
1100 State Street
P.O. Box 2081
Erie, PA 16512
fleekj@natfuel.com

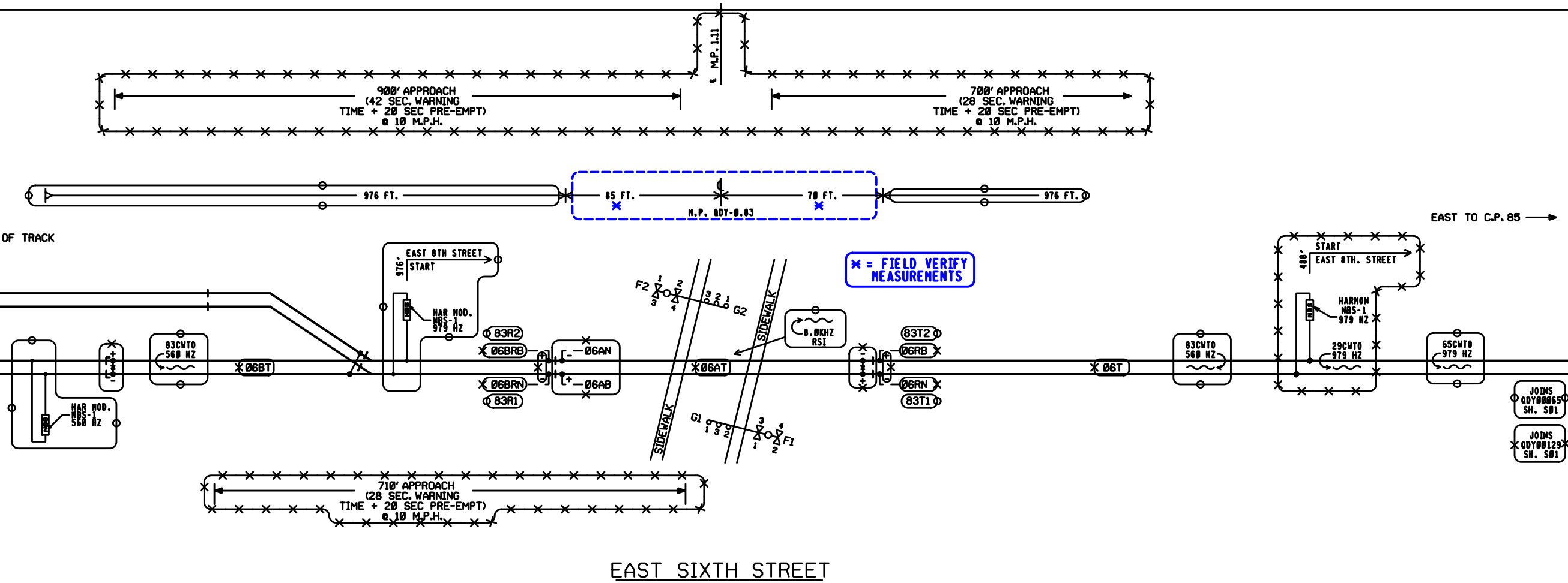
Timothy Sennett
Erie Sewer Authority
120 West 10th Street
Erie, PA 16501
tsennett@kmgslaw.com

Michael L. Swindler, Esq.
BI&E
400 North Street
PO Box 3265
Harrisburg, PA 17105
mswindler@pa.gov

/s/ Ijeoma Okereke

Ijeoma Okereke

Date: August 29, 2025



EAST SIXTH STREET

WARNING DEVICES TO BE INSTALLED IN ACCORDANCE WITH THE M.U.T.C.D. AAR/DOT *524137T

4X6 HOUSE CABLES

- ② (2) 2 COND. #6, TWISTED U.G. CABLES TO TRACKS
- 2 (17 COND. 2*6,8*9,7*14), U.G. CABLES TO GATES/FLASHERS
- 1 (5 COND. #14), U.G. CABLE TO TRAFFIC CONTROL
- 1 (3 COND. #2 W/GRND.), TO COMMERCIAL POWER SERVICE

--- = EXISTING

○ = NOTE

PRELIMINARY
PROGRESS
RAIL SERVICES

A Caterpillar Company DATE: 06-24-25
CSX # PA2021009 PRS/AMJ/SAF

⊗ = OUT
⊙ = IN

APPROACH LENGTHS TABLE		EASTBOUND TRACK 1 CWT	WESTBOUND TRACK 1 CWT
DC, AFO, TYPE C, MOTION, CWT, OR OTHER			
STANDARD MINIMUM WARNING TIME IN SECONDS		25	25
ROADWAY GATE TIME IN SECONDS		5	5
CLEARANCE TIME IN SECONDS		0	0
DOT TRAFFIC LIGHT SIMULTANEOUS PREEMPT TIME IN SECONDS*		0	0
PREScribed WARNING TIME FOR TRAINS AT TIME TABLE SPEED		30 SEC.	30 SEC.
DOT TRAFFIC LIGHT ADVANCE PREEMPT TIME IN SECONDS *		20	20
CONTROL EQUIPMENT DECISION TIME IN SECONDS		4	4
DESIGNED DETECTION TIME FOR TRAINS AT TIME TABLE SPEED		54 SEC.	54 SEC.
TIME TABLE MAXIMUM TRAIN SPEED IN MILES PER HOUR		10	10
BUFFER SPEED IN MILES PER HOUR		2.5	2.5
TOTAL WARNING SYSTEM DESIGN SPEED IN MILES PER HOUR		12.5	12.5
APPROACH DISTANCE TO ISLAND EDGE IN FEET		976	976
HALF WIDTH OF ISLAND IN FEET		85	70
APPROXIMATE MILE POSTS FOR APPROACH CIRCUIT		0.63	1.03

*AUTHORIZING AGENCY: PENN DOT
*DATE OF REQUIREMENT: 05-21-24
*AMOUNT OF TIME (SEC.): 20 SEC

REV	DATE	CKD BY
1	7-13-94	HEI
2	11-1-95	HEI

C&S CAD

CONRAIL

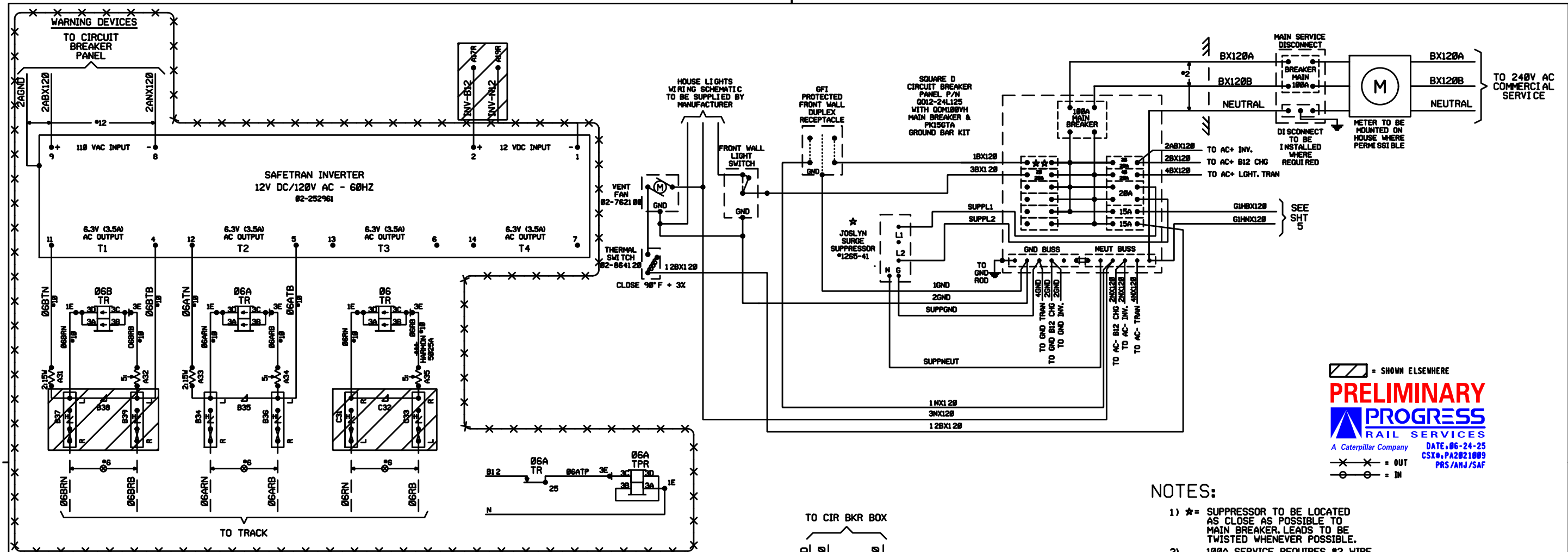
EAST SIXTH STREET ERIE, PENNSYLVANIA

HIGHWAY CROSSING LOCATION PLAN

ISSUE DATE: 09-16-98 3515-0011

REV. ③ 06-24-25 SHEET 2

② 05-17-02



PRELIMINARY
PROGRESS
 RAIL SERVICES
 A Caterpillar Company
 DATE: 06-24-25
 CSX# PA2021009
 PRS/ANJ/SAF

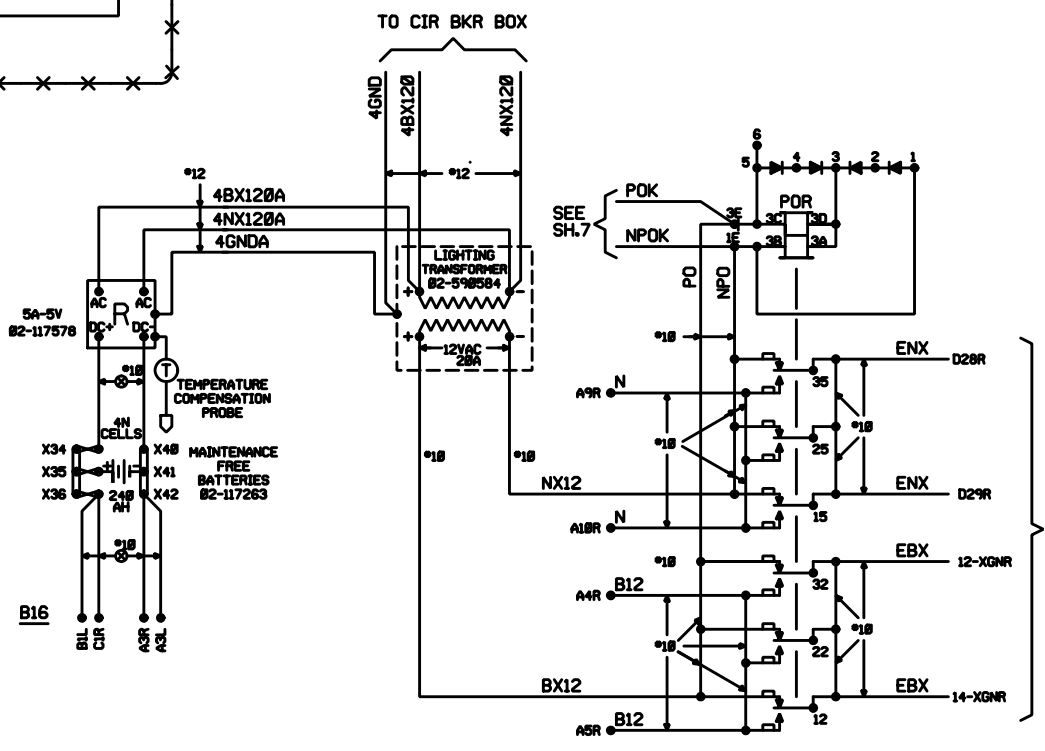
NOTES:

- 1) * = SUPPRESSOR TO BE LOCATED AS CLOSE AS POSSIBLE TO MAIN BREAKER. LEADS TO BE TWISTED WHENEVER POSSIBLE.
- 2) 100A SERVICE REQUIRES #2 WIRE. 60A SERVICE REQUIRES #6 WIRE.
- 3) ALL AC POWER WIRING TO BE IN CONDUIT.
- 4) MAXIMUM BREAKER LOAD NOT TO EXCEED 80% OF RATING (IE. 20A BREAKER GOOD FOR 16A).
- 5) Δ = 20A CIRCUIT BREAKER RESERVED FOR COMMUNICATIONS.
- 6) 480V AC POWER SOURCE MUST BE PROTECTED BY 30A FUSING AT FEED END.
- 7) LINE SERVICE DISCONNECT DOES NOT KILL LOCATION POWER. SHOP TO PROVIDE WARNING LABEL.
- 8) ** = 20A GFI BREAKER

⊗ = TWISTED PAIR

REV	DATE	CKD BY
1	7-13-94	HEI
2	11-1-95	HEI

C&S CAD



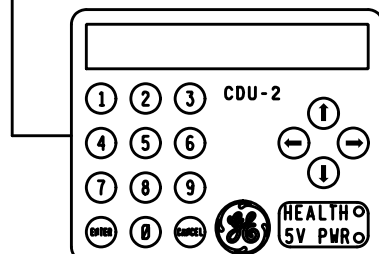
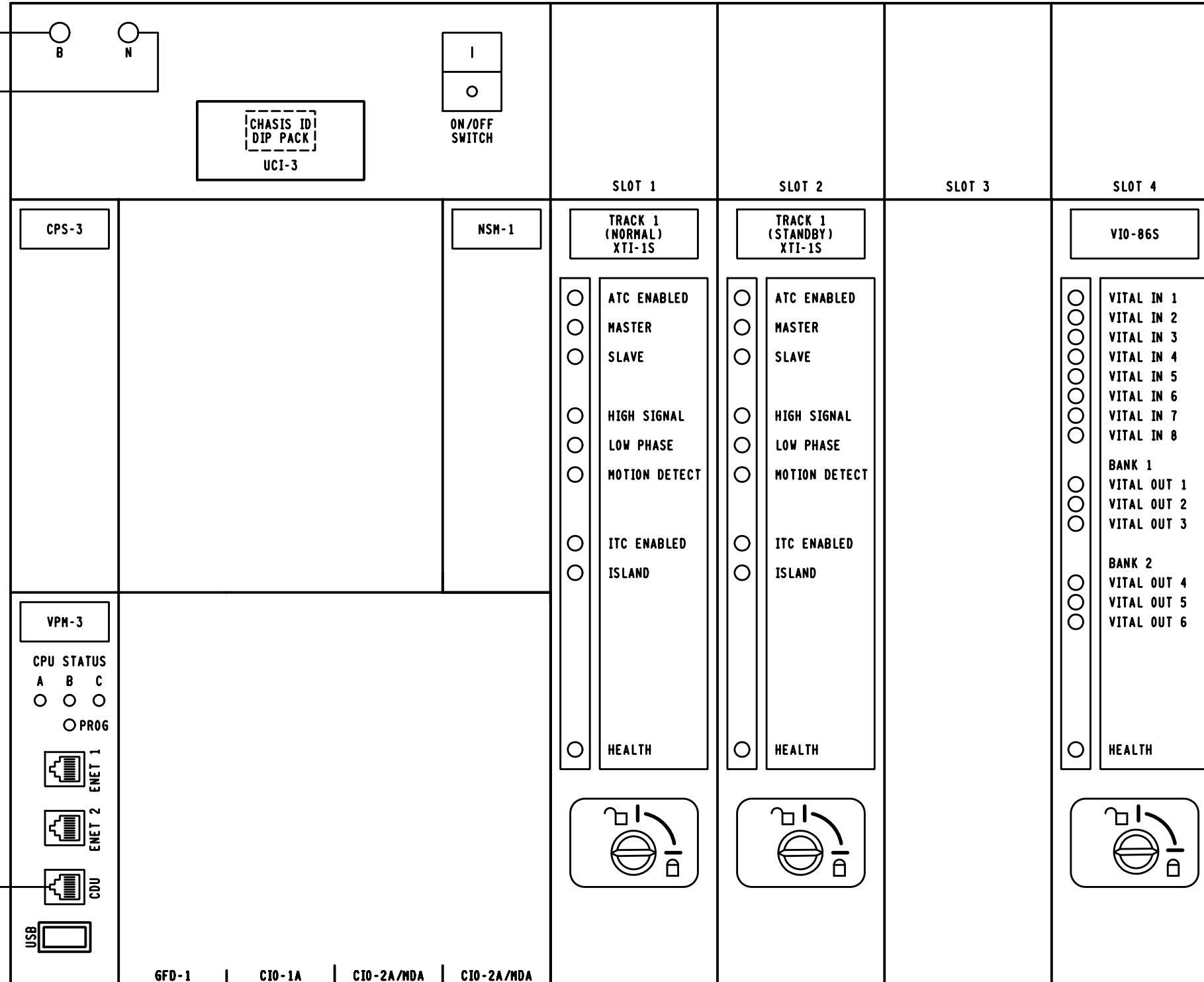
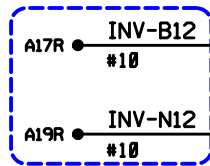
CONRAIL

EAST SIXTH STREET ERIE, PENNSYLVANIA

HIGHWAY CROSSING
POWER DISTRIBUTION

ISSUE DATE: 09-16-98	3515-0011
REV. 30	06-24-25
05-17-02	SHEET 3

83CWU



PRELIMINARY

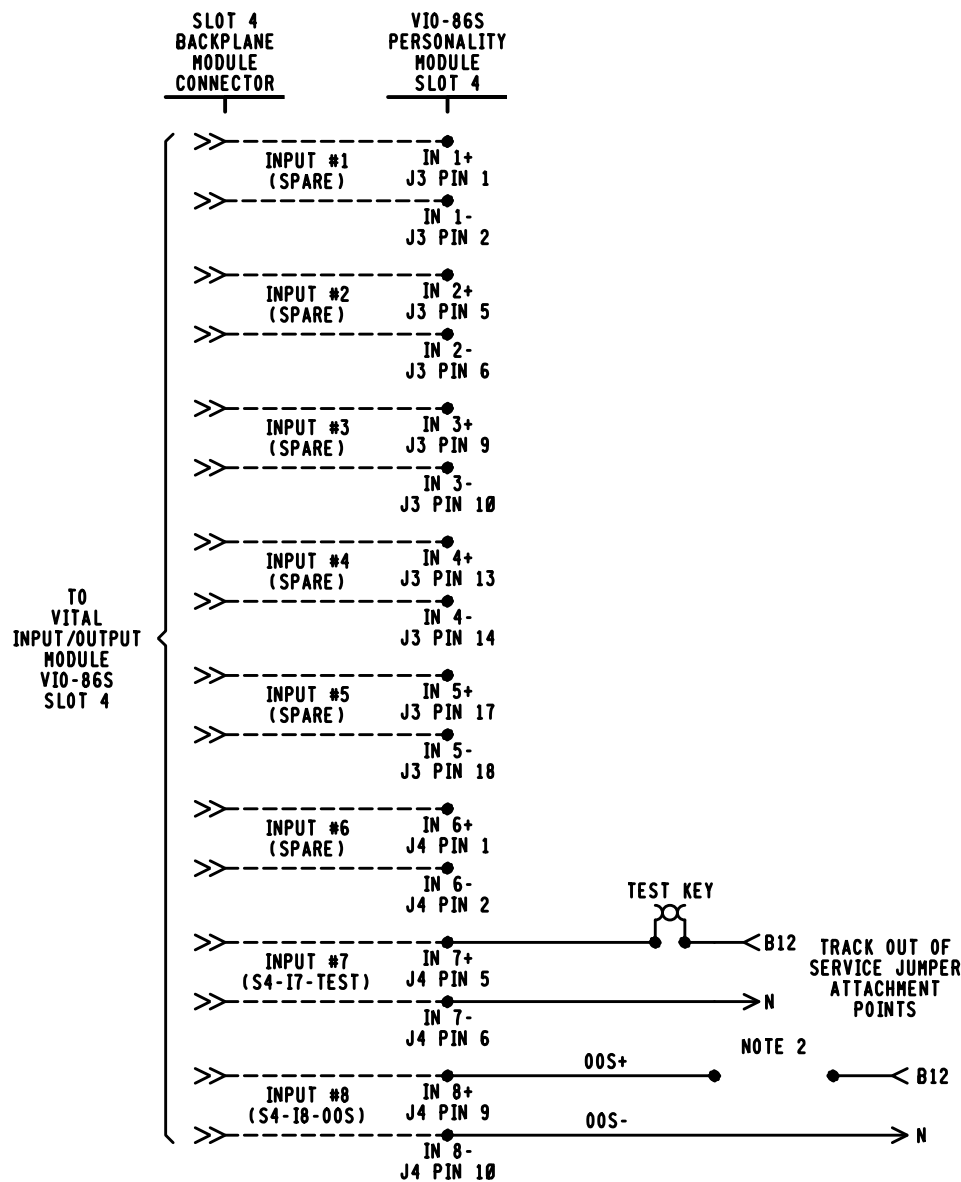
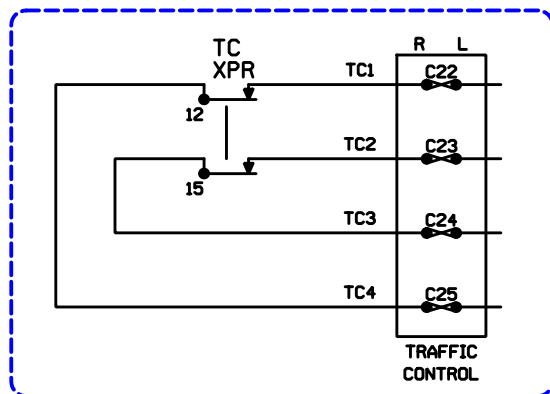
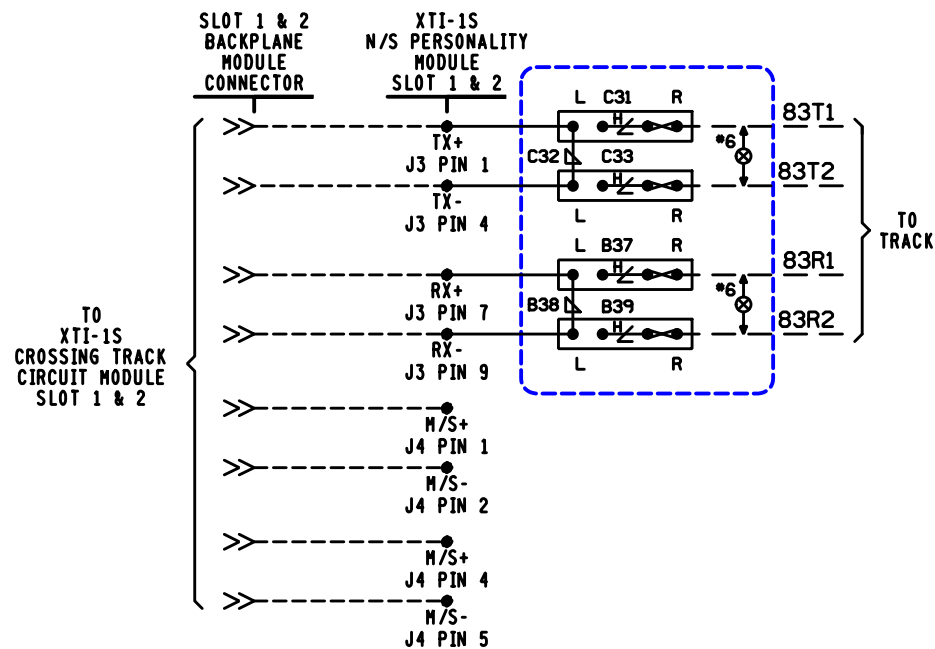
PROGRESS
RAIL SERVICES

A Caterpillar Company DATE: 06-24-25
CSX# PA2021009 PRS/AMJ/SAF

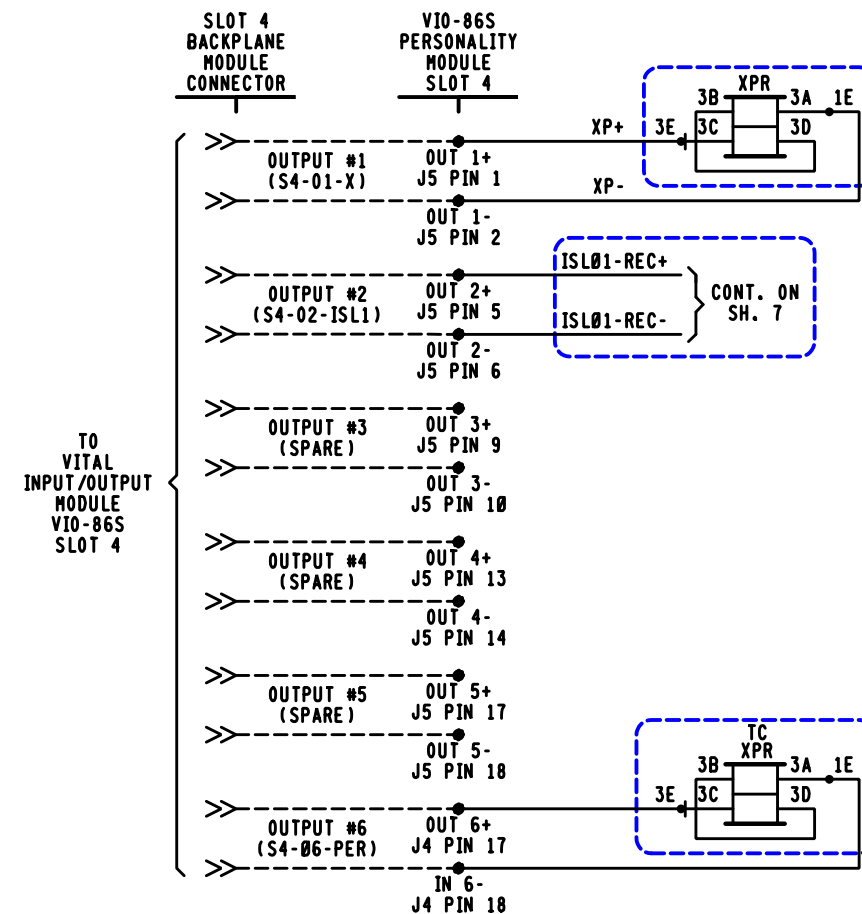
NEW WORK

 RAIL TRANSPORT GROUP ENGINEERING COMMUNICATIONS AND SIGNALS			
EAST 6TH ST. 524137T			
ELECTROLOGIXS XP4 MODULE LAYOUT ERIE, PA H.P. QDY-0.83			
DESIGNED PRS/AMJ	DIGITIZED PRS/AMJ	CHECKED PRS/SAF	DATE 06-24-25
DESIGN DATE 06-24-25	REV. NO. 3	DRAWING -----	SHEET NO -----
		FILE QDY00083	SHEET 4

DESIGN DATE 06-24-25	REV. NO. 3	DRAWING -----	SHEET NO -----	FILE QDY00083	SHEET 4
-------------------------	---------------	------------------	-------------------	------------------	------------



SLOT 4 I/O	
INPUT 1	(SPARE)
INPUT 2	(SPARE)
INPUT 3	(SPARE)
INPUT 4	(SPARE)
INPUT 5	(SPARE)
INPUT 6	(SPARE)
INPUT 7	CROSSING ACTIVATION TEST
INPUT 8	OUT OF SERVICE JUMPER INPUT (OOS)
OUTPUT 1	X OUTPUT
OUTPUT 2	ISL01 OUTPUT
OUTPUT 3	(SPARE)
OUTPUT 4	(SPARE)
OUTPUT 5	(SPARE)
OUTPUT 6	TRAFFIC SIGNAL PREEMPTION OUTPUT



= EXISTING
PRELIMINARY
PROGRESS
 RAIL SERVICES
 A Caterpillar Company
NEW WORK

NOTES
 1. ALL WIRE THIS SHEET #16 AWG UNLESS NOTED.
 2. APPROACH DISABLE JUMPER INPUT. THIS INPUT IS USED IN COMBINATION WITH THE SOFT APPROACH DISABLE ACCESSED THROUGH THE CDU-2 KEYPAD. BOTH BITS MUST BE HIGH TO DISABLE AN APPROACH. THE OPERATOR IS SOLELY RESPONSIBLE FOR CROSSING PROTECTION WHEN THE APPROACH DISABLE FUNCTION IS ACTIVATED.

RAIL TRANSPORT GROUP ENGINEERING
COMMUNICATIONS AND SIGNALS
EAST 6TH ST. 524137T
 XP4 CROSSING DETECTION AND I/O CIRCUITS
 ERIE, PA H.P. QDY-0.83

DESIGNED PRS/AMJ	DIGITIZED PRS/AMJ	CHECKED PRS/SAF	DATE 06-24-25
DESIGN DATE 06-24-25	REV. NO. 3	DRAWING -----	SHEET NO -----
FILE QDY00083	SHEET 4A		

DESIGN DATE 06-24-25	REV. NO. 3	DRAWING -----	SHEET NO -----	FILE QDY00083	SHEET 4A
-------------------------	---------------	------------------	-------------------	------------------	-------------

✖ = FIELD TO PROVIDE ON A.I.S.

SITE SPECIFIC MDR DESCRIPTIONS AND SETTINGS			
NAME	MDR1	MDR2	
FUNCTION	XR	PER	
WARNING TIME	30	50	
CW/MD	CW	CW	
AP TIME(PREEMPT)	20	NA	
CWE-WT	80	80	
AUX RECOVERY DELAY	NA	NA	
TRACK	TK 1	TK 1	
TRACK ASSIGNED	ASSIGNED	ASSIGNED	
OFFSET DISTANCE	0'	0'	
MD RESTART	0*	0*	
SUDDEN SHUNT ZONE	0*	0*	
POSITIVE START	PSEN	DISABLE	DISABLE
	PSRX	NA	NA
	PST	NA	NA
POST JOINT DETECT	PJEN	ENABLE	ENABLE
	PJRX	15	15
	PJDT	15	15
CLEAR JOINT LOS	CJ-LOS MODE	STANDARD	STANDARD
	CJ-LOS RX	15	15
	CJ-LOS TIME	99	99

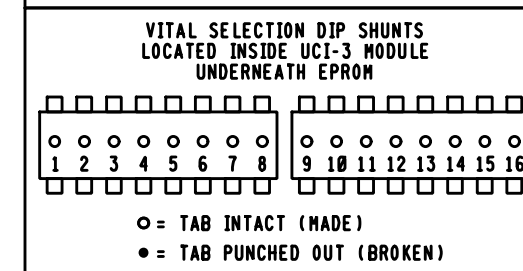
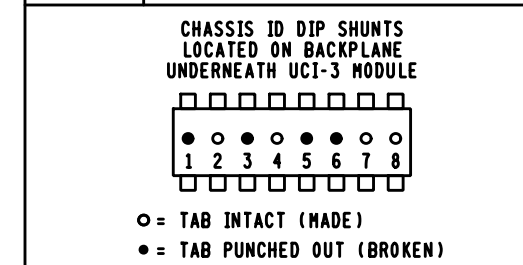
BASIC TRACK SETUP	
	TRACK 1
FREQUENCY	560 HZ
MASTER/SLAVE	MASTER
RX ADJUST	100 *
TCA	*
DIRECTION MODE	BI
LIA	*
ADVANCED APPROACH	*
NBS COMP RX	*
TRK ISLAND ASSIGN	ISL1
APPROACH LENGTH	976'
AUTO RX	ENABLE

ADVANCED TRACK SETUP		
	TRACK 1	
MOTION DET TIMER	MDEN	DISABLE
	MDTT	10 MIN
FALSE SHUNT	FSEN	DISABLE
	FSRX	NA
APPROACH RELEASE	FST	NA
	AREN	DISABLE
	ARRX	NA
	ART	NA
LOS TIME	16 SEC	
IJ-LOS TIME	5 SEC	
NRML*SHRT*VRYSHRT	*	

ISLAND SETUP	
	TRACK 1
ENABLE/DISABLE	ENABLE
FREQUENCY	8.0 KHZ
LOSS OF SHUNT	2 SEC.
FAULT DELAY	2

VPM3 ETHERNET SETUP	
	IP ADDRESS
ETHERNET PORT 1 (TOP)	192.168.0.11
ETHERNET PORT 2 (BOTTOM)	192.168.1.12

APPLICATION SOFTWARE INFORMATION	
NAME	524137T_0.83
REV.	1.0
CHECKSUM	XXXX ✖
CRC	XXXX ✖
CH. I.D.	83



VITAL SELECTION DIP SHUNTS		
#	NAME	STATE
1	NA	INTACT (NOT USED)
2	NA	INTACT (NOT USED)
3	NA	INTACT (NOT USED)
4	NA	INTACT (NOT USED)
5	NA	INTACT (NOT USED)
6	NA	INTACT (NOT USED)
7	NA	INTACT (NOT USED)
8	NA	INTACT (NOT USED)
9	NA	INTACT (NOT USED)
10	NA	INTACT (NOT USED)
11	NA	INTACT (NOT USED)
12	NA	INTACT (NOT USED)
13	NA	INTACT (NOT USED)
14	NA	INTACT (NOT USED)
15	NA	INTACT (NOT USED)
16	NA	INTACT (NOT USED)

NOTES:
= FIELD ADJUSTMENT
NA = NOT APPLICABLE

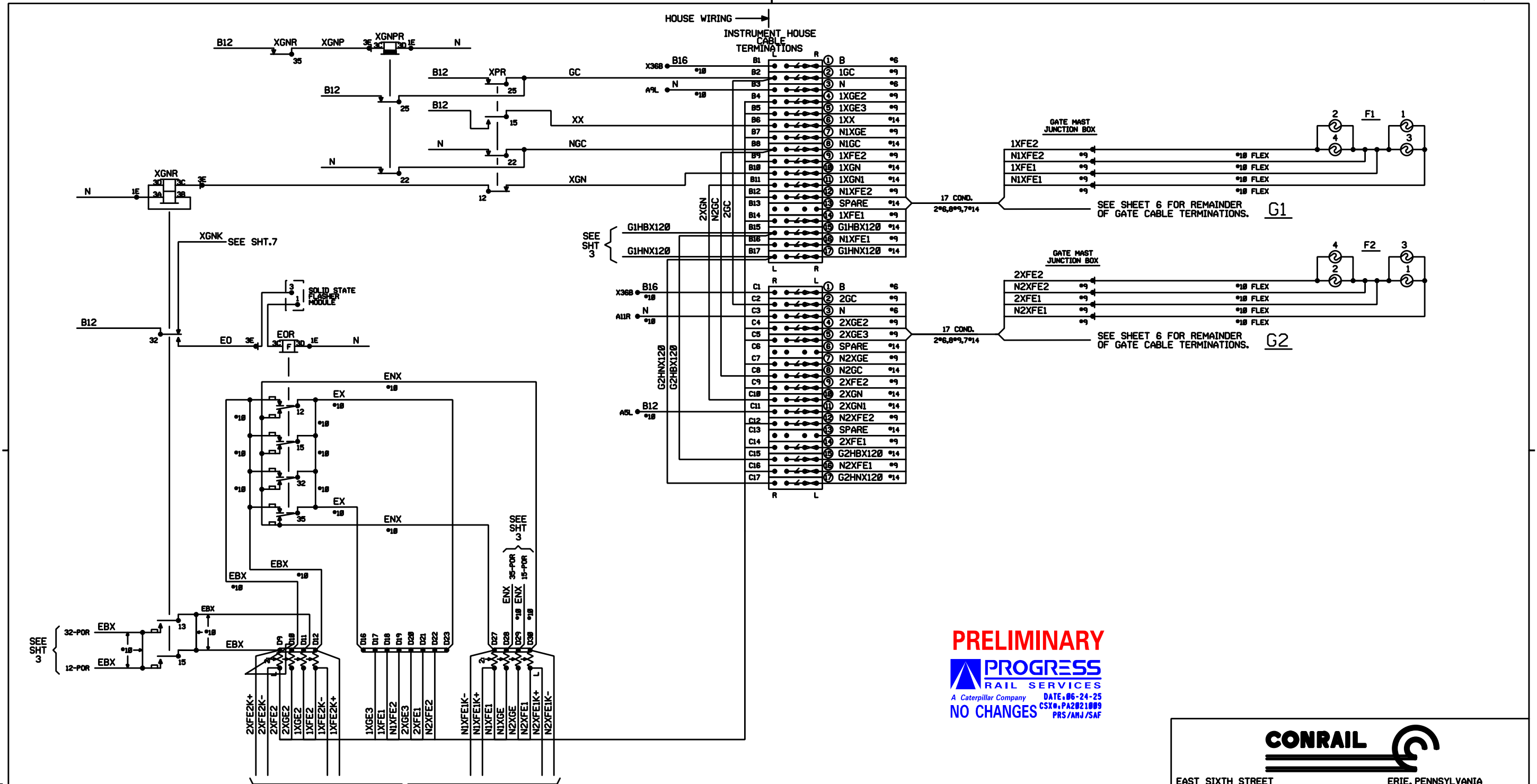
○ = NOTE
PRELIMINARY
PROGRESS
RAIL SERVICES
A Caterpillar Company DATE: 06-24-25
NEW WORK CSX#: PA2021009 PRS/AMJ/SAF

CSX TRANSPORTATION
RAIL TRANSPORT GROUP ENGINEERING
COMMUNICATIONS AND SIGNALS

EAST 6TH ST. 524137T

XP4 SETUP INFORMATION
ERIE, PA H.P. QDY-0.83

DESIGNED PRS/AMJ	DIGITIZED PRS/AMJ	CHECKED PRS/SAF	DATE 06-24-25
DESIGN DATE 06-24-25	REV. NO. 3	DRAWING -----	SHEET NO -----
		FILE QDY00083	SHEET 4B

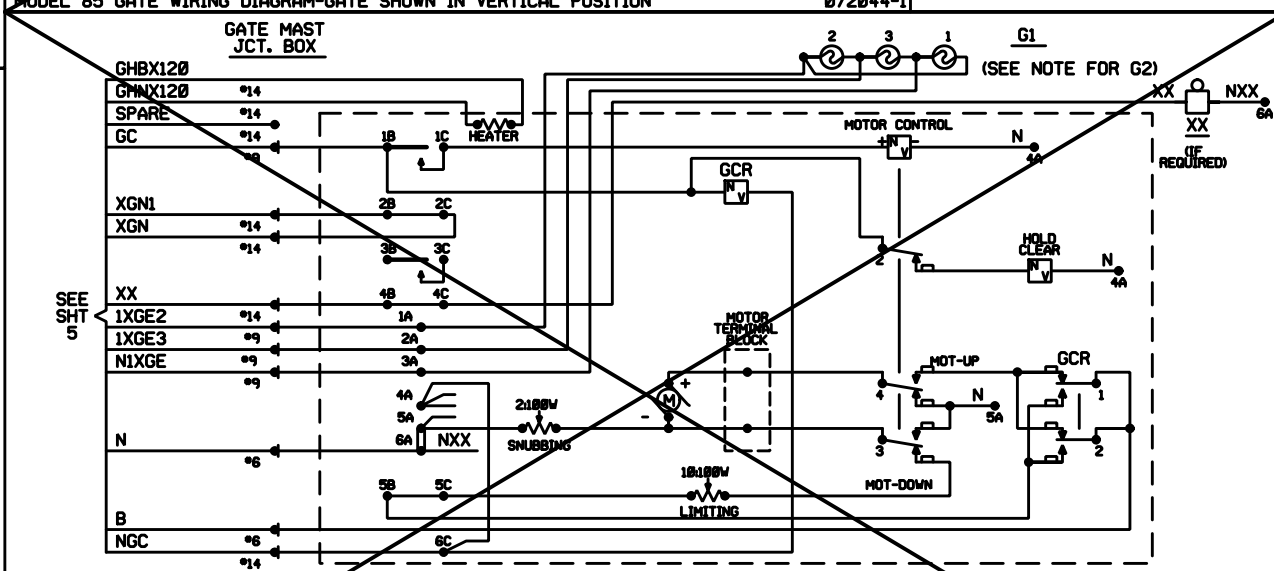
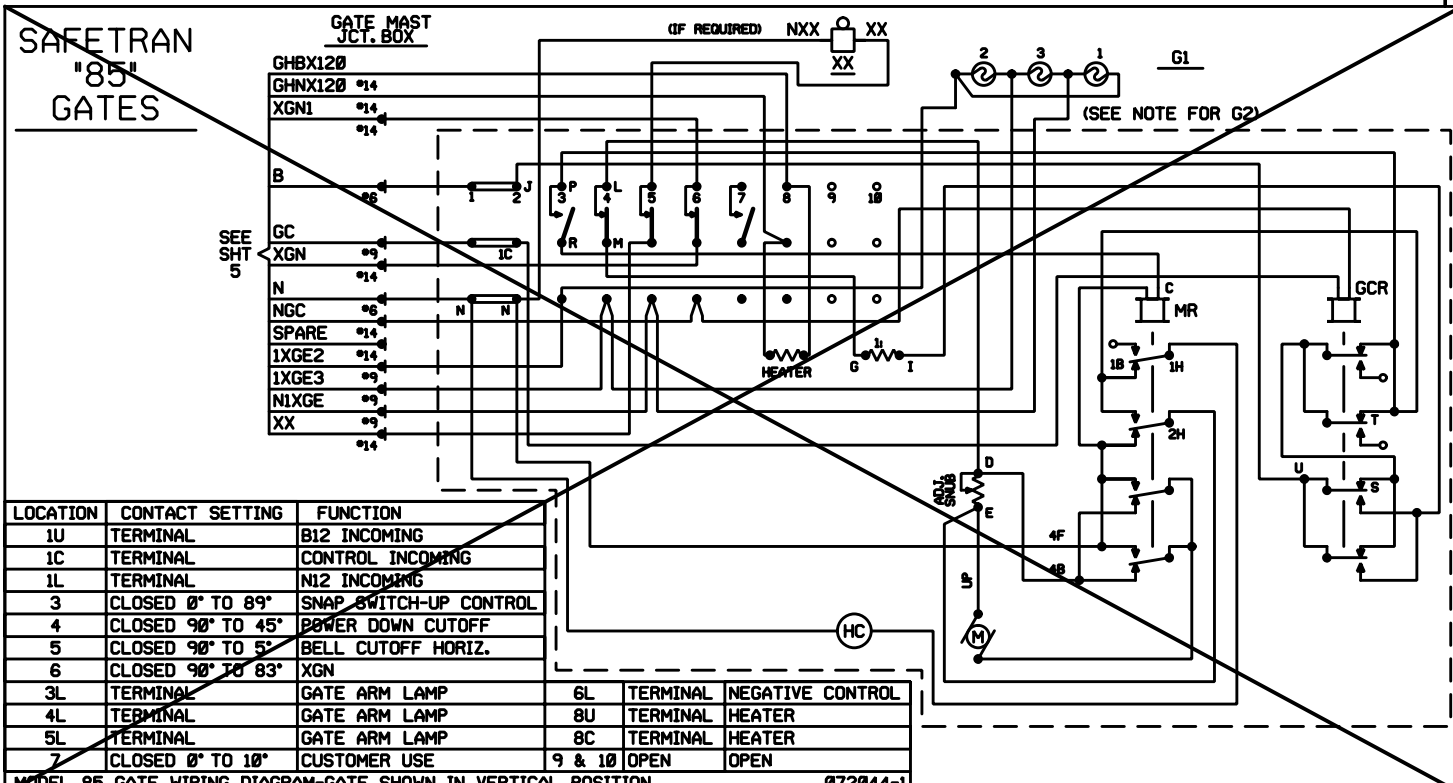


PRELIMINARY
PROGRESS
 RAIL SERVICES
 A Caterpillar Company DATE: 06-24-25
 NO CHANGES CSX#: PA2021009
 PRS/ANJ/SAF

CONRAIL
 EAST SIXTH STREET ERIE, PENNSYLVANIA
 HIGHWAY CROSSING
 GATE CONTROL, LIGHTING CIRCUITS
 AND CABLE TERMINATIONS
 ISSUE DATE: 09-16-98 3515-0011
 REV. 1 05-05-99 SHEET 5

FIELD FORCE TO INDICATE TYPE
 OF GATE MECHANISM INSTALLED
 MANUFACTURER W- C- HAYES
 MODEL NAME OR NO. 3593B
 NUMBER OF BELLS ONE
 (SEE SHEET 6 FOR TYPICAL MECHANISMS)

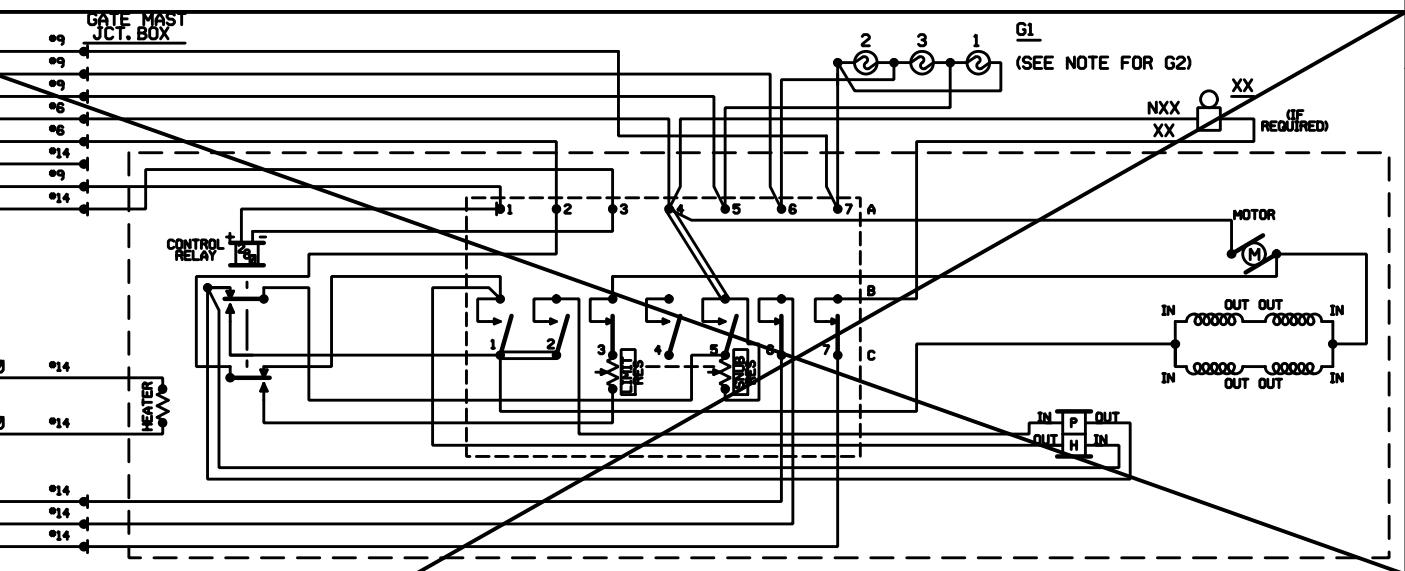
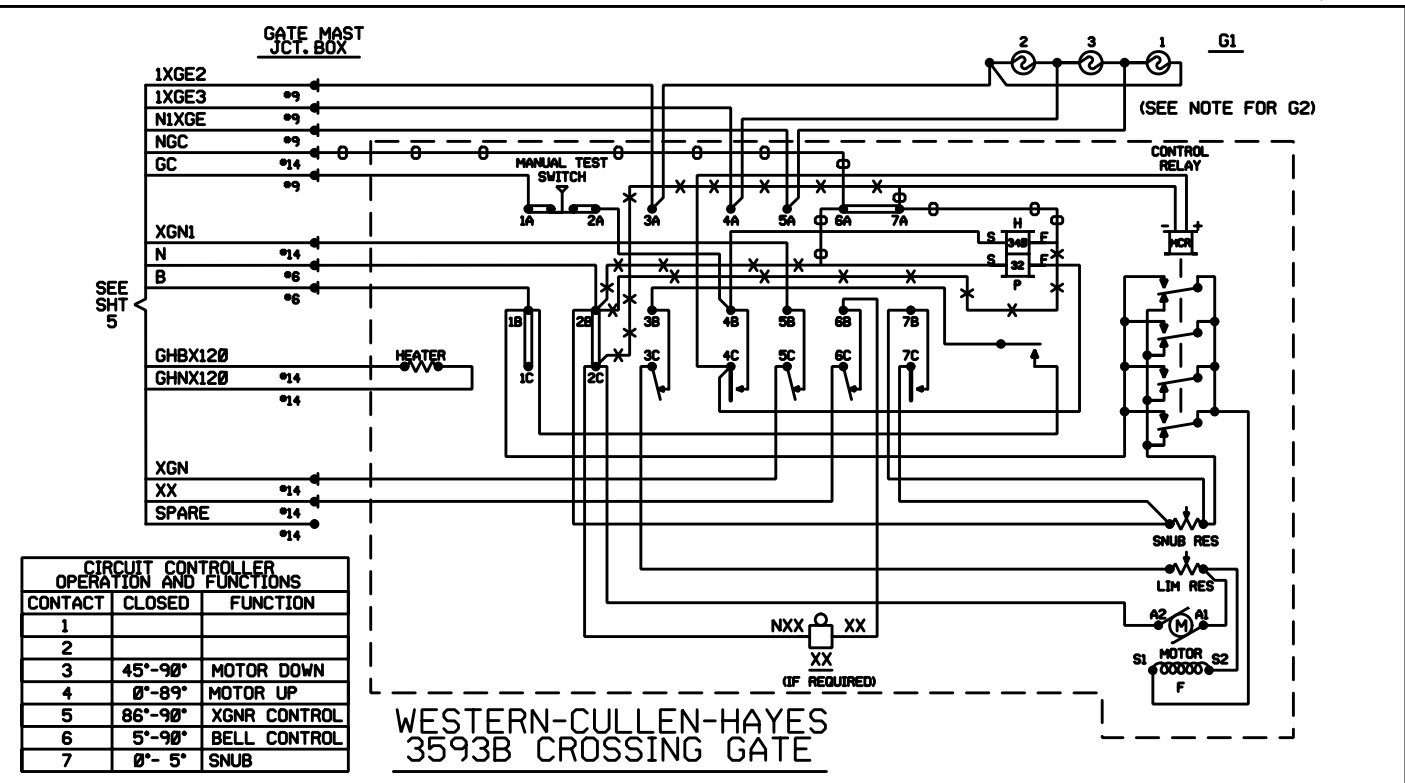
REV	DATE	CKD BY
1	7-13-94	HEI
2	11-1-95	HEI



CONTACT	CONTACT CLOSED	CAM DRIVES CONTACT	CONTACT FUNCTION
1B-1C	0°-8° UP	CLOSED	TO CUT OFF MOTOR AFTER GATE HAS CLEARED
2B-2C	83°-0° DOWN	CLOSED	CONTROL XGN RELAY
3B-3C	0°-10°	CLOSED	SPARE
4B-4C	5°-93°	OPEN	TO OPEN BELL CIRCUIT WHEN ARM IS HORIZONTAL
5B-5C	46°-93°	OPEN	TO OPEN MOTOR DOWN CIRCUIT

MODEL 75
WABCO GATE
MECHANISMS
N451483-0101

PRELIMINARY
PROGRESS
RAIL SERVICES
A Caterpillar Company
DATE: 06-24-25
NO CHANGES
CSX # PAZ021009
PRS/ARJ/SAP



CONTACT SPACE NO.	CLEARING		DESCENDING		FUNCTION OF CONTACT
	CLOSES	OPENS	CLOSES	OPENS	
1	--	88°	78°	--	UP MOTOR CUT-OUT
2	76°	85°	85°	76°	HOLD CLEAR CONTROL
3	--	--	--	--	DOWN MOTOR CUT-OUT
4	--	5°	5°	--	SPARE
5	--	5°	5°	--	SNUB RESISTOR SHUNT
6	85°	--	--	85°	XGNR CONTROL
7	6°	--	--	6°	BELL CONTROL

CONRAIL

EAST SIXTH STREET
ERIE, PENNSYLVANIA

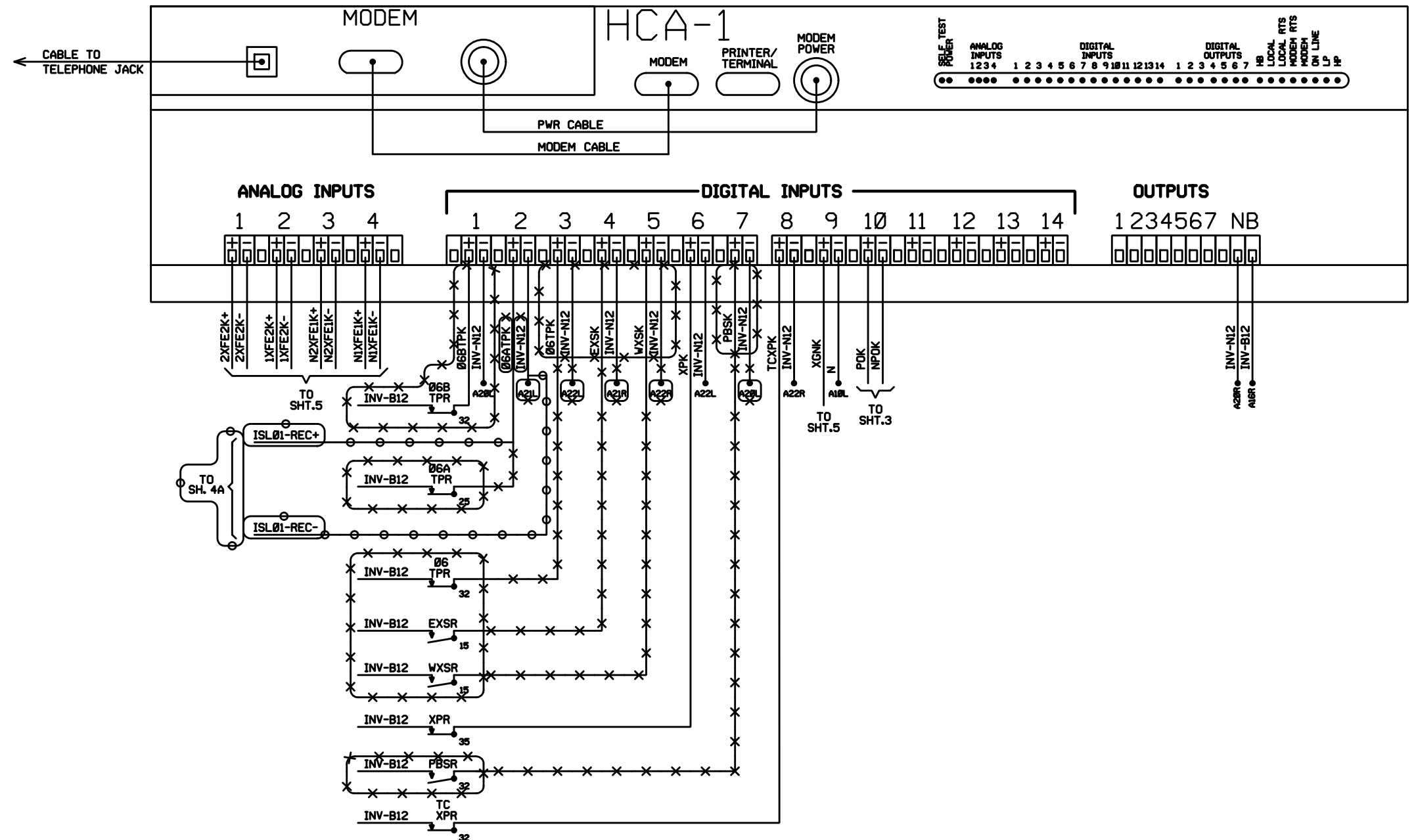
HIGHWAY CROSSING
GATE MECHANISM TYPICALS

ISSUE DATE: 09-16-98
REV. 1
05-05-99
SHEET 6

3515-0011

REV	DATE	CKD BY
1	7-13-94	HEI
2	11-1-95	HEI

C&S CAD



REV	DATE	CKD BY
1	7-13-94	HEI
2	11-1-95	HEI

C&S CAD

PRELIMINARY
PROGRESS
 RAIL SERVICES
 A Caterpillar Company
 DATE: 06-24-95
 CSX # PA2021009
 PRS/AMJ/SAF

CONRAIL

EAST SIXTH STREET ERIE, PENNSYLVANIA

HIGHWAY CROSSING
 HARMON HIGHWAY CROSSING ANALYZER
 CIRCUITS

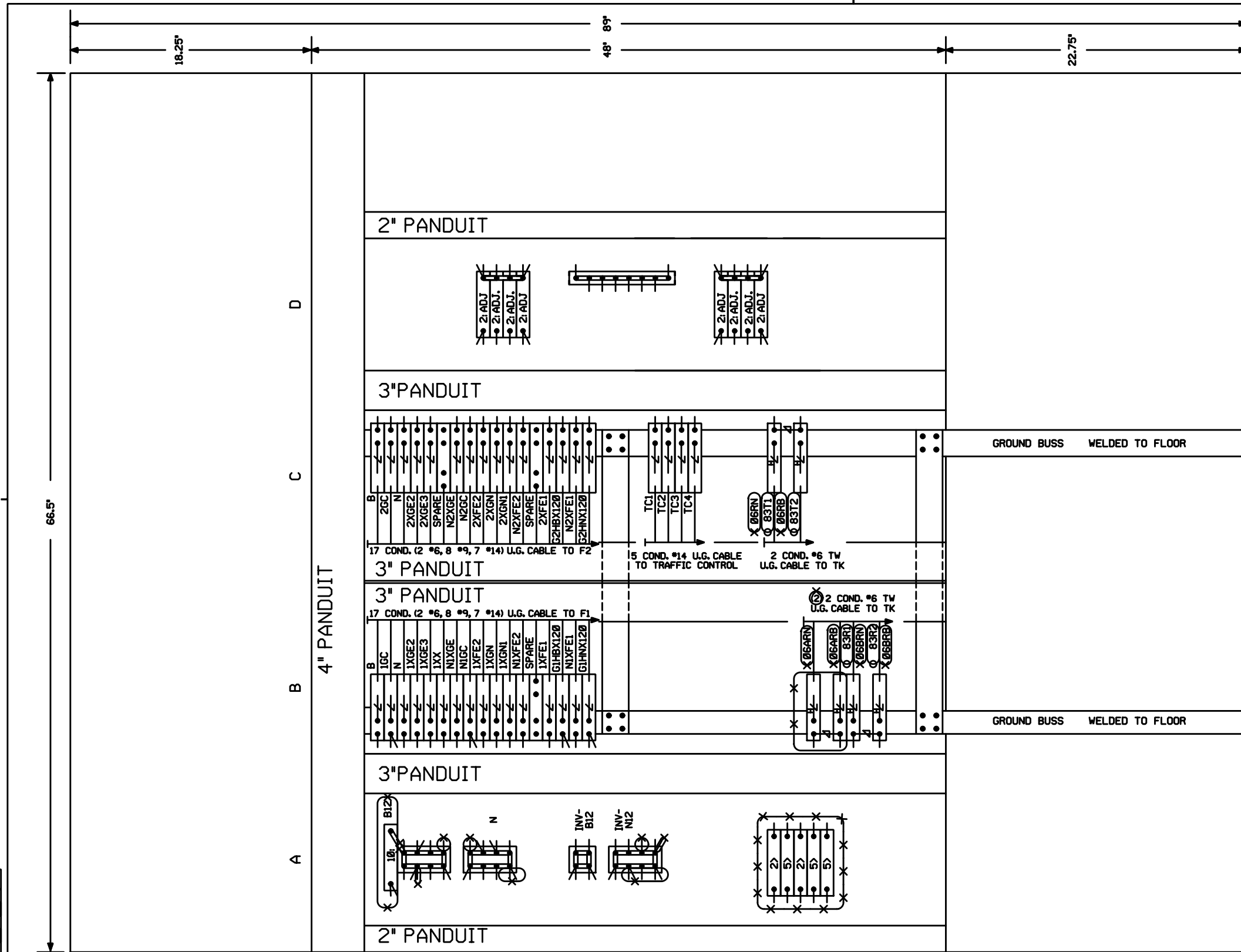
ISSUE DATE: 09-16-98 3515-0011

REV. 30 06-24-95 SHEET 7

05-05-99 X

REV	DATE	CKD BY
1	5-21-91	ELE
1	5-21-91	RAK
2	7-12-93	HEI
3	2-1-94	HEI
4	11-1-95	HEI

C&S CAD



- NOTES:**
- 1: ADJ.
 - 2: ADJ.
 - 10: FIXED
 - 500: FIXED
- 02-425799 - RESISTOR
02-425807 - RESISTOR
02-423588 - RESISTOR
02-423711 - RESISTOR
02-036133 - 4 POST PORCELAIN BASE
02-050753 - TERMINAL BLOCK FOR EQUALIZER
02-048757 - TERMINAL STRIP
02-150009 - BUSS LINK
02-286662 - TEST LINK ASSEMBLY
02-023316 - ARRESTOR, HEAVY DUTY
02-025565 - ARRESTOR
02-197960 - EQUALIZER
- GROUND CONNECTION TO BE IN ACCORDANCE WITH STANDARD PLAN CS-9001-A
- ▲ = TEMPORARY JUMPER TO BE REMOVED WHEN GATES ARE ADDED.

PRELIMINARY
PROGRESS
RAIL SERVICES
A Caterpillar Company
DATE: 06-24-25
CSX # PA2021009
PRS / ARJ / SAF

CONRAIL
EAST SIXTH STREET
ERIE, PENNSYLVANIA
HIGHWAY CROSSING
TERMINAL BOARD ARRANGEMENT

ISSUE DATE: 09-16-98	3515-0011
REV. 30	06-24-25
SHEET 10	

05-17-02 X

REVISIONS				
REV. NO.	PROJECT NO.	DESIGN DATE	IN SERVICE DATE	REVISION DATE
1	PA1999074A PA1999074B PA1999075A PA2002030 PA2002031 PA2002032	-----	-----	06-14-05
2	PA2021009	06-24-25		

TO BE COMPLETED ON A.I.S.

INDEX CONTENTS

SH. NO.	CONTENTS	REVISION NO.								
		1	2	3	4	5	6	7	8	9
I01	INDEX AND REVISIONS	⊗	⊗							
S01	TRACK AND SIGNAL PLAN	⊗	⊗							
E01	POWER DISTRIBUTION	⊗	⊗							
E02	ELECTROLOGIXS XP4 MODULE LAYOUT	⊗	⊗							
C01	XP4 CROSSING DETECTION AND I/O CIRCUITS	⊗	⊗							
C02	XP4 SETUP INFORMATION	⊗	⊗							
C03	CROSSING WARNING DEVICE CIRCUITRY	⊗	⊗							
C04	HAWK RECORDER CIRCUITS	⊗	⊗							
C05	HAWK RECORDER PROGRAM	⊗	⊗							

⊗ = PLANS SENT TO FIELD (DISTRIBUTED)
 ⊗ = PLANS AS-IN-SERVICED (UP TO DATE)

C01	CROSSING DETECTION CIRCUITRY	⊗								
C02	DETECTION DEVICE PROGRAM	⊗								

○ = NOTE
PRELIMINARY
PROGRESS
 RAIL SERVICES
 A Caterpillar Company
 DATE: 06-24-25
 CSX#: PA2021009
 PRS/AMJ/SAF

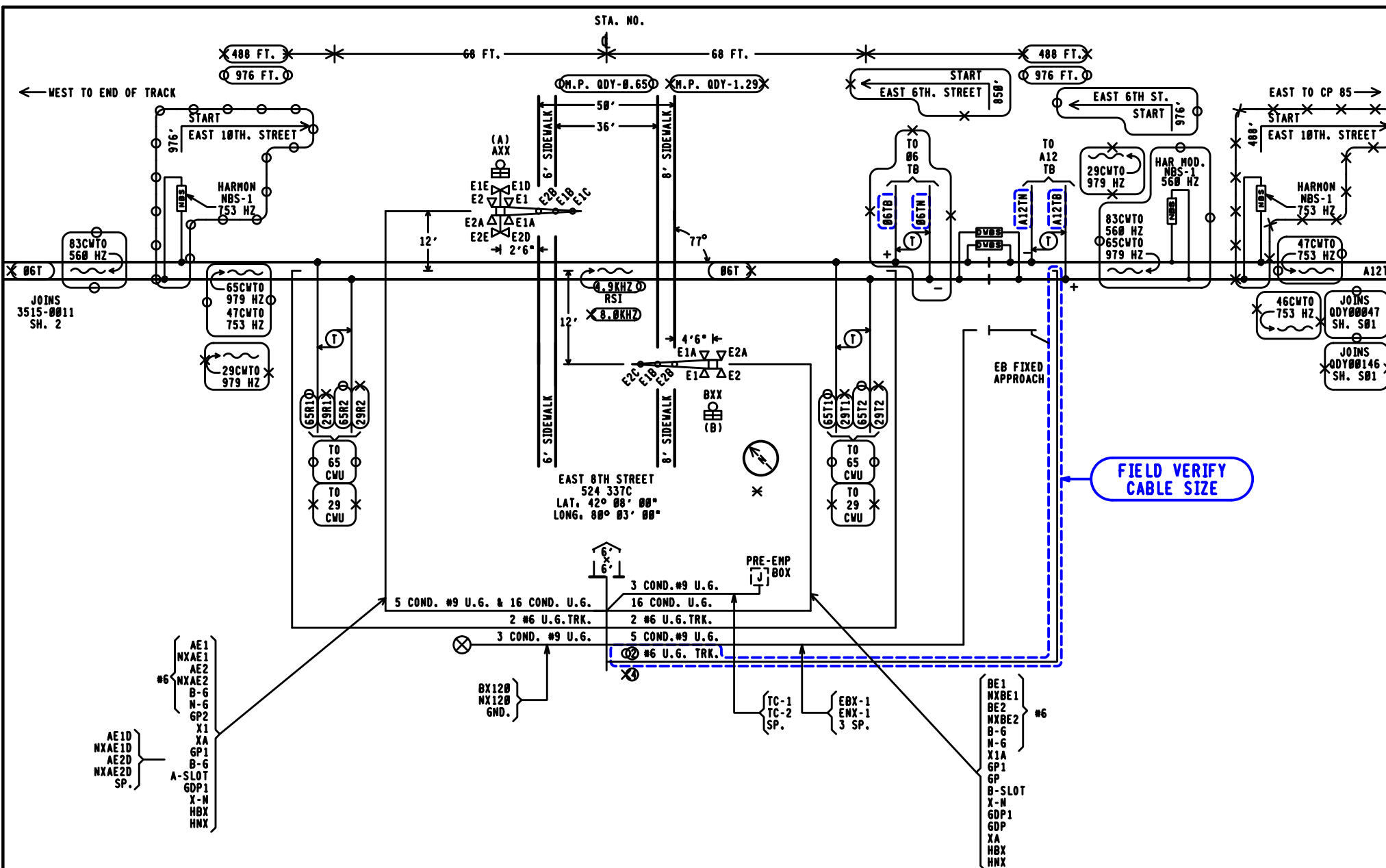
* CP-2 TO CP-97 *

EAST 8TH STREET 524 337C HP. QDY-1.29

CSX TRANSPORTATION
 RAIL TRANSPORT GROUP ENGINEERING
 COMMUNICATIONS AND SIGNALS

EAST 8TH STREET 524337C
 ERIE YARD INDUSTRIAL TRACK
 INDEX AND REVISIONS
 ERIE, PA HP. QDY-0.65

DESIGNED GET/MPB	DIGITIZED GET/CSM	CHECKED GET/FAP	DATE 05-17-02
DRAWING 3515-0013	SHEET NO 1	NEXT SH 1-1	NEXT FILE QDY00065
			FILE QDY00065
			SHEET 101



REVISIONS

06-14-05 GET PA1999074A, PA1999074B, PA1999075A, PA2002030, PA2002031 & PA2002032

- AE1
- NXAE1
- AE2
- NXAE2
- B-6
- N-6
- GP2
- X1
- XA
- GP1
- B-6
- A-SLOT
- GDP1
- X-M
- HDX
- HNX

- BE1
- NXBE1
- BE2
- NXBE2
- B-6
- N-6
- X1A
- GP1
- GP
- B-SLOT
- X-M
- GDP1
- GDP
- XA
- HDX
- HNX

APPROACH LENGTHS TABLE	WESTWARD		EASTWARD
	EASTBOUND TRACK 1	WESTBOUND TRACK 1	
DC, AFO, TYPE C, MOTION, CWT, OR OTHER	0 CVT	0 CVT	NOT X
STANDARD MINIMUM WARNING TIME	025	025	20 X
ROADWAY GATE TIME	5	5	
CLEARANCE TIME	0	0	
DOT TRAFFIC LIGHT SIMULTANEOUS PREEMPT TIME *	0	0	
DESIGNED WARNING TIME FOR TRAINS AT TIME TABLE SPEED	030	030	25 X
DOT TRAFFIC LIGHT ADVANCE PREEMPT TIME *	020	020	0 X
CONTROL EQUIPMENT DECISION TIME	04	04	2 X
DESIGNED DETECTION TIME FOR TRAINS AT TIME TABLE SPEED	054	054	27 X
TIME TABLE MAXIMUM TRAIN SPEED IN MILES PER HOUR	10	10	
BUFFER SPEED IN MILES PER HOUR	2.5	2.5	
TOTAL WARNING SYSTEM DESIGN SPEED	12.5	12.5	
APPROACH DISTANCE TO ISLAND EDGE IN FEET	0976	0976	488 X
HALF WIDTH OF ISLAND IN FEET	68	68	
APPROXIMATE MILE POSTS FOR APPROACH CIRCUIT	08.85	08.45	

* AUTHORIZING AGENCY: PENN DOT

* DATE OF REQUIREMENT: 05-21-24

* AMOUNT OF TIME (SEC.): 20 SEC

- NOTE: 1. 20 WATT BULBS ON GATE ARMS. ALL OTHERS TO BE 25 WATT BULBS.
2. GATE LENGTH (A) 38' (B) 35'
3. * = LOCATION OF HOUSE
4. N = APPROXIMATE COMPASS NORTH.
5. THE TRANSMITTER LEADS FOR MOTION OR PREDICTOR EQUIPMENT SHOULD BE CONNECTED ON THE BUNGALOW OR SHORT LEAD SIDE OF THE CROSSING.
6. ISLAND TRACK LEADS SHOULD BE CONNECTED 50 FEET FROM ROAD EDGE BUT ON NARROW ROADS (20' OR LESS) ISLAND LENGTH SHALL BE 120 FEET.
7. WARNING SYSTEM APPROACH CIRCUIT DISTANCES ARE TO BE MEASURED FROM THE ISLAND TRACK CONNECTIONS.

○ = NOTE

--- = EXISTING

PRELIMINARY

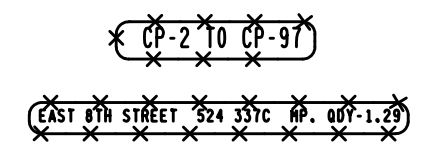
PROGRESS

RAIL SERVICES

A Caterpillar Company DATE: 06-24-25 CSX# PA2021009 PRS/ANJ/SAF

X-X = OUT

○-○ = IN



CSX TRANSPORTATION

RAIL TRANSPORT GROUP ENGINEERING COMMUNICATIONS AND SIGNALS

EAST 8TH STREET 524337C

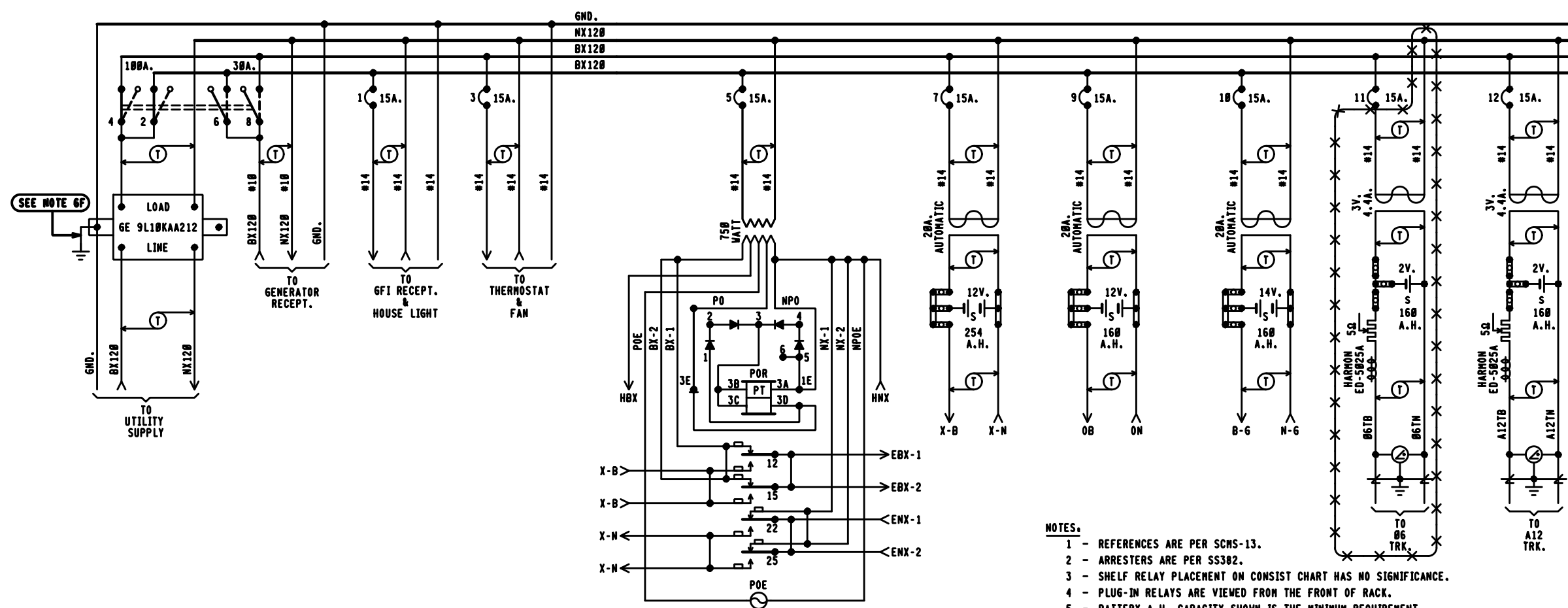
ERIE YARD INDUSTRIAL TRACK TRACK AND SIGNAL PLAN

ERIE, PA M.P. QDY-0.650

DESIGNED GET/MPB	DIGITIZED GET/CSM	CHECKED GET/FAP	DATE 05-17-02
---------------------	----------------------	--------------------	------------------

DRAWING 3515-0013	SHEET NO 1-1	NEXT SH 1-2	NEXT FILE QDY00065	NEXT SH E01	FILE QDY00065	SHEET S01
----------------------	-----------------	----------------	-----------------------	----------------	------------------	--------------

TOP ROW															
			PER		XR		XPR		GPR		EOR		POR		
			12 F	S3	12 FB	S3	22 F	S8	12 B	S4	12 FB	S18	12 FB	S15	
			15	C30	15 FB	C30	25 F	C30	15 B	C30	15 FB	C30	15 FB	C30	
			22		22				22		32 FB		22 FB		
			23 F		23				25		35 FB		25 FB		
			25 F		25 F				32 F				32 F		
			32		32				35 B(FB)				35		
			35		35										



- NOTES:**
- 1 - REFERENCES ARE PER SCHS-13.
 - 2 - ARRESTERS ARE PER SS302.
 - 3 - SHELF RELAY PLACEMENT ON CONSIST CHART HAS NO SIGNIFICANCE.
 - 4 - PLUG-IN RELAYS ARE VIEWED FROM THE FRONT OF RACK.
 - 5 - BATTERY A.H. CAPACITY SHOWN IS THE MINIMUM REQUIREMENT.
 - 6 - WIRING
 - A - FEED TO ALL BUSES, LIGHT CIRCUITS, MOTOR CIRCUITS TO BE #10 FLEX.
 - B - 120-VOLT FEED FROM ENTRANCE TO POWER BUSS TO BE #10 FLEX.
 - C - ALL TRACK WIRES TO BE #10 FLEX.
 - D - ALL OTHERS TO BE #16 FLEX UNLESS NOTED.
 - E - BATTERY OUTPUTS TO BE #6 TWISTED PAIR PER SS360.
 - F - GROUND WIRE NOT NECESSARY WHEN GE ARRESTER IS MOUNTED ON GROUND PLANE OR METAL ENCLOSURE AFFIXED DIRECTLY TO BUNGALOW METALLIC STRUCTURAL MEMBER.
 - 7 - CIRCUIT INTERRUPTERS 2 & 4 ARE MECHANICALLY INTERLOCKED WITH CIRCUIT INTERRUPTERS 6 & 8.

6' X 6' RELAY HOUSE W/FARADAY SHIELD

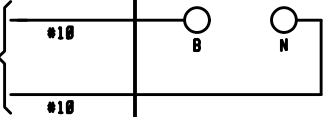
PRELIMINARY
PROGRESS
 RAIL SERVICES
 A Caterpillar Company
 DATE: 06-24-25
 CSX: PA2021009
 PRS/ANJ/SAF

CP-2 TO CP-97
 EAST 8TH STREET 524 337C MP. QDY-1.29

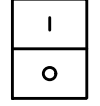
REVISIONS		 RAIL TRANSPORT GROUP ENGINEERING COMMUNICATIONS AND SIGNALS EAST 8TH STREET 524337C ERIE YARD INDUSTRIAL TRACK POWER DISTRIBUTION ERIE, PA MP. QDY-0.65			
06-14-05 GET PA1999074A, PA1999074B, PA1999075A, PA2002030, PA2002031 & PA2002032		DESIGNED	DIGITIZED	CHECKED	DATE
		GET/MPB	GET/CSM	GET/FAP	05-17-02
DRAWING	SHEET NO	NEXT SH	NEXT FILE	NEXT SH	FILE
3515-0013	1-2	1-3	QDY00065	C01	QDY00065
			REV. 08-13-01	QDY00129	PHD3R.E01

65CWU

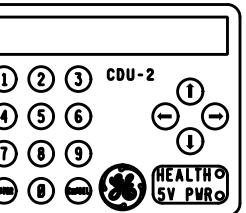
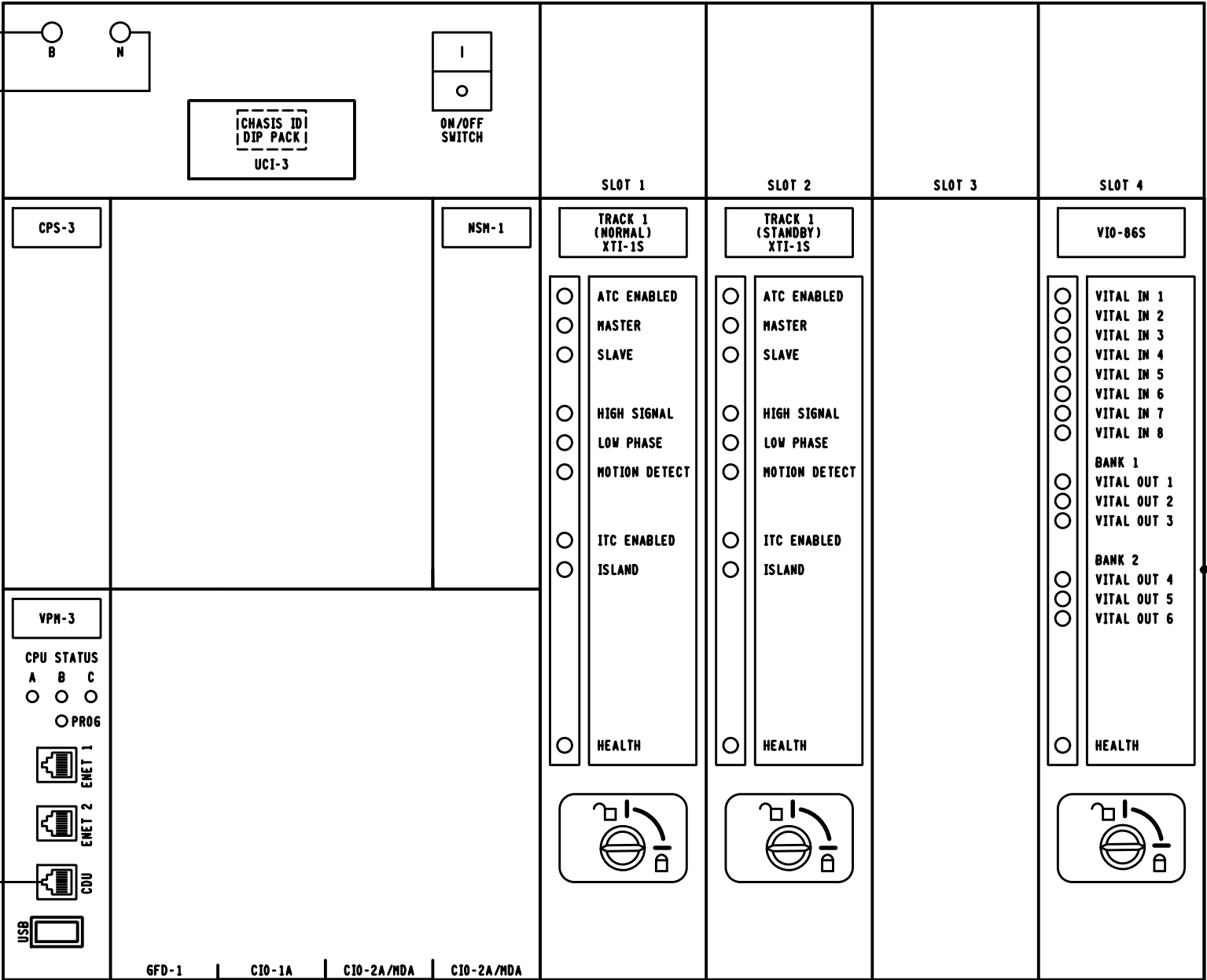
CONT. ON SH. C01



[CHASSIS ID]
[DIP PACK]
UCI-3



ON/OFF SWITCH

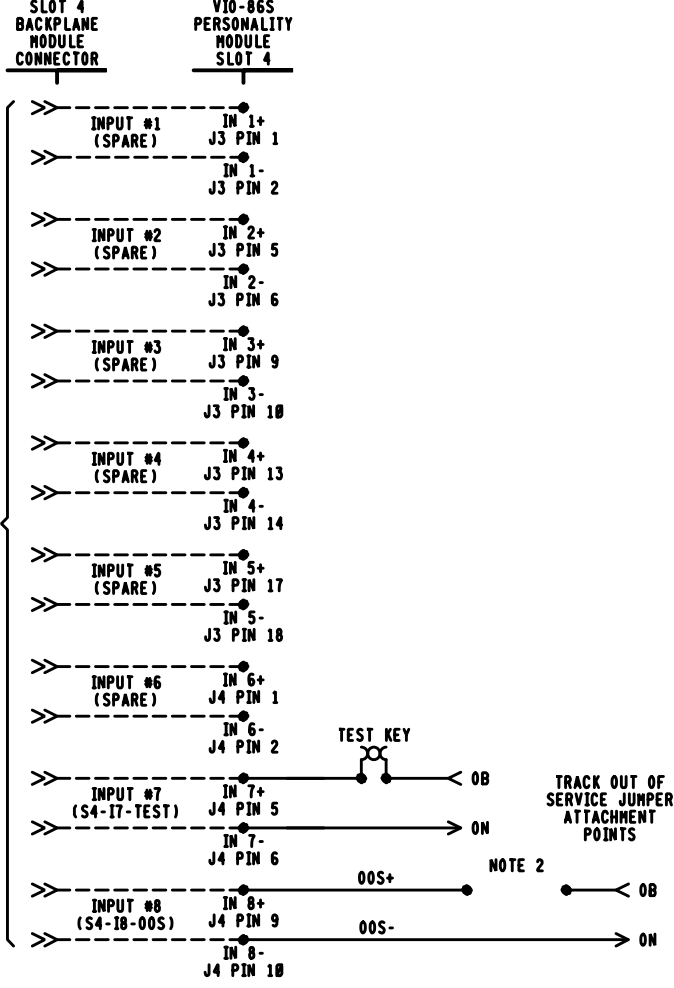
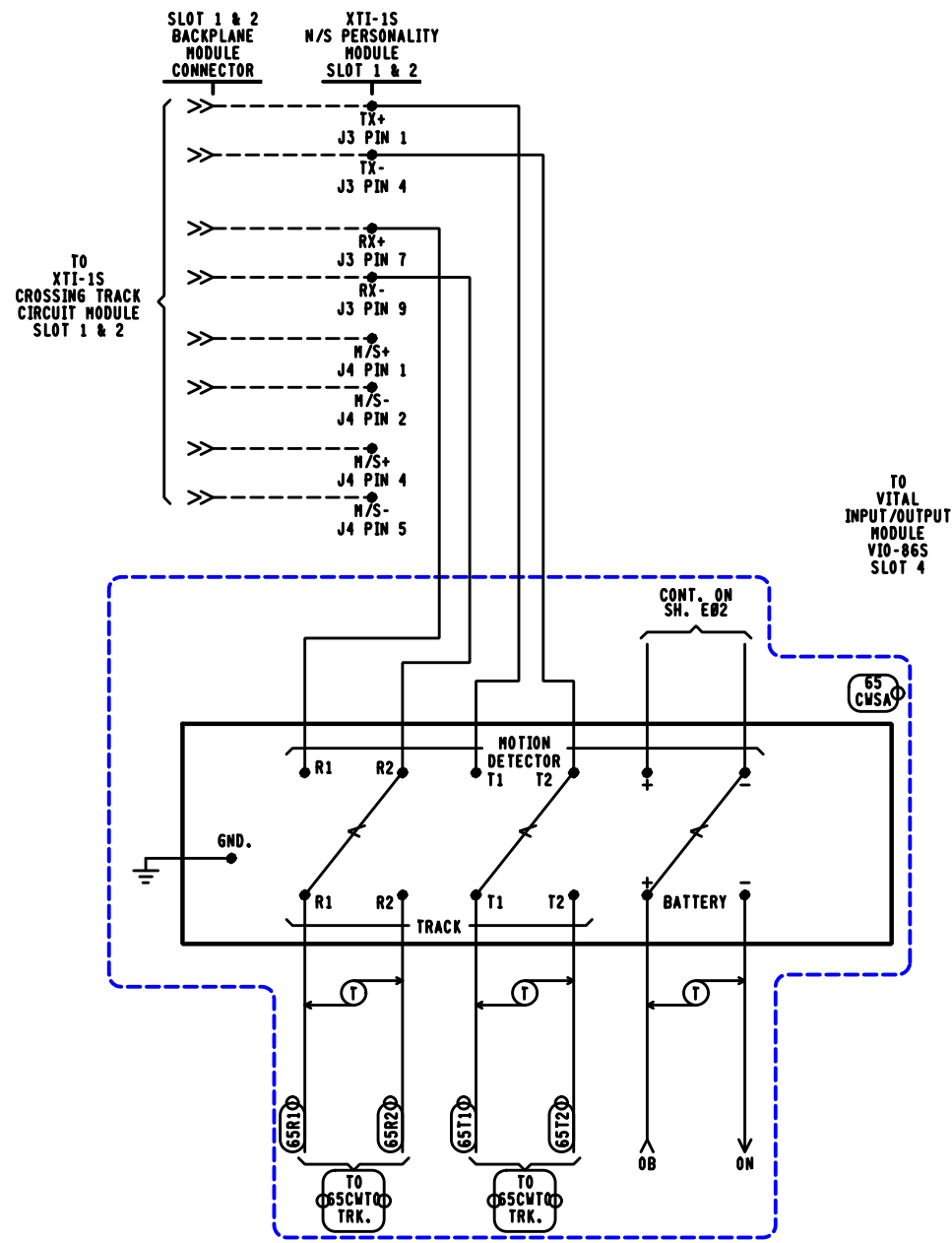


GFD-1 | C10-1A | C10-2A/HDA | C10-2A/HDA

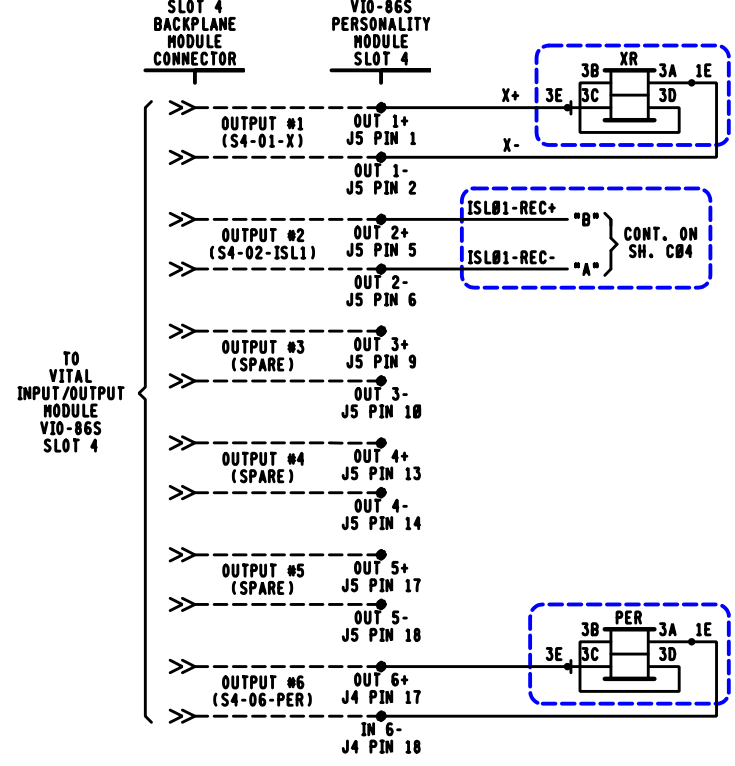
6' X 6' RELAY HOUSE W/FARADAY SHIELD

PRELIMINARY
PROGRESS
RAIL SERVICES
A Caterpillar Company
DATE: 06-24-25
CSX # PA2021009
PRS/ANJ/SAF
NEW WORK

REVISIONS			 RAIL TRANSPORT GROUP ENGINEERING COMMUNICATIONS AND SIGNALS EAST 8TH STREET 524337C ERIE YARD INDUSTRIAL TRACK ELECTROLOGIXS XP4 MODULE LAYOUT ERIE, PA MP. QDY-0.65			
DESIGNED PRS/ANJ	DIGITIZED PRS/ANJ	CHECKED PRS/SAF	DATE 06-24-25			
DRAWING -----	SHEET NO -----	NEXT SH -----	NEXT FILE QDY00065	NEXT SH C01	FILE QDY00065	SHEET E02



SLOT 4 I/O	
INPUT 1	(SPARE)
INPUT 2	(SPARE)
INPUT 3	(SPARE)
INPUT 4	(SPARE)
INPUT 5	(SPARE)
INPUT 6	(SPARE)
INPUT 7	CROSSING ACTIVATION TEST
INPUT 8	OUT OF SERVICE JUMPER INPUT (OOS)
OUTPUT 1	X OUTPUT
OUTPUT 2	ISL01 OUTPUT
OUTPUT 3	(SPARE)
OUTPUT 4	(SPARE)
OUTPUT 5	(SPARE)
OUTPUT 6	TRAFFIC SIGNAL PREEMPTION OUTPUT



NOTES
 1. ALL WIRE THIS SHEET #16 AWG UNLESS NOTED.
 2. APPROACH DISABLE JUMPER INPUT. THIS INPUT IS USED IN COMBINATION WITH THE SOFT APPROACH DISABLE ACCESSED THROUGH THE CDU-2 KEYPAD. BOTH BITS MUST BE HIGH TO DISABLE AN APPROACH. THE OPERATOR IS SOLELY RESPONSIBLE FOR CROSSING PROTECTION WHEN THE APPROACH DISABLE FUNCTION IS ACTIVATED.

EXISTING
PRELIMINARY
PROGRESS
 RAIL SERVICES
 A Caterpillar Company
NEW WORK
 DATE: 06-24-25
 CSX# PA2021009
 PRS/AMJ/SAF

REVISIONS			 RAIL TRANSPORT GROUP ENGINEERING COMMUNICATIONS AND SIGNALS EAST 8TH STREET 524337C ERIE YARD INDUSTRIAL TRACK XP4 CROSSING DETECTION AND I/O CIRCUITS ERIE, PA MP. QDY-0.65			
DESIGNED	DIGITIZED	CHECKED	DATE			
PRS/AMJ	PRS/AMJ	PRS/SAF	06-24-25			
DRAWING	SHEET NO	NEXT SH	NEXT FILE	NEXT SH	FILE	SHEET
-----	-----	-----	QDY00065	C02	QDY00065	C01 A

SITE SPECIFIC MDR DESCRIPTIONS AND SETTINGS

NAME	HDR1	HDR2	
FUNCTION	XR	PER	
WARNING TIME	30	50	
CW/MD	CW	CW	
AP TIME(PREEMPT)	20	NA	
CWE-VT	00	00	
AUX RECOVERY DELAY	NA	NA	
TRACK	TK 1	TK 1	
TRACK ASSIGNED	ASSIGNED	ASSIGNED	
OFFSET DISTANCE	0'	0'	
MD RESTART	0*	0*	
SUDDEN SHUNT ZONE	0*	0*	
POSITIVE START	PSEN	DISABLE	DISABLE
	PSRX	NA	NA
	PST	NA	NA
POST JOINT DETECT	PJEN	ENABLE	ENABLE
	PJRX	15	15
	PJDT	15	15
CLEAR JOINT LOS	CJ-LOS MODE	STANDARD	STANDARD
	CJ-LOS RX	15	15
	CJ-LOS TIME	99	99

BASIC TRACK SETUP	
	TRACK 1
FREQUENCY	979 HZ
MASTER/SLAVE	MASTER
RX ADJUST	100 *
TCA	*
DIRECTION MODE	BI
LIA	*
ADVANCED APPROACH	*
NBS COMP RX	*
TRK ISLAND ASSIGN	ISL1
APPROACH LENGTH	976'
AUTO RX	ENABLE

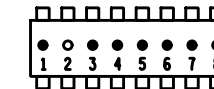
ADVANCED TRACK SETUP		
	TRACK 1	
MOTION DET TIMER	MDEN	DISABLE
	MDTT	10 MIN
FALSE SHUNT	FSEN	DISABLE
	FSRX	NA
	FST	NA
APPROACH RELEASE	AREN	DISABLE
	ARRX	NA
	ART	NA
LOS TIME	16 SEC	
IJ-LOS TIME	5 SEC	
NRHL+SHRT+VRYSHRT	*	

ISLAND SETUP	
	TRACK 1
ENABLE/DISABLE	ENABLE
FREQUENCY	4.9 KHZ
LOSS OF SHUNT	2 SEC.
FAULT DELAY	2

✖ = FIELD TO PROVIDE ON A.I.S.

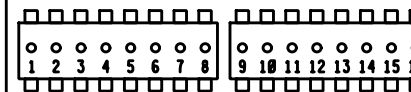
APPLICATION SOFTWARE INFORMATION	
NAME	524337C_0.65
REV.	1.0
CHECKSUM	XXXX ✖
CRC	XXXX ✖
CH. I.D.	65

CHASSIS ID DIP SHUNTS LOCATED ON BACKPLANE UNDERNEATH UCI-3 MODULE



○ = TAB INTACT (MADE)
● = TAB PUNCHED OUT (BROKEN)

VITAL SELECTION DIP SHUNTS LOCATED INSIDE UCI-3 MODULE UNDERNEATH EPRON



○ = TAB INTACT (MADE)
● = TAB PUNCHED OUT (BROKEN)

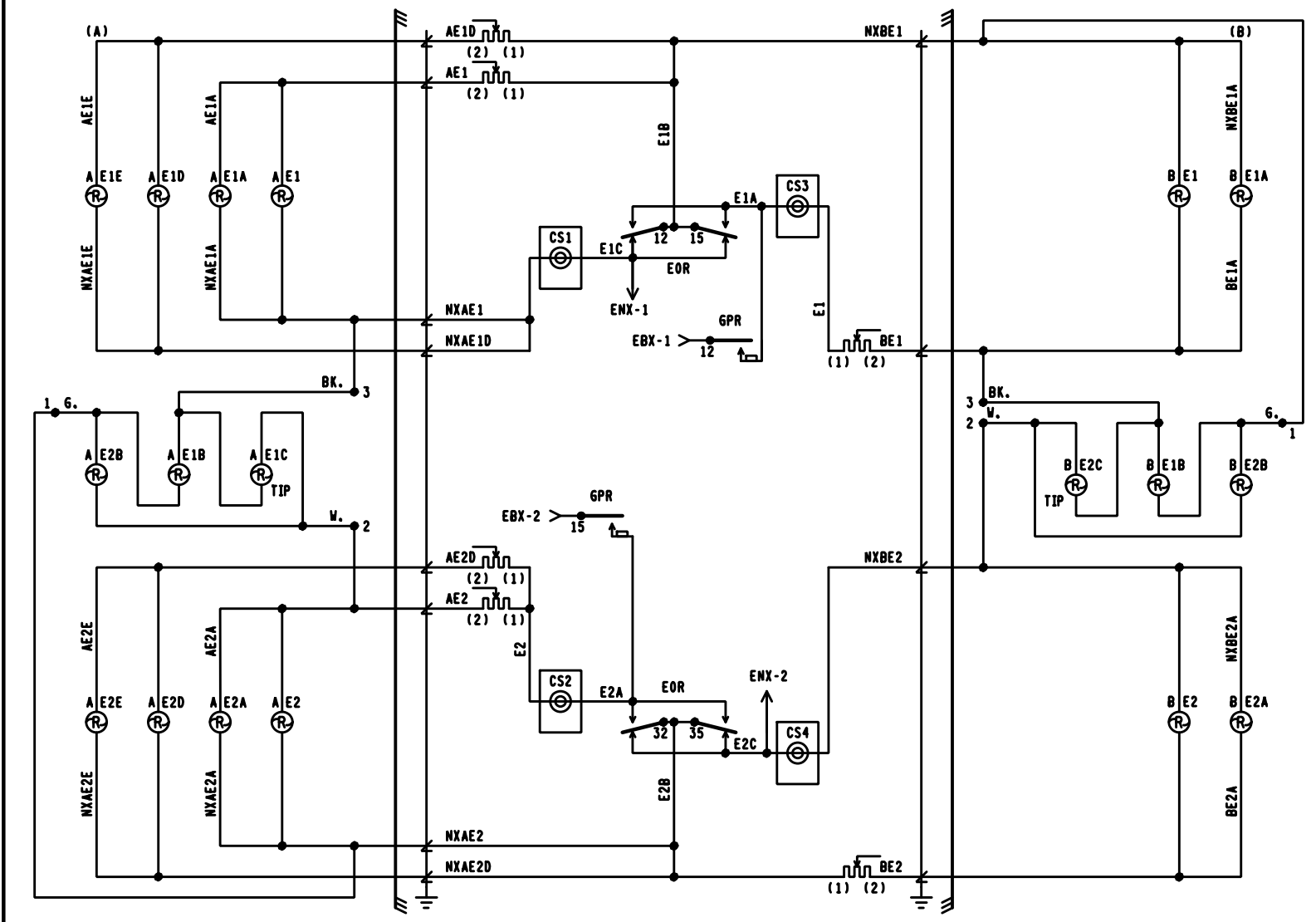
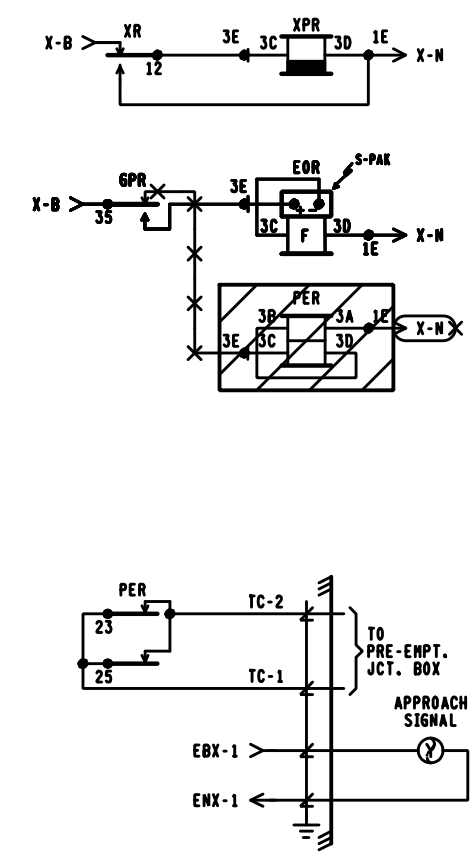
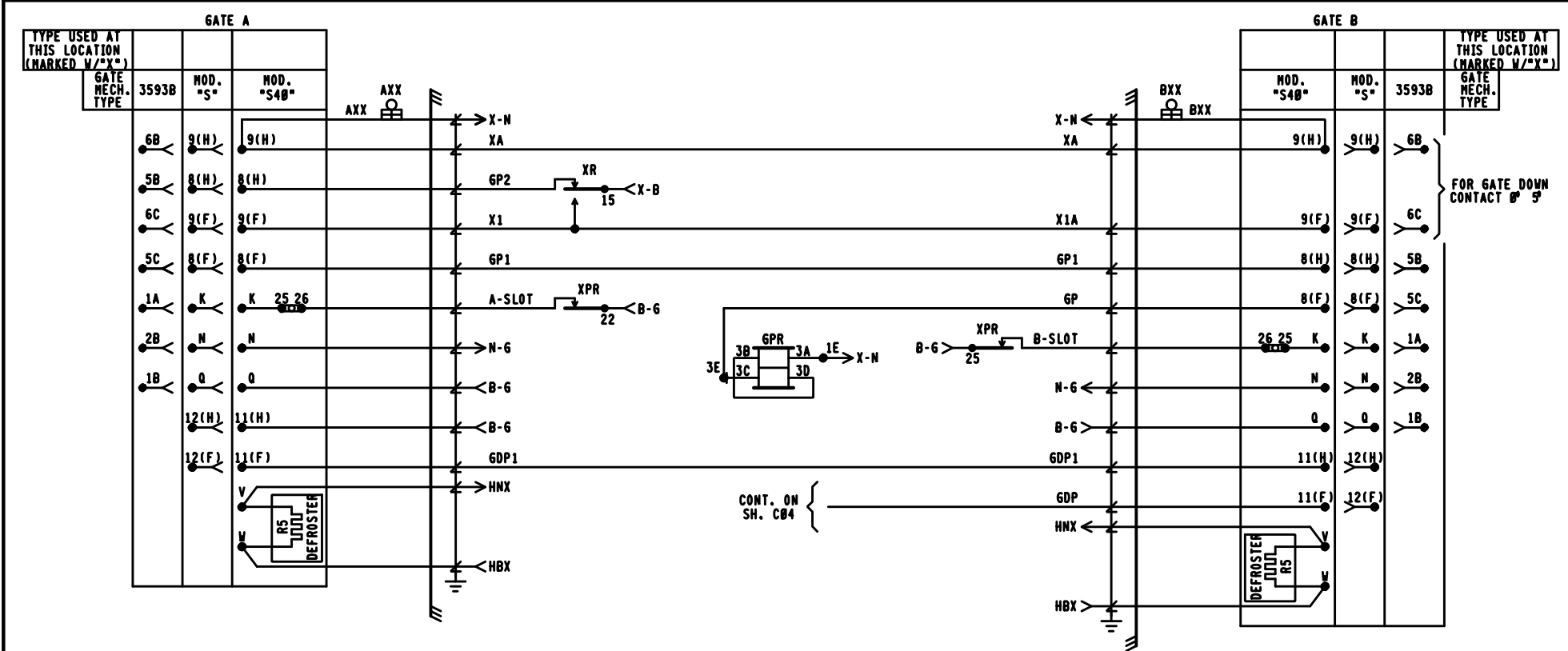
VPN3 ETHERNET SETUP	
	IP ADDRESS
ETHERNET PORT 1 (TOP)	192.168.0.11
ETHERNET PORT 2 (BOTTOM)	192.168.1.12

#	NAME	STATE
1	NA	INTACT (NOT USED)
2	NA	INTACT (NOT USED)
3	NA	INTACT (NOT USED)
4	NA	INTACT (NOT USED)
5	NA	INTACT (NOT USED)
6	NA	INTACT (NOT USED)
7	NA	INTACT (NOT USED)
8	NA	INTACT (NOT USED)
9	NA	INTACT (NOT USED)
10	NA	INTACT (NOT USED)
11	NA	INTACT (NOT USED)
12	NA	INTACT (NOT USED)
13	NA	INTACT (NOT USED)
14	NA	INTACT (NOT USED)
15	NA	INTACT (NOT USED)
16	NA	INTACT (NOT USED)

○ = NOTE
PRELIMINARY
PROGRESS
 RAIL SERVICES
 A Caterpillar Company DATE: 06-24-25
NEW WORK CSX# PA2021009 PRS/ANJ/SAF
 ✖ ✖ = OUT

NOTES:
 = FIELD ADJUSTMENT
 NA = NOT APPLICABLE

REVISIONS			RAIL TRANSPORT GROUP ENGINEERING COMMUNICATIONS AND SIGNALS			
			EAST 8TH STREET 524337C ERIE YARD INDUSTRIAL TRACK XP4 SETUP INFORMATION ERIE, PA MP. QDY-0.65			
DESIGNED	DIGITIZED	CHECKED	DATE			
PRS/ANJ	PRS/ANJ	PRS/SAF	06-24-25			
DRAWING	SHEET NO	NEXT SH	NEXT FILE	NEXT SH	FILE	SHEET
-----	-----	-----	QDY00065	C03	QDY00065	C02 (A)

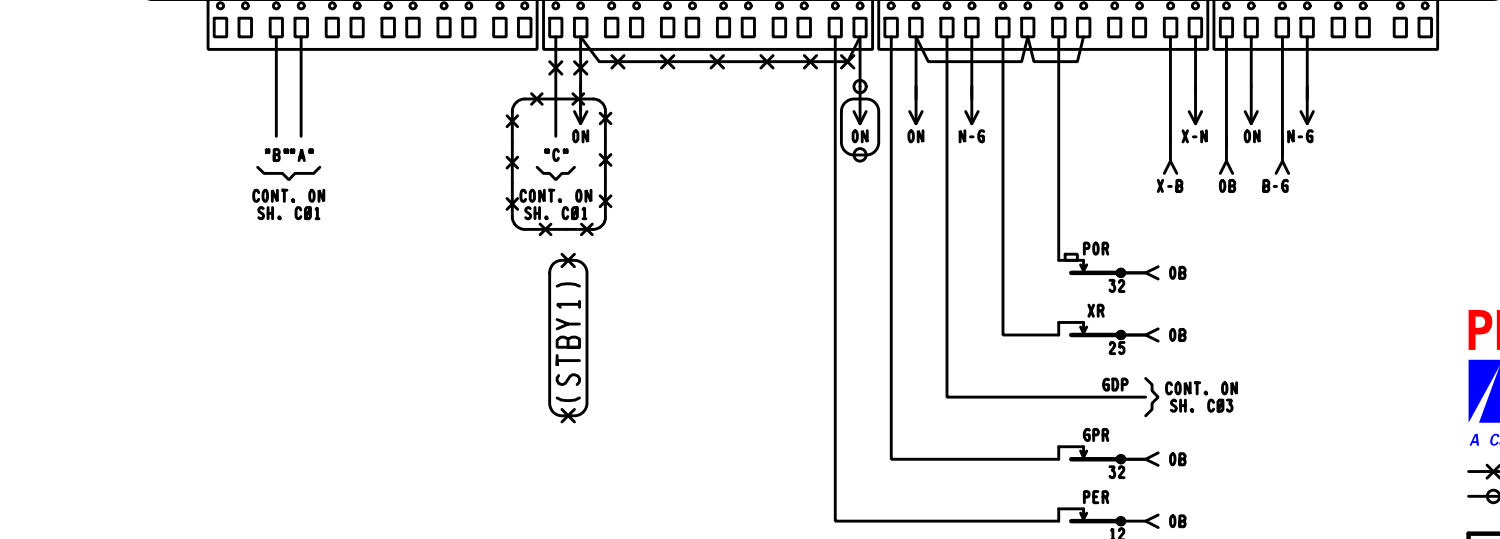
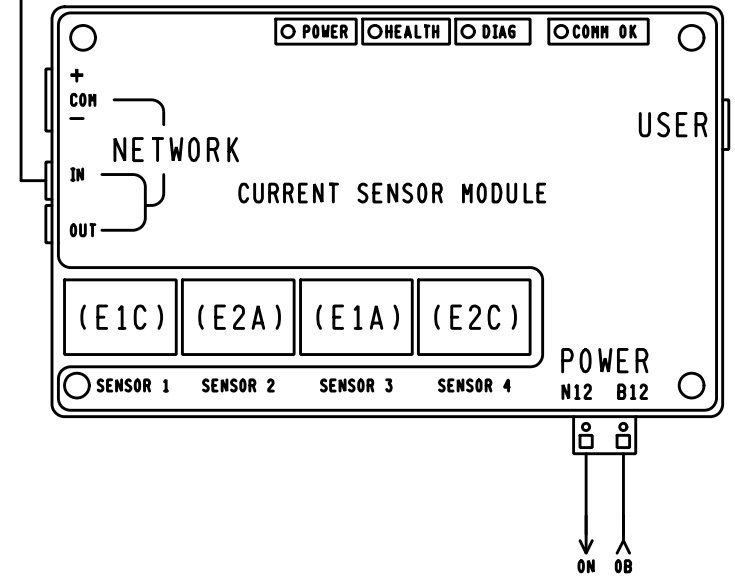
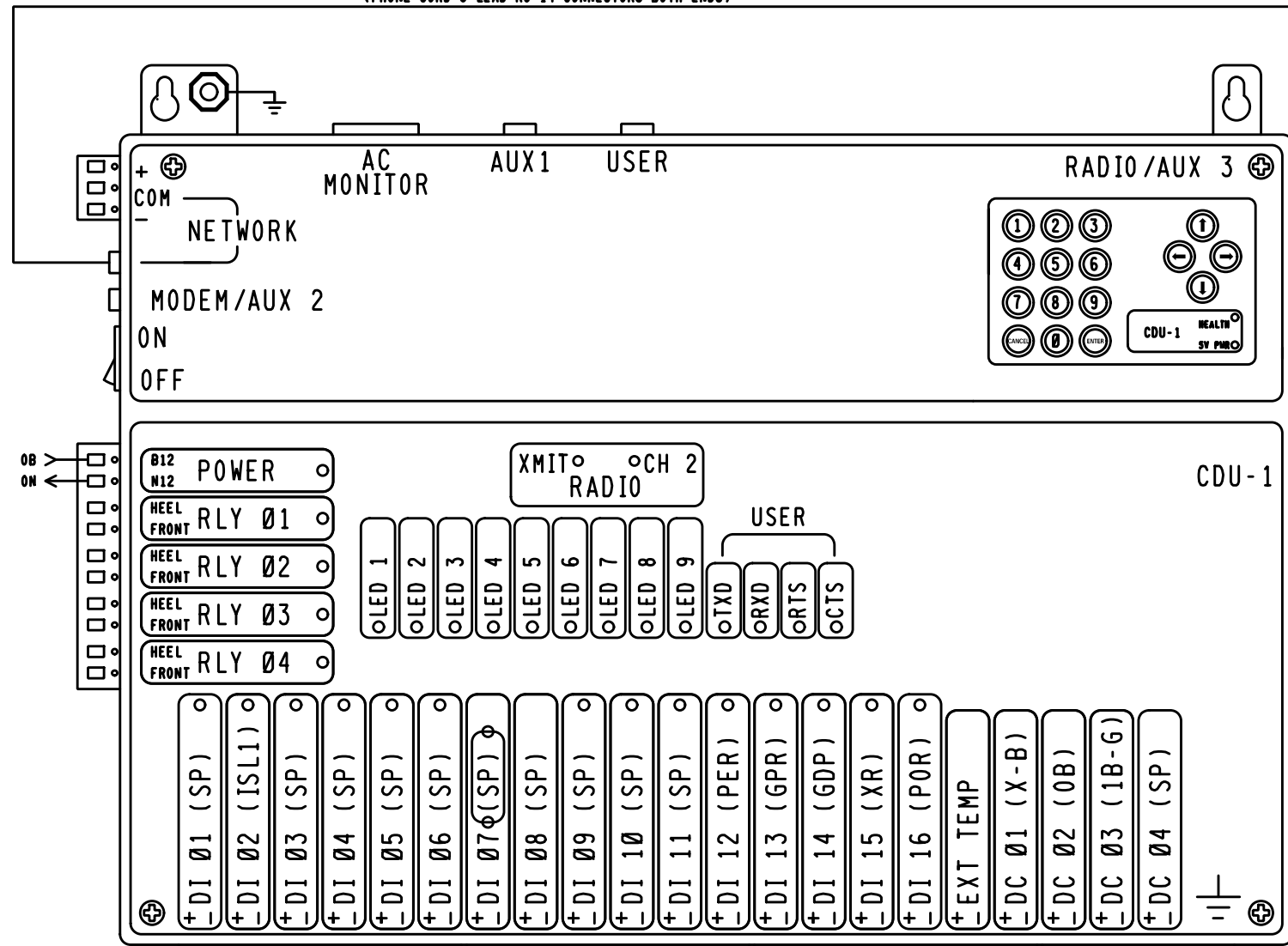


= SHOWN ELSEWHERE
PRELIMINARY
PROGRESS
 RAIL SERVICES
 A Caterpillar Company
 DATE: 06-24-25
 CSX: PA2021009
 PRS/ANJ/SAF

NOTE:
 LIGHT RESISTOR IS A 1.5 OHM,
 15 WATT, ADJUSTABLE RESISTOR.
 (1) = INSULATED TERMINAL.

REVISIONS 06-14-05 GET PA1999074A, PA1999074B, PA1999075A, PA2002030, PA2002031 & PA2002032		EAST 8TH STREET 524 337C MP. QDY-1.29 RAIL TRANSPORT GROUP ENGINEERING COMMUNICATIONS AND SIGNALS EAST 8TH STREET 524337C ERIE YARD INDUSTRIAL TRACK CROSSING WARNING DEVICE CIRCUITRY ERIE, PA MP. QDY-0.65	
DESIGNED GET/MPB	DIGITIZED GET/CSN	CHECKED GET/FAP	DATE 05-17-02
DRAWING 3515-0013	SHEET NO 1-5	NEXT SH 1-6	NEXT FILE QDY00065
			FILE QDY00065
			SHEET C03
			FILE QDY00129
			SHEET C03

(PHONE CORD-6 LEAD-RJ-14 CONNECTORS BOTH ENDS)



PRELIMINARY
PROGRESS
 RAIL SERVICES
 A Caterpillar Company
 DATE: 06-24-25
 CSX# PA2021009
 PRS/AMJ/SAF

CP-2 TO CP-97
 EAST 8TH STREET 524 337C MP. QDY-1.29

REVISIONS				CSX TRANSPORTATION			
06-14-05 GET PA1999074A, PA1999074B, PA1999075A, PA2002030, PA2002031 & PA2002032				RAIL TRANSPORT GROUP ENGINEERING COMMUNICATIONS AND SIGNALS EAST 8TH STREET 524337C ERIE YARD INDUSTRIAL TRACK HAWK RECORDER CIRCUITS ERIE, PA MP. QDY-0.65			
DESIGNED GET/MPB	DIGITIZED GET/CSM	CHECKED GET/FAP	DATE 05-17-02	FILE QDY00065	SHEET C04		
DRAWING 3515-0013	SHEET NO 1-6	NEXT SH 1-7	NEXT FILE QDY00065	NEXT SH C05	FILE QDY00065	SHEET C04	
REV. 10-08-01				QDY00129		PHD3R.C03	

	DEFAULTS AND/OR STYLE	FIELD RECORD
HAWK EXECUTIVE PROGRAM	VERSION 2.3, COMPILED ON NOV 14, 2001	VERSION _____, COMPILED ON _____ (FIELD TO ENTER)
CSXT USER PROGRAM (IF LOADED)	VERSION X.XXX, COMPILED ON MM-DD-YY	VERSION _____, COMPILED ON _____ (FIELD TO ENTER)
SYSTEM SETTINGS		
DATE & TIME (ENABLE DAYLIGHT SAVINGS TIME = Y (YES))	MM-DD-YY 23:01:59	n/a
FILE POST	XYZ-789.01	QDY-1.29
SITE NAME	MAIN ST (SR-17,US-1)	EAST 8TH STREET
DOT NUMBER	123456A	524337C

BATTERY INPUTS	DC #1	DC #2	DC #3	DC #4
CHANNEL	1	2	3	4
BATTERY CHANNEL NAMES	X-B BULB BATTERY	OB ELECTRONIC BATTERY	1B-6 GATE BATTERY	SPARE
BATTERY CHANNEL I.D.	X-B	OB	1B-6	SP
SAMPLE PERIOD	500 ms	500 ms	500 ms	10,000 ms
RESOLUTION	00.2 V	00.2 V	01.2V	01.2V

DIGITAL INPUTS	DI #1	DI #2	DI #3	DI #4	DI #5
CHANNEL	1	2	3	4	5
NAME		ISLAND TRACK 1			
ID	SP	ISL1	SP	SP	SP
ON NAME		ISL1 UP			
OFF NAME		ISL1 DN			
ON DEBOUNCE TIME	1000 ms	100 ms	1000 ms	1000 ms	1000 ms
OFF DEBOUNCE TIME	1000 ms	100 ms	1000 ms	1000 ms	1000 ms
TOGGLE PERIOD	500 ms	500 ms	500 ms	500 ms	500 ms

DIGITAL INPUTS	DI #6	DI #7	DI #8	DI #9	DI #10
CHANNEL	6	7	8	9	10
NAME					
ID	SP	SP	SP	SP	SP
ON NAME					
OFF NAME					
ON DEBOUNCE TIME	1000 ms	1000 ms	1000 ms	1000 ms	1000 ms
OFF DEBOUNCE TIME	1000 ms	1000 ms	1000 ms	1000 ms	1000 ms
TOGGLE PERIOD	500 ms	500 ms	500 ms	500 ms	500 ms

* HARMON OR SAFETRAN OUTPUT INDICATIONS WILL DICTATE WHETHER PRIMARY UNIT OR STANDBY UNIT HAS THE "ON" NAME.

DI #7
7
STANDBY1
STBY1
STANDBY UNIT
PRIMARY UNIT
100 ms
100 ms
500 ms

DIGITAL INPUTS	DI #11	DI #12	DI #13	DI #14	DI #15	DI #16
CHANNEL	11	12	13	14	15	16
NAME		PER	GPR	GDP	XR	POR
ID	SP	PER	GPR	GDP	XR	POR
ON NAME		PER UP	GATE VERTICAL	GATE HORIZ	XR UP	POR UP
OFF NAME		PER DN	LIGHTS FLASH	NOT HORIZ	XR DN	POR DN
ON DEBOUNCE TIME	1000 ms	100 ms	100 ms	100 ms	100 ms	100 ms
OFF DEBOUNCE TIME	1000 ms	100 ms	100 ms	100 ms	100 ms	100 ms
TOGGLE PERIOD	500 ms	500 ms	500 ms	500 ms	500 ms	500 ms

MODULE-DIGITAL 4 QUAD CURRENT SENSOR SERIAL NUMBER: [_____] (BLANK UNTIL AIS RECEIVED)				
RESOLUTION (AMPS RMS) : [00.1] ARMS				
AUTOMATICALLY ALLOCATED DIGITAL INPUT	DI 17	DI 18	DI 19	DI 20
DIGITAL 4 QUAD CURRENT SENSOR	1	2	3	4
NAME	E1C	E2A	E1A	E2C
ID	E1C	E2A	E1A	E2C
LIT BULB COUNT ON EACH CIRCUIT	6	6	4	4
CURRENT READING IN AMPS AT APPROXIMATE 10.0 VOLTS BULB VOLTAGE	14	14	9	9

CHANNEL	1	2	3	4
NAME	RELAY OUTPUT #1	RELAY OUTPUT #2	RELAY OUTPUT #3	RELAY OUTPUT #4
I.D.	RLY#1	RLY#2	RLY#3	RLY#4
ON NAME	ON	ON	ON	ON
OFF NAME	OFF	OFF	OFF	OFF
PULSE DURATION	1000 ms	1000 ms	1000 ms	1000 ms

PORT	USER	AUX 1	MODEN/AUX 2
BAUD RATE	38400	9600	9600
PARITY	N	N	N
DATA BITS	8	8	8
STOP BITS	1	1	1
FLOW CONTROL	NONE	NONE	NONE

PRELIMINARY
PROGRESS
 RAIL SERVICES

A Caterpillar Company DATE: 06-24-25
 CSX# PA2021009 PRS/ANJ/SAF

✕ ✕ = OUT
 ○ ○ = IN

✕ CP-2 TO CP-97 ✕

✕ EAST 8TH STREET 524 337C HP. QDY-1.29 ✕

REVISIONS				CSX TRANSPORTATION RAIL TRANSPORT GROUP ENGINEERING COMMUNICATIONS AND SIGNALS			
06-14-05 GET PA1999074A, PA1999074B, PA1999075A, PA2002030, PA2002031 & PA2002032				EAST 8TH STREET 524337C			
				ERIE YARD INDUSTRIAL TRACK HAWK RECORDER PROGRAM ERIE, PA HP. QDY-0.65			
DESIGNED GET/MPB	DIGITIZED GET/CSN	CHECKED GET/FAP	DATE 05-17-02				
DRAWING 3515-0013	SHEET NO 1-7	NEXT SH	NEXT FILE QDY00146	NEXT SH 101	FILE QDY00065	SHEET C05	

REV. 11-12-01

QDY00129 PHD3R.C04

29CWU

TRM LOCAL PARAMETERS PMD-3R DESIGN CARD			
		DEFAULTS & /OR STYLE	FIELD RECORD
OPERATING PROGRAM PROG	VERSION AND COMPILE DATE	35.0 MM/DD/YY	— / —
SYSTEM MONITOR PROGRAM EPRN	VERSION AND COMPILE DATE	20.2 MM/DD/YY	— / —
ADJUSTMENT	RANGE	DEFAULT	TRACK 1
#1 RX	100 IS INTENDED	NA	
#2 PH (PHASE)	INTENDED ABOVE 32 (NOT ADJUSTABLE)	NA	
#3 CW / MD	CW OR MD NOT ADJUSTABLE FROM MD TOWARD CW (SEE TCR 430-01 FOR CONSTRAINTS)	MD	MD
#4 UNI/BI (IF CW IS CHOSEN IN #3)	UNI OR BI	BI	NA
#5 LIA (IF CW IS CHOSEN IN #3)	-9 TO +9	LIA=0	NA
#6 WT (IF CW IS CHOSEN IN #3)	23 TO 99	WT=99	NA
#7 TC	WHEN IN CONFORMANCE WITH PMD-3R MANUAL, ADJUST TC FOR A TRANSMITTER CHECK MONITOR VALUE LESS THAN 470	NA	
#8 B (BALLAST COMPENSATION)	50 TO 250 (FIELD ADJUSTMENT - ADJUST ONLY WHEN IN CONFORMANCE WITH DATA ACCUMULATED AT THIS SITE AND IN COMPLIANCE WITH SUPERVISOR INSTRUCTIONS & PMD-3R MANUAL)	NA	
#9 PC (PHASE COMPENSATION)	0 TO +10 (FIELD ADJUSTMENT - ADJUST ONLY WHEN IN CONFORMANCE WITH SUPERVISOR INSTRUCTIONS & PMD-3R MANUAL)	PC=0	
#10 FREQ	REFERENCE, NOT ADJUSTABLE FROM MENU	NA	NA
#11 FS-T (FALSE SHUNT TIMER)	ENTRANCE TO SUDDEN FALSE SHUNT SUB-MENU	NA	NA
#12 FR (FALSE SHUNT % OF RX APPROACH)	0 TO 80 NOT ADJUSTABLE FROM ZERO UNTIL AFTER STRICT DESIGN REVIEW FOR SITE APPLICATION CONFLICTS, FR=0 MEANS DISABLED (SEE TCR 430-01 FOR CONSTRAINTS)	FR=0	FR=0
#13 FT (FAULT TIMER)	0 TO 99 MINUTES (FACTORY DEFAULT IS 10)	FT=10	NA
#14 AR-T (APPROACH RELEASE TIMER)	ENTRANCE TO SUB-MENU FOR RESIDUAL FALSE SHUNT STARTED DURING TRAIN PASSAGE	NA	NA
#15 AR (FALSE SHUNT % OF RX APPROACH)	0 TO 80 NOT ADJUSTABLE FROM ZERO UNTIL AFTER STRICT DESIGN REVIEW FOR SITE APPLICATION CONFLICTS AR=0 MEANS DISABLED (SEE TCR 430-01 FOR CONSTRAINTS)	AR=0	AR=0
#16 AT (FAULT TIMER)	0 TO 99 MINUTES (FACTORY DEFAULT IS 10)	AT=10	AT=10
#17 HS (HIGHEST STABLE R VALUE)	REFERENCE, NOT ADJUSTABLE FROM MENU	NA	NA
#18 LP (LOWEST STABLE PHASE)	REFERENCE, NOT ADJUSTABLE FROM MENU	NA	NA
#19 SD (SELF DIAGNOSTICS)	REFERENCE, NOT ADJUSTABLE FROM MENU, BUT MENU CAN REVIEW, THEN CLEAR DIAGNOSTIC CODES	NA	NA
#20 REC (TRAIN RECORD DISPLAY)	REFERENCE, SEQUENTIAL DISPLAY OF PREVIOUS WARNING TIME RECORDS (NO ADJUSTMENT)	NA	NA
#21 PRN (PRINTER/LAPTOP READY)	STARTS DOWNLOAD OF INTERNAL TRAIN EVENT LOG WHEN SERIAL PORT CABLE CONNECTED	NA	NA
#22 LSP (LOCAL SERIAL PORT)	ENTRANCE TO SUB-MENU FOR SETTING SPEED OF SERIAL PORT DOWNLOADS	NA	NA
#23 @ (BAUD RATE)	BAUD RATE OF 38,400 IS 384 AND DEFAULT	@=384	@=384
#24 DB (DATA BITS)	7 OR 8 8 IS DEFAULT	DB=8	DB=8
#25 PA (PARITY)	0, E, OR N N IS DEFAULT	PA=N	PA=N
#26 AR (AUTO RX)	UP OR DN DN IS FACTORY DEFAULT (FIELD ADJUSTMENT - ADJUST TO "UP" ONLY WHEN BC HAS BEEN PREVIOUSLY STABILIZED THROUGH ADJUSTMENT, AND ONLY WHEN IN CONFORMANCE WITH SUPERVISOR INSTRUCTIONS AND PMD-3R MANUAL)	AR=DN	AR=DN
#27 RX (POTENTIOMETER VALUE)	REFERENCE, DISPLAY ONLY	NA	NA
#28 VERS (PROGRAM VERSION)	REFERENCE, SEQUENTIAL DISPLAY OF EPRN AND SOFTWARE VERSIONS	NA	NA

ALL OUT
THIS SHEET IS VOID
WHEN AS IN SERVICED.

PROGRESS
RAIL SERVICES
A Caterpillar Company DATE: 06-24-25
CSX# PA2021009
PRS/ANJ/SAF

REVISIONS			CSX TRANSPORTATION RAIL TRANSPORT GROUP ENGINEERING COMMUNICATIONS AND SIGNALS			
06-14-05 GET PA1999074A, PA1999074B, PA1999075A, PA2002030, PA2002031 & PA2002032			CP-2 TO CP-97 ERIE YARD INDUSTRIAL TRACK DETECTION DEVICE PROGRAM EAST 8TH STREET 524 337C NP. QDY-1.29			
DESIGNED GET/MPB	DIGITIZED GET/CSN	CHECKED GET/FAP	DATE 05-17-02			
DRAWING 3515-0013	SHEET NO 1-4	NEXT SH 1-5	NEXT FILE QDY00129	NEXT SH C03	FILE QDY00129	SHEET C02

REVISIONS				
REV. NO.	PROJECT NO.	DESIGN DATE	IN SERVICE DATE	REVISION DATE
1	PA1999074A PA1999074B PA1999075A PA2002030 PA2002031 PA2002032	-----	-----	06-14-05
2	PA2021009	06-24-25		

TO BE COMPLETED ON A.I.S.

INDEX CONTENTS

SH. NO.	CONTENTS	REVISION NO.								
		1	2	3	4	5	6	7	8	9
I01	INDEX AND REVISIONS	⊗	⊗							
S01	TRACK AND SIGNAL PLAN	⊗	⊗							
E01	POWER DISTRIBUTION	⊗	⊗							
E02	ELECTROLOGIXS XP4 MODULE LAYOUT	⊗	⊗							
C01	XP4 CROSSING DETECTION AND I/O CIRCUITS	⊗	⊗							
C02	XP4 SETUP INFORMATION	⊗	⊗							
C03	CROSSING WARNING DEVICE CIRCUITRY	⊗	⊗							
C04	HAWK RECORDER CIRCUITS	⊗	⊗							
C05	HAWK RECORDER PROGRAM	⊗	⊗							

⊗ = PLANS SENT TO FIELD (DISTRIBUTED)
 ⊗ = PLANS AS-IN-SERVICED (UP TO DATE)

C01	CROSSING DETECTION CIRCUITRY	⊗								
C02	DETECTION DEVICE PROGRAM	⊗								

= NOTE
PRELIMINARY
PROGRESS
 RAIL SERVICES
 A Caterpillar Company
 DATE: 06-24-25
 CSX#, PA2021009
 PRS/ANJ/SAF

⊗ = OUT
 ⊗ = IN

CP-2 TO CP-97

EAST 10TH STREET 524 335N MP. QDY-1.46

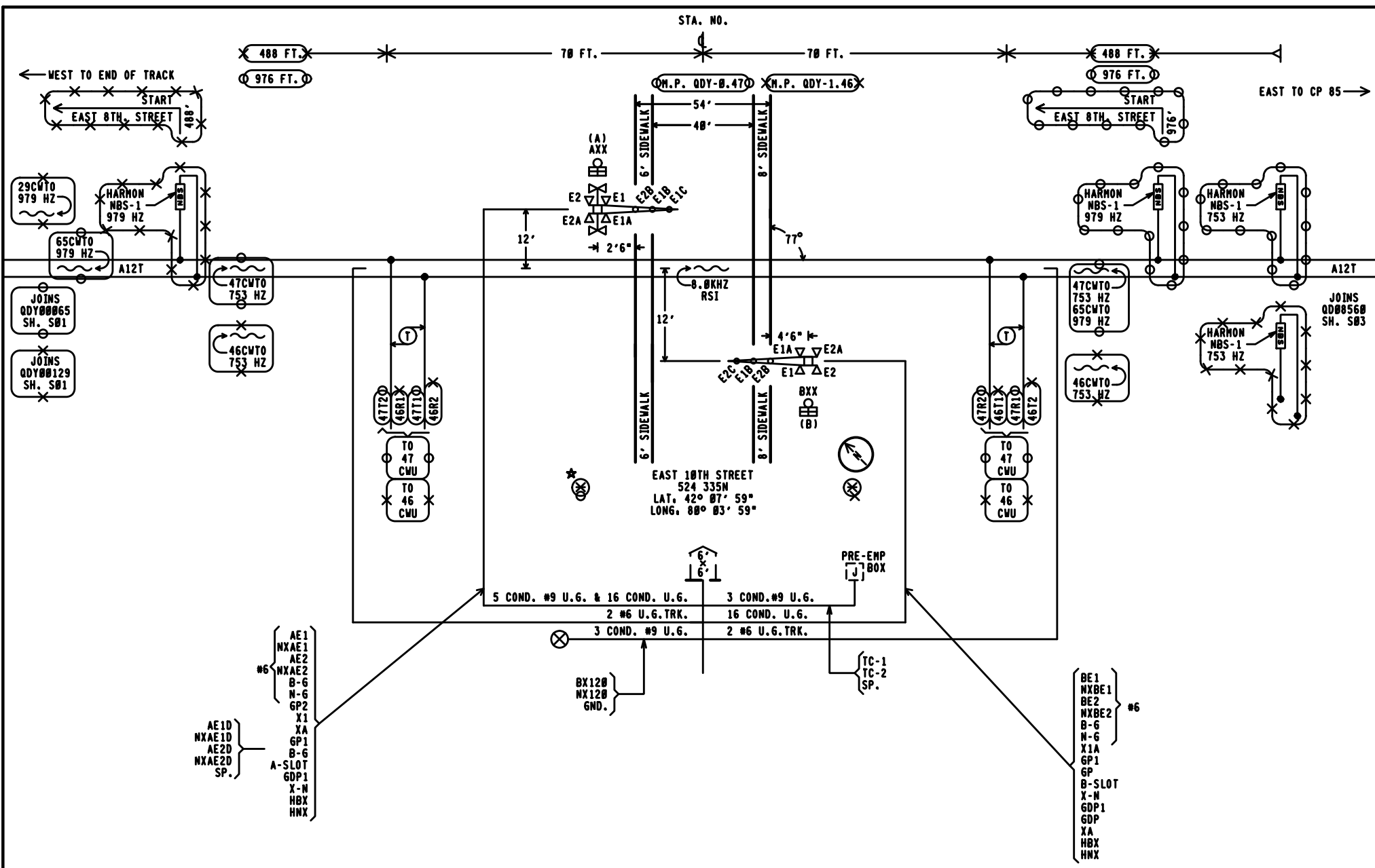
CSX TRANSPORTATION
 RAIL TRANSPORT GROUP ENGINEERING
 COMMUNICATIONS AND SIGNALS

EAST 10TH STREET 524335N
 ERIE YARD INDUSTRIAL TRACK
 INDEX AND REVISIONS
 ERIE, PA MP. QDY-0.47

DESIGNED GET/MPB	DIGITIZED GET/CSM	CHECKED GET/FAP	DATE 05-17-02
---------------------	----------------------	--------------------	------------------

DRAWING 3515-0015	SHEET NO 1	NEXT SH 1-1	NEXT FILE QDY00047	NEXT SH S01	FILE QDY00047	SHEET 101
----------------------	---------------	----------------	-----------------------	----------------	------------------	--------------

REV. 10-08-01 QDY00146 PHD3R.101



REVISIONS
06-14-05 GET PA1999074A, PA1999074B, PA1999075A, PA2002030, PA2002031 & PA2002032

- AE1
- NXAE1
- AE2
- NXAE2
- B-6
- N-6
- GP2
- X1
- XA
- GP1
- B-6
- GP1
- GDP1
- X-N
- HBX
- HNX

- BE1
- NXBE1
- BE2
- NXBE2
- B-6
- N-6
- X1A
- GP1
- GP
- B-SLOT
- X-N
- GDP1
- GDP
- XA
- HBX
- HNX

APPROACH LENGTHS TABLE	WESTWARD		EASTWARD
	EASTBOUND TRACK 1	WESTBOUND TRACK 1	
DC, AFO, TYPE C, MOTION, CWT, OR OTHER	0 CVT	0 CVT	NOT
STANDARD MINIMUM WARNING TIME	025	025	20
ROADWAY GATE TIME	5	5	
CLEARANCE TIME	0	0	
DOT TRAFFIC LIGHT SIMULTANEOUS PREEMPT TIME *	0	0	
DESIGNED WARNING TIME FOR TRAINS AT TIME TABLE SPEED	030	030	25
DOT TRAFFIC LIGHT ADVANCE PREEMPT TIME *	020	020	0
CONTROL EQUIPMENT DECISION TIME	04	04	2
DESIGNED DETECTION TIME FOR TRAINS AT TIME TABLE SPEED	054	054	27
TIME TABLE MAXIMUM TRAIN SPEED IN MILES PER HOUR	10	10	
BUFFER SPEED IN MILES PER HOUR	2.5	2.5	
TOTAL WARNING SYSTEM DESIGN SPEED	12.5	12.5	
APPROACH DISTANCE TO ISLAND EDGE IN FEET	0976	0976	488
HALF WIDTH OF ISLAND IN FEET	70	70	
APPROXIMATE MILE POSTS FOR APPROACH CIRCUIT	08.67	08.27	

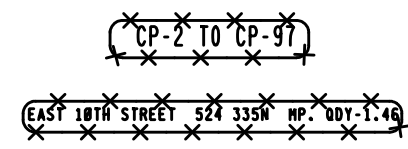
* AUTHORIZING AGENCY: PENN DOT
 * DATE OF REQUIREMENT: 05-21-24
 * AMOUNT OF TIME (SEC.): 20 SEC

1.56 1.36

- NOTE: 1. 20 WATT BULBS ON GATE ARMS. ALL OTHERS TO BE 25 WATT BULBS.
 2. GATE LENGTH (A) 40' (B) 30'
 3. * = LOCATION OF HOUSE
 4. N = APPROXIMATE COMPASS NORTH.
 5. THE TRANSMITTER LEADS FOR MOTION OR PREDICTOR EQUIPMENT SHOULD BE CONNECTED ON THE BUNGALOW OR SHORT LEAD SIDE OF THE CROSSING.
 6. ISLAND TRACK LEADS SHOULD BE CONNECTED 50 FEET FROM ROAD EDGE BUT ON NARROW ROADS (20' OR LESS) ISLAND LENGTH SHALL BE 120 FEET.
 7. WARNING SYSTEM APPROACH CIRCUIT DISTANCES ARE TO BE MEASURED FROM THE ISLAND TRACK CONNECTIONS.

* = DRAFTING ERROR CORRECTION

PRELIMINARY
PROGRESS
 RAIL SERVICES
 A Caterpillar Company
 DATE: 06-24-25
 CSX# PA2021009
 PRS/ANJ/SAF



CSX TRANSPORTATION
 RAIL TRANSPORT GROUP ENGINEERING
 COMMUNICATIONS AND SIGNALS

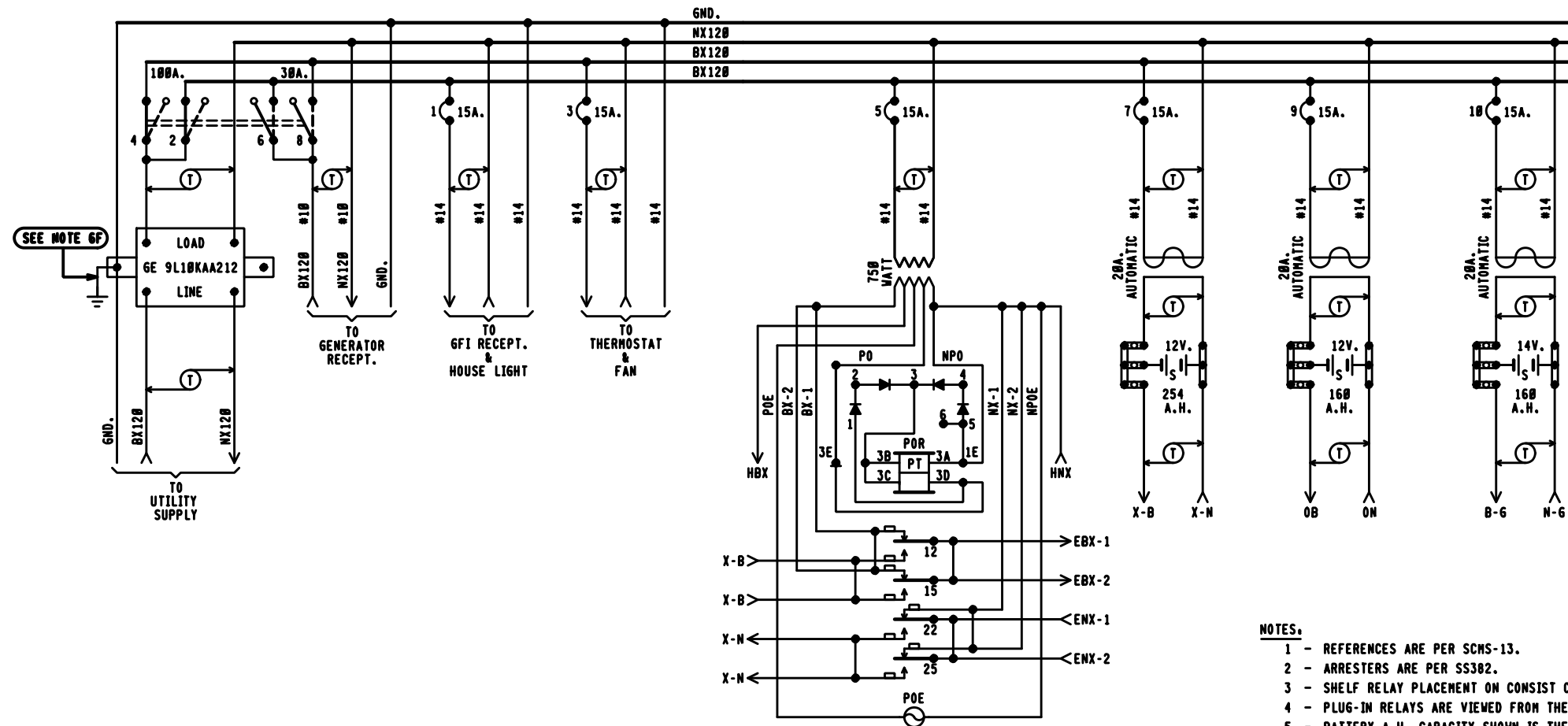
EAST 10TH STREET 524335N
 ERIE YARD INDUSTRIAL TRACK
 TRACK AND SIGNAL PLAN
 ERIE, PA MP. QDY-0.47

DESIGNED	DIGITIZED	CHECKED	DATE
GET/MPB	GET/CSN	GET/FAP	05-17-02

DRAWING	SHEET NO	NEXT SH	NEXT FILE	NEXT SH	FILE	SHEET
3515-0015	1-1	1-2	QDY00047	E01	QDY00047	S01

TOP ROW

			<table border="1"> <tr><td>12</td><td>F</td><td>S3</td></tr> <tr><td>15</td><td></td><td>C30</td></tr> <tr><td>22</td><td></td><td></td></tr> <tr><td>23</td><td>F</td><td></td></tr> <tr><td>25</td><td>F</td><td></td></tr> <tr><td>32</td><td></td><td></td></tr> <tr><td>35</td><td></td><td></td></tr> </table>	12	F	S3	15		C30	22			23	F		25	F		32			35			<table border="1"> <tr><td>12</td><td>FB</td><td>S3</td></tr> <tr><td>15</td><td>FB</td><td>C30</td></tr> <tr><td>22</td><td></td><td></td></tr> <tr><td>23</td><td></td><td></td></tr> <tr><td>25</td><td>F</td><td></td></tr> <tr><td>32</td><td></td><td></td></tr> <tr><td>35</td><td></td><td></td></tr> </table>	12	FB	S3	15	FB	C30	22			23			25	F		32			35			<table border="1"> <tr><td>22</td><td>F</td><td>S8</td></tr> <tr><td>25</td><td>F</td><td>C30</td></tr> </table>	22	F	S8	25	F	C30	<table border="1"> <tr><td>12</td><td>B</td><td>S4</td></tr> <tr><td>15</td><td>B</td><td>C30</td></tr> <tr><td>22</td><td></td><td></td></tr> <tr><td>25</td><td></td><td></td></tr> <tr><td>32</td><td>F</td><td></td></tr> <tr><td>35</td><td>B(FB)</td><td></td></tr> </table>	12	B	S4	15	B	C30	22			25			32	F		35	B(FB)		<table border="1"> <tr><td>12</td><td>FB</td><td>S18</td></tr> <tr><td>15</td><td>FB</td><td>C30</td></tr> <tr><td>22</td><td>FB</td><td></td></tr> <tr><td>25</td><td>FB</td><td></td></tr> <tr><td>32</td><td>F</td><td></td></tr> <tr><td>35</td><td></td><td></td></tr> </table>	12	FB	S18	15	FB	C30	22	FB		25	FB		32	F		35				
12	F	S3																																																																																											
15		C30																																																																																											
22																																																																																													
23	F																																																																																												
25	F																																																																																												
32																																																																																													
35																																																																																													
12	FB	S3																																																																																											
15	FB	C30																																																																																											
22																																																																																													
23																																																																																													
25	F																																																																																												
32																																																																																													
35																																																																																													
22	F	S8																																																																																											
25	F	C30																																																																																											
12	B	S4																																																																																											
15	B	C30																																																																																											
22																																																																																													
25																																																																																													
32	F																																																																																												
35	B(FB)																																																																																												
12	FB	S18																																																																																											
15	FB	C30																																																																																											
22	FB																																																																																												
25	FB																																																																																												
32	F																																																																																												
35																																																																																													



NOTES:

- 1 - REFERENCES ARE PER SCHS-13.
- 2 - ARRESTERS ARE PER SS302.
- 3 - SHELF RELAY PLACEMENT ON CONSIST CHART HAS NO SIGNIFICANCE.
- 4 - PLUG-IN RELAYS ARE VIEWED FROM THE FRONT OF RACK.
- 5 - BATTERY A.H. CAPACITY SHOWN IS THE MINIMUM REQUIREMENT.
- 6 - WIRING
 - A - FEED TO ALL BUSSES, LIGHT CIRCUITS, MOTOR CIRCUITS TO BE #10 FLEX.
 - B - 120-VOLT FEED FROM ENTRANCE TO POWER BUSS TO BE #10 FLEX.
 - C - ALL TRACK WIRES TO BE #10 FLEX.
 - D - ALL OTHERS TO BE #16 FLEX UNLESS NOTED.
 - E - BATTERY OUTPUTS TO BE #6 TWISTED PAIR PER SS360.
 - F - GROUND WIRE NOT NECESSARY WHEN GE ARRESTER IS MOUNTED ON GROUND PLANE OR METAL ENCLOSURE AFFIXED DIRECTLY TO BUNGALOW METALLIC STRUCTURAL MEMBER.
- 7 - CIRCUIT INTERRUPTERS 2 & 4 ARE MECHANICALLY INTERLOCKED WITH CIRCUIT INTERRUPTERS 6 & 8.

6' X 6' RELAY HOUSE W/FARADAY SHIELD

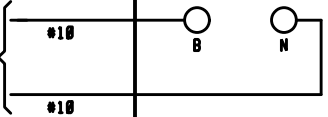
PRELIMINARY
PROGRESS
 RAIL SERVICES
 A Caterpillar Company
 DATE: 06-24-25
 CSX # PA2021009
 PRS/AMJ/SAF

CP-2 TO CP-97
 EAST 10TH STREET 524 335N MP. QDY-1.46

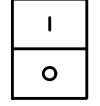
REVISIONS 06-14-05 GET PA1999074A, PA1999074B, PA1999075A, PA2002030, PA2002031 & PA2002032		CSX TRANSPORTATION RAIL TRANSPORT GROUP ENGINEERING COMMUNICATIONS AND SIGNALS	
EAST 10TH STREET 524335N ERIE YARD INDUSTRIAL TRACK POWER DISTRIBUTION ERIE, PA MP. QDY-0.47			
DESIGNED GET/WPB	DIGITIZED HAR/CSN	CHECKED GET/FAP	DATE 05-17-02
DRAWING 3515-0015	SHEET NO 1-2	NEXT SH 1-3	NEXT FILE QDY00047
			FILE QDY00047
			SHEET E01

47CWU

CONT. ON SH. C01



[CHASSIS ID]
[DIP PACK]
UCI-3



ON/OFF SWITCH

CPS-3

NSM-1

SLOT 1

SLOT 2

SLOT 3

SLOT 4

TRACK 1 (NORMAL)
XTI-1S

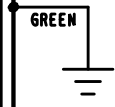
TRACK 1 (STANDBY)
XTI-1S

VIO-86S

- ATC ENABLED
- MASTER
- SLAVE
- HIGH SIGNAL
- LOW PHASE
- MOTION DETECT
- ITC ENABLED
- ISLAND
- HEALTH

- ATC ENABLED
- MASTER
- SLAVE
- HIGH SIGNAL
- LOW PHASE
- MOTION DETECT
- ITC ENABLED
- ISLAND
- HEALTH

- VITAL IN 1
- VITAL IN 2
- VITAL IN 3
- VITAL IN 4
- VITAL IN 5
- VITAL IN 6
- VITAL IN 7
- VITAL IN 8
- BANK 1
- VITAL OUT 1
- VITAL OUT 2
- VITAL OUT 3
- BANK 2
- VITAL OUT 4
- VITAL OUT 5
- VITAL OUT 6
- HEALTH



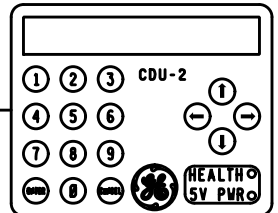
VPN-3

CPU STATUS
A B C

PROG



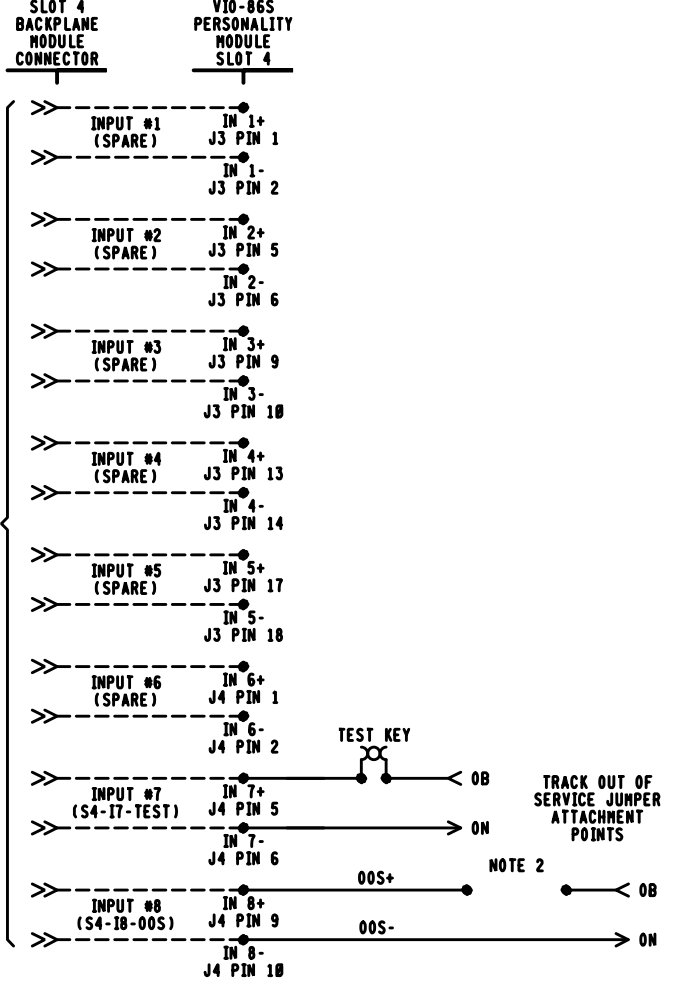
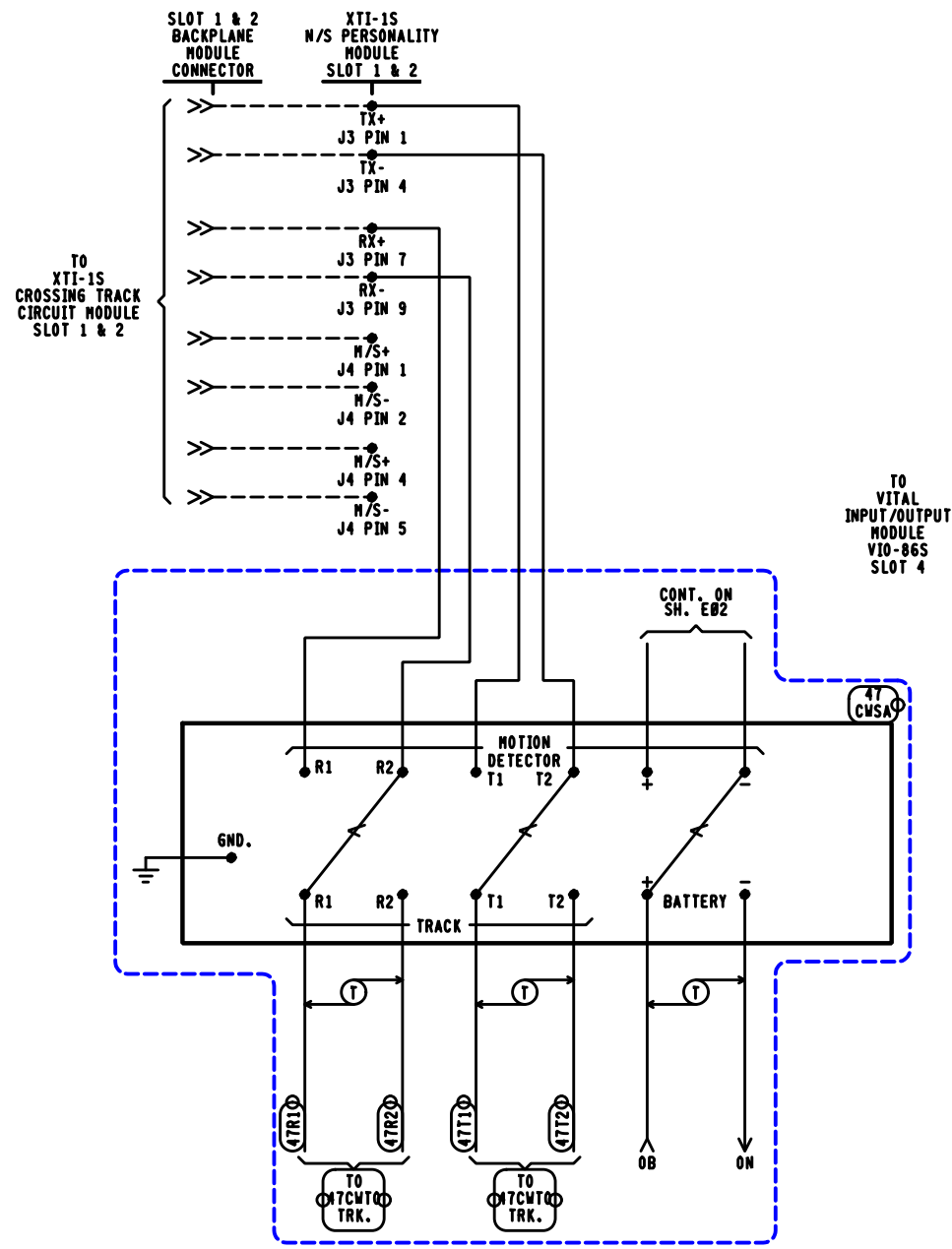
GFD-1 | C10-1A | C10-2A/HDA | C10-2A/HDA



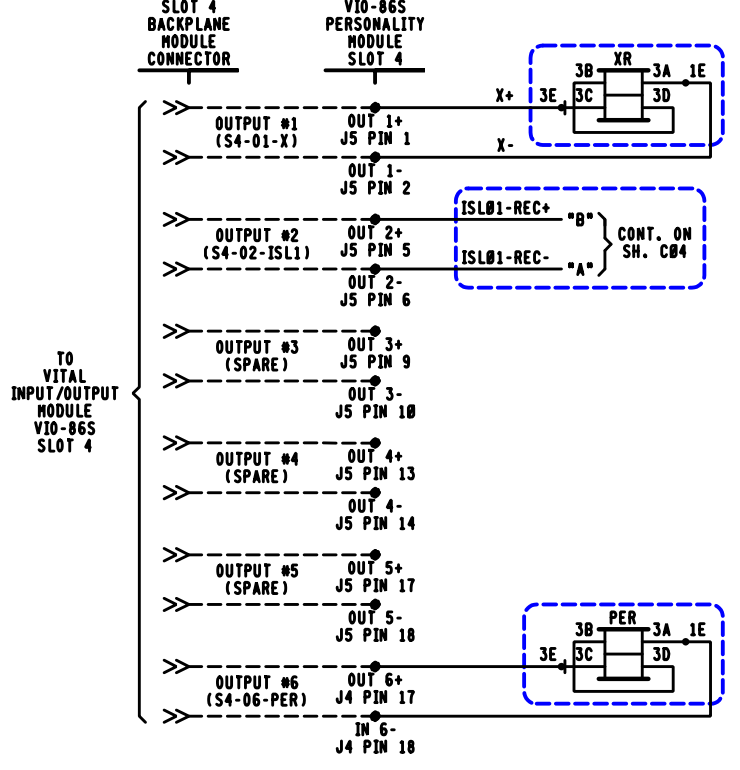
6' X 6' RELAY HOUSE W/FARADAY SHIELD

PRELIMINARY
PROGRESS
RAIL SERVICES
A Caterpillar Company
NEW WORK
DATE: 06-24-25
CSX # PA2021009
PRS/ANJ/SAF

REVISIONS			 RAIL TRANSPORT GROUP ENGINEERING COMMUNICATIONS AND SIGNALS			
			EAST 10TH STREET 524335N ERIE YARD INDUSTRIAL TRACK ELECTROLOGIXS XP4 MODULE LAYOUT ERIE, PA MP. QDY-8.47			
DESIGNED PRS/ANJ	DIGITIZED PRS/ANJ	CHECKED PRS/SAF	DATE 06-24-25			
DRAWING -----	SHEET NO -----	NEXT SH -----	NEXT FILE QDY00047	NEXT SH C01	SHEET E02	



SLOT 4 I/O	
INPUT 1	(SPARE)
INPUT 2	(SPARE)
INPUT 3	(SPARE)
INPUT 4	(SPARE)
INPUT 5	(SPARE)
INPUT 6	(SPARE)
INPUT 7	CROSSING ACTIVATION TEST
INPUT 8	OUT OF SERVICE JUMPER INPUT (OOS)
OUTPUT 1	X OUTPUT
OUTPUT 2	ISL01 OUTPUT
OUTPUT 3	(SPARE)
OUTPUT 4	(SPARE)
OUTPUT 5	(SPARE)
OUTPUT 6	TRAFFIC SIGNAL PREEMPTION OUTPUT



NOTES
 1. ALL WIRE THIS SHEET #16 AWG UNLESS NOTED.
 2. APPROACH DISABLE JUMPER INPUT. THIS INPUT IS USED IN COMBINATION WITH THE SOFT APPROACH DISABLE ACCESSED THROUGH THE CDU-2 KEYPAD. BOTH BITS MUST BE HIGH TO DISABLE AN APPROACH. THE OPERATOR IS SOLELY RESPONSIBLE FOR CROSSING PROTECTION WHEN THE APPROACH DISABLE FUNCTION IS ACTIVATED.

EXISTING
PRELIMINARY
PROGRESS
 RAIL SERVICES
 A Caterpillar Company
 DATE: 06-24-25
 CSX# PA2021009
 PRS/AMJ/SAF
 NEW WORK
 X = OUT
 O = IN

REVISIONS			 RAIL TRANSPORT GROUP ENGINEERING COMMUNICATIONS AND SIGNALS EAST 10TH STREET 524335N ERIE YARD INDUSTRIAL TRACK XP4 CROSSING DETECTION AND I/O CIRCUITS ERIE, PA MP. QDY-B.47			
DESIGNED	DIGITIZED	CHECKED	DATE			
PRS/AMJ	PRS/AMJ	PRS/SAF	06-24-25			
DRAWING	SHEET NO	NEXT SH	NEXT FILE	NEXT SH	FILE	SHEET
-----	-----	-----	QDY00047	C02	QDY00047	C01 A

SITE SPECIFIC MDR DESCRIPTIONS AND SETTINGS

NAME	HDR1	HDR2	
FUNCTION	XR	PER	
WARNING TIME	30	50	
CW/MD	CW	CW	
AP TIME(PREEMPT)	20	NA	
CWE-VT	00	00	
AUX RECOVERY DELAY	NA	NA	
TRACK	TK 1	TK 1	
TRACK ASSIGNED	ASSIGNED	ASSIGNED	
OFFSET DISTANCE	0'	0'	
MD RESTART	0*	0*	
SUDDEN SHUNT ZONE	0*	0*	
POSITIVE START	PSEN	DISABLE	DISABLE
	PSRX	NA	NA
	PST	NA	NA
POST JOINT DETECT	PJEN	ENABLE	ENABLE
	PJRX	15	15
	PJDT	15	15
CLEAR JOINT LOS	CJ-LOS MODE	STANDARD	STANDARD
	CJ-LOS RX	15	15
	CJ-LOS TIME	99	99

BASIC TRACK SETUP	
	TRACK 1
FREQUENCY	753 HZ
MASTER/SLAVE	MASTER
RX ADJUST	100 *
TCA	*
DIRECTION MODE	BI
LIA	*
ADVANCED APPROACH	*
NBS COMP RX	*
TRK ISLAND ASSIGN	ISL1
APPROACH LENGTH	976'
AUTO RX	ENABLE

ADVANCED TRACK SETUP		
	TRACK 1	
MOTION DET TIMER	MDEN	DISABLE
	MDTT	10 MIN
FALSE SHUNT	FSEN	DISABLE
	FSRX	NA
	FST	NA
APPROACH RELEASE	AREN	DISABLE
	ARRX	NA
	ART	NA
LOS TIME	16 SEC	
IJ-LOS TIME	5 SEC	
NRHL+SHRT+VRYSHRT	*	

ISLAND SETUP	
	TRACK 1
ENABLE/DISABLE	ENABLE
FREQUENCY	0.0 KHZ
LOSS OF SHUNT	2 SEC.
FAULT DELAY	1

✖ = FIELD TO PROVIDE ON A.I.S.

APPLICATION SOFTWARE INFORMATION	
NAME	524335N_0.47
REV.	1.0
CHECKSUM	XXXX ✖
CRC	XXXX ✖
CH. I.D.	47

CHASSIS ID DIP SHUNTS LOCATED ON BACKPLANE UNDERNEATH UCI-3 MODULE

○ = TAB INTACT (MADE)
● = TAB PUNCHED OUT (BROKEN)

VITAL SELECTION DIP SHUNTS LOCATED INSIDE UCI-3 MODULE UNDERNEATH EPROM

○ = TAB INTACT (MADE)
● = TAB PUNCHED OUT (BROKEN)

VPN3 ETHERNET SETUP	
	IP ADDRESS
ETHERNET PORT 1 (TOP)	192.168.0.11
ETHERNET PORT 2 (BOTTOM)	192.168.1.12

#	NAME	STATE
1	NA	INTACT (NOT USED)
2	NA	INTACT (NOT USED)
3	NA	INTACT (NOT USED)
4	NA	INTACT (NOT USED)
5	NA	INTACT (NOT USED)
6	NA	INTACT (NOT USED)
7	NA	INTACT (NOT USED)
8	NA	INTACT (NOT USED)
9	NA	INTACT (NOT USED)
10	NA	INTACT (NOT USED)
11	NA	INTACT (NOT USED)
12	NA	INTACT (NOT USED)
13	NA	INTACT (NOT USED)
14	NA	INTACT (NOT USED)
15	NA	INTACT (NOT USED)
16	NA	INTACT (NOT USED)

○ = NOTE

PRELIMINARY

PROGRESS

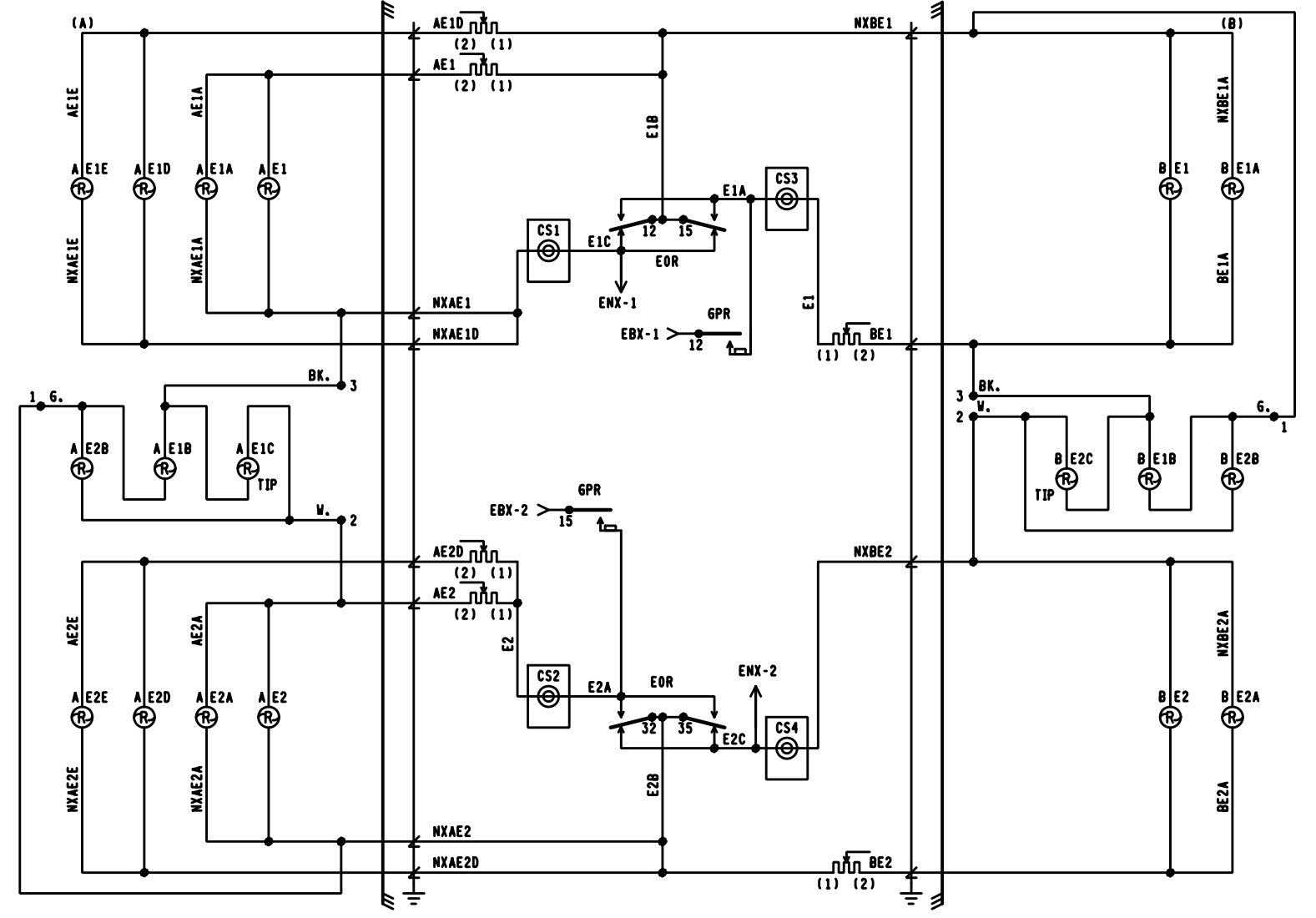
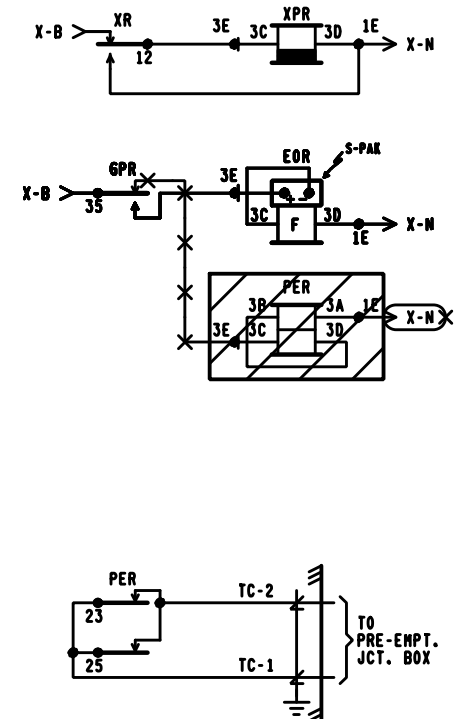
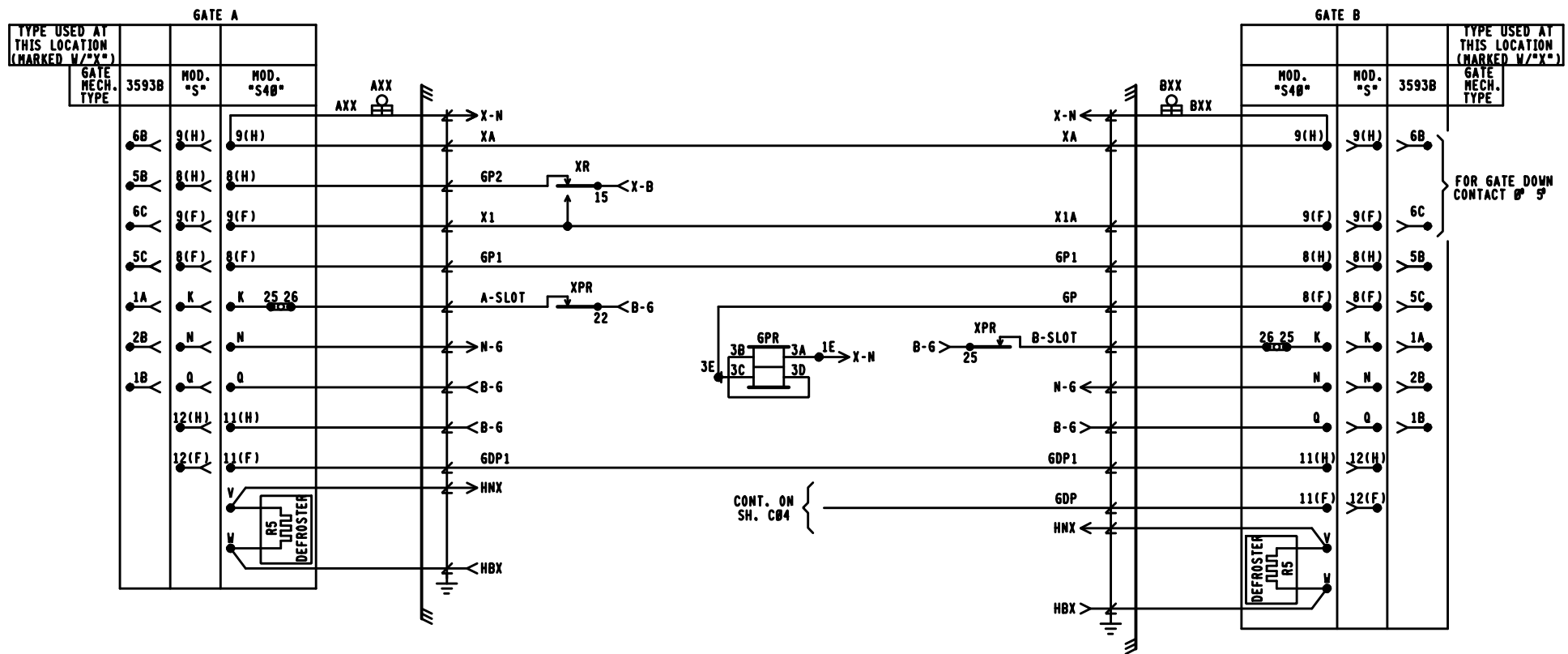
RAIL SERVICES

A Caterpillar Company DATE: 06-24-25
NEW WORK CSX# PA2021009 PRS/ANJ/SAF

✖ ✖ = OUT

NOTES:
● = FIELD ADJUSTMENT
NA = NOT APPLICABLE

REVISIONS			 RAIL TRANSPORT GROUP ENGINEERING COMMUNICATIONS AND SIGNALS			
			EAST 10TH STREET 524335N ERIE YARD INDUSTRIAL TRACK XP4 SETUP INFORMATION ERIE, PA HP. QDY-0.47			
DESIGNED	DIGITIZED	CHECKED	DATE			
PRS/ANJ	PRS/ANJ	PRS/SAF	06-24-25			
DRAWING	SHEET NO	NEXT SH	NEXT FILE	NEXT SH	FILE	SHEET
-----	-----	-----	QDY00047	C03	QDY00047	C02 (A)



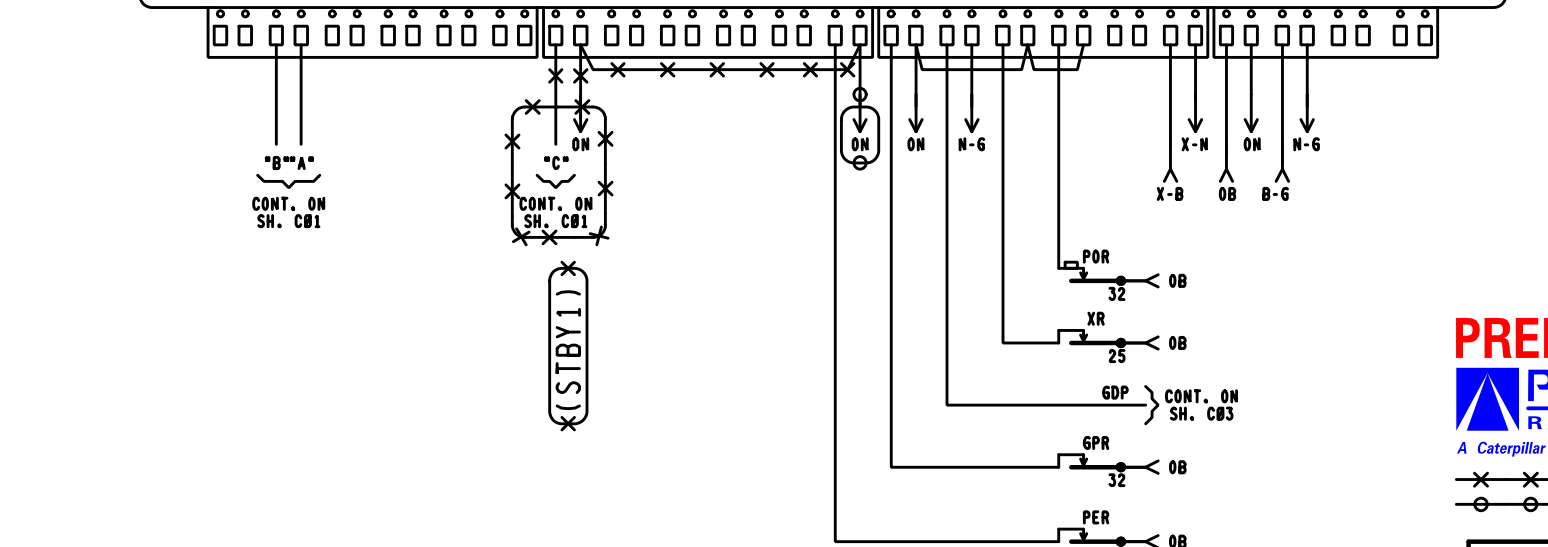
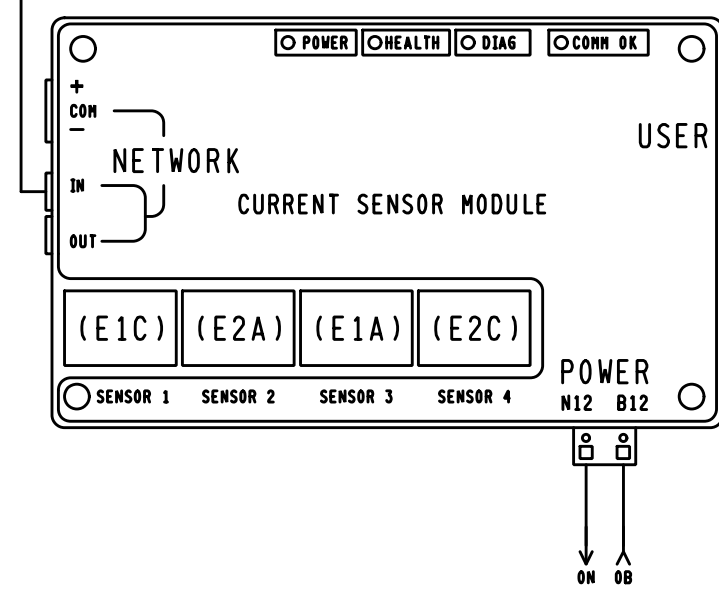
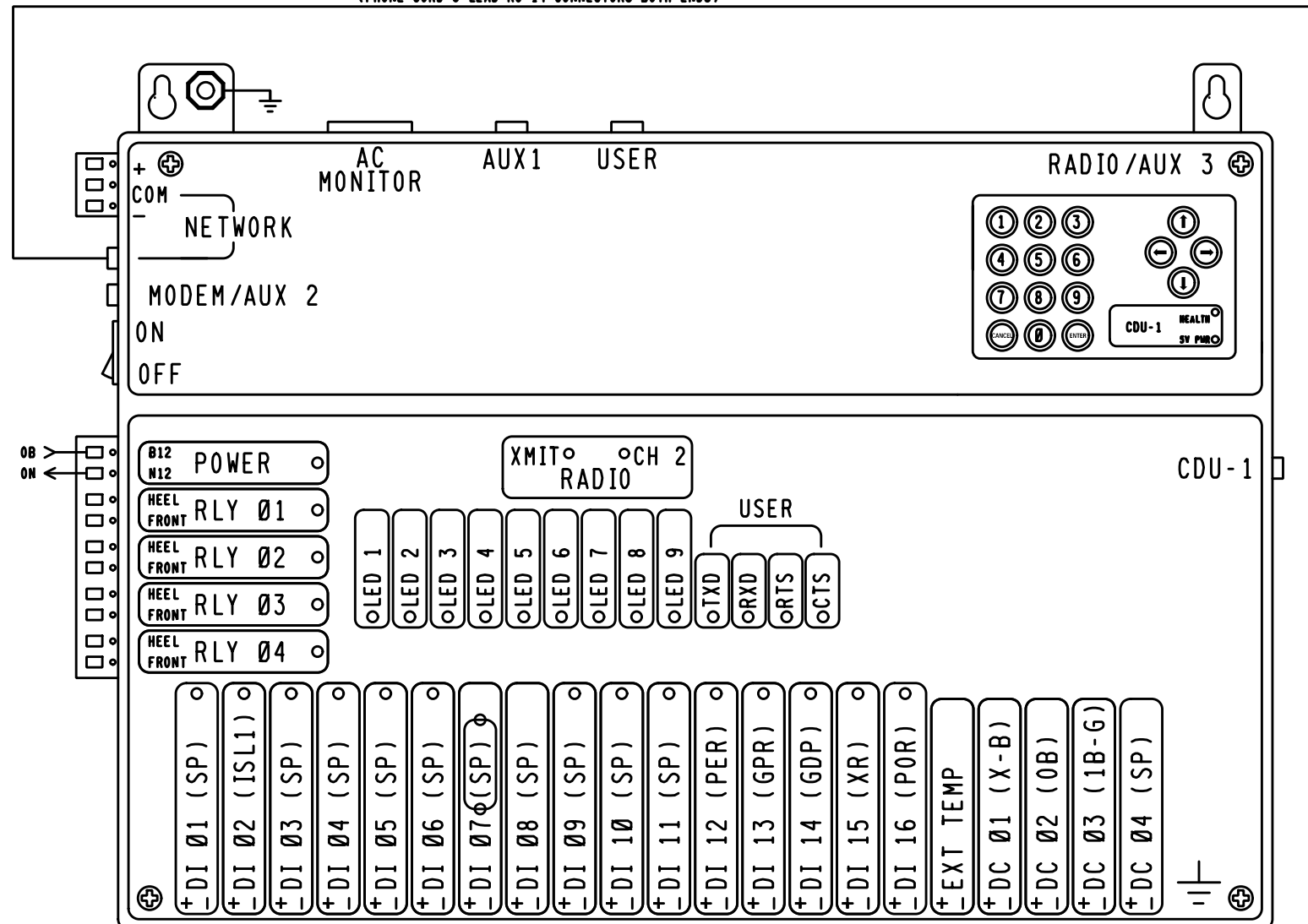
= SHOWN ELSEWHERE
PRELIMINARY
PROGRESS
 RAIL SERVICES
 A Caterpillar Company
 DATE: 06-24-25
 CSX# PA2021009
 PRS/ANJ/SAF

NOTE:
 LIGHT RESISTOR IS A 1.5 OHM,
 15 WATT, ADJUSTABLE RESISTOR.
 (1) = INSULATED TERMINAL.

CP-2 TO CP-97
 EAST 10TH STREET 524 335N MP. QDY-1.46

REVISIONS				 RAIL TRANSPORT GROUP ENGINEERING COMMUNICATIONS AND SIGNALS			
06-14-05 GET PA1999074A, PA1999074B, PA1999075A, PA2002030, PA2002031 & PA2002032				EAST 10TH STREET 524335N ERIE YARD INDUSTRIAL TRACK CROSSING WARNING DEVICE CIRCUITRY ERIE, PA MP. QDY-B.47			
DESIGNED GET/MPB	DIGITIZED GET/CSM	CHECKED GET/FAP	DATE 05-17-02	DESIGNED GET/MPB	DIGITIZED GET/CSM	CHECKED GET/FAP	DATE 05-17-02
DRAWING 3515-0015	SHEET NO 1-5	NEXT SH 1-6	NEXT FILE QDY00047	NEXT SH C04	FILE QDY00047	SHEET C03	
			QDY00146		QDY00146		

(PHONE CORD-6 LEAD-RJ-14 CONNECTORS BOTH ENDS)



PRELIMINARY
PROGRESS
 RAIL SERVICES
 A Caterpillar Company
 DATE: 06-24-25
 CSX# PA2021009
 PRS/ANJ/SAF

CP-2 TO CP-97
 EAST 10TH STREET 524 335N MP. QDY-1.40

REVISIONS		CSX TRANSPORTATION			
06-14-05 GET PA1999074A, PA1999074B, PA1999075A, PA2002030, PA2002031 & PA2002032		RAIL TRANSPORT GROUP ENGINEERING COMMUNICATIONS AND SIGNALS EAST 10TH STREET 524335N ERIE YARD INDUSTRIAL TRACK HAWK RECORDER CIRCUITS ERIE, PA MP. QDY-0.47			
DESIGNED GET/MPB	DIGITIZED GET/CSM	CHECKED GET/FAP	DATE 05-17-02		
DRAWING 3515-0015	SHEET NO 1-6	NEXT SH 1-7	NEXT FILE QDY00047	FILE QDY00047	
REV. 10-08-01		QDY00146	QDY00146	PND3R.C03	

	DEFAULTS AND/OR STYLE	FIELD RECORD
HAWK EXECUTIVE PROGRAM	VERSION 2.3, COMPILED ON NOV 14, 2001	VERSION _____, COMPILED ON _____ (FIELD TO ENTER)
CSXT USER PROGRAM (IF LOADED)	VERSION X.XXX, COMPILED ON MM-DD-YY	VERSION _____, COMPILED ON _____ (FIELD TO ENTER)
SYSTEM SETTINGS		
DATE & TIME (ENABLE DAYLIGHT SAVINGS TIME = Y (YES))	MM-DD-YY 23:01:59	n/a
FILE POST	XYZ-789.01	QDY-1.46
SITE NAME	MAIN ST (SR-17,US-1)	EAST 10TH STREET
DOT NUMBER	123456A	524335N

BATTERY INPUTS	DC #1	DC #2	DC #3	DC #4
CHANNEL	1	2	3	4
BATTERY CHANNEL NAMES	X-B BULB BATTERY	OB ELECTRONIC BATTERY	1B-6 GATE BATTERY	SPARE
BATTERY CHANNEL I.D.	X-B	OB	1B-6	SP
SAMPLE PERIOD	500 ms	500 ms	500 ms	10,000 ms
RESOLUTION	00.2 V	00.2 V	01.2V	01.2V

DIGITAL INPUTS	DI #1	DI #2	DI #3	DI #4	DI #5
CHANNEL	1	2	3	4	5
NAME		ISLAND TRACK 1			
ID	SP	ISL1	SP	SP	SP
ON NAME		ISL1 UP			
OFF NAME		ISL1 DN			
ON DEBOUNCE TIME	1000 ms	100 ms	1000 ms	1000 ms	1000 ms
OFF DEBOUNCE TIME	1000 ms	100 ms	1000 ms	1000 ms	1000 ms
TOGGLE PERIOD	500 ms	500 ms	500 ms	500 ms	500 ms

DIGITAL INPUTS	DI #6	DI #7	DI #8	DI #9	DI #10
CHANNEL	6	7	8	9	10
NAME					
ID	SP	SP	SP	SP	SP
ON NAME					
OFF NAME					
ON DEBOUNCE TIME	1000 ms	1000 ms	1000 ms	1000 ms	1000 ms
OFF DEBOUNCE TIME	1000 ms	1000 ms	1000 ms	1000 ms	1000 ms
TOGGLE PERIOD	500 ms	500 ms	500 ms	500 ms	500 ms

* HARMON OR SAFETRAN OUTPUT INDICATIONS WILL DICTATE WHETHER PRIMARY UNIT OR STANDBY UNIT HAS THE "ON" NAME.

DI #7
7
STANDBY1
STBY1
STANDBY UNIT
PRIMARY UNIT
100 ms
100 ms
500 ms

DIGITAL INPUTS	DI #11	DI #12	DI #13	DI #14	DI #15	DI #16
CHANNEL	11	12	13	14	15	16
NAME		PER	GPR	GDP	XR	POR
ID	SP	PER	GPR	GDP	XR	POR
ON NAME		PER UP	GATE VERTICAL	GATE HORIZ	XR UP	POR UP
OFF NAME		PER DN	LIGHTS FLASH	NOT HORIZ	XR DN	POR DN
ON DEBOUNCE TIME	1000 ms	100 ms	100 ms	100 ms	100 ms	100 ms
OFF DEBOUNCE TIME	1000 ms	100 ms	100 ms	100 ms	100 ms	100 ms
TOGGLE PERIOD	500 ms	500 ms	500 ms	500 ms	500 ms	500 ms

MODULE-DIGITAL 4 QUAD CURRENT SENSOR SERIAL NUMBER: [_____] (BLANK UNTIL AIS RECEIVED)				
RESOLUTION (AMPS RMS)	: [00.1] ARMS			
AUTOMATICALLY ALLOCATED DIGITAL INPUT	DI 17	DI 18	DI 19	DI 20
DIGITAL 4 QUAD CURRENT SENSOR	1	2	3	4
NAME	E1C	E2A	E1A	E2C
ID	E1C	E2A	E1A	E2C
LIT BULB COUNT ON EACH CIRCUIT	6	6	4	4
CURRENT READING IN AMPS AT APPROXIMATE 10.0 VOLTS BULB VOLTAGE	14	14	9	9

CHANNEL	1	2	3	4
NAME	RELAY OUTPUT #1	RELAY OUTPUT #2	RELAY OUTPUT #3	RELAY OUTPUT #4
I.D.	RLY#1	RLY#2	RLY#3	RLY#4
ON NAME	ON	ON	ON	ON
OFF NAME	OFF	OFF	OFF	OFF
PULSE DURATION	1000 ms	1000 ms	1000 ms	1000 ms

PORT	USER	AUX 1	MODEN/AUX 2
BAUD RATE	38400	9600	9600
PARITY	N	N	N
DATA BITS	8	8	8
STOP BITS	1	1	1
FLOW CONTROL	NONE	NONE	NONE

PRELIMINARY
PROGRESS
 RAIL SERVICES
 A Caterpillar Company
 DATE: 06-24-25
 CSX#: PA2021009
 PRS/ANJ/SAF

CP-2 TO CP-97

EAST 10TH STREET 524 335N HP. QDY-1.46

REVISIONS				CSX TRANSPORTATION RAIL TRANSPORT GROUP ENGINEERING COMMUNICATIONS AND SIGNALS			
06-14-05 GET PA1999074A, PA1999074B, PA1999075A, PA2002030, PA2002031 & PA2002032				EAST 10TH STREET 524335N			
				ERIE YARD INDUSTRIAL TRACK HAWK RECORDER PROGRAM ERIE, PA HP. QDY-0.47			
DESIGNED GET/MPB	DIGITIZED GET/CSN	CHECKED GET/FAP	DATE 05-17-02	FILE QDY00560	NEXT SH 101	FILE QDY00047	SHEET C05
DRAWING 3515-0015	SHEET NO 1-7	NEXT SH	NEXT FILE QDY00560	NEXT SH 101	FILE QDY00047	SHEET C05	

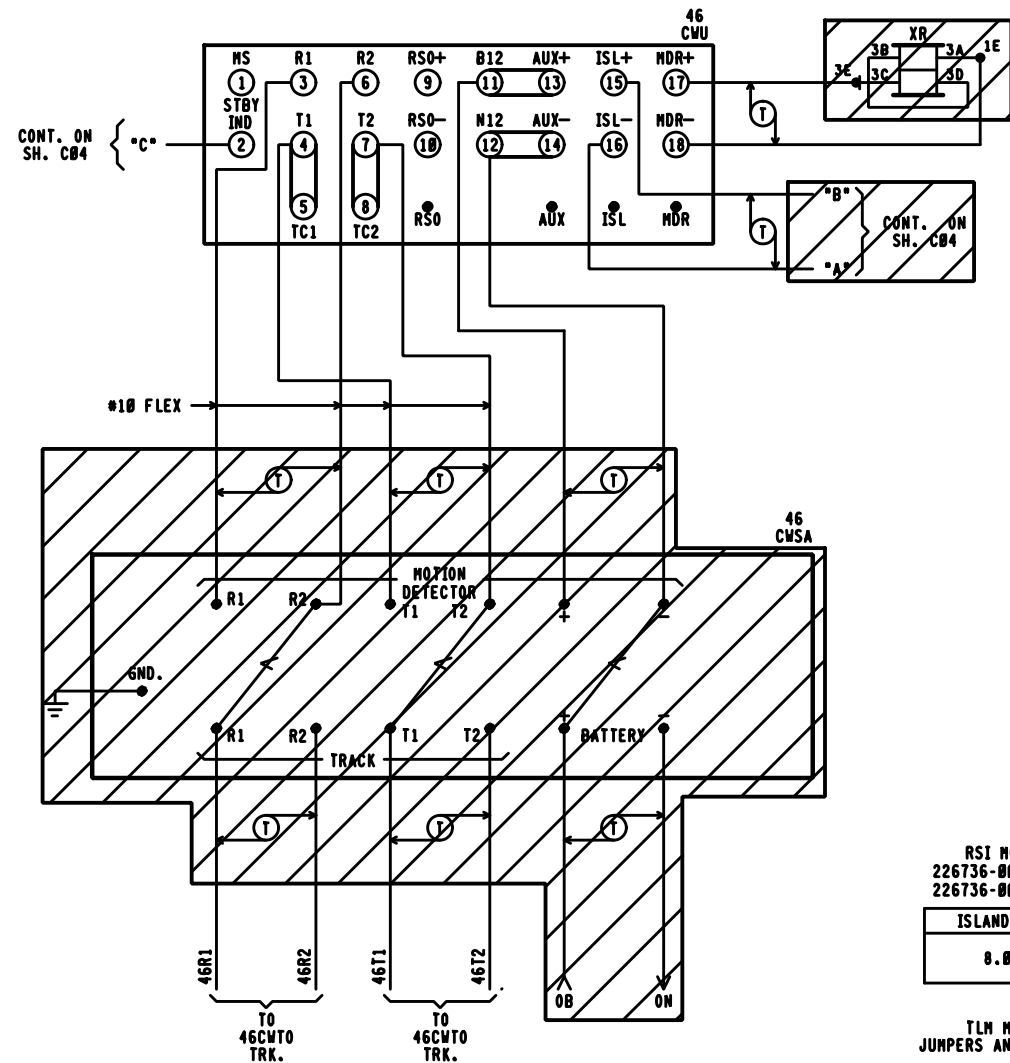
REV. 11-12-01

QDY00146 PHD3R.C04

46CWU
PMD-3R MODULES REQUIRED

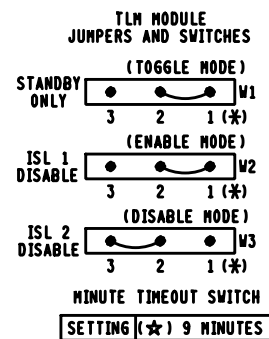
RM (RECORDER MEMORY) (NOT USED)
TRM (TRANSCIVER)
TRM (TRANSCIVER)
RSI (ISLAND)
RSI (ISLAND)
RYD (RELAY DRIVE)
RYD (RELAY DRIVE)
CPU (CENTRAL PROCESSOR UNIT)
CPU (CENTRAL PROCESSOR UNIT)
TLM (TRANSFER LOGIC)

FRONT VIEW



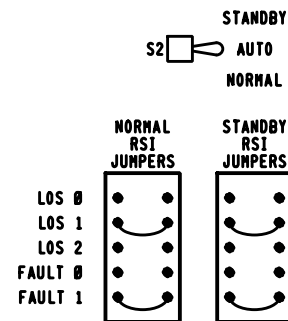
RSI MODULE
226736-000 8.0KHZ
226736-001 4.0KHZ

ISLAND FREQ.
8.0KHZ



NOTE:
PIN 1 IS IDENTIFIED BY ASTERICK BELOW IT.
(*) = MAY BE SET PER FIELD CONDITIONS.

CABINET SWITCHES					
THESE SWITCHES ARE LOCATED ON MOTHERBOARD					
MASTER/SLAVE					
MASTER			SLAVE		
S1					
SYSTEM CONFIGURATION					
S6 & S7 DIP SWITCH POSITIONS					
SWITCH	1	2	3	4	
SWITCH POSITION	OFF	ON	OFF	OFF	
APPROACH	NORMAL (NOT USED)				
FREQUENCY SELECT					
S2 & S3 DIP SWITCH POSITIONS 753 HZ					
SWITCH	1	2	3	4	5
SWITCH POSITION	ON	OFF	ON	OFF	ON
S4 & S5 DIP SWITCH POSITIONS 753 HZ					
SWITCH	1	2	3	4	5
SWITCH POSITION	ON	OFF	ON	OFF	ON



PROGRESS
RAIL SERVICES
A Caterpillar Company
DATE: 06-24-25
CSX # PA2021009
PRS/ANJ/SAF

REVISIONS			CSX TRANSPORTATION RAIL TRANSPORT GROUP ENGINEERING COMMUNICATIONS AND SIGNALS			
06-14-05 GET PA1999074A, PA1999074B, PA1999075A, PA2002030, PA2002031 & PA2002032			CP-2 TO CP-97 ERIE YARD INDUSTRIAL TRACK CROSSING DETECTION CIRCUITRY EAST 10TH STREET 524 335N HP. QDY-1.46			
DESIGNED GET/MPB	DIGITIZED GET/CSM	CHECKED GET/FAP	DATE 05-17-02			
DRAWING 3515-0015	SHEET NO 1-3	NEXT SH 1-4	NEXT FILE QDY00146	NEXT SH C02	FILE QDY00146	SHEET C01

46CWU

TRM LOCAL PARAMETERS PMD-3R DESIGN CARD

		DEFAULTS & FOR STYLE	FIELD RECORD
OPERATING PROGRAM PROG	VERSION AND COMPILE DATE	35.0 MM/DD/YY	— 17
SYSTEM MONITOR PROGRAM EPRN	VERSION AND COMPILE DATE	20.2 MM/DD/YY	— 17
ADJUSTMENT	RANGE	DEFAULT	TRACK 1
#1 RX	100 IS INTENDED	NA	
#2 PH (PHASE)	INTENDED ABOVE 32 (NOT ADJUSTABLE)	NA	
#3 CW / MD	CW OR MD NOT ADJUSTABLE FROM MD TOWARD CW (SEE TCR 430-01 FOR CONSTRAINTS)	MD	MD
#4 UNI/BI (IF CW IS CHOSEN IN #3)	UNI OR BI	BI	NA
#5 LIA (IF CW IS CHOSEN IN #3)	-9 TO +9	LIA=0	NA
#6 WT (IF CW IS CHOSEN IN #3)	23 TO 99	WT=99	NA
#7 TC	WHEN IN CONFORMANCE WITH PMD-3R MANUAL, ADJUST TC FOR A TRANSMITTER CHECK MONITOR VALUE LESS THAN 470	NA	
#8 B (BALLAST COMPENSATION)	50 TO 250 (FIELD ADJUSTMENT - ADJUST ONLY WHEN IN CONFORMANCE WITH DATA ACCUMULATED AT THIS SITE AND IN COMPLIANCE WITH SUPERVISOR INSTRUCTIONS & PMD-3R MANUAL)	NA	
#9 PC (PHASE COMPENSATION)	0 TO +10 (FIELD ADJUSTMENT - ADJUST ONLY WHEN IN CONFORMANCE WITH SUPERVISOR INSTRUCTIONS & PMD-3R MANUAL)	PC=0	
#10 FREQ	REFERENCE, NOT ADJUSTABLE FROM MENU	NA	NA
#11 FS-T (FALSE SHUNT TIMER)	ENTRANCE TO SUDDEN FALSE SHUNT SUB-MENU	NA	NA
#12 FR (FALSE SHUNT % OF RX APPROACH)	0 TO 80 NOT ADJUSTABLE FROM ZERO UNTIL AFTER STRICT DESIGN REVIEW FOR SITE APPLICATION CONFLICTS, FR=0 MEANS DISABLED (SEE TCR 430-01 FOR CONSTRAINTS)	FR=0	FR=0
#13 FT (FAULT TIMER)	0 TO 99 MINUTES (FACTORY DEFAULT IS 10)	FT=10	NA
#14 AR-T (APPROACH RELEASE TIMER)	ENTRANCE TO SUB-MENU FOR RESIDUAL FALSE SHUNT STARTED DURING TRAIN PASSAGE	NA	NA
#15 AR (FALSE SHUNT % OF RX APPROACH)	0 TO 80 NOT ADJUSTABLE FROM ZERO UNTIL AFTER STRICT DESIGN REVIEW FOR SITE APPLICATION CONFLICTS AR=0 MEANS DISABLED (SEE TCR 430-01 FOR CONSTRAINTS)	AR=0	AR=0
#16 AT (FAULT TIMER)	0 TO 99 MINUTES (FACTORY DEFAULT IS 10)	AT=10	AT=10
#17 HS (HIGHEST STABLE R VALUE)	REFERENCE, NOT ADJUSTABLE FROM MENU	NA	NA
#18 LP (LOWEST STABLE PHASE)	REFERENCE, NOT ADJUSTABLE FROM MENU	NA	NA
#19 SD (SELF DIAGNOSTICS)	REFERENCE, NOT ADJUSTABLE FROM MENU, BUT MENU CAN REVIEW, THEN CLEAR DIAGNOSTIC CODES	NA	NA
#20 REC (TRAIN RECORD DISPLAY)	REFERENCE, SEQUENTIAL DISPLAY OF PREVIOUS WARNING TIME RECORDS (NO ADJUSTMENT)	NA	NA
#21 PRN (PRINTER/LAPTOP READY)	STARTS DOWNLOAD OF INTERNAL TRAIN EVENT LOG WHEN SERIAL PORT CABLE CONNECTED	NA	NA
#22 LSP (LOCAL SERIAL PORT)	ENTRANCE TO SUB-MENU FOR SETTING SPEED OF SERIAL PORT DOWNLOADS	NA	NA
#23 @ (BAUD RATE)	BAUD RATE OF 38,400 IS 384 AND DEFAULT	@=384	@=384
#24 DB (DATA BITS)	7 OR 8 8 IS DEFAULT	DB=8	DB=8
#25 PA (PARITY)	0, E, OR N N IS DEFAULT	PA=N	PA=N
#26 AR (AUTO RX)	UP OR DN DN IS FACTORY DEFAULT (FIELD ADJUSTMENT - ADJUST TO "UP" ONLY WHEN BC HAS BEEN PREVIOUSLY STABILIZED THROUGH ADJUSTMENT, AND ONLY WHEN IN CONFORMANCE WITH SUPERVISOR INSTRUCTIONS AND PMD-3R MANUAL)	AR=DN	AR=DN
#27 RX (POTENTIOMETER VALUE)	REFERENCE, DISPLAY ONLY	NA	NA
#28 VERS (PROGRAM VERSION)	REFERENCE, SEQUENTIAL DISPLAY OF EPRN AND SOFTWARE VERSIONS	NA	NA

ALL OUT
THIS SHEET IS VOID
WHEN AS IN SERVICED.



REVISIONS			 RAIL TRANSPORT GROUP ENGINEERING COMMUNICATIONS AND SIGNALS			
06-14-05 GET PA1999074A, PA1999074B, PA1999075A, PA2002030, PA2002031 & PA2002032			CP-2 TO CP-97 ERIE YARD INDUSTRIAL TRACK DETECTION DEVICE PROGRAM EAST 10TH STREET 524 335N HP. QDY-1.46			
DESIGNED GET/MPB	DIGITIZED GET/CSN	CHECKED GET/FAP	DATE 05-17-02			
DRAWING 3515-0015	SHEET NO 1-4	NEXT SH 1-5	NEXT FILE QDY00146	NEXT SH C03	FILE QDY00146	SHEET C02

REVISIONS

1	7-20-98	NEW PLAN DRAWN ACCOUNT WARNING DEVICES ADDED AT BAY FRONT PRKY..	P.U.C. DUE DATE: SYSTEM FILE NO: WO/AFE NO: 46379 IN SERVICE: 6-21-99 PER: PRD	DMR HRL
2	6-30-00	PLAN REVISED ACCOUNT OF INSTALLATION OF ADDITIONAL BELL.	CSXT PROJECT NO.: PA2000013 AFE/OP NO.: PA0009, CONRAIL NO.: IN SERVICE: 5-22-02 PER: DDH REVISED: 7-2-02	EJH JMA SKN BBR
3		CSXT PROJECT NO.: PA2005011 AFE/OP NO.: 531 REVISED: 05-24-05		CSX CSX

AAR/DOT #524139G

INDEX

SH. NO.	CONTENTS	REVISION NO.						
		1	2	3	4	5	6	7
1	TITLE, NOTES, INDEX AND REVISIONS	✓	✓	✓				
2	LOCATION PLAN	✓	✓	✓				
3	POWER DISTRIBUTION	✓		✓				
4	CONTROL CIRCUITS	✓						
5	LIGHTING CIRCUITS AND CABLE TERMINATIONS	✓	✓	✓				
6		✓	✓	✓				
7	HARMON HIGHWAY CROSSING ANALYZER CIRCUITS	✓		✓				
8	FRONT AND LEFT WALL LAYOUT	✓		✓				
9	RIGHT SIDE OF HOUSE, RELAY RACK & FUNCTIONS	✓		✓				
10	TERMINAL BOARD ARRANGEMENT	✓	✓	✓				
11	HOUSE LAYOUT	✓		✓				

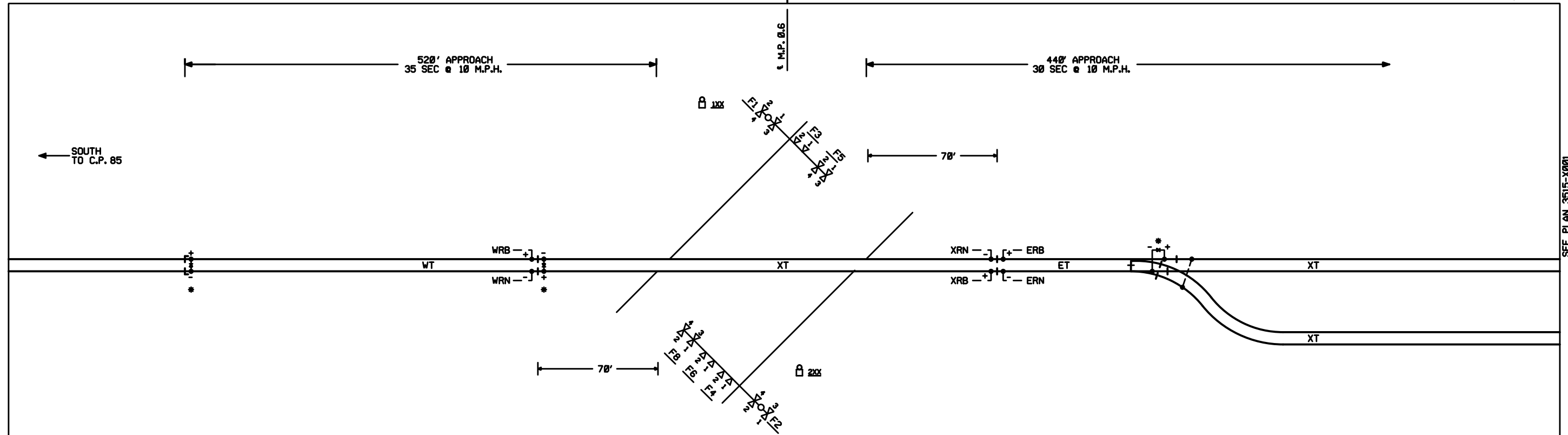
NOTES

- = FOR MATERIAL REFERENCE SEE PLAN S-1002
- ⊗ = DENOTES TWISTED PAIR
- GROUND IN ACCORDANCE WITH CS-9001-A



ALBANY DIVISION ERIE YARD I.T.
ERIE, PENNSYLVANIA
 BAY FRONT PRKY.
 TITLE, NOTES, INDEX AND REVISIONS
 PHILADELPHIA, PA. APPROVED: _____ CHIEF ENGINEER - C&S

ISSUE DATE: 07-20-98	3515-0006
REV. 3	SHEET 1 OF 11



SEE PLAN 3515-X001

BAY FRONT PRKY.

WARNING DEVICES TO BE INSTALLED IN ACCORDANCE WITH THE M.U.T.C.D. AAR/DOT *524139G

4X6 HOUSE CABLES

- 3 (2 COND. *6), TWISTED U.G. CABLES TO TRACKS
- 2 (17 COND. 2*6,8*9,7*14), U.G. CABLES TO FLASHERS
- 5 (4 COND. *9), U.G. CABLES TO CANTILEVERS.

NOTES:
* TRACK DIODE TO BE 02-390662



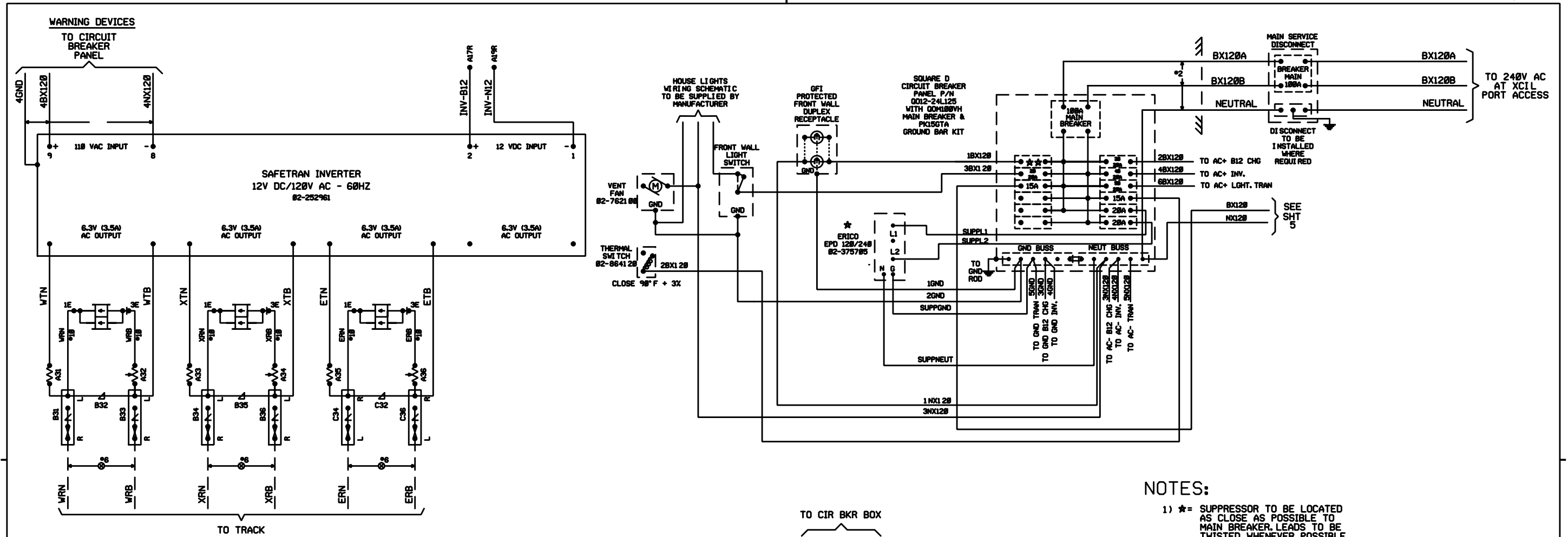
CONRAIL

BAY FRONT PRKY. ERIE, PENNSYLVANIA

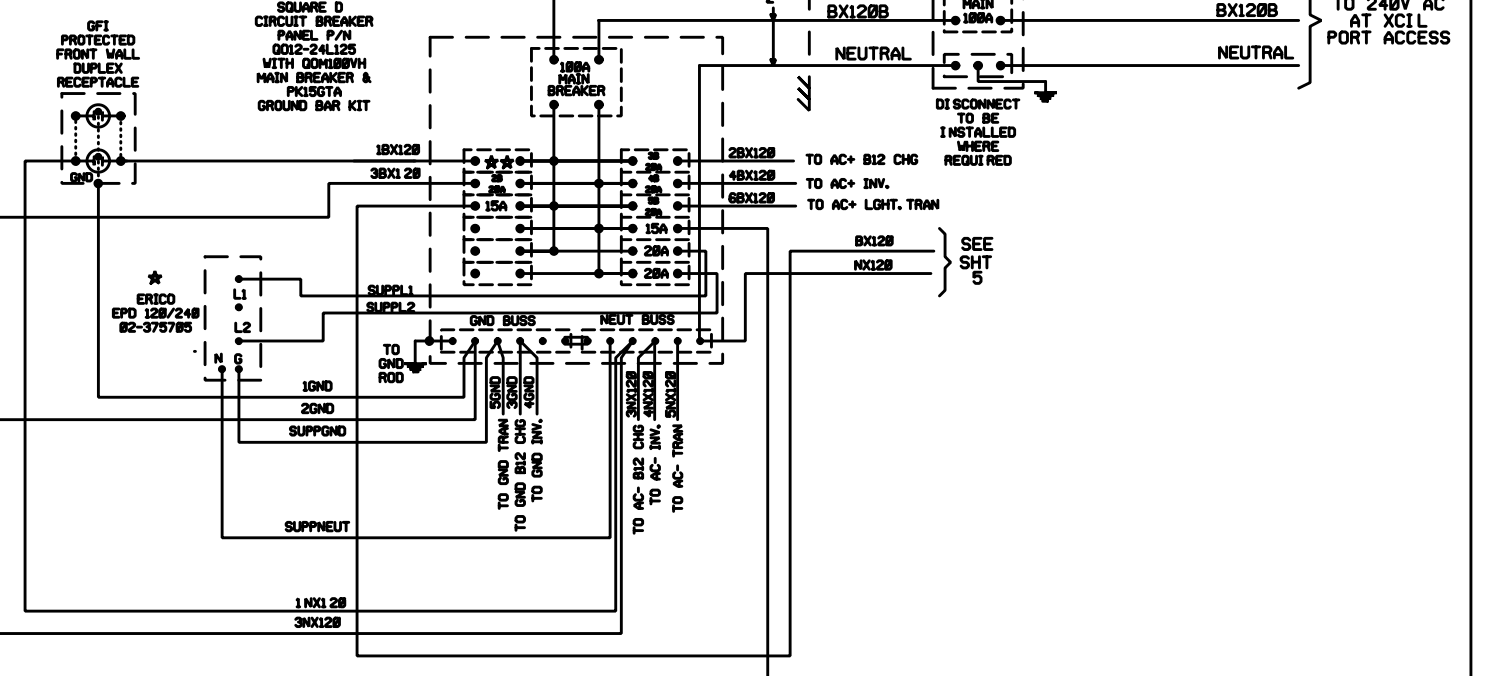
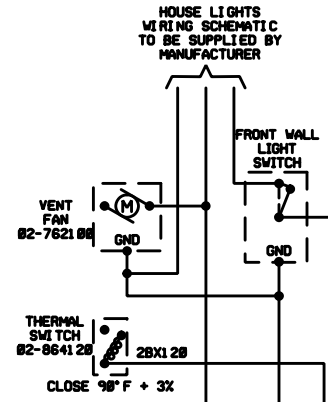
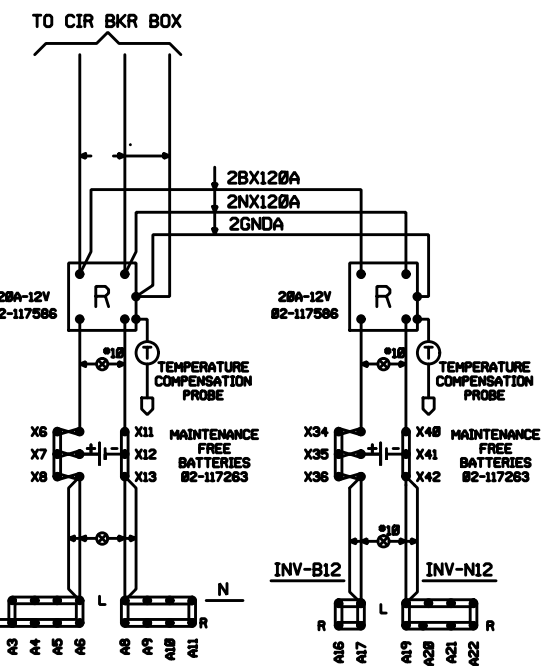
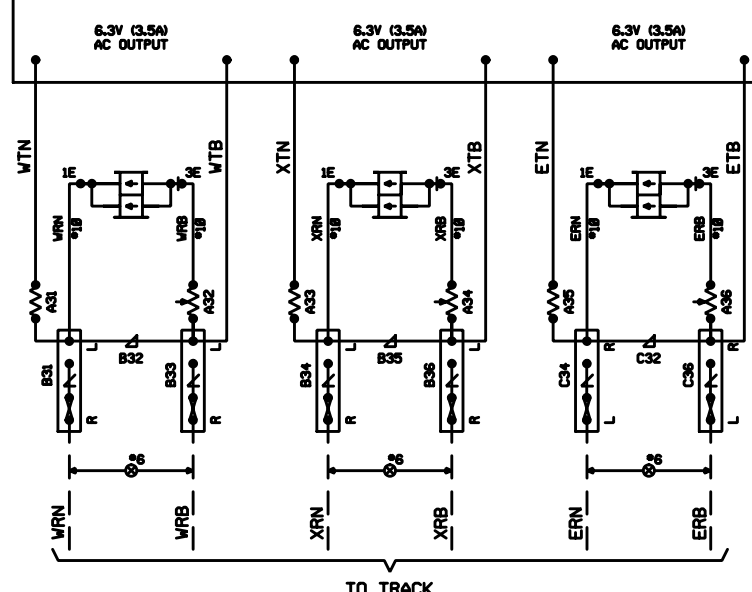

HIGHWAY CROSSING
LOCATION PLAN

ISSUE DATE: 07-20-98	3515-0006
REV. 3	SHEET 2

REV	DATE	CKD BY
1	7-13-94	HEI
2	11-1-95	HEI



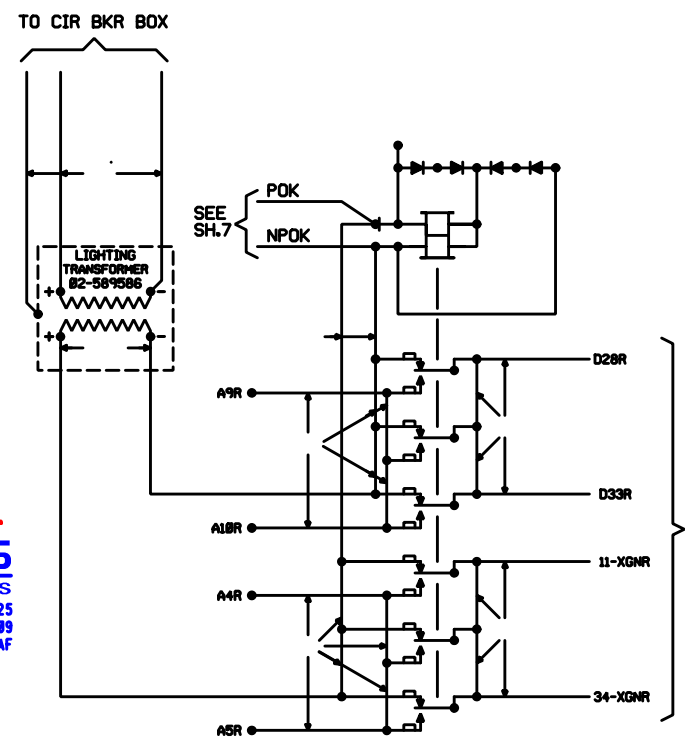
WARNING DEVICES
TO CIRCUIT BREAKER PANEL



NOTES:

- 1) * = SUPPRESSOR TO BE LOCATED AS CLOSE AS POSSIBLE TO MAIN BREAKER. LEADS TO BE TWISTED WHENEVER POSSIBLE.
- 2) 100A SERVICE REQUIRES #2 WIRE. 60A SERVICE REQUIRES #6 WIRE.
- 3) ALL AC POWER WIRING TO BE IN CONDUIT.
- 4) MAXIMUM BREAKER LOAD NOT TO EXCEED 80% OF RATING (IE. 20A BREAKER GOOD FOR 16A).
- 5) Δ = 20A CIRCUIT BREAKER RESERVED FOR COMMUNICATIONS.
- 6) 480V AC POWER SOURCE MUST BE PROTECTED BY 30A FUSING AT FEED END.
- 7) LINE SERVICE DISCONNECT DOES NOT KILL LOCATION POWER. SHOP TO PROVIDE WARNING LABEL.
- 8) ** = 20A GFI BREAKER

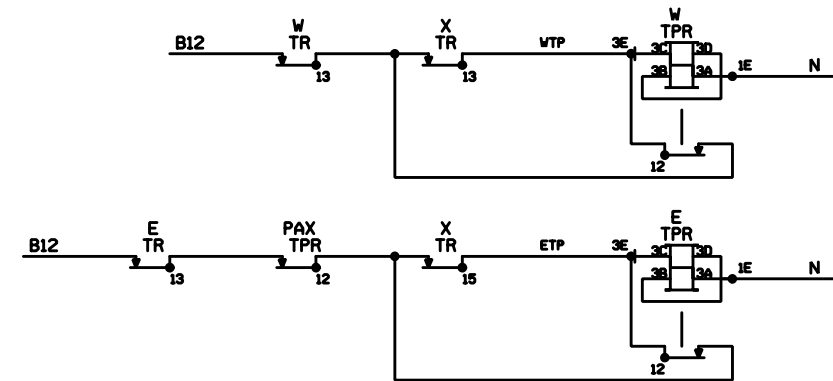
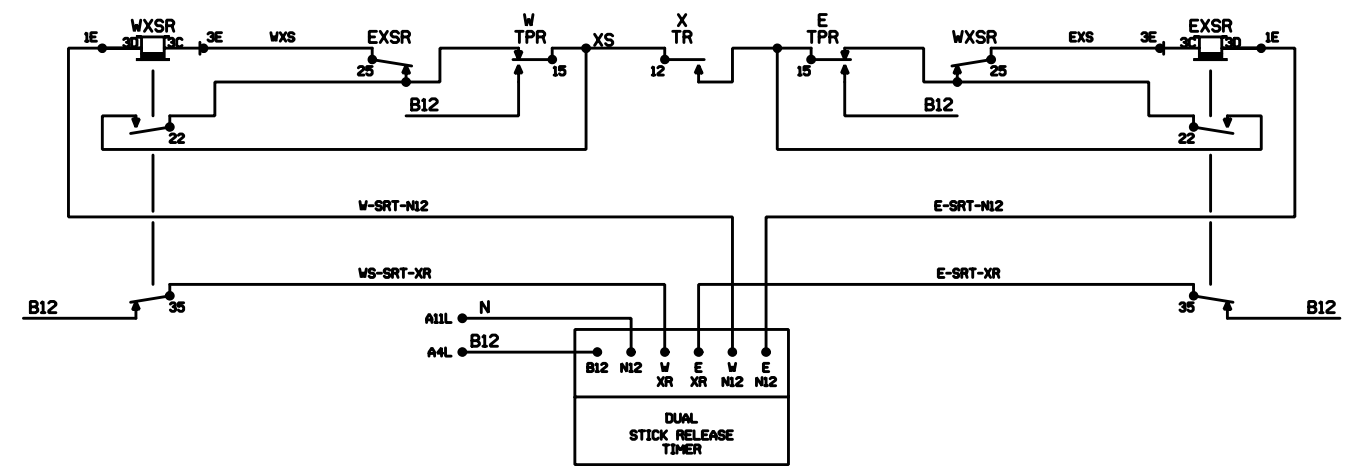
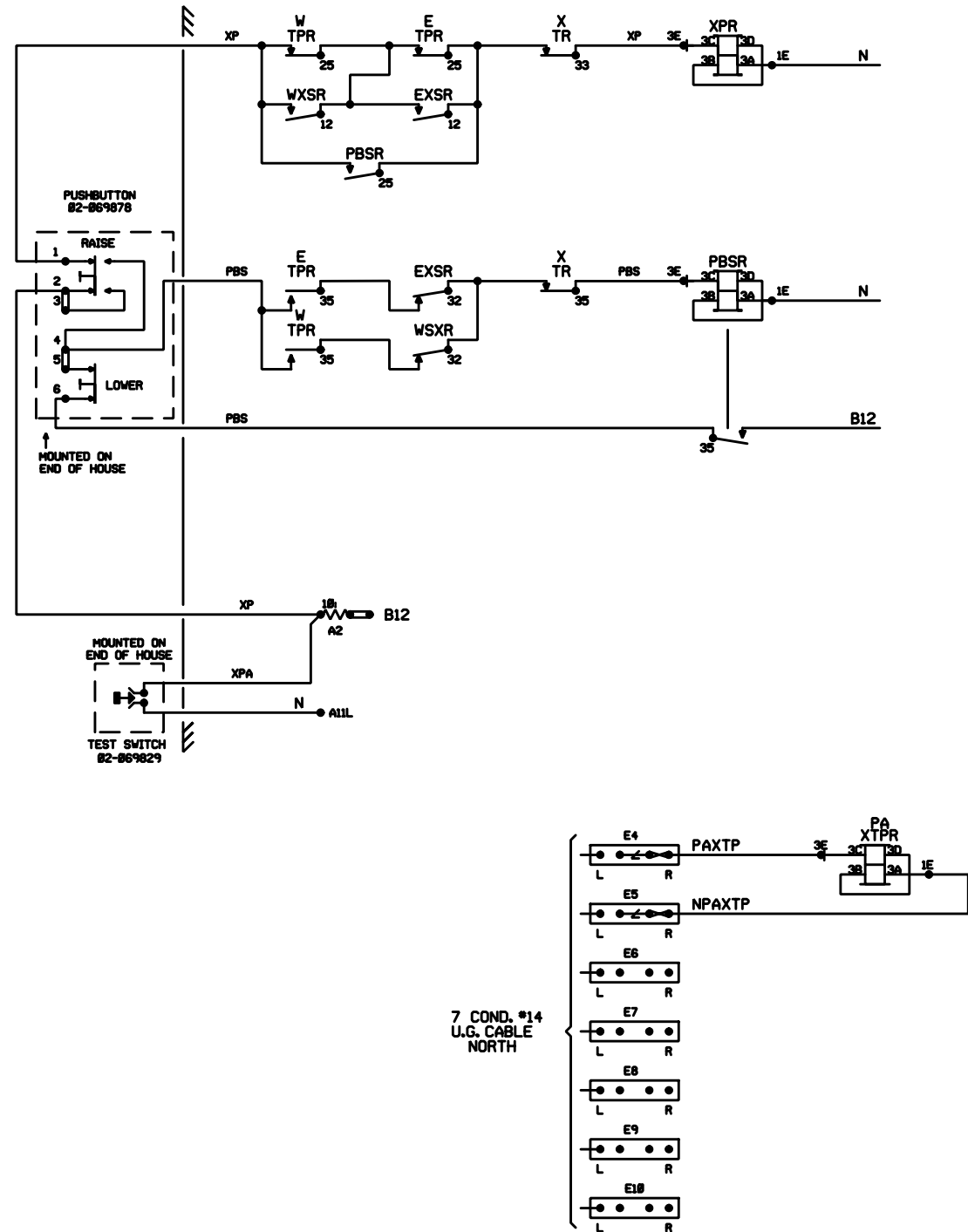
⊗ = TWISTED PAIR



THIS SHEET IS VOID WHEN AS IN SERVICED.
PROGRESS RAIL SERVICES
A Caterpillar Company
DATE: 06-24-25
CSX # PA2021009
PRS/ANJ/SAF

CONRAIL
BAY FRONT PRKY. ERIE, PENNSYLVANIA
HIGHWAY CROSSING POWER DISTRIBUTION

ISSUE DATE: 07-20-98	3515-0006
REV. 3	5-24-05
SHEET 3	



REV	DATE	CKD BY
1	7-13-94	HEI
2	11-1-95	HEI

C&S CAD

ALL OUT
THIS SHEET IS VOID
WHEN AS IN SERVICED.

PROGRESS
RAIL SERVICES
A Caterpillar Company

DATE: 06-24-25
CSX # PA2021009
PRS/ANJ/SAF

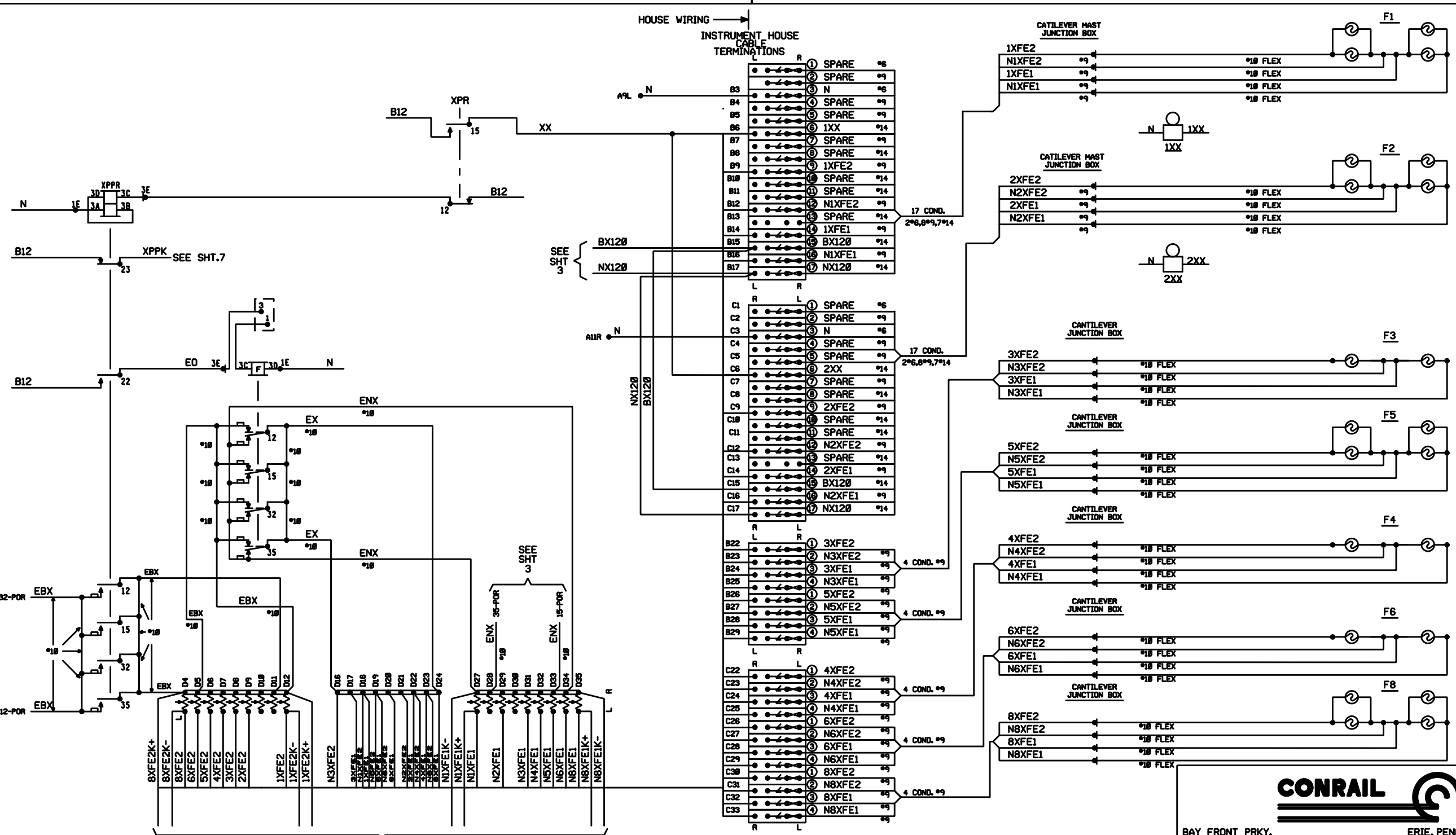
CONRAIL

BAY FRONT PRKY. ERIE, PENNSYLVANIA

HIGHWAY CROSSING
CONTROL CIRCUITS

ISSUE DATE: 07-20-98 3515-0006

REV. 1 6-21-99 SHEET 4



SEE SHT 3

SEE SHT 3

SEE SHT 3

SEE SHT.7

ALL OUT
THIS SHEET IS VOID
WHEN AS IN SERVICED.

PROGRESS
RAIL SERVICES
A Caterpillar Company

DATE: 06-24-25
CSX# PA2021009
PRS/ANJ/SAF

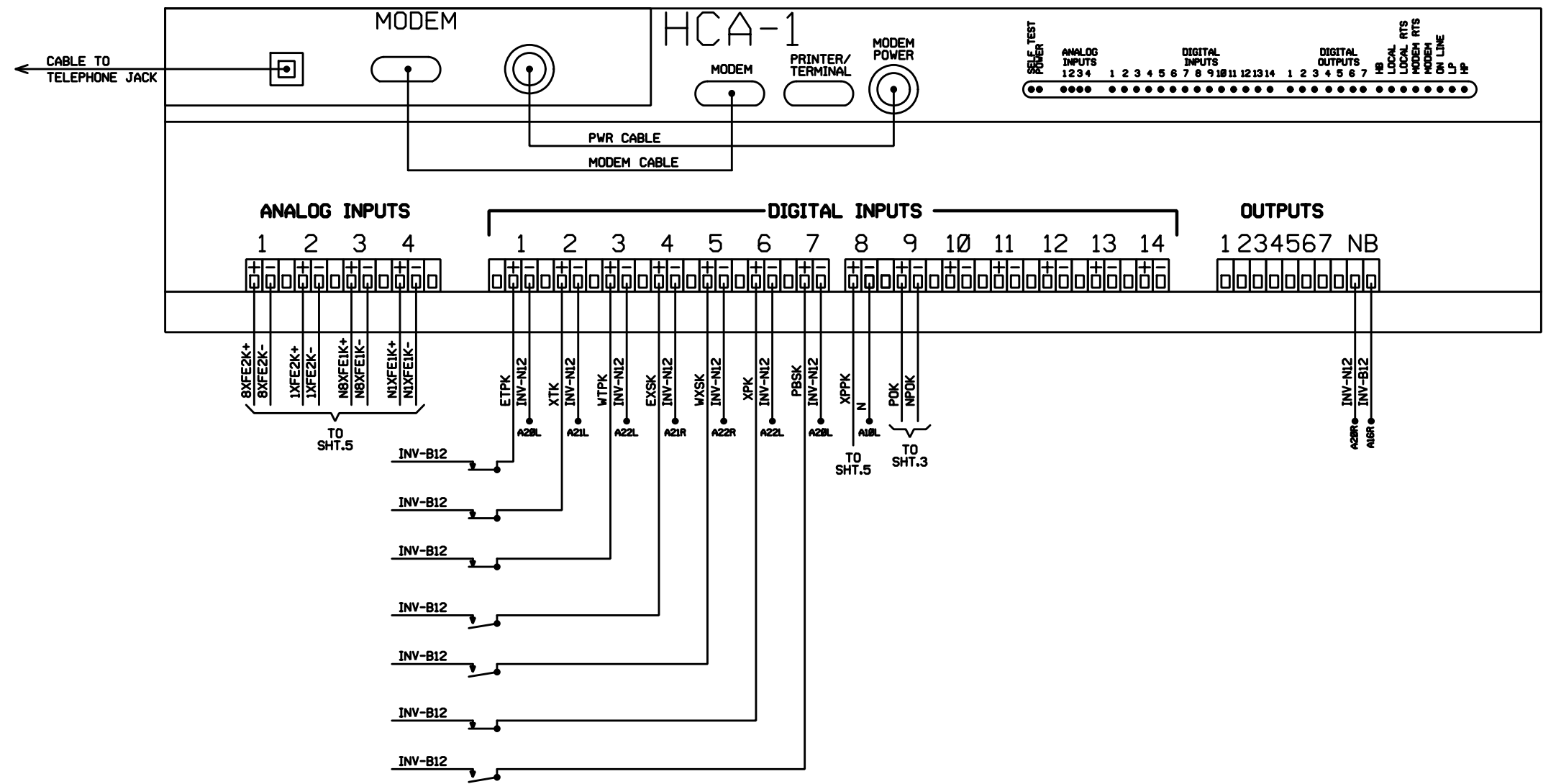
NUMBER OF BELLS TWO



BAY FRONT PRKY. ERIE, PENNSYLVANIA

HIGHWAY CROSSING
GATE CONTROL, LIGHTING CIRCUITS
AND CABLE TERMINATIONS

ISSUE DATE: 07-20-98	3515-0006
REV. 3	5-24-05
SHEET 5	



C&S CAD

ALL OUT
THIS SHEET IS VOID
WHEN AS IN SERVICED.

PROGRESS
RAIL SERVICES
A Caterpillar Company

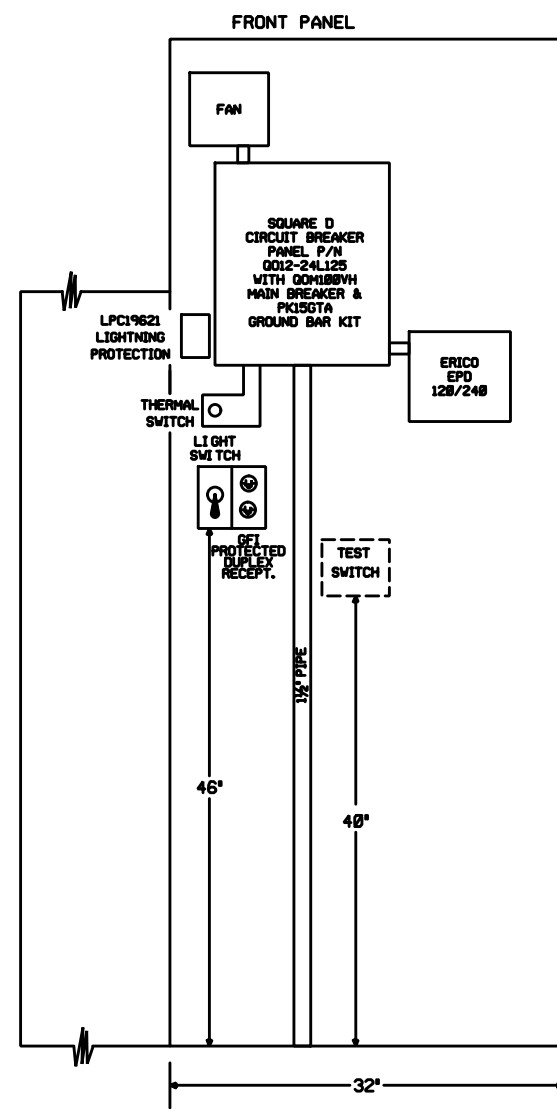
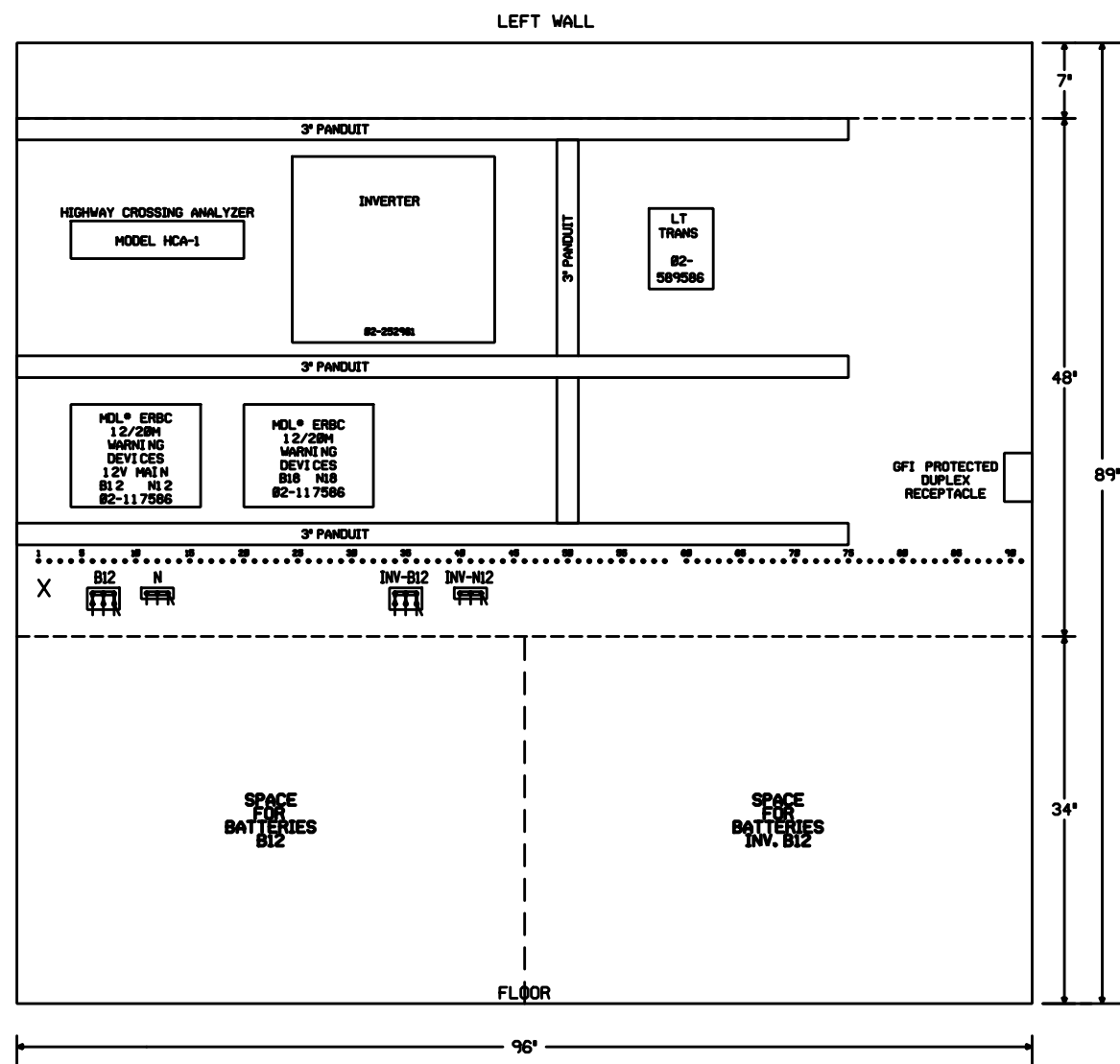
DATE: 06-24-25
CSX # PA2021009
PRS / ANJ / SAF

CONRAIL

BAY FRONT PRKY. ERIE, PENNSYLVANIA

HIGHWAY CROSSING
HARMON HIGHWAY CROSSING ANALYZER
CIRCUITS

ISSUE DATE: 07-20-98	3515-0006
REV. 3	5-24-05
SHEET 7	



C&S CAD

THIS ALL OUT SHEET IS VOID WHEN AS IN SERVICED.

PROGRESS
RAIL SERVICES
A Caterpillar Company

DATE: 06-24-25
CSX#-PA2021009
PRS/ANJ/SAF

CONRAIL

BAY FRONT PRKY. ERIE, PENNSYLVANIA

HIGHWAY CROSSING FRONT AND LEFT WALL LAYOUT

ISSUE DATE: 07-20-98	3515-0006
REV. 2	SHEET 8
5-24-05	


RELAY FUNCTIONS

<u>POR</u> 12- EBX 15- ENX 22- EBX 25- ENX 32- EBX 35- ENX	<u>EOR</u> 12- EX 15- EX 32- EX 35- EX	<u>XPR</u> 12- XPP 15- XX 22- 25- 32- 35- XPK	<u>XPPR</u> HD12- EBX HD15- EBX 22- EO 23- XPPK 25- HD32- EBX HD35- EBX	<u>W TR</u> B12- F13- WTP F15- B22- B24- F25- B32- F33- F35-	<u>X TR</u> B12- XS F13- WTP F15- ETP B22- B24- F25- XTK B32- F33- XP F35- PBS
<u>E TR</u> B12- F13- ETP F15- B22- B24- F25- B32- F33- F35-	<u>W TPR</u> 12- WTP 15- XS 22- 25- XP 32- WTPK 35- PBS	<u>E TPR</u> 12- ETP 15- XS 22- 25- XP 32- ETPK 35- PBS	<u>PBSR</u> 12- 15- 22- 25- XP 32- PBSK 35- PBS	<u>WXSR</u> 12- XP 15- WXSK 22- WXS 25- EXS 32- PBS 35- W-SRT-XR	<u>EXSR</u> 12- XP 15- EXSK 22- EXS 25- WXS 32- PBS 35- E-SRT-XR
<u>PAX TPR</u> 12- ETP 15- 22- 25- 32- 35-					

* = POR RELAY P/N A62-407 02-411542
POR RECTIFIER P/N A53-541 02-390142 MOUNTED ON REAR OF RELAY.

RELAY ENERGY LOOPS

(REAR)



RELAYS TO BE MOUNTED ON SWING-OUT RACK



CONRAIL
BAY FRONT PRKY. ERIE, PENNSYLVANIA

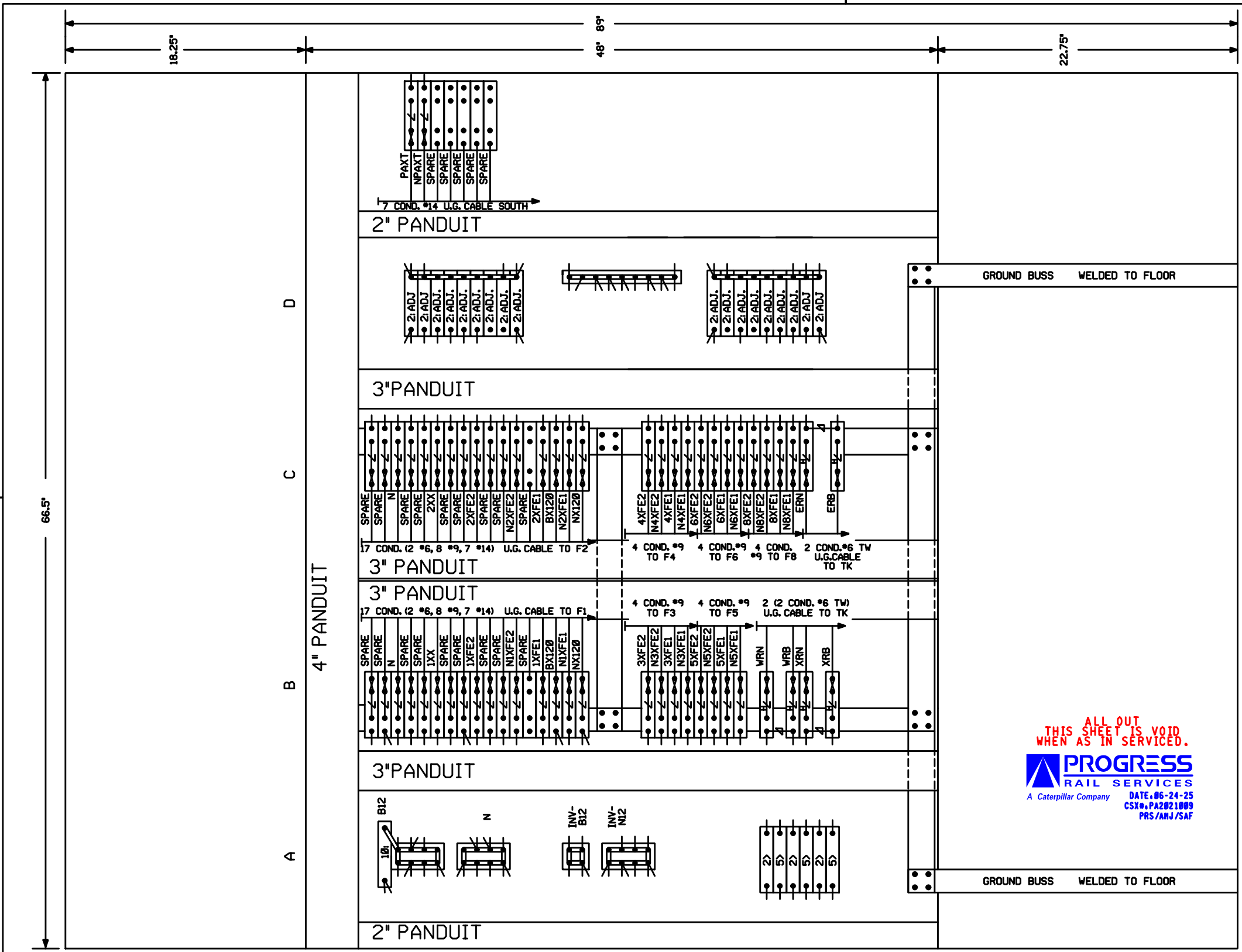
HIGHWAY CROSSING
RIGHT SIDE OF HOUSE
RELAY RACK & FUNCTIONS

ISSUE DATE: 07-20-98	3515-0006
REV. 3	SHEET 9

RELAYS

- A62-407 = 02-411542 B1-PT, 6FB-HD, 100/100;
- A62-195 = 02-411526 B1, FLASHER 4FB-HD
- A62-310 = 02-395166 B1, 4FB, (B-HD), 2F, 1B, 500>
- A62-353 = 02-411609 B1SR (3 SEC.), 2FB, 450;
- A62-262 = 02-411583 B1N, 6FB, 500;
- A62-633 = 02-395075 B1, 5F4B, 0.5>
- A62-359 = 02-411567 B1SR, 6FB, 194>

REV	DATE	CKD BY
1	7-13-94	HEI
2	11-1-95	HEI



- NOTES:
- 1: ADJ. - RESISTOR
 - 2: ADJ. - RESISTOR
 - 10: FIXED - RESISTOR
 - 500: FIXED - RESISTOR
 - 4 POST PORCELAIN BASE
 - TERMINAL BLOCK FOR EQUALIZER
 - TERMINAL STRIP
 - BUSS LINK
 - TEST LINK ASSEMBLY
 - ARRESTOR, HEAVY DUTY
 - ARRESTOR
 - EQUALIZER
- GROUND CONNECTION TO BE IN ACCORDANCE WITH STANDARD PLAN CS-9001-A
- ▲ = TEMPORARY JUMPER TO BE REMOVED WHEN GATES ARE ADDED.

ALL OUT
THIS SHEET IS VOID
WHEN AS IN SERVICED.

PROGRESS
RAIL SERVICES
A Caterpillar Company
DATE: 06-24-25
CSX: PA2021009
PRS/ANJ/SAF

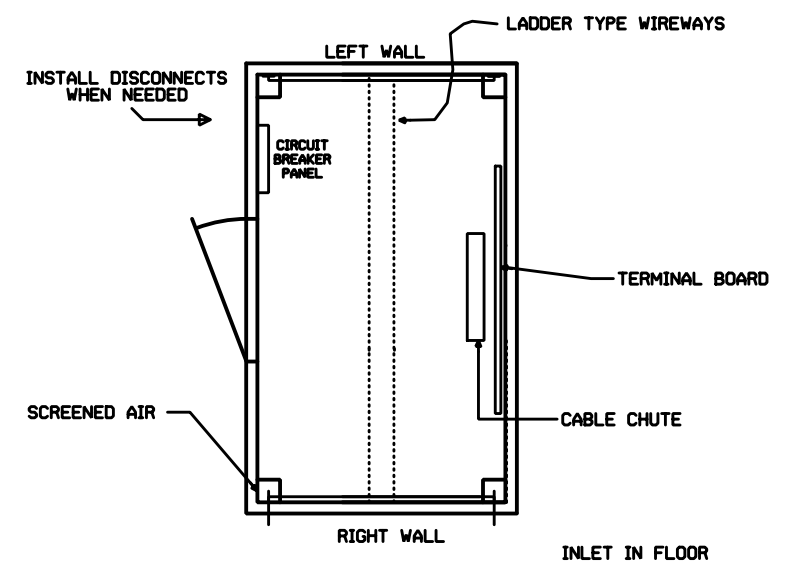
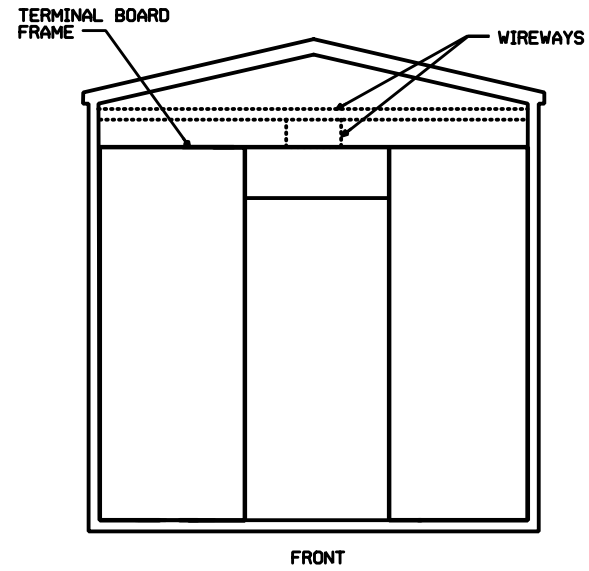
CONRAIL

BAY FRONT PRKY. ERIE, PENNSYLVANIA

HIGHWAY CROSSING
TERMINAL BOARD ARRANGEMENT

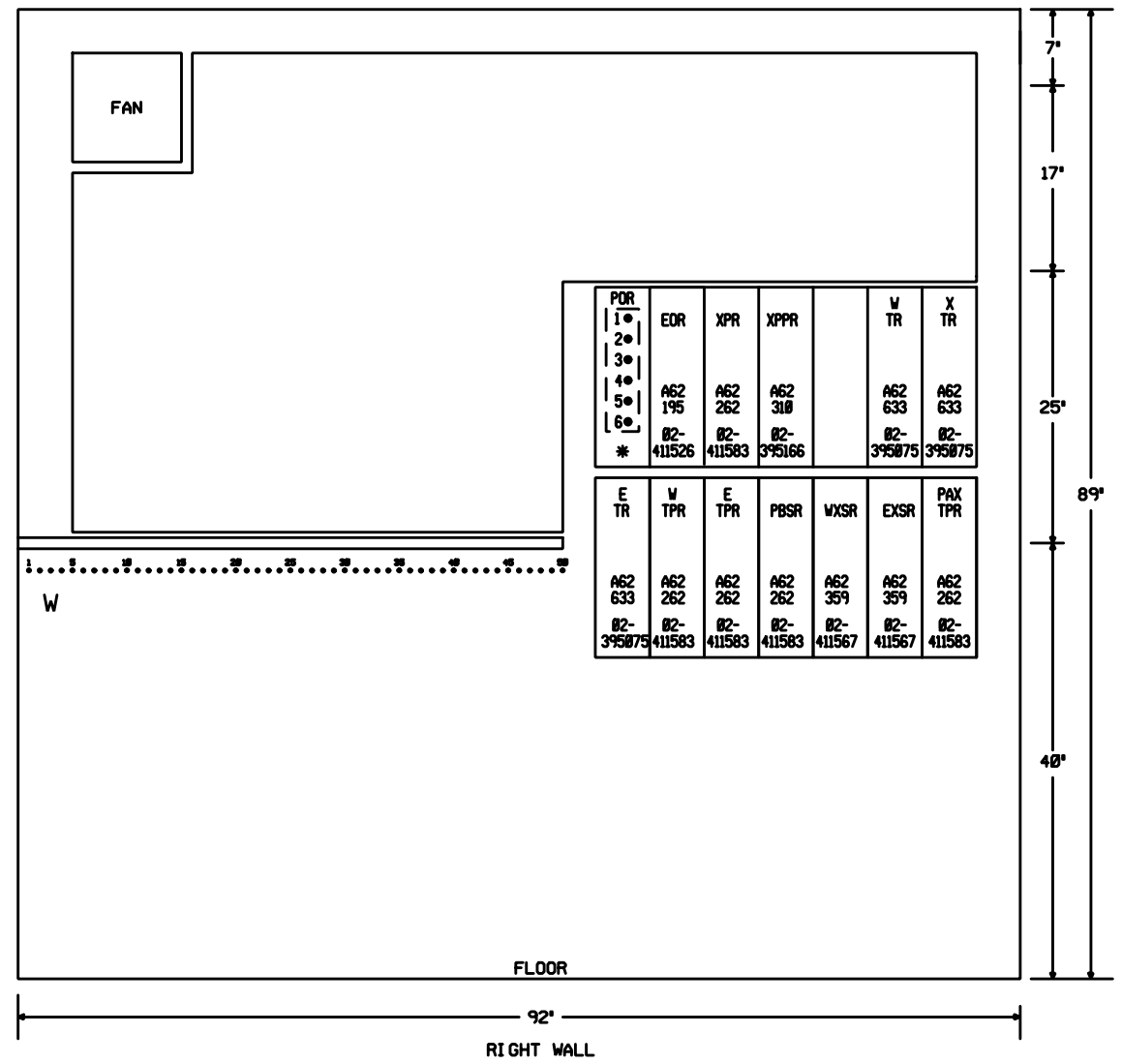
ISSUE DATE: 07-20-98 3515-0006

REV. 1 5-24-05 SHEET 10



8 x 8 STYLE BUNGALOW

SHELF 1



POR	EOR	XPR	XPPR		W TR	X TR
1						
2						
3						
4	A62 195	A62 262	A62 310		A62 633	A62 633
5						
6						
*	02-411526	02-411583	02-395166		02-395075	02-395075

E TR	W TPR	E TPR	PBSR	WXR	EXSR	PAX TPR
A62 633	A62 262	A62 262	A62 262	A62 359	A62 359	A62 262
02-395075	02-411583	02-411583	02-411583	02-411567	02-411567	02-411583

REV	DATE	CHK BY
1	5-21-91	ELE
1	5-21-91	RAK
2	7-12-93	HEI
3	2-1-94	HEI
4	11-1-95	HEI

C&S CAD

ALL OUT THIS SHEET IS VOID WHEN AS IN SERVICED.

PROGRESS
RAIL SERVICES
A Caterpillar Company

DATE: 06-24-25
CSX # PA2021009
PRS/ARJ/SAF

CONRAIL

BAY FRONT PRKY. ERIE, PENNSYLVANIA

HIGHWAY CROSSING HOUSE LAYOUT


ISSUE DATE: 07-20-98 3515-0006

REV. 2 5-24-05 SHEET 11

REVISIONS

06-23-03	GET PA1999010A/PA1999010E
06-14-05	GET PA1999074A, PA1999074B, PA1999075A, PA2002030, PA2002031 & PA2002032
10-27-05	GET PA2002021
04-03-19	XRL PA2017311

← NORTH



4 #6 U.G. TRK.
7 COND. #6 U.G.

NOTE: [] = FOR TAGGING PURPOSE ONLY.

PRELIMINARY
PROGRESS
 RAIL SERVICES
 A Caterpillar Company
 DATE: 06-24-25
 CSX#: PA2021009
 PRS/AHJ/SAF

X X = OUT
 O O = IN

CSX TRANSPORTATION
 RAIL TRANSPORT GROUP ENGINEERING
 COMMUNICATIONS AND SIGNALS

CP 85
 TRACK AND SIGNAL PLAN
 ERIE, PA M.P. 00-85.60

DESIGNED HAR/GAC	DIGITIZED HAR/KSP	CHECKED HAR/JAS	DATE 05-30-99
DRAWING -----	SHEET NO -----	NEXT SH -----	NEXT FILE QD00560
			NEXT SH 601
		FILE QD00560	SHEET 503

INDEX

SH. NO.	CONTENTS	REVISION NO.						
		1	2	3	4	5	6	7
1	TITLE, NOTES, INDEX AND REVISIONS	✓	✓	⊗				
2	LOCATION PLAN	✓	✓	⊗				
3	POWER DISTRIBUTION	✓	✓					
4	HIGHWAY CROSSING ANALYZER-HARMON MODEL HCA-1	✓						
5	GATE CONTROL, LIGHTING CIRCUITS AND CABLE TERMINATIONS	✓						
6	GATE MECHANISM TYPICALS	✓						
7	HIGH DOUBLE CASE DETAIL (FRONT) AND RELAY FUNCTIONS	✓	✓					
8	HIGH DOUBLE CASE DETAIL (BACK) AND RELAY FUNCTIONS			✓				
9								
10								
11								

NOTES

- = FOR MATERIAL REFERENCE SEE PLAN S-1002
- ⊗ = DENOTES TWISTED PAIR
- GROUND IN ACCORDANCE WITH CS-9001-A

REV	DATE	CKD BY

C&S CAD

FIELD VERIFY
IF LOCATION EXISTS

○ = NOTE

PRELIMINARY

PROGRESS
RAIL SERVICES

A Caterpillar Company DATE: 06-24-25
CSX # PA2021009 PRS/ANJ/SAF

—X—X— = OUT
—○—○— = IN

REVISIONS

1	6-17-93		
NEW PLAN DRAWN ACCOUNT WARNING DEVICES ADDED AT PORT ACCESS ROAD			
SYSTEM FILE NO: WO/AFE NO: 46235 PFC NO. IN SERVICE: 10-06-94 PER: EMW			
		JFL	CED
2	4-20-99		
PLAN REVISED ACCOUNT OF WARNING DEVICES ADDED AT BAY FRONT PRKY.			
WO/AFE NO: 46379 IN SERVICE: 6-17-99 PER: PRD			
		JMH	DMR

AAR/DOT * 524140B



PITTSBURGH DIVISION INDUSTRIAL LEAD TRK.

ERIE, PENNSYLVANIA

PORT ACCESS ROAD

TITLE, NOTES, INDEX AND REVISIONS

PHILADELPHIA, PA. APPROVED: *[Signature]*, PE CAD
CHIEF ENGINEER - C&S

ISSUE DATE: 6-17-93 3515-X001

REV. 30 06-24-25 SHEET 1 OF 8

2X 06-17-99 X

IG1.DGN

