

NORTH EAST HEAT AND LIGHT COMPANY
10700 West Main Road
North East, PA 16428

Ph: (814) 725-4302

Fax: (814) 725-8427

September 25, 2025

Mr. Matthew L. Homsher, Secretary
Pennsylvania Public Utility Commission
P. O. Box 3265
Harrisburg, PA 17105-3265

RE: North East Heat and Light Company
August 31, 2025 1307(e) Statement

Dear Mr. Homsher,

Submitted by e-file please find 1307e statements for the year ending August 2025. With this letter I hereby request the enclosed two affidavits and two year ending August 2025 1307(e) statements with interest calculations be accepted for the upcoming 1307(e) hearing in lieu of my personal appearance.

We submit this 1307(e) as true and correct as prescribed by the Bureau of Audits.

Very truly yours,



Holly A Ferruggia
Office Manager

cc Mr. Samuel S. Miller, Pres

North East Heat and Light Company

Public Hearing Under Section 1307(e)
of the Public Utility Law, 66 P. S.
Section 1147 regarding Automatic
Statements Filed by Gas Companies

AFFIDAVIT

Commonwealth of Pennsylvania

County of Erie

Personally appeared before me, Notary Public in and for said Commonwealth and County, Holly A. Ferruggia, who, being duly sworn according to law, deposed and says that he is employed by North East Heat and Light Company and the person charged with the responsibility of supervising the preparation of automatic adjustment clause calculations and the filing thereof with the Pennsylvania Public Utility Commission and that, to the best of his knowledge, information and belief; (a) the Statement of Over/Under Collections for the rolling twelve months ended with the end of the application period ending August, 2025, accurately reflects the applicable figures appearing on the books of account of North East Heat and Light Company; and (b) the calculations based upon such figures are correct.




Holly A. Ferruggia, Office Manager

Sworn to and subscribed before me

this 25th day of September 2025



Signed



North East Heat and Light Company


Public Hearing Under Section 1307(e)
of the Public Utility Law, 66 P. S.
Section 1147 regarding Automatic
Statements Filed by Gas Companies

AFFIDAVIT

Commonwealth of Pennsylvania

County of Erie

Personally appeared before me, Notary Public in and for said Commonwealth and County, Holly A. Ferruggia, who, being duly sworn according to law, deposed and says that he is employed by North East Heat and Light Company and the person charged with the responsibility of supervising the preparation of automatic adjustment clause calculations and the filing thereof with the Pennsylvania Public Utility Commission and that, to the best of his knowledge, information and belief; (a) the Statement of Over/Under Collections for the rolling twelve months ended with the end of the application period ending August, 2025, accurately reflects the applicable figures appearing on the books of account of North East Heat and Light Company; and (b) the calculations based upon such figures are correct.




Holly A. Ferruggia, Office Manager

Sworn to and subscribed before me

this 25th day of September 2025



Signed



Schedule 6

NORTH EAST HEAT & LIGHT CO.
 Schedule 6: 1307(e) Statement of Over/Under Collections
 [For GCR Effective November 1, 2025]

Month	Sales (Mcf)	C-Factor Rate GCR Factor (\$/MCF)	GCR Revenues	Cost of Fuel	Over/(Under) Collections	Interest Rate	No. of Months	Interest Amount	Over/(Under) Collections Plus Interest
Sep - 2024	5,029.0	5.5810	\$ 28,066.85	\$ 58,725.18	\$ (30,658.33)	8.00%	20	\$ (4,087.78)	\$ (34,746)
Oct - 2024	12,584.0	5.5810	\$ 70,231.30	\$ 79,694.33	\$ (9,463.03)	8.00%	19	\$ (1,198.65)	\$ (10,662)
Nov - 2024	28,247.0	4.9497	\$ 139,814.18	\$ 113,183.69	\$ 26,630.49	7.75%	18	\$ 3,095.79	\$ 29,726
Dec - 2024	45,978.0	4.9497	\$ 227,577.31	\$ 208,064.13	\$ 19,513.18	7.50%	17	\$ 2,073.28	\$ 21,586
Jan - 2025	66,223.0	4.9497	\$ 327,783.98	\$ 265,730.03	\$ 62,053.95	7.50%	16	\$ 6,205.40	\$ 68,259
Feb - 2025	54,891.0	4.9497	\$ 271,693.98	\$ 269,349.06	\$ 2,344.92	7.50%	15	\$ 219.84	\$ 2,565
Mar - 2025	39,706.0	4.9497	\$ 196,532.79	\$ 161,980.54	\$ 34,552.25	7.50%	14	\$ 3,023.32	\$ 37,576
Apr - 2025	25,462.0	4.9497	\$ 126,029.26	\$ 113,130.61	\$ 12,898.65	7.50%	13	\$ 1,048.02	\$ 13,947
May - 2025	14,098.0	4.9497	\$ 69,780.87	\$ 116,829.25	\$ (47,048.38)	7.50%	12	\$ (3,528.63)	\$ (50,577)
Jun - 2025	5,948.0	4.9497	\$ 29,440.82	\$ 77,768.24	\$ (48,347.42)	7.50%	11	\$ (3,323.89)	\$ (51,671)
Jul - 2025	5,460.6	4.9497	\$ 27,028.33	\$ 71,276.75	\$ (44,248.42)	7.50%	10	\$ (2,765.53)	\$ (47,014)
Aug - 2025	3,989.2	4.9497	\$ 19,745.34	\$ 41,803.90	\$ (22,058.56)	7.50%	9	\$ (1,240.79)	\$ (23,299)
Total	307,615.8		\$ 1,533,725.01	\$ 1,577,555.70	\$ (43,830.70)			\$ (479.62)	\$ (44,310.32)

DO NOT EDIT - already verified to the prior filings - the C-factor rates.

Schedule 6

NORTH EAST HEAT & LIGHT CO.
 Schedule 6: 1307(e) Statement of Over/Under Collections
 [For GCR Effective November 1, 2025]

Month	Sales (Mcf)	C-Factor Rate		GCR Revenues	Cost of Fuel	Over/(Under) Collections	Interest Rate	No. of Months	Interest Amount	Over/(Under) Collections Plus Interest
		GCR Factor (\$/MCF)								
Sep - 2024	5,029.0	\$	5.5810	\$ 28,066.85	\$ 58,725.18	\$ (30,658.33)	8.00%	20	\$ (4,087.78)	\$ (34,746)
Oct - 2024	12,584.0	\$	5.5810	\$ 70,231.30	\$ 79,694.33	\$ (9,463.03)	8.00%	19	\$ (1,198.65)	\$ (10,662)
Nov - 2024	28,247.0	\$	4.9497	\$ 139,814.18	\$ 113,183.69	\$ 26,630.49	7.75%	18	\$ 3,095.79	\$ 29,726
Dec - 2024	45,978.0	\$	4.9497	\$ 227,577.31	\$ 208,064.13	\$ 19,513.18	7.50%	17	\$ 2,073.28	\$ 21,586
Jan - 2025	66,223.0	\$	4.9497	\$ 327,783.98	\$ 265,730.03	\$ 62,053.95	7.50%	16	\$ 6,205.40	\$ 68,259
Feb - 2025	54,891.0	\$	4.9497	\$ 271,693.98	\$ 269,349.06	\$ 2,344.92	7.50%	15	\$ 219.84	\$ 2,565
Mar - 2025	39,706.0	\$	4.9497	\$ 196,532.79	\$ 161,980.54	\$ 34,552.25	7.50%	14	\$ 3,023.32	\$ 37,576
Apr - 2025	25,462.0	\$	4.9497	\$ 126,029.26	\$ 113,130.61	\$ 12,898.65	7.50%	13	\$ 1,048.02	\$ 13,947
May - 2025	14,098.0	\$	4.9497	\$ 69,780.87	\$ 116,829.25	\$ (47,048.38)	7.50%	12	\$ (3,528.63)	\$ (50,577)
Jun - 2025	5,948.0	\$	4.9497	\$ 29,440.82	\$ 77,788.24	\$ (48,347.42)	7.50%	11	\$ (3,323.89)	\$ (51,671)
Jul - 2025	5,460.6	\$	4.9497	\$ 27,028.33	\$ 71,276.75	\$ (44,248.42)	7.50%	10	\$ (2,765.53)	\$ (47,014)
Aug - 2025	3,989.2	\$	4.9497	\$ 19,745.34	\$ 41,803.90	\$ (22,058.56)	7.50%	9	\$ (1,240.79)	\$ (23,299)
Total	307,616.8			\$ 1,533,725.01	\$ 1,577,555.70	\$ (43,830.70)			\$ (479.62)	\$ (44,310.32)

DO NOT EDIT - already verified to the prior filings - the C-factor rates.