



BTL

762 W. Lancaster Avenue
Bryn Mawr, PA 19010-3489
610.525.1400
Fax: 610.645.1061

ORIGINAL

DOCUMENT FOLDER

March 19, 2003

VIA FEDERAL EXPRESS

RECEIVED

James J. McNulty, Secretary
Pennsylvania Public Utility Commission
Two North Keystone
Commonwealth Keystone Building
400 North Street
Harrisburg, PA 17120

MAR 19 2003

PA PUBLIC UTILITY COMMISSION
SECRETARY'S BUREAU

Re: Quarterly Distribution System Improvement Charge (DSIC)

Dear Secretary McNulty:

P-00961036

Enclosed are eight copies of PSW's Supplement No. 22 to Water-PA PUC No. 1 and supporting documents. As noted in the PUC Order, these documents are also being served to the Office of Consumer Advocate, the Office of Trial Staff and the Office of Small Business Advocate. PSW is also serving these documents to the PUC Bureau of Audits.

If you have any questions regarding this filing, please contact me at (610) 645-1130.

Sincerely,

Robert M. Griffin
Manager of Regulatory Accounting

RMG/
Certificate of Service

43

PENNSYLVANIA SUBURBAN WATER COMPANY
CERTIFICATE OF SERVICE

ORIGINAL

BEFORE THE
PENNSYLVANIA PUBLIC UTILITY COMMISSION

PENNSYLVANIA SUBURBAN
WATER COMPANY

:
:
:
:
:

Distribution System
Improvement Charge (DSIC)
Filing

CERTIFICATE OF SERVICE

I hereby certify that I have this day filed Pennsylvania Suburban Water Company's DSIC update and supporting workpapers with the PA Public Utility Commission and upon the person(s) and in the manner indicated below:

VIA REGULAR MAIL AND FAX


Irwin A. Popowsky, Esq.
Office of Consumer Advocate
555 Walnut Avenue, Fifth Floor
Forum Place
Harrisburg, PA 17101-1921

Charles Hoffman, Director
Office of Trial Staff
Keystone Commonwealth Building
North Street
Harrisburg, PA 17102

Carol Pennington, Esq.
Office of Small Business Advocate
Suite 1102, Commerce Bldg.
300 N. Second Street
Harrisburg, PA 17101-1921

Thomas Sheets
Bureau of Audits
Commonwealth Keystone Building
400 North Street
Harrisburg, PA 17120

Dated: March 19, 2003



Robert M. Griffin
Manager of Regulatory Accounting

Pennsylvania Suburban Water Company

ORIGINAL

PENNSYLVANIA SUBURBAN WATER COMPANY

d/b/a PHILADELPHIA SUBURBAN WATER COMPANY

d/b/a CONSUMERS PENNSYLVANIA WATER COMPANY-ROARING CREEK DIVISION

d/b/a CONSUMERS PENNSYLVANIA WATER COMPANY-SUSQUEHANNA DIVISION

d/b/a CONSUMERS PENNSYLVANIA WATER COMPANY-SHENANGO VALLEY DIVISION

RATES AND RULES

GOVERNING THE DISTRIBUTION

OF

WATER

IN PORTIONS OF

DOCKETED

JUN 7 2003

MONTGOMERY, CHESTER, BUCKS, BERKS, DELAWARE, MERCER, LAWRENCE, BRADFORD,
COLUMBIA, SCHUYLKILL, NORTHUMBERLAND, LUZERNE, PIKE, LACKAWANNA, MONROE,
NORTHHAMPTON, SUSQUEHANNA, SNYDER, WYOMING, AND CARBON COUNTIES

DOCUMENT FOLDER

ISSUED: March 19, 2003
by
NICHOLAS DeBENEDICTIS, Chairman
762 Lancaster Avenue
Bryn Mawr, Pennsylvania 19010

Effective: April 1, 2003
In accordance with Section 1307(g)
of the Pennsylvania Public Utility
Code and Docket No. P-00961036
entered August 26, 1996

NOTICE

**THIS TARIFF UPDATES THE DISTRIBUTION SYSTEM
IMPROVEMENT CHARGE FOR ALL METERED AND UNMETERED
CUSTOMERS WITH THE EXCEPTION OF PUBLIC FIRE HYDRANT
CUSTOMERS**

SEE PAGE 1A

Pennsylvania Suburban Water Company

Supplement No. 22
To
Water-PA.P.U.C. No. 1
Twenty First Revised Page No. 1A
Canceling Twentieth Revised Page No. 1A

LIST OF CHANGES MADE BY THIS TARIFF

Increases: This tariff increases the Distribution System Improvement Charge (DSIC) on page 20 (Third Revised) of the Company's tariff, effective April 1, 2003, as approved by the Pennsylvania Public Utility Commission at Docket No. P-00961036 on August 26, 1996.

<u>Index</u>	<u>Page</u>	
RATES AND RULES	1	Supplement No. 22
LIST OF CHANGES MADE BY THIS TARIFF	1A	Twenty First Revised
INDEX	2	Twenty First Revised
INDEX	2A	Ninth Revised
DESCRIPTION OF TERRITORY SERVED	3	Fourth Revised
DESCRIPTION OF TERRITORY SERVED	3A	First Revised
DESCRIPTION OF TERRITORY SERVED	3B	Eighth Revised
DESCRIPTION OF TERRITORY SERVED	3C	First Revised
Meter Service-PSW Main Division	4	First Revised
Rates for Water Consumed-PSW Main Division	4	First Revised
Rates for Water Consumed-PSW Main Division	4A	Second Revised
Fire Service-PSW Main Division	4B	First Revised
Meter Service-Monroe Manor Division	5	Second Revised
Rates for Water Consumed-Monroe Manor Division	5	Second Revised
Meter Rates-Rolling Green Division	6	Second Revised
Rates for Water Consumed-Rolling Green Division	6	Second Revised
Meter Service-Bensalem Division	7C	First Revised
Rates for Water Consumed-Bensalem Division	7C	First Revised
Fire Service-Bensalem Division	7D	First Revised
Meter Service - Fulmor Heights Division	7E	First Revised
Rates for Water Consumed - Fulmor Heights Division	7E	First Revised
Rates for Water Consumed - Fulmor Heights Division	7F	First Revised
Fire Service - Fulmor Heights Division	7G	First Revised
Meter Service - Bristol Division	11	First Revised
Rates for Water Consumed - Bristol Division	11	First Revised
Rates for Water Consumed - Bristol Division	11A	First Revised
Fire Service - Bristol Division	11B	First Revised
Meter Service - West Chester Division	13	First Revised
Rates for Water Consumed - West Chester Division	13	First Revised
Rates for Water Consumed - West Chester Division	13A	First Revised
Fire Service - West Chester Division	13B	First Revised
Meter Service - Flying Hills Division	14	First Revised
Rates for Water Consumed - Flying Hills Division	14	First Revised
Rates for Water Consumed - Flying Hills Division	14A	First Revised
Fire Service - Flying Hills Division	14B	First Revised
Meter Service - Consumers Roaring Creek Division	15	First Revised
Rates for Water Consumed - Consumers Roaring Creek Division	15	First Revised
Rates for Water Consumed - Consumers Roaring Creek Division	15A	First Revised
Fire Service - Consumers Roaring Creek Division	15B	First Revised
Meter Service - Consumers Susquehanna Division	16	First Revised
Rates for Water Consumed - Consumers Susquehanna Division	16	First Revised
Rates for Water Consumed - Consumers Susquehanna Division	16A	First Revised
Fire Service - Consumers Susquehanna Division	16B	First Revised
Meter Service - Chalfont Division	17C	First Revised
Rates for Water Consumed - Chalfont Division	17C	First Revised
Rates for Water Consumed - Chalfont Division	17D	First Revised
Fire Service - Chalfont Division	17E	First Revised
Flat Rate Service - Paupack Division	17F	First Revised
Meter & Unmetered Service - Paupack Division	17G	Third Revised
Rates for Water Consumed - Paupack Division	17G	Third Revised
Meter Service - Wapwallopin Division	17H	Second Revised
Rates for Water Consumed - Wapwallopin Division	17H	Second Revised
Metered and Unmetered Service - White Haven Division	17I	First Revised
Unmetered Rates - Shickshinny	17J	First Revised
Metered and Unmetered Service - NUI Division I	17K	First Revised
Metered and Unmetered Service - NUI Division II	17L	First Revised
Metered and Unmetered Service - NUI Division III	17M	First Revised
Unmetered Service - Brooklyn Division of NUI	17N	First Revised
Meter Service - Ariana Division	17O	First Revised
Rates for Water Consumed - Ariana Division	17O	First Revised
Metered Service-White Rock Division	17P	Original
Rates for Water Consumed-White Rock Division	17P	Original
Industrial Standby Rate	18	First Revised
Industrial Standby Rate	18A	First Revised

Industrial Standby Rate	18B	First Revised
Resale and Electric Generation Standby Rate	18C	First Revised
Resale and Electric Generation Standby Rate	18D	First Revised
Resale and Electric Generation Standby Rate	18E	First Revised
Rider DIS - Demand Based Industrial Service	19	First Revised
Rider DRS - Demand Based Resale Service	19A	First Revised
Rider EGS - Electric Generation Service	19B	First Revised
Rider OPI - Off Peak/Interruptible Service	19C	First Revised
Rider OPI - Off Peak/Interruptible Service	19D	First Revised
State Tax Surcharge Applicable to All Rates	20	Third Revised
Distribution System Improvement Charge	20A	First Revised
Distribution System Improvement Charge	20B	First Revised
Distribution System Improvement Charge	20C	First Revised
Introduction	21	First Revised
Classes of General Metered Service & Definitions	22	First Revised
Application of Service	25	First Revised
Deposits & Bill Payments	26	First Revised
Service Connections	28	First Revised
Meters & Meter Locations	31	First Revised
Building Construction Service; Metered Fire Service	34	First Revised
Unmetered Fire Service	35	First Revised
Responsibility for Service; System Inspection and Integrity	37	First Revised
Cross-Connection Control	38	First Revised
Termination of Service	39	First Revised
Water Conservation and Drought Emergency	40	First Revised
Main Extensions	41	First Revised
Main Extensions For Bona Fide Applicants	42	First Revised
Main Extensions and Services by Builder	46	First Revised

R I D E R

STATE TAX SURCHARGE APPLICABLE TO ALL RATES

In addition to the net charges provided for in this Tariff, a surcharge of 0.14% will apply to all bills issued on and after September 23, 2002.

The above surcharge will be recomputed, using the same elements prescribed by the Commission:

- (a) Whenever any of the tax rates used in the calculation of the surcharge are changed;
- (b) Whenever the utility makes effective increased or decreased rates; and
- (c) On March 31, 1971, and each year thereafter.

The above recalculation will be submitted to the Commission within 10 days after the occurrence of the event or date which occasioned such recomputation; and if the recomputed surcharge is less than the one in effect, the utility will, and if the recomputed surcharge is more than the one in effect, the utility may, submit with such recomputation a tariff or supplement to reflect such recomputed surcharge, the effective date of which shall be 10 days after filing.

DISTRIBUTION SYSTEM IMPROVEMENT CHARGE (DSIC) (I)

In addition to the net charges provided for in this Tariff, a surcharge of 2.43 % will apply to all bills issued, excluding public fire hydrants, on or after April 1, 2003.

I. General Description

Purpose: To recover the fixed costs (depreciation and pre-tax return) of certain non-revenue producing, non-expense reducing distribution system improvement projects completed and placed in service and to be recorded in the individual accounts, as noted below, between base rate cases and to provide the Company with the resources to accelerate the replacement of its aging water distribution infrastructure, to comply with evolving regulatory requirements imposed by the Safe Drinking Water Act and to develop and implement solutions to regional water supply problems. Company projects receiving PENNVEST funding are not DSIC - eligible property.

Eligible Property: The DSIC-eligible property will consist of the following:

services (account 323), meters (account 324) and hydrants (account 325) installed as in-kind replacements for customers;

mains and valves (account 322) installed as replacements for existing facilities that have worn out, are in deteriorated condition, or upgraded to meet Chapter 65 regulations of Title 52;

main extensions (account 322) installed to eliminate dead ends and to implement solutions to regional water supply problems that have been documented as presenting a significant health and safety concern for customers currently receiving service from the Company or the acquired Company;

(I) Indicates Increase

PHILADELPHIA SUBURBAN WATER COMPANY

DISTRIBUTION SYSTEM IMPROVEMENT CHARGE ("DSIC") CALCULATION

Acct	Description	July-Aug 2002 Actual	Sept-Nov 2002 Actual	Dec 2002 Actual	Jan 2003 Actual	Feb 2003 Actual	Three Months To Date	Total To Date	
322000	Main Cleaning & Relining	3,211,123	3,844,830	379,602	2,352	22,932	404,886	7,460,839	
322000	Major Main Replacements	5,170,787	7,693,773	1,460,034	220,112	2,236,344	3,916,490	16,781,050	
322000	Minor Changes in Mains	0	0	0	0	0	0	0	
322000	Minor Main Replacements	284,371	334,814	320,478	308,252	494,427	1,123,157	1,742,342	
322000	Tie in Dead End Mains	430,028	567,670	157,280	11,856	415,962	585,098	1,582,796	
322000	Unreimbursed Imprvmnts due to highway relocations	104,107	2,765,201	47,885	8,704	45,099	101,688	2,970,996	
322000	Valve Replacement Program	77,642	201,189	52,707	65,210	43,076	160,993	439,824	
323000	Repl Services	276,972	375,733	150,053	77,549	136,176	363,778	1,016,400	
323000	Repl Services due to Main Rehabilitation	317,640	648,122	224,363	177,251	117,577	519,191	1,484,953	
324000	Replacement Meters	1,106,598	1,923,322	770,554	218,226	729,225	1,718,005	4,747,925	
325000	Replacement Fire Hydrants	172,182	252,456	101,180	72,180	65,410	238,770	663,408	
TOTAL ADDITIONS		0	11,151,450	18,607,110	3,664,136	1,161,692	4,306,228	9,132,056	38,890,616

PHILADELPHIA SUBURBAN WATER COMPANY

DISTRIBUTION SYSTEM IMPROVEMENT CHARGE ("DSIC") CALCULATION

Acct	Description	Accumulated Depreciation Bal. 11/31/02	Quarterly Depr. On Prior Assets (1)	Quarterly Depr. on 12/02 - 2/03 Assets (2)	Accumulated Depreciation Bal. 2/28/03	Depr Rate	Quarterly Depreciation
322000	Main Cleaning & Relining	36,055	37,749	1,083	74,887	2.14%	39,915
322000	Major Main Replacements	34,229	37,950	5,777	77,956	1.18%	49,504
322000	Minor Changes in Mains	0	0	0	0	1.18%	0
322000	Minor Main Replacements	1,752	1,827	1,657	5,236	1.18%	5,140
322000	Tie in Dead End Mains	2,740	2,943	863	6,546	1.18%	4,669
322000	Unreimbursed Imprvmts due to highway relocations	4,540	8,464	150	13,154	1.18%	8,764
322000	Valve Replacement Program	1,118	1,436	415	2,969	2.06%	2,265
323000	Repl Services	2,836	3,068	855	6,759	1.88%	4,777
323000	Repl Services due to Main Rehabilitation	3,762	4,539	1,220	9,521	1.88%	6,979
324000	Replacement Meters	32,966	38,101	10,802	81,869	5.03%	59,705
325000	Replacement Fire Hydrants	1,759	1,943	546	4,248	1.83%	3,035
TOTAL		121,757	138,020	23,368	283,145		184,753

(1) One Full Quarter's Depreciation.

(2) One Half Quarter Depreciation.

PHILADELPHIA SUBURBAN WATER COMPANY

DISTRIBUTION SYSTEM IMPROVEMENT CHARGE ("DSIC") CALCULATION

	DSIC EFFECTIVE		
	Annual	4/1/2003 Quarterly	Monthly
Applicable Additions		38,890,616	
Less Accumulated Depreciation @ February 28, 2003		(283,145)	
Net Rate Base Includable in DSIC Calculation		<u>38,607,471</u>	
Annual Revenue Requirement Rate	12.38%		
Quarterly Revenue Requirement Rate		3.10%	
Quarterly Capital Cost Recovery		<u>1,194,901</u>	398,300
Quarterly Depreciation Expense		184,753	61,584
Total Quarterly DSIC Revenue Requirement		<u>1,379,654</u>	459,885
Current Cost Recovery Rate			2.32%
2003 DSIC True-up [\$260,918 Under-collection + \$0 Interest = / 4 qtrs = Apr '03 thru Mar '04		65,230	21,743
Prior Period 'E' Factor Residual		<u>65,230</u>	21,743
E Factor Rate			0.11%
Applicable Base Rate Revenue		59,522,825	19,840,942
DSIC RATE			2.43%

WEIGHTED COST OF CAPITAL AT 2/29/03:

	Proforma Per Books	Capital Structure	Cost Rate	Weighted Avg. Cost Rate	Tax Multiplier	Rev Req
Debt	467,031,601	52.04%	6.94%	3.61%		3.61%
Preferred	0	0.00%	4.78%	0.00%	1.709211797	0.00%
Equity	430,403,653	47.96%	10.70%	5.13%	1.709211797	8.77%
	<u>897,435,254</u>	100.0%		8.74%		12.38%

Note: The cost rate of debt and preferred stock are the Company's actual cost rates. The equity cost rate is the equity return rate calculated by the Commission staff and presented in the latest Quarterly Report on the Earnings of Jurisdictional Utilities. The tax multiplier is calculated as follows: $1/[(1 - \text{Pa. Tax Rate}) \times (1 - \text{Fed. Tax Rate})]$ where the Pa. tax rate is 9.99% and Fed. tax rate is 35%.

Pennsylvania Suburban Water Company
 DS Eligible Projects Closed To Utility Plant By Month

Category	Project Name	Auth	Acct	Dec. '02	Jan. '03	Feb. '03
Main Replacements	MR, 8" Media Line Road, Marple Twp	A1007739	3310 0000	-	(1,800)	-
Main Replacements	MR, 12" Lansdowne Ave., Lansdowne	A1007806	3310 0000	18,390	22,550	559
Main Replacements	MR, 12" Woodland Road, Springfield Twp	A1007809	3310 0000	-	835	-
Main Replacements	MR, 8" First Avenue, Tinicum Twp	A1007810	3310 0000	-	1,128	-
Main Replacements	MR, Maple Ave., Aldan	A1007837	3310 0000	-	-	466
Main Replacements	MR, Chester Pike, Eddystone	A1007841	3310 0000	6,236	4,479	-
Main Replacements	MR, Second Street, Upper Providence	A1007842	3310 0000	512	-	-
Main Replacements	MR, Primos Avenue, Glenolden	A1007843	3310 0000	29,674	8,359	1,469
Main Replacements	MR, Third Avenue, Tinicum	A1007854	3310 0000	-	-	85,376
Main Replacements	MR, Seminole Street, Norwood	A1007892	3310 0000	-	-	257,462
Main Replacements	MR, Massasoit Street, Tinicum	A1007894	3310 0000	-	-	87,516
Main Replacements	MR, 8" Gulph Creek Road, Radnor	A1006806	3310 0000	-	-	114,257
Main Replacements	MR, 8" Darby Road, Haverford Twp	B1006914	3310 0000	245	-	-
Main Replacements	MR, 8" Swedesford Rd., Tredyffrin Twp	B1006933	3310 0000	1,035	677	-
Main Replacements	MR, Yale Ave., Haverford	B1006937	3310 0000	2,008	3,384	-
Main Replacements	MR, 450' Church Rd., Malvern	B1006955	3310 0000	38,064	5,467	-
Main Replacements	MR, Sugartown Road, Easttown	B1006963	3310 0000	-	-	596,250
Main Replacements	MR, 8" Laurel Ave., Cheltenham	C1005935	3310 0000	2,514	1,448	20,750
Main Replacements	MR, Tyson Avenue, Abington	C1005978	3310 0000	817	792	-
Main Replacements	MR, 10" Church Lane, Abington	C1005985	3310 0000	8,803	379	1,213
Main Replacements	MR, Cadwalader St., Abington	C1006067	3310 0000	149,540	76	20,644
Main Replacements	MR, Weldon Ave., Abington	C1006068	3310 0000	12,483	656	-
Main Replacements	MR, Ryers Ave., Cheltenham	C1006069	3310 0000	103,449	40,605	9,065
Main Replacements	MR, Woodland Ave., Cheltenham	C1006075	3310 0000	2,786	-	-
Main Replacements	MR, Beech Ave., Cheltenham	C1006099	3310 0000	13,581	22,006	87
Main Replacements	MR, Willow Ave., Cheltenham	C1006100	3310 0000	27,277	14,176	30,178
Main Replacements	MR, Church Rd., Cheltenham	C1006103	3310 0000	20,026	-	-
Main Replacements	MR, 12" Mill Road, Cheltenham	C1006116	3310 0000	-	-	223,826
Main Replacements	MR, 4" Neshaminy, Bristol Twp	C1006120	3310 0000	-	-	179,103
Main Replacements	MR, 8" Moyer Road, Chalfont	C1006125	3310 0000	-	-	146,019
Main Replacements	MR, 4" Ford & Franklin St., West Chester	D1002197	3310 0000	470	-	-
Main Replacements	MR, 4700' Marshall Rd., West Chester	D1002222	3310 0000	276,020	83,713	9,667
Main Replacements	MR, S Veronica Road, West Goshen	D1002229	3310 0000	-	-	40,529
Main Replacements	MR, 8" Rose, Lilac, Honeybrook	D1002230	3310 0000	-	-	225,565
Main Replacements	MR, 12" Germanville RR, Roaring Creek	E1000002	3310 0000	117,471	-	-
Main Replacements	MR, 12" Desing to Best Western, Roaring Creek	F1000001	3310 0000	140	-	-
Main Replacements	MR, 4" Madison St., Susquehanna	G1000001	3310 0000	-	749	-
Main Replacements	MR, 12" Hall Street, Shenango	G1000024	3310 0000	4,744	-	-
Main Replacements	MR, Dickens Street, Shenango	G1000025	3310 0000	10,107	-	-
Main Replacements	MR, Harry Street, Shenango	G1000001	3310 0000	22,235	-	-
Main Replacements	MR, Hedge Place, Shenango	G1000002	3310 0000	18,192	-	-
Main Replacements	MR, Trace Street, Shenango	G1000003	3310 0000	25,069	-	-
Main Replacements	MR, Canal Street, Shenango	G1000004	3310 0000	12,217	-	-
Main Replacements	MR, Kennedy Street, Shenango	G1000005	3310 0000	11,414	-	-
Main Replacements	MR, 8" Otter Street, Shenango	G1002850	3310 0000	-	-	50,963
Main Replacements	MR, Hall Avenue, Shenango	G1002867	3310 0000	-	-	20,778
Main Replacements	MR, Independence Court, Shenango	G1002931	3310 0000	-	-	23,343
Main Replacements	MR, Broadway, Shenango	G1005178	3310 0000	142,472	(78,589)	1,692
Main Replacements	MR, Lee Avenue, Shenango	G1007978	3310 0000	48,138	-	-
Main Replacements	MR, Belmont Ave., Waymart	H1000001	3310 0000	51,685	-	-
Main Replacements	MR, 4" James Place, White Haven	I10000004	3310 0000	8,011	-	-
Main Replacements	MR, Sunset Terrace, NUI	NUI00001	3310 0000	(143,147)	-	-
Main Replacements	MR, 4" Wapwallopin	W1002884	3310 0000	-	-	46,137
				1,042,678	131,090	2,192,914
Tie-Ins	TM, Bullens Lane, Ridley	A1167893	3310 0000	-	-	414,195
Tie-Ins	TM, 16" Route 352 at Amtrack Station, E Whiteland	B1166663	3310 0000	138,677	-	-
Tie-Ins	TM, Chester Road, Birmingham	D1162144	3310 0000	18,603	11,856	1,767
				157,280	11,856	415,962
Main Cleaning & Lining	MC, 6" Essex Ave., Ridley	A1203019	3310 0000	45,965	1,883	9,630
Main Cleaning & Lining	MC, 6" Thomdale Road, Upper Darby	A1203347	3310 0000	352	-	-
Main Cleaning & Lining	MC, 6" Ardmore Ave., Ardmore	B1200613	3310 0000	(9,590)	-	-
Main Cleaning & Lining	MC, 6" Williamson Rd., Lower Merion	B1200963	3310 0000	122,072	-	-
Main Cleaning & Lining	MC, 6" Earlington Road, Haverford	B1201311	3310 0000	17,620	-	-
Main Cleaning & Lining	MC, 6" Forrest St., Abington Boro	C1200703	3310 0000	43,036	-	-
Main Cleaning & Lining	MC, 6" Tulpehocken Ave., Abington Boro	C1200890	3310 0000	1,272	-	-
Main Cleaning & Lining	MC, 6" Church St., Springfield Twp	C1200986	3310 0000	36,086	127	-

Pennsylvania Suburban Water Company
 DS Eligible Projects Closed To Utility Plant By Month

Category	Project Name	Auth	Acct	Dec. '02	Jan. '03	Feb. '03
Main Cleaning & Lining	MC, 6" Clement Rd., Springfield Twp	C1201272	3310 0000	50,820	-	-
Main Cleaning & Lining	MC, 6" Mill Road, Meadowbrook	C1209283	3310 0000	71,969	342	13,302
				<u>379,602</u>	<u>2,352</u>	<u>22,932</u>
Minor Main Replacements			3310 0000	320,478	308,252	494,427
				<u>320,478</u>	<u>308,252</u>	<u>494,427</u>
Main Replacement (Highway)	HR, 8" Wynnewood Rd., L Merion	B1326935	3310 0000	734	-	-
Main Replacement (Highway)	HR, 6" Askin at Brookside, Radnor	B1326975	3310 0000	-	-	3,064
Main Replacement (Highway)	HR, Township Line Road, Abington	C1325907	3310 0000	729	-	-
Main Replacement (Highway)	HR, 16" Church & Waverly Rd., Cheltenham	C1326094	3310 0000	44,685	8,704	1,073
Main Replacement (Highway)	HR, Rossiter & St. Johns Rd, Abington	C1326105	3310 0000	1,737	-	-
Main Replacement (Highway)	HR, Woodland and Charles Place, Abington	C1326122	3310 0000	-	-	18,777
Main Replacement (Highway)	HR, Lindberg and Woodland, Abington	C1326123	3310 0000	-	-	15,312
Main Replacement (Highway)	HR, Lindberg and Pershing, Abington	C1326124	3310 0000	-	-	6,873
				<u>47,885</u>	<u>8,704</u>	<u>45,099</u>
Valve Replacement Program			3310 0000	52,707	65,210	43,076
				<u>52,707</u>	<u>65,210</u>	<u>43,076</u>
Other Main Work	OM, Replace Gladwyn Booster	A1992392	3310 0000	-	7,116	-
Other Main Work	OM, 20" Whitehorse Rd. at Pickering Creek	B1996890	3310 0000	172	6,073	-
Other Main Work	OM, Replace Valve, Kingswood Dr., UM Twp	C1992388	3310 0000	13,756	24,550	-
Other Main Work	OM, Replace Valve, Willow Grove	C1995120	3310 0000	-	48,012	771
Other Main Work	OM, 476'-16" Cheltenham Road, Cheltenham	C1996070	3310 0000	403,428	2,583	1,259
Other Main Work	OM, Rt. 100 Cedar W.V.	D1992180	3310 0000	-	-	41,400
Other Main Work	OM, Tie in Lynch St. to Poplar St., Susquehanna	G1990002	3310 0000	-	688	-
				<u>417,356</u>	<u>89,022</u>	<u>43,430</u>
Replacement Meters			3340 0500	770,554	218,226	729,225
				<u>770,554</u>	<u>218,226</u>	<u>729,225</u>
Service Renewals			3330 0000	150,053	77,549	136,176
				<u>150,053</u>	<u>77,549</u>	<u>136,176</u>
Service Renewals-Main Rehab Work			3330 0000	224,363	177,251	117,577
				<u>224,363</u>	<u>177,251</u>	<u>117,577</u>
Fire Hydrants	Relocates/Replace		3350 0000	55,638	30,621	40,851
Fire Hydrants	No Drain		3350 0000	40,909	35,713	19,392
Fire Hydrants	2 Way Replacements		3350 0000	2,350	5,846	2,362
Fire Hydrants	Private FH Replacements		3350 0000	2,283	-	2,805
				<u>101,180</u>	<u>72,180</u>	<u>65,410</u>
			Total	<u><u>3,664,136</u></u>	<u><u>1,161,692</u></u>	<u><u>4,306,228</u></u>



762 W. Lancaster Avenue
Bryn Mawr, PA 19010-3489
610.525.1400
Fax: 610.645.1061

RECEIVED

JUN 19 2003

PA PUBLIC UTILITY COMMISSION
SECRETARY'S BUREAU

June 19, 2003

VIA FEDERAL EXPRESS

James J. McNulty, Secretary
Pennsylvania Public Utility Commission
Two North Keystone
Commonwealth Keystone Building
400 North Street
Harrisburg, PA 17120

R-00961036

Re: Quarterly Distribution System Improvement Charge (DSIC)

Dear Secretary McNulty:

Enclosed are eight copies of PSW's Supplement No. 24 to Water-PA PUC No. 1 and supporting documents. As noted in the PUC Order, these documents are also being served to the Office of Consumer Advocate, the Office of Trial Staff and the Office of Small Business Advocate. PSW is also serving these documents to the PUC Bureau of Audits.

If you have any questions regarding this filing, please contact me at (610) 645-1130.

Sincerely,

Robert M. Griffin
Manager of Regulatory Accounting

RMG/
Certificate of Service

DOCUMENT
FOLDER

PENNSYLVANIA SUBURBAN WATER COMPANY
CERTIFICATE OF SERVICE

P-00961036

BEFORE THE
PENNSYLVANIA PUBLIC UTILITY COMMISSION

PENNSYLVANIA SUBURBAN
WATER COMPANY

:
:
:
:
:

Distribution System
Improvement Charge (DSIC)
Filing

CERTIFICATE OF SERVICE

I hereby certify that I have this day filed Pennsylvania Suburban Water Company's DSIC update and supporting workpapers with the PA Public Utility Commission and upon the person(s) and in the manner indicated below:

VIA REGULAR MAIL AND FAX


Irwin A. Popowsky, Esq.
Office of Consumer Advocate
555 Walnut Avenue, Fifth Floor
Forum Place
Harrisburg, PA 17101-1921

Carol Pennington, Esq.
Office of Small Business Advocate
Suite 1102, Commerce Bldg.
300 N. Second Street
Harrisburg, PA 17101-1921

Charles Hoffman, Director
Office of Trial Staff
Keystone Commonwealth Building
North Street
Harrisburg, PA 17102

Thomas Sheets
Bureau of Audits
Commonwealth Keystone Building
400 North Street
Harrisburg, PA 17120
(email to riwallace@state.pa.us)

Dated: June 19, 2003



Robert M. Griffin
Manager of Regulatory Accounting

RECEIVED

JUN 19 2003

PA PUBLIC UTILITY COMMISSION
SECRETARY'S BUREAU

Pennsylvania Suburban Water Company

PENNSYLVANIA SUBURBAN WATER COMPANY

d/b/a PHILADELPHIA SUBURBAN WATER COMPANY

P-00961036

d/b/a CONSUMERS PENNSYLVANIA WATER COMPANY-ROARING CREEK DIVISION

d/b/a CONSUMERS PENNSYLVANIA WATER COMPANY-SUSQUEHANNA DIVISION

d/b/a CONSUMERS PENNSYLVANIA WATER COMPANY-SHENANGO VALLEY DIVISION

RATES AND RULES

GOVERNING THE DISTRIBUTION

OF

WATER

IN PORTIONS OF

MONTGOMERY, CHESTER, BUCKS, BERKS, DELAWARE, MERCER, LAWRENCE, BRADFORD, COLUMBIA, SCHUYLKILL, NORTHUMBERLAND, LUZERNE, PIKE, LACKAWANNA, MONROE, NORTHHAMPTON, SUSQUEHANNA, SNYDER, WYOMING, AND CARBON COUNTIES

ISSUED: June 19, 2003

by

NICHOLAS DeBENEDICTIS, Chairman

762 Lancaster Avenue

Bryn Mawr, Pennsylvania 19010

Effective: July 1, 2003

Issued in accordance with Section

1307(g) of the PA Public Utility

Code and Docket No. P-00961036

entered August 26, 1996

NOTICE

THIS TARIFF UPDATES THE DISTRIBUTION SYSTEM IMPROVEMENT CHARGE FOR ALL METERED AND UNMETERED CUSTOMERS WITH THE EXCEPTION OF PUBLIC FIRE HYDRANT CUSTOMERS AND CUSTOMERS WITH SPECIAL CONTRACTS

SEE PAGE 1A

RECEIVED

JUN 19 2003

DOCUMENT
FOLDER

DOCKETED
JUN 26 2003

PA PUBLIC UTILITY COMMISSION
SECRETARY'S BUREAU

Pennsylvania Suburban Water Company

Supplement No. 24
To
Water-PA.P.U.C. No. 1
Twenty Third Revised Page No. 1A
Canceling Twenty Second Revised Page No. 1A

LIST OF CHANGES MADE BY THIS TARIFF

Increases: This tariff increases the Distribution System Improvement Charge (DSIC) on page 20 (Fifth Revised) of the Company's tariff, effective July 1, 2003, as approved by the Pennsylvania Public Utility Commission at Docket No. P-00961036 on August 26, 1996.

<u>Index</u>	<u>Page</u>	
RATES AND RULES	1	Supplement No. 24
LIST OF CHANGES MADE BY THIS TARIFF	1A	Twenty Third Revised
INDEX	2	Twenty Third Revised
INDEX	2A	Eleventh Revised
DESCRIPTION OF TERRITORY SERVED	3	Fourth Revised
DESCRIPTION OF TERRITORY SERVED	3A	First Revised
DESCRIPTION OF TERRITORY SERVED	3B	Eighth Revised
DESCRIPTION OF TERRITORY SERVED	3C	First Revised
Meter Service-PSW Main Division	4	First Revised
Rates for Water Consumed-PSW Main Division	4	First Revised
Rates for Water Consumed-PSW Main Division	4A	Second Revised
Fire Service-PSW Main Division	4B	First Revised
Meter Service-Monroe Manor Division	5	Second Revised
Rates for Water Consumed-Monroe Manor Division	5	Second Revised
Meter Rates-Rolling Green Division	6	Second Revised
Rates for Water Consumed-Rolling Green Division	6	Second Revised
Meter Service-Bensalem Division	7C	First Revised
Rates for Water Consumed-Bensalem Division	7C	First Revised
Fire Service-Bensalem Division	7D	First Revised
Meter Service - Fulmor Heights Division	7E	First Revised
Rates for Water Consumed - Fulmor Heights Division	7E	First Revised
Rates for Water Consumed - Fulmor Heights Division	7F	First Revised
Fire Service - Fulmor Heights Division	7G	First Revised
Meter Service - Bristol Division	11	First Revised
Rates for Water Consumed - Bristol Division	11	First Revised
Rates for Water Consumed - Bristol Division	11A	First Revised
Fire Service - Bristol Division	11B	First Revised
Meter Service - West Chester Division	13	First Revised
Rates for Water Consumed - West Chester Division	13	First Revised
Rates for Water Consumed - West Chester Division	13A	First Revised
Fire Service - West Chester Division	13B	First Revised
Meter Service - Flying Hills Division	14	First Revised
Rates for Water Consumed - Flying Hills Division	14	First Revised
Rates for Water Consumed - Flying Hills Division	14A	First Revised
Fire Service - Flying Hills Division	14B	First Revised
Meter Service - Consumers Roaring Creek Division	15	First Revised
Rates for Water Consumed - Consumers Roaring Creek Division	15	First Revised
Rates for Water Consumed - Consumers Roaring Creek Division	15A	First Revised
Fire Service - Consumers Roaring Creek Division	15B	First Revised
Meter Service - Consumers Susquehanna Division	16	First Revised
Rates for Water Consumed - Consumers Susquehanna Division	16	First Revised
Rates for Water Consumed - Consumers Susquehanna Division	16A	First Revised
Fire Service - Consumers Susquehanna Division	16B	First Revised
Meter Service - Chalfont Division	17C	First Revised
Rates for Water Consumed - Chalfont Division	17C	First Revised
Rates for Water Consumed - Chalfont Division	17D	First Revised
Fire Service - Chalfont Division	17E	First Revised
Flat Rate Service - Paupack Division	17F	First Revised
Meter & Unmetered Service - Paupack Division	17G	Third Revised
Rates for Water Consumed - Paupack Division	17G	Third Revised
Meter Service - Wapwallopin Division	17H	Second Revised
Rates for Water Consumed - Wapwallopin Division	17H	Second Revised
Metered and Unmetered Service - White Haven Division	17I	First Revised
Unmetered Rates - Shickshinny	17J	First Revised
Metered and Unmetered Service - NUI Division I	17K	First Revised
Metered and Unmetered Service - NUI Division II	17L	First Revised
Metered and Unmetered Service - NUI Division III	17M	First Revised
Unmetered Service - Brooklyn Division of NUI	17N	First Revised
Meter Service - Ariana Division	17O	First Revised
Rates for Water Consumed - Ariana Division	17O	First Revised
Metered Service-White Rock Division	17P	Original
Rates for Water Consumed-White Rock Division	17P	Original
Industrial Standby Rate	18	First Revised
Industrial Standby Rate	18A	First Revised

Industrial Standby Rate	18B	First Revised
Resale and Electric Generation Standby Rate	18C	First Revised
Resale and Electric Generation Standby Rate	18D	First Revised
Resale and Electric Generation Standby Rate	18E	First Revised
Rider DIS - Demand Based Industrial Service	19	First Revised
Rider DRS - Demand Based Resale Service	19A	First Revised
Rider EGS - Electric Generation Service	19B	First Revised
Rider OPI - Off Peak/Interruptible Service	19C	First Revised
Rider OPI - Off Peak/Interruptible Service	19D	First Revised
State Tax Surcharge Applicable to All Rates	20	Fifth Revised
Distribution System Improvement Charge	20A	First Revised
Distribution System Improvement Charge	20B	First Revised
Distribution System Improvement Charge	20C	First Revised
Introduction	21	First Revised
Classes of General Metered Service & Definitions	22	First Revised
Application of Service	25	First Revised
Deposits & Bill Payments	26	First Revised
Service Connections	28	First Revised
Meters & Meter Locations	31	First Revised
Building Construction Service; Metered Fire Service	34	First Revised
Unmetered Fire Service	35	First Revised
Responsibility for Service; System Inspection and Integrity	37	First Revised
Cross-Connection Control	38	First Revised
Termination of Service	39	First Revised
Water Conservation and Drought Emergency	40	First Revised
Main Extensions	41	First Revised
Main Extensions For Bona Fide Applicants	42	First Revised
Main Extensions and Services by Builder	46	First Revised

R I D E R

STATE TAX SURCHARGE APPLICABLE TO ALL RATES

(I)

In addition to the net charges provided for in this Tariff, a surcharge of 0.08% will apply to all bills issued on and after April 1, 2003.

The above surcharge will be recomputed, using the same elements prescribed by the Commission:

- (a) Whenever any of the tax rates used in the calculation of the surcharge are changed;
- (b) Whenever the utility makes effective increased or decreased rates; and
- (c) On March 31, 1971, and each year thereafter.

The above recalculation will be submitted to the Commission within 10 days after the occurrence of the event or date which occasioned such recomputation; and if the recomputed surcharge is less than the one in effect, the utility will, and if the recomputed surcharge is more than the one in effect, the utility may, submit with such recomputation a tariff or supplement to reflect such recomputed surcharge, the effective date of which shall be 10 days after filing.

DISTRIBUTION SYSTEM IMPROVEMENT CHARGE (DSIC)

In addition to the net charges provided for in this Tariff, a surcharge of 3.32 % will apply to all bills issued, excluding public fire hydrants, on or after July 1, 2003.

I. General Description

Purpose: To recover the fixed costs (depreciation and pre-tax return) of certain non-revenue producing, non-expense reducing distribution system improvement projects completed and placed in service and to be recorded in the individual accounts, as noted below, between base rate cases and to provide the Company with the resources to accelerate the replacement of its aging water distribution infrastructure, to comply with evolving regulatory requirements imposed by the Safe Drinking Water Act and to develop and implement solutions to regional water supply problems. Company projects receiving PENNVEST funding are not DSIC - eligible property.

Eligible Property: The DSIC-eligible property will consist of the following:

services (account 323), meters (account 324) and hydrants (account 325) installed as in-kind replacements for customers;

mains and valves (account 322) installed as replacements for existing facilities that have worn out, are in deteriorated condition, or upgraded to meet Chapter 65 regulations of Title 52;

main extensions (account 322) installed to eliminate dead ends and to implement solutions to regional water supply problems that have been documented as presenting a significant health and safety concern for customers currently receiving service from the Company or the acquired Company;

(I) Indicates Increase

PHILADELPHIA SUBURBAN WATER COMPANY

DISTRIBUTION SYSTEM IMPROVEMENT CHARGE ("DSIC") CALCULATION

Acct	Description	July-Aug 2002 Actual	Sept-Nov 2002 Actual	Dec '02-Feb '03 Actual	March-03 Actual	April-03 Actual	May-03 Actual	Three Months To Date	Total To Date
322000	Main Cleaning & Relining	3,211,123	3,844,830	404,886	51,996	35,551	2,436,763	2,524,310	9,985,149
322000	Major Main Replacements	5,170,787	7,693,773	3,916,490	294,122	1,117,843	5,018,578	6,430,543	23,211,593
322000	Minor Changes in Mains	0	0	0	0	0	0	0	0
322000	Minor Main Replacements	284,371	334,814	1,123,157	195,945	195,418	231,988	623,351	2,365,693
322000	Tie in Dead End Mains	430,028	567,670	585,098	188,982	445,846	487,318	1,122,146	2,704,942
322000	Unreimbursed Imprvmts due to highway relocations	104,107	2,765,201	101,688	(526)	4,468	26,240	30,182	3,001,178
322000	Valve Replacement Program	77,642	201,189	160,993	27,945	57,504	36,053	121,502	561,316
323000	Repl Services	276,972	375,733	363,778	114,705	107,996	140,820	363,521	1,380,004
323000	Repl Services due to Main Rehabilitation	317,640	648,122	519,191	255,422	328,459	335,562	919,443	2,404,396
324000	Replacement Meters	1,106,598	1,923,322	1,718,005	313,536	1,085,590	3,035,588	4,434,714	9,182,639
325000	Replacement Fire Hydrants	172,182	252,456	238,770	85,195	82,904	114,185	282,284	945,692
TOTAL ADDITIONS		11,151,450	18,607,110	9,132,056	1,527,322	3,461,579	11,863,095	16,851,996	55,742,612

PHILADELPHIA SUBURBAN WATER COMPANY

DISTRIBUTION SYSTEM IMPROVEMENT CHARGE ("DSIC") CALCULATION

Acct	Description	Accumulated Depreciation Bal. 2/28/02	Quarterly Depr. On Prior Assets (1)	Quarterly Depr. on 3/03 - 5/03 Assets (2)	Accumulated Depreciation Bal. 5/31/03	Depr Rate	Quarterly Depreciation
322000	Main Cleaning & Relining	74,887	39,915	6,753	121,555	2.14%	53,421
322000	Major Main Replacements	77,956	49,504	9,485	136,945	1.18%	68,474
322000	Minor Changes in Mains	0	0	0	0	1.18%	0
322000	Minor Main Replacements	5,236	5,140	919	11,295	1.18%	6,979
322000	Tie in Dead End Mains	6,546	4,669	1,655	12,870	1.18%	7,980
322000	Unreimbursed Imprvmts due to highway relocations	13,154	8,764	45	21,963	1.18%	8,853
322000	Valve Replacement Program	2,969	2,265	313	5,547	2.06%	2,891
323000	Repl Services	6,759	4,777	854	12,390	1.88%	6,486
323000	Repl Services due to Main Rehabilitation	9,521	6,979	2,161	18,661	1.88%	11,301
324000	Replacement Meters	81,869	59,705	27,883	169,457	5.03%	115,472
325000	Replacement Fire Hydrants	4,248	3,035	646	7,929	1.83%	4,327
TOTAL		283,145	184,753	50,714	518,612		286,184

(1) One Full Quarter's Depreciation.

(2) One Half Quarter Depreciation.

PHILADELPHIA SUBURBAN WATER COMPANY

DISTRIBUTION SYSTEM IMPROVEMENT CHARGE ("DSIC") CALCULATION

	DSIC EFFECTIVE	
	7/1/2003	
	Annual	Quarterly
		Monthly
Applicable Additions		
Less Accumulated Depreciation @ May 31, 2003		
Net Rate Base Includable in DSIC Calculation		55,742,612
		<u>(518,612)</u>
		<u>55,224,000</u>
Annual Revenue Requirement Rate	12.47%	
Quarterly Revenue Requirement Rate		3.12%
Quarterly Capital Cost Recovery		<u>1,721,608</u>
Quarterly Depreciation Expense		573,869
Total Quarterly DSIC Revenue Requirement		<u>2,007,792</u>
		669,264
Current Cost Recovery Rate		3.22%
2003 DSIC True-up [\$260,918 Under-collection + \$0 Interest = / 4 qtrs = Apr '03 thru Mar '04		65,230
Prior Period 'E' Factor Residual		21,743
		<u>65,230</u>
		21,743
E Factor Rate		0.10%
Applicable Base Rate Revenue		62,367,887
		20,789,296
DSIC RATE		<u>3.32%</u>

WEIGHTED COST OF CAPITAL AT 5/31/03:

	Proforma Per Books	Capital Structure	Cost Rate	Weighted Avg. Cost Rate	Tax Multiplier	Rev Req
Debt	468,430,142	51.30%	6.96%	3.57%		3.57%
Preferred	0	0.00%	4.78%	0.00%	1.709211797	0.00%
Equity	444,663,519	48.70%	10.70%	5.21%	1.709211797	8.90%
	<u>913,093,661</u>	100.0%		8.78%		12.47%

Note: The cost rate of debt and preferred stock are the Company's actual cost rates. The equity cost rate is the equity return rate calculated by the Commission staff and presented in the latest Quarterly Report on the Earnings of Jurisdictional Utilities. The tax multiplier is calculated as follows: $1/(1 - \text{Pa. Tax Rate}) \times (1 - \text{Fed. Tax Rate})$ where the Pa. tax rate is 9.99% and Fed. tax rate is 35%.

Pennsylvania Suburban Water Company
 DSIC Eligible Projects Closed To Utility Plant By Month

Category	Project Name	Auth	Acct	Mar '03	Apr '03	May '03
Main Replacements	MR, 12" Lansdowne Ave., Lansdowne	A1007806	3310 0000	851	2,737	2,768
Main Replacements	MR, Primos Avenue, Glenolden	A1007843	3310 0000	1,327	725	149,455
Main Replacements	MR, Third Avenue, Tinicum	A1007854	3310 0000	-	6,706	-
Main Replacements	MR, Seminole Street, Norwood	A1007892	3310 0000	3,832	14,884	54
Main Replacements	MR, Massasoit Street, Tinicum	A1007894	3310 0000	1,443	5,438	140,604
Main Replacements	MR, 2210'-8" North Ave., Upper Darby	A1007908	3310 0000	-	-	149,305
Main Replacements	MR, 400' Woodland, Sharon Hill	A1007911	3310 0000	17,306	84,342	50,376
Main Replacements	MR, 1508'-8" Main St., Darby	A1007913	3310 0000	-	-	132,026
Main Replacements	MR, 3520'-8" Park Ave., Swarthmore	A1007925	3310 0000	-	-	314,135
Main Replacements	MR, 2200'-8" Orchard Rd., Springfield	A1007927	3310 0000	-	-	142,469
Main Replacements	MR, 900'-8" Johnson Ave., Ridley Park	A1007931	3310 0000	-	-	66,521
Main Replacements	MR, Lancaster Avenue, Lower Merion	B1006793	3310 0000	-	396,583	170,944
Main Replacements	MR, 8" Gulph Creek Road, Radnor	A1006806	3310 0000	2,078	10,120	89,082
Main Replacements	MR, 450' Church Rd., Malvern	B1006955	3310 0000	-	-	14,989
Main Replacements	MR, Sugartown Road, Easttown	B1006963	3310 0000	22,296	14,931	1,218
Main Replacements	MR, Dodds Lane, Lower Merion	B1006976	3310 0000	-	-	22,888
Main Replacements	MR, 1771'-8" Concord Circle, Upper Merion	B1006990	3310 0000	-	-	129,847
Main Replacements	MR, 2125'-8" Springmill Rd., Lower Merion	B1006991	3310 0000	-	-	175,012
Main Replacements	MR, 1013'-8" Old Lancaster Rd., Lower Merion	B1006994	3310 0000	-	-	59,876
Main Replacements	MR, 3790'-8" King Road, Willistown Twp	B1006996	3310 0000	-	-	448,687
Main Replacements	MR, 400'-12" City Line Ave., Lower Merion	B1006998	3310 0000	-	-	19,168
Main Replacements	MR, 1130'-8" Anderson Rd., Schuylkill Twp	B1006999	3310 0000	-	-	104,303
Main Replacements	MR, Huntington Pike, Abington	C1005934	3310 0000	-	-	540,040
Main Replacements	MR, 8" Laurel Ave., Cheltenham	C1005935	3310 0000	7,020	6,940	-
Main Replacements	MR, 10" Church Lane, Abington	C1005985	3310 0000	8,752	-	-
Main Replacements	MR, Cadwalader St., Abington	C1006067	3310 0000	8,568	6,967	806
Main Replacements	MR, Ryers Ave., Cheltenham	C1006069	3310 0000	2,613	26,101	-
Main Replacements	MR, Beech Ave., Cheltenham	C1006099	3310 0000	9,029	25,932	225
Main Replacements	MR, Willow Ave., Cheltenham	C1006100	3310 0000	4,578	49,340	1,294
Main Replacements	MR, 12" Mill Road, Cheltenham	C1006116	3310 0000	28,526	25,140	73,026
Main Replacements	MR, 4" Neshaminy, Bristol Twp	C1006120	3310 0000	4,792	20,946	73,682
Main Replacements	MR, 8" Moyer Road, Chalfont	C1006125	3310 0000	46,520	26,556	82,854
Main Replacements	MR, 3,865'-8" Jenkintown Rd., Abington	C1006126	3310 0000	-	-	352,256
Main Replacements	MR, 10,100'-8" Old Orchard Lane, Bristol	C1006139	3310 0000	-	-	334,501
Main Replacements	MR, Sharpless Rd., Cheltenham	C1006140	3310 0000	-	58,532	31,507
Main Replacements	MR, Twelfth St., Cheltenham	C1006141	3310 0000	-	67,678	48,341
Main Replacements	MR, 7,000'-8" Schumacher Rd., Bristol	C1006142	3310 0000	-	-	405,882
Main Replacements	MR, Forrest Avenue, Abington	C1006149	3310 0000	-	-	278,243
Main Replacements	MR, 4700' Marshall Rd., West Chester	D1002222	3310 0000	5,151	-	-
Main Replacements	MR, S Veronica Road, West Goshen	D1002229	3310 0000	-	8,278	-
Main Replacements	MR, 8" Rose, Lilac, Honeybrook	D1002230	3310 0000	7,203	68,406	15,609
Main Replacements	MR, North Veronica, W. Goshen	D1002257	3310 0000	-	9,568	69,686
Main Replacements	MR, 350'-6" Wedge Lane, Flying Hills	D1002261	3310 0000	-	-	18,469
Main Replacements	MR, 12" Germanville RR, Roaring Creek	E1000002	3310 0000	2,517	2,224	-
Main Replacements	MR, 12" Elmyra Street, Susquehanna	G1007183	3310 0000	-	-	97,251
Main Replacements	MR, 8" Otter Street, Shenango	G1002850	3310 0000	5,422	-	2,832
Main Replacements	MR, Hall Avenue, Shenango	G1002867	3310 0000	20,188	1,513	32,144
Main Replacements	MR, Independence Court, Shenango	G1002931	3310 0000	334	473	30,242
Main Replacements	MR, Broadway, Shenango	G1005178	3310 0000	82,498	3,382	2,910
Main Replacements	MR, Belmont Ave., Waymart	H1000001	3310 0000	-	601	1,132
Main Replacements	MR, Replace Talfon Pike Main	H1000002	3310 0000	-	120,101	-
Main Replacements	MR, 3" Wapwallopin	W100001	3310 0000	-	33,929	-
Main Replacements	MR, South Lake	W100003	3310 0000	-	17,450	-
				292,844	1,116,523	4,876,659
Tie-Ins	TM, Bullens Lane, Ridley	A1167893	3310 0000	3,334	12,999	96,312
Tie-Ins	TM, Somerset Development, Newtown Square	B1166856	3310 0000	144,036	-	(4,316)
Tie-Ins	TM, Glenwood Avenue, Lower Merion	B1166989	3310 0000	-	4,896	20,731
Tie-Ins	TM, Fisher & Montgomery Aves., L Merion	B116100261	3310 0000	36,368	-	(1,089)
Tie-Ins	TM, Pheasant Road, Abington	C1166143	3310 0000	-	5,880	4,297
Tie-Ins	TM, Chester Road, Birmingham	D1162144	3310 0000	3,313	-	1,742
Tie-Ins	TM, Boot Road, West Whiteland	D1162234	3310 0000	-	263,604	120,622
Tie-Ins	TM, South Walnut St., Westtown	D1162252	3310 0000	-	14,408	13,998
Tie-Ins	TM, 8" Armand Street, Shanango	G1165577	3310 0000	1,931	978	-
Tie-Ins	TM, Eagle Point Loop, Shenango	G1167138	3310 0000	-	10,009	-
Tie-Ins	TM, 8" Shady Acres, Mount Carmel	N1160002	3310 0000	-	133,072	235,021
				188,982	445,846	487,318

Pennsylvania Suburban Water Company
DSIC Eligible Projects Closed To Utility Plant By Month

Category	Project Name	Auth	Acct	Mar '03	Apr '03	May '03
Main Cleaning & Lining	MC, 6" Blanchard Road, Upper Darby	A1201516	3310 0000	-	9,346	-
Main Cleaning & Lining	MC, 6" Essex Ave., Ridley	A1203019	3310 0000	19,376	(8,180)	-
Main Cleaning & Lining	MC, 6" Thorndale Road, Upper Darby	A1203347	3310 0000	-	5,589	-
Main Cleaning & Lining	MC, 6" Bolsolver Road, Lower Merion	B1200837	3310 0000	-	-	226,554
Main Cleaning & Lining	MC, 6" Williamson Rd., Lower Merion	B1200963	3310 0000	28,585	926	-
Main Cleaning & Lining	MC, 6" Lincoln Ave., Havertown	B1201036	3310 0000	-	4,244	-
Main Cleaning & Lining	MC, 6" Kirks Lane, Drexel Hill	B1201187	3310 0000	-	-	388,044
Main Cleaning & Lining	MC, 6" Barlycone Road, Radnor	B1201341	3310 0000	-	-	526,712
Main Cleaning & Lining	MC, 6" Beech Road, Lower Merion Twp	B1201370	3310 0000	-	2,212	-
Main Cleaning & Lining	MC, 6" Burmont Rd., Haverford	B1202722	3310 0000	-	-	369,145
Main Cleaning & Lining	MC, 6" Fifth Avenue, Conshohocken Boro.	C1200031	3310 0000	-	12,092	-
Main Cleaning & Lining	MC, 6" Third Avenue, Conshohocken	C1200045	3310 0000	-	-	380,958
Main Cleaning & Lining	MC, 6" Mill Road, Abington	C1200118	3310 0000	-	-	478,921
Main Cleaning & Lining	MC, 6" Clement Rd., Springfield Twp	C1201272	3310 0000	4,035	4,178	66,429
Main Cleaning & Lining	MC, 6" Mill Road, Meadowbrook	C1209283	3310 0000	-	5,144	-
				51,996	35,551	2,436,763
Minor Main Replacements			3310 0000	195,945	195,418	231,988
				195,945	195,418	231,988
Main Replacement (Highway)	HR, 16" Church & Waverly Rd., Cheltenham	C1326094	3310 0000	(7,258)	4,227	7,479
Main Replacement (Highway)	HR, 6" Washington St., Conshohocken	C1326131	3310 0000	4,832	241	-
Main Replacement (Highway)	HR, 8" Moyer Ave., Abington	C1326145	3310 0000	1,900	-	75
Main Replacement (Highway)	HR, 8" Fairview Rd., Abington	C1326161	3310 0000	-	-	18,686
				(526)	4,468	26,240
Valve Replacement Program			3310 0000	27,945	57,504	36,053
				27,945	57,504	36,053
Other Main Work	OM, Replace PRV & Pit, Selwyn Rd., Marple	B1997434	3310 0000	-	-	29,737
Other Main Work	OM, Replace PRV & Pit, Pinetree Rd., Radnor	B1997446	3310 0000	-	-	72,393
Other Main Work	OM, Replace Valve, Kingswood Dr., UM Twp	C1992388	3310 0000	-	-	1,561
Other Main Work	OM, Replace PRV & Pit, Tulpehocken Rd., Abington	C1997438	3310 0000	-	-	33,842
Other Main Work	OM, 476'-16" Cheltenham Road, Cheltenham	C1996070	3310 0000	1,278	1,320	4,386
				1,278	1,320	141,919
Replacement Meters			3340 0500	313,536	1,085,590	3,035,588
				313,536	1,085,590	3,035,588
Service Renewals			3330 0000	114,705	107,996	140,820
				114,705	107,996	140,820
Service Renewals-Main Rehab Work			3330 0000	255,422	328,459	335,562
				255,422	328,459	335,562
Fire Hydrants	Relocates/Replace		3350 0000	26,585	41,226	71,839
Fire Hydrants	No Drain		3350 0000	53,697	39,256	42,268
Fire Hydrants	2 Way Replacements		3350 0000	1,314	67	-
Fire Hydrants	Private FH Replacements		3350 0000	3,599	2,355	78
				85,195	82,904	114,185
			Total	1,527,322	3,461,579	11,863,095



762 W. Lancaster Avenue
Bryn Mawr, PA 19010-3489
610.525.1400
Fax: 610.645.1061

ORIGINAL

September 19, 2003

VIA FEDERAL EXPRESS

James J. McNulty, Secretary
Pennsylvania Public Utility Commission
Two North Keystone
Commonwealth Keystone Building
400 North Street
Harrisburg, PA 17120

DOCUMENT
FOLDER

Re: Quarterly Distribution System Improvement Charge (DSIC)

Dear Secretary McNulty:

P-00961036

Enclosed are eight copies of PSW's Supplement No. 27 to Water-PA PUC No. 1 and supporting documents. As noted in the PUC Order, these documents are also being served to the Office of Consumer Advocate, the Office of Trial Staff and the Office of Small Business Advocate. PSW is also serving these documents to the PUC Bureau of Audits.

If you have any questions regarding this filing, please contact me at (610) 645-1130.

Sincerely,

Robert M. Griffin
Manager of Regulatory Accounting

RMG/
Certificate of Service

RECEIVED
03 SEP 19 PM 1:42
P.A.U.C.
SECRETARY'S BUREAU
AC

PENNSYLVANIA SUBURBAN WATER COMPANY
CERTIFICATE OF SERVICE

BEFORE THE
PENNSYLVANIA PUBLIC UTILITY COMMISSION

PENNSYLVANIA SUBURBAN
WATER COMPANY

:
:
:
:
:

Distribution System
Improvement Charge (DSIC)
Filing

CERTIFICATE OF SERVICE

I hereby certify that I have this day filed Pennsylvania Suburban Water Company's DSIC update and supporting workpapers with the PA Public Utility Commission and upon the person(s) and in the manner indicated below:

VIA FEDERAL EXPRESS


Irwin A. Popowsky, Esq.
Office of Consumer Advocate
555 Walnut Avenue, Fifth Floor
Forum Place
Harrisburg, PA 17101-1921

Charles Hoffman, Director
Office of Trial Staff
Two West Keystone
Commonwealth Keystone Building
400 North Street
Harrisburg, PA 17102

Carol Pennington, Esq.
Office of Small Business Advocate
Suite 1102, Commerce Bldg.
300 N. Second Street
Harrisburg, PA 17101-1921

Thomas Sheets
Bureau of Audits
Three East Keystone
Commonwealth Keystone Building
400 North Street
Harrisburg, PA 17102
(email to riwallace@state.pa.us)

Dated: September 19, 2003



Robert M. Griffin
Manager of Regulatory Accounting

RECEIVED
03 SEP 19 PM 1:42
PA P.U.C.
SECRETARY'S BUREAU

ORIGINAL

Supplement No. 27
To
Water-PA.P.U.C. No. 1

P-00961036

PENNSYLVANIA SUBURBAN WATER COMPANY

d/b/a PHILADELPHIA SUBURBAN WATER COMPANY

d/b/a CONSUMERS PENNSYLVANIA WATER COMPANY-ROARING CREEK DIVISION

d/b/a CONSUMERS PENNSYLVANIA WATER COMPANY-SUSQUEHANNA DIVISION

d/b/a CONSUMERS PENNSYLVANIA WATER COMPANY-SHENANGO VALLEY DIVISION

RATES AND RULES

GOVERNING THE DISTRIBUTION

OF

WATER

IN PORTIONS OF

MONTGOMERY, CHESTER, BUCKS, BERKS, DELAWARE, MERCER, LAWRENCE, BRADFORD,
COLUMBIA, SCHUYLKILL, NORTHUMBERLAND, LUZERNE, PIKE, LACKAWANNA, MONROE,
NORTHAMPTON, SUSQUEHANNA, SNYDER, WYOMING, AND CARBON COUNTIES

ISSUED: September 19, 2003
by
NICHOLAS DeBENEDICTIS, Chairman
762 Lancaster Avenue
Bryn Mawr, Pennsylvania 19010

Effective: September 20, 2003
Issued in accordance with Section
1307(g) of the PA Public Utility
Code and Docket No. P-00961036
entered August 26, 1996

DOCUMENT
FOLDER

NOTICE

**THIS TARIFF UPDATES THE DISTRIBUTION SYSTEM
IMPROVEMENT CHARGE FOR ALL METERED AND UNMETERED
CUSTOMERS WITH THE EXCEPTION OF PUBLIC FIRE HYDRANT
CUSTOMERS AND CUSTOMERS WITH SPECIAL CONTRACTS**

SEE PAGE 1A

DOCKETED

SEP 23 2003

RECEIVED
03 SEP 19 PM 1:42
PA.P.U.C.
SECRETARY'S BUREAU

Pennsylvania Suburban Water Company

Supplement No. 27
To
Water-PA.P.U.C. No. 1
Twenty Sixth Revised Page No. 1A
Canceling Twenty Fifth Revised Page No. 1A

LIST OF CHANGES MADE BY THIS TARIFF

Increase: This tariff increases the Distribution System Improvement Charge (DSIC) on page 20 (Sixth Revised) of the Company's tariff, effective October 1, 2003, as approved by the Pennsylvania Public Utility Commission at Docket No. P-000961036 on August 26, 1996.

Pennsylvania Suburban Water Company

INDEX	Page	
RATES AND RULES	1	Supplement No. 27
LIST OF CHANGES MADE BY THIS TARIFF	1A	Twenty Sixth Revised
INDEX	2	Twenty Sixth Revised
INDEX	2A	Twelfth Revised
DESCRIPTION OF TERRITORY SERVED	3	Fourth Revised
DESCRIPTION OF TERRITORY SERVED	3A	First Revised
DESCRIPTION OF TERRITORY SERVED	3B	Eighth Revised
DESCRIPTION OF TERRITORY SERVED	3C	Third Revised
Meter Service-PSW Main Division	4	First Revised
Rates for Water Consumed-PSW Main Division	4	First Revised
Rates for Water Consumed-PSW Main Division	4A	Second Revised
Fire Service-PSW Main Division	4B	First Revised
Meter Service-Monroe Manor Division	5	Second Revised
Rates for Water Consumed-Monroe Manor Division	5	Second Revised
Meter Rates-Rolling Green Division	6	Second Revised
Rates for Water Consumed-Rolling Green Division	6	Second Revised
Meter Service-Bensalem Division	7C	First Revised
Rates for Water Consumed-Bensalem Division	7C	First Revised
Fire Service-Bensalem Division	7D	First Revised
Meter Service - Fulmor Heights Division	7E	First Revised
Rates for Water Consumed - Fulmor Heights Division	7E	First Revised
Rates for Water Consumed - Fulmor Heights Division	7F	First Revised
Fire Service - Fulmor Heights Division	7G	First Revised
Meter Service - Bristol Division	11	First Revised
Rates for Water Consumed - Bristol Division	11	First Revised
Rates for Water Consumed - Bristol Division	11A	First Revised
Fire Service - Bristol Division	11B	First Revised
Meter Service - West Chester Division	13	First Revised
Rates for Water Consumed - West Chester Division	13	First Revised
Rates for Water Consumed - West Chester Division	13A	First Revised
Fire Service - West Chester Division	13B	First Revised
Meter Service - Flying Hills Division	14	First Revised
Rates for Water Consumed - Flying Hills Division	14	First Revised
Rates for Water Consumed - Flying Hills Division	14A	First Revised
Fire Service - Flying Hills Division	14B	First Revised
Meter Service - Consumers Roaring Creek Division	15	First Revised
Rates for Water Consumed - Consumers Roaring Creek Division	15	First Revised
Rates for Water Consumed - Consumers Roaring Creek Division	15A	First Revised
Fire Service - Consumers Roaring Creek Division	15B	First Revised
Meter Service - Consumers Susquehanna Division	16	First Revised
Rates for Water Consumed - Consumers Susquehanna Division	16	First Revised
Rates for Water Consumed - Consumers Susquehanna Division	16A	First Revised
Fire Service - Consumers Susquehanna Division	16B	First Revised
Meter Service - Chalfont Division	17C	First Revised
Rates for Water Consumed - Chalfont Division	17C	First Revised
Rates for Water Consumed - Chalfont Division	17D	First Revised
Fire Service - Chalfont Division	17E	First Revised
Flat Rate Service - Paupack Division	17F	First Revised
Meter & Unmetered Service - Paupack Division	17G	Third Revised
Rates for Water Consumed - Paupack Division	17G	Third Revised
Meter Service - Wapwallopin Division	17H	Second Revised
Rates for Water Consumed - Wapwallopin Division	17H	Second Revised
Metered and Unmetered Service - White Haven Division	17I	First Revised
Unmetered Rates - Shickshinny	17J	First Revised
Metered and Unmetered Service - NUI Division I	17K	First Revised
Metered and Unmetered Service - NUI Division II	17L	First Revised
Metered and Unmetered Service - NUI Division III	17M	First Revised
Unmetered Service - Brooklyn Division of NUI	17N	First Revised
Meter Service - Ariana Division	17O	First Revised
Rates for Water Consumed - Ariana Division	17O	First Revised
Metered Service-White Rock Division	17P	Original
Rates for Water Consumed-White Rock Division	17P	Original
Metered Service - Jefferson Division	17Q	Original
Rates for Water Consumed - Jefferson Division	17Q	Original
Metered Service - Maple Crest Division	17R	Original
Rates for Water Consumed - Maple Crest Division	17R	Original
Industrial Standby Rate	18	First Revised
Industrial Standby Rate	18A	First Revised

Pennsylvania Suburban Water Company

Supplement No. 27
To
Water-PA.P.U.C. No. 1
Eleventh Revised Page No. 2A
Canceling Tenth Revised Page No. 2A

Industrial Standby Rate	18B	First Revised
Resale and Electric Generation Standby Rate	18C	First Revised
Resale and Electric Generation Standby Rate	18D	First Revised
Resale and Electric Generation Standby Rate	18E	First Revised
Rider DIS - Demand Based Industrial Service	19	First Revised
Rider DRS - Demand Based Resale Service	19A	First Revised
Rider EGS - Electric Generation Service	19B	First Revised
Rider OPI - Off Peak/Interruptible Service	19C	First Revised
Rider OPI - Off Peak/Interruptible Service	19D	First Revised
State Tax Surcharge Applicable to All Rates	20	Sixth Revised
Distribution System Improvement Charge	20A	First Revised
Distribution System Improvement Charge	20B	First Revised
Distribution System Improvement Charge	20C	First Revised
Introduction	21	First Revised
Classes of General Metered Service & Definitions	22	First Revised
Application of Service	25	First Revised
Deposits & Bill Payments	26	First Revised
Service Connections	28	First Revised
Meters & Meter Locations	31	First Revised
Building Construction Service; Metered Fire Service	34	First Revised
Unmetered Fire Service	35	First Revised
Responsibility for Service; System Inspection and Integrity	37	First Revised
Cross-Connection Control	38	First Revised
Termination of Service	39	First Revised
Water Conservation and Drought Emergency	40	First Revised
Main Extensions	41	First Revised
Main Extensions For Bona Fide Applicants	42	First Revised
Main Extensions and Services by Builder	46	First Revised

R I D E R

STATE TAX SURCHARGE APPLICABLE TO ALL RATES

In addition to the net charges provided for in this Tariff, a surcharge of 0.08% will apply to all bills issued on and after April 1, 2003.

The above surcharge will be recomputed, using the same elements prescribed by the Commission:

- (a) Whenever any of the tax rates used in the calculation of the surcharge are changed;
- (b) Whenever the utility makes effective increased or decreased rates; and
- (c) On March 31, 1971, and each year thereafter.

The above recalculation will be submitted to the Commission within 10 days after the occurrence of the event or date which occasioned such recomputation; and if the recomputed surcharge is less than the one in effect, the utility will, and if the recomputed surcharge is more than the one in effect, the utility may, submit with such recomputation a tariff or supplement to reflect such recomputed surcharge, the effective date of which shall be 10 days after filing.

DISTRIBUTION SYSTEM IMPROVEMENT CHARGE (DSIC) (I)

In addition to the net charges provided for in this Tariff, a surcharge of 4.90% will apply to all bills issued, excluding public fire hydrants, on or after October 1, 2003.

I. General Description

Purpose: To recover the fixed costs (depreciation and pre-tax return) of certain non-revenue producing, non-expense reducing distribution system improvement projects completed and placed in service and to be recorded in the individual accounts, as noted below, between base rate cases and to provide the Company with the resources to accelerate the replacement of its aging water distribution infrastructure, to comply with evolving regulatory requirements imposed by the Safe Drinking Water Act and to develop and implement solutions to regional water supply problems. Company projects receiving PENNVEST funding are not DSIC - eligible property.

Eligible Property: The DSIC-eligible property will consist of the following:

services (account 323), meters (account 324) and hydrants (account 325) installed as in-kind replacements for customers;

mains and valves (account 322) installed as replacements for existing facilities that have worn out, are in deteriorated condition, or upgraded to meet Chapter 65 regulations of Title 52;

main extensions (account 322) installed to eliminate dead ends and to implement solutions to regional water supply problems that have been documented as presenting a significant health and safety concern for customers currently receiving service from the Company or the acquired Company;

PHILADELPHIA SUBURBAN WATER COMPANY

DISTRIBUTION SYSTEM IMPROVEMENT CHARGE ("DSIC") CALCULATION

Acct	Description	July-Aug 2002 Actual	Sept-Nov 2002 Actual	Dec '02-May '03 Actual	June-03 Actual	July-03 Actual	August-03 Actual	Three Months To Date	Total To Date
322000	Main Cleaning & Relining	3,211,123	3,844,830	2,929,196	8,995	280,400	1,426,376	1,715,771	11,700,920
322000	Major Main Replacements	5,170,787	7,693,773	10,347,033	497,356	1,027,843	5,625,545	7,150,744	30,362,337
322000	Minor Changes in Mains	0	0	0	0	0	0	0	0
322000	Minor Main Replacements	284,371	334,814	1,746,508	194,475	245,928	231,685	672,088	3,037,781
322000	Tie in Dead End Mains	430,028	567,670	1,072,416	134,372	212,255	901,020	1,247,647	3,317,761
322000	Unreimbursed Imprvmts due to highway relocations	104,107	2,765,201	131,870	5,831	11,670	17,310	34,811	3,035,989
322000	Valve Replacement Program	77,642	201,189	282,495	20,608	26,597	78,826	126,031	687,357
323000	Repl Services	276,972	375,733	727,299	70,785	155,304	144,981	371,070	1,751,000
323000	Repl Services due to Main Rehabilitation	317,640	648,122	1,438,634	432,174	477,724	656,013	1,565,911	3,970,307
324000	Replacement Meters	1,106,598	1,923,322	6,152,719	590,289	2,177,415	2,617,257	5,384,961	14,567,600
325000	Replacement Fire Hydrants	172,182	252,456	521,054	91,521	86,077	109,383	286,981	1,232,673
TOTAL ADDITIONS		11,151,450	18,607,110	25,349,224	2,046,406	4,701,213	11,808,396	18,556,015	73,663,799

PHILADELPHIA SUBURBAN WATER COMPANY

DISTRIBUTION SYSTEM IMPROVEMENT CHARGE ("DSIC") CALCULATION

Acct	Description	Accumulated Depreciation Bal. 5/31/03	Quarterly Depr. On Prior Assets (1)	Quarterly Depr. on 6/03 - 8/03 Assets (2)	Accumulated Depreciation Bal. 8/31/03	Depr Rate	Quarterly Depreciation
322000	Main Cleaning & Relining	121,555	53,421	4,590	179,566	2.14%	62,600
322000	Major Main Replacements	136,945	68,474	10,547	215,966	1.18%	89,569
322000	Minor Changes in Mains	0	0	0	0	1.18%	0
322000	Minor Main Replacements	11,295	6,979	991	19,265	1.18%	8,961
322000	Tie in Dead End Mains	12,870	6,107	1,840	20,817	1.18%	9,787
322000	Unreimbursed Imprvmts due to highway relocations	21,963	8,853	51	30,867	1.18%	8,956
322000	Valve Replacement Program	5,547	2,891	325	8,763	2.06%	3,540
323000	Repl Services	12,390	6,486	872	19,748	1.88%	8,230
323000	Repl Services due to Main Rehabilitation	18,661	11,301	3,680	33,642	1.88%	18,660
324000	Replacement Meters	169,457	115,472	33,858	318,787	5.03%	183,188
325000	Replacement Fire Hydrants	7,929	4,327	656	12,912	1.83%	5,639
TOTAL		518,612	284,311	57,410	860,333		399,130

(1) One Full Quarter's Depreciation.

(2) One Half Quarter Depreciation.

PHILADELPHIA SUBURBAN WATER COMPANY

DISTRIBUTION SYSTEM IMPROVEMENT CHARGE ("DSIC") CALCULATION

	DSIC EFFECTIVE		
	Annual	10/1/2003 Quarterly	Monthly
Applicable Additions		73,663,799	
Less Accumulated Depreciation @ Aug. 31, 2003		(860,333)	
Net Rate Base Includable in DSIC Calculation		<u>72,803,466</u>	
Annual Revenue Requirement Rate	12.46%		
Quarterly Revenue Requirement Rate		3.12%	
Quarterly Capital Cost Recovery		<u>2,267,828</u>	755,943
Quarterly Depreciation Expense		399,130	133,043
Total Quarterly DSIC Revenue Requirement		<u>2,666,958</u>	888,986
Current Cost Recovery Rate			4.78%
2003 DSIC True-up [\$260,918 Under-collection + \$0 Interest = / 4 qtrs = Apr '03 thru Mar '04 Prior Period 'E' Factor Residual		65,230	21,743
		<u>65,230</u>	21,743
E Factor Rate			0.12%
Applicable Base Rate Revenue		55,801,568	18,600,523
DSIC RATE			4.90%

WEIGHTED COST OF CAPITAL AT 8/31/03:

	Proforma Per Books	Capital Structure	Cost Rate	Weighted Avg. Cost Rate	Tax Multiplier	Rev Req
Debt	456,551,260	50.28%	6.71%	3.37%		3.37%
Preferred	0	0.00%	4.78%	0.00%	1.709211797	0.00%
Equity	451,422,434	49.72%	10.70%	5.32%	1.709211797	9.09%
	<u>907,973,694</u>	100.0%		8.69%		12.46%

Note: The cost rate of debt and preferred stock are the Company's actual cost rates. The equity cost rate is the equity return rate calculated by the Commission staff and presented in the latest Quarterly Report on the Earnings of Jurisdictional Utilities. The tax multiplier is calculated as follows: $1 / [(1 - \text{Pa. Tax Rate}) \times (1 - \text{Fed. Tax Rate})]$ where the Pa. tax rate is 9.99% and Fed. tax rate is 35%.

Pennsylvania Suburban Water Company
 DSIC Eligible Projects Closed To Utility Plant By Month

Category	Project Name	Auth	Acct	June '03	July '03	Aug. '03
Main Replacements	MR, 2210'-8" North Ave., Upper Darby	A1007908	3310 0000	266	2,491	89,213
Main Replacements	MR, 1508'-8" Main St., Darby	A1007913	3310 0000	20,403	60,863	45,307
Main Replacements	MR, 3520'-8" Park Ave., Swarthmore	A1007925	3310 0000	15,606	248	-
Main Replacements	MR, 2200'-8" Orchard Rd., Springfield	A1007927	3310 0000	5,411	80,960	-
Main Replacements	MR, 1150'-8" Haverford Road, Ridley	A1007929	3310 0000	-	104,041	59,285
Main Replacements	MR, 900'-8" Johnson Ave., Ridley Park	A1007931	3310 0000	1,740	5,225	35,543
Main Replacements	MR, Lancaster Avenue, Lower Merion	B1006793	3310 0000	22,369	27,678	488,931
Main Replacements	MR, 1,240'-24" County Line Rd., Upper Merion	B1006939	3310 0000	-	-	236,378
Main Replacements	MR, 1771'-8" Concord Circle, Upper Merion	B1006990	3310 0000	1,397	1,052	94,377
Main Replacements	MR, 2125'-8" Springmill Rd., Lower Merion	B1006991	3310 0000	25,126	75,419	50
Main Replacements	MR, 640'-8" Haverford Road, Narberth	B1006992	3310 0000	-	67,349	26,279
Main Replacements	MR, 1013'-8" Old Lancaster Rd., Lower Merion	B1006994	3310 0000	14,826	346	30,257
Main Replacements	MR, 3790'-8" King Road, Willistown Twp	B1006996	3310 0000	61,710	9,214	271,530
Main Replacements	MR, 1,013'-8" Old Lancaster Rd., Lower Merion	B1006997	3310 0000	-	-	112,207
Main Replacements	MR, 400'-12" City Line Ave., Lower Merion	B1006998	3310 0000	45,101	(2,945)	-
Main Replacements	MR, 1130'-8" Anderson Rd., Schuylkill Twp	B1006999	3310 0000	(2,107)	2,947	60,218
Main Replacements	MR, 690'-8" Plaza at K of P Mall, Upper Merion	B1007014	3310 0000	-	-	172,425
Main Replacements	MR, 1,800'-8" Pennswood Rd., Lower Merion	B1007019	3310 0000	-	-	153,573
Main Replacements	MR, Huntington Pike, Abington	C1005934	3310 0000	68,925	32,218	237,961
Main Replacements	MR, 4,000'-12" Old York Rd., Cheltenham	C1006102	3310 0000	-	-	401,451
Main Replacements	MR, 3,865'-8" Jenkintown Rd., Abington	C1006126	3310 0000	57,172	19,045	144,681
Main Replacements	MR, 10,100'-8" Old Orchard Lane, Bristol	C1006139	3310 0000	62,024	280,562	296,243
Main Replacements	MR, 7,000'-8" Schumacher Rd., Bristol	C1006142	3310 0000	61,714	17,469	1,838
Main Replacements	MR, 6,770'-8" Ashbourne Rd., Cheltenham	C1006146	3310 0000	-	-	254,458
Main Replacements	MR, 2,550'-8" Rowland Ave., Cheltenham	C1006147	3310 0000	-	-	287,806
Main Replacements	MR, Forrest Avenue, Abington	C1006149	3310 0000	7,292	13,149	118,077
Main Replacements	MR, 1,790'-12" Washington Ave., Abington	C1006162	3310 0000	-	155,568	96,178
Main Replacements	MR, 8" Heacock La., Cheltenham	C1006186	3310 0000	-	-	456,001
Main Replacements	MR, 1,600'-8" Monacy Dr., W Brandywine	D1002238	3310 0000	-	-	261,703
Main Replacements	MR, North Veronica, W. Goshen	D1002257	3310 0000	9,951	-	27,881
Main Replacements	MR, 350'-6" Wedge Lane, Flying Hills	D1002261	3310 0000	2,041	2,089	12,543
Main Replacements	MR, Exton Mall, W Whiteland	D1002276	3310 0000	-	-	45,783
Main Replacements	MR, 2,335'-8" S Wayne Rd., West Chester	D1002281	3310 0000	-	-	127,417
Main Replacements	MR, 4,000'-Various Transite Pipe-R Creek	E1000221	3310 0000	-	-	252,930
Main Replacements	MR, 10" Water St., Roaring Creek	E1000237	3310 0000	-	-	65,818
Main Replacements	MR, 12" Elmira Street, Susquehanna	G1007183	3310 0000	16,019	754	45,629
Main Replacements	MR, Madison Ave., Susquehanna	G1009690	3310 0000	-	-	177,787
Main Replacements	MR, Hall Avenue, Shenango	G1002867	3310 0000	260	871	10,064
Main Replacements	MR, Broadway, Shenango	G1005178	3310 0000	110	32,570	-
Main Replacements	MR, Ormand Avenue, Shenango	G1006457	3310 0000	-	36,778	8,713
Main Replacements	MR, 2,000'-8" North St., Shenango	G1006469	3310 0000	-	-	20,707
Main Replacements	MR, 1,400'-12" Greenville, Shenango	G1006471	3310 0000	-	-	2,705
Main Replacements	Mr, 2,800'-8" Otter, Shenango	G1006474	3310 0000	-	-	176,833
Main Replacements	MR, 1,900'-8" Honesdale Rd., Waymart	H1005260	3310 0000	-	-	149,817
Main Replacements	MR, Replace Tafton Pike Main	H1000002	3310 0000	-	-	(119,822)
Main Replacements	MR, 4" James Place, White Haven	I10000004	3310 0000	-	1,882	72,063
Main Replacements	MR, 2,000'-3" Wapwallopin	W1000001	3310 0000	-	-	116,707
				497,356	1,027,843	5,625,545
Tie-Ins	TM, Pennell Rd., Middletown	A1167906	3310 0000	-	-	420,013
Tie-Ins	TM, Boot Road, West Whiteland	D1162234	3310 0000	338	17,383	128,690
Tie-Ins	TM, 2,250'-12" Rt. 352, E Goshen	D1162251	3310 0000	-	-	241,831
Tie-Ins	TM, Highland Road, Shenango	G1166455	3310 0000	-	33,358	4,596
Tie-Ins	TM, 12" Denmar Gardens, Roaring Creek	G1167236	3310 0000	8,785	62,931	8,355
Tie-Ins	TM, 8" Lori Road, Roaring Creek	G1169534	3310 0000	44,040	2,133	2,298
Tie-Ins	TM, 8" Shady Acres, Mount Carmel	N1160002	3310 0000	7,281	6,557	(1,148)
				60,444	122,362	804,635
Main Cleaning & Lining	MC, 6" Glen Rd., Glenolden	A1200688	3310 0000	-	-	464,726
Main Cleaning & Lining	MC, 6" Dodds La., Lower Merion	B1200135	3310 0000	-	-	724,167
Main Cleaning & Lining	MC, 6" Kirks Lane, Drexel Hill	B1201187	3310 0000	-	272,800	7,806
Main Cleaning & Lining	MC, 6" Mill Road, Abington	C1200118	3310 0000	-	-	68,033
Main Cleaning & Lining	MC, 6" Church St., Springfield Twp	C1200986	3310 0000	8,995	-	-
Main Cleaning & Lining	MC, 6" Clermont Rd., Springfield Twp	C1201272	3310 0000	-	7,600	-
Main Cleaning & Lining	MC, Woodside Rd., Bristol	D1205454	3310 0000	-	-	161,644
				8,995	280,400	1,426,376
Minor Main Replacements			3310 0000	194,475	245,928	231,685
				194,475	245,928	231,685
Main Replacement (Hig HR, 8" Yerkes Road, Upper Merion		B1327018	3310 0000	-	6,665	16,328
Main Replacement (Hig HR, 16" Church & Waverly Rd., Cheltenham		C1326094	3310 0000	3,317	4,973	(1,159)

Pennsylvania Suburban Water Company
 DSIC EI Projects Closed To Utility Plant By Month

Category	Project Name	Auth	Acct	June '03	July '03	Aug. '03
Main Replacement (Hig HR, 8" Maple & Jefferson, Abington)		C1326148	3310 0000	-	-	2,141
Main Replacement (Hig HR, 8" Fairview Rd., Abington)		C1326161	3310 0000	2,514	32	-
				5,831	11,670	17,310
Valve Replacement Program			3310 0000	20,608	26,597	78,826
				20,608	26,597	78,826
Other Main Work	OM, Replace PRV & Pit, Selwyn Rd., Marple	B1997434	3310 0000	1,047	(7)	6,465
Other Main Work	OM, Replace PRV & Pit, Pinetree Rd., Radnor	B1997446	3310 0000	1,163	13,607	-
Other Main Work	OM, 476'-16" Cheltenham Road, Cheltenham	C1996070	3310 0000	9,212	77,699	-
Other Main Work	OM, Replace PRV & Pit, Tulpehocken Rd., Abington	C1997438	3310 0000	23,609	(1,270)	-
Other Main Work	OM, Replace PRV & Pit, York Road, Cheltenham	C1997440	3310 0000	38,897	(136)	-
Other Main Work	OM, Pipe Bridge, Roaring Creek	F1990163	3310 0000	-	-	89,920
				73,928	89,893	96,385
Replacement Meters			3340 0500	590,289	2,177,415	2,617,257
				590,289	2,177,415	2,617,257
Service Renewals			3330 0000	70,785	155,304	144,981
				70,785	155,304	144,981
Service Renewals-Main Rehab Work			3330 0000	432,174	477,724	656,013
				432,174	477,724	656,013
Fire Hydrants	Relocates/Replace		3350 0000	69,246	62,919	62,654
Fire Hydrants	No Drain		3350 0000	19,004	19,983	43,807
Fire Hydrants	2 Way Replacements		3350 0000	-	56	-
Fire Hydrants	Private FH Replacements		3350 0000	3,271	3,119	2,922
				91,521	86,077	109,383
			Total	2,046,406	4,701,213	11,808,396

**PHILADELPHIA SUBURBAN WATER COMPANY
COMPOSITE COST OF CAPITAL DEBT OUTSTANDING
PRO-FORMA AUGUST 31, 2003**

SERIES	AMOUNT OUTSTANDING	PERCENT TO TOTAL	EFFECTIVE INT RATE	WEIGHTED INT RATE	ANNUAL INT COST
FIRST MORTGAGE BONDS					
9.890% SERIES DUE 2008	5,000,000	1.09%	9.96%	0.11%	
9.930% SERIES DUE 2013	5,000,000	1.09%	10.01%	0.11%	
9.970% SERIES DUE 2018	5,000,000	1.09%	10.07%	0.11%	
9.120% SERIES DUE 2010	20,000,000	4.36%	9.21%	0.40%	
9.290% SERIES DUE 2026	12,000,000	2.62%	9.36%	0.25%	
9.170% SERIES DUE 2021	7,600,000	1.66%	9.23%	0.15%	
9.170% SERIES DUE 2011	5,000,000	1.09%	9.22%	0.10%	
(R C) 9.53% SERIES DUE 2019	4,000,000	0.87%	9.74%	0.09%	
(R C) 6.375% SERIES DUE 2025	14,000,000	3.05%	6.72%	0.21%	
(Susq) 8.260% SERIES DUE 2022	1,500,000	0.33%	8.61%	0.03%	
(Shen) 9.500% SERIES DUE 2006	1,200,000	0.26%	9.75%	0.03%	
(Shen) 9.220% SERIES DUE 2019	2,260,430	0.49%	9.54%	0.05%	
(Shen) 8.320% SERIES DUE 2022	3,500,000	0.76%	8.49%	0.06%	
(Shen) 8.140% SERIES DUE 2025	4,000,000	0.87%	8.28%	0.07%	
(Shen) 6.000% SERIES DUE 2030	18,560,460	4.05%	6.24%	0.25%	
7.150% SERIES DUE 2008	10,000,000	2.18%	7.28%	0.16%	
	<u>118,620,890</u>	<u>25.88%</u>		<u>2.17%</u>	
FIRST MORTGAGE BONDS (Medium Term Notes)					
7.720% SERIES DUE 2025	15,000,000	3.27%	7.81%	0.26%	
6.820% SERIES DUE 2005	10,000,000	2.18%	6.99%	0.15%	
6.890% SERIES DUE 2015	12,000,000	2.62%	6.99%	0.18%	
6.990% SERIES DUE 2006	10,000,000	2.18%	7.15%	0.16%	
6.830% SERIES DUE 2003	10,000,000	2.18%	6.99%	0.15%	
7.060% SERIES DUE 2004	10,000,000	2.18%	7.22%	0.16%	
6.350% SERIES DUE 2025	22,000,000	4.80%	6.58%	0.32%	
6.750% SERIES DUE 2007	10,000,000	2.18%	6.83%	0.15%	
6.140% SERIES DUE 2008	10,000,000	2.18%	6.21%	0.14%	
5.850% SERIES DUE 2004	10,000,000	2.18%	5.98%	0.13%	
6.000% SERIES DUE 2004	15,000,000	3.27%	6.25%	0.20%	
6.000% SERIES DUE 2029	25,000,000	5.45%	6.19%	0.34%	
5.930% SERIES DUE	25,000,000	5.45%	5.98%	0.33%	
6.210% SERIES DUE	15,000,000	3.27%	6.25%	0.20%	
5.350% SERIES DUE	30,000,000	6.55%	5.39%	0.35%	
7.400% SERIES DUE 2005	11,000,000	2.40%	7.46%	0.18%	
7.400% SERIES DUE 2005	15,000,000	3.27%	7.46%	0.24%	
	<u>255,000,000</u>	<u>55.64%</u>		<u>3.64%</u>	
UTMA NOTE					
9.000% NOTE DUE 2013	1,304,830	0.28%	9.00%	0.03%	
IDB & PENNVEST					
3.75% SERIES DUE 2010	2,800,000	0.61%	3.88%	0.02%	
5.15% SERIES DUE 2032	25,000,000	5.45%	5.34%	0.29%	
5.55% BCIDA	25,000,000	5.45%	5.55%	0.30%	
2.842%-3.55% BRISTOL PENNVEST #80081	5,093,705	1.11%	3.38%	0.04%	
3.237%-4.047% FERNHILL TANK PENNVEST #89082	610,070	0.13%	3.84%	0.01%	
3.237%-4.047% NORTH WAYNE #2 PENNVEST #89110	1,107,058	0.24%	3.84%	0.01%	
3.237%-4.047% GLENSIDE TANK PENNVEST #35144	350,667	0.08%	3.84%	0.00%	
1.000% HAWLEY PENNVEST #25012	671,607	0.15%	1.00%	0.00%	
1.000% HAWLEY PENNVEST #80091	328,108	0.07%	1.00%	0.00%	
2.77%-3.47% INGRAMS MILL PENN VEST #88013	8,932,574	1.95%	3.30%	0.06%	
1.000% WESTERN PENNVEST #50039	475,604	0.10%	1.00%	0.00%	
(RC) 1.00%-1.35% FERNDAL PENN VEST #80098	423,013	0.09%	1.26%	0.00%	
(Susq) 2.407%-3.613% PENN VEST #35143	150,443	0.03%	3.33%	0.00%	
(Susq) 2.407%-3.613% VEDA PENN VEST #89078	373,930	0.08%	3.33%	0.00%	
(Shen) 1.000% PENNVEST #35035	558,658	0.12%	1.00%	0.00%	
2.501%-3.33% PSW WELL #20 PENNVEST #89115	690,303	0.15%	3.12%	0.00%	
1.000% SHICKSHINNY PENNVEST #30064	63,727	0.01%	1.00%	0.00%	
1.376%-2.726% NUI PENNVEST #89116	3,500,000	0.76%	2.39%	0.02%	
3.003%-3.79% TANK PAINTINGS PENNVEST #89109	1,713,046	0.37%	3.59%	0.01%	
2.702%-3.43% TINICUM BOOSTER PENNVEST #89114	1,064,294	0.23%	3.25%	0.01%	
1.000% WHITE HAVEN PENNVEST #20015	974,812	0.21%	1.00%	0.00%	
3.045%-3.81% NORTH WAYNE #1 PENNVEST #80106	1,020,633	0.22%	3.62%	0.01%	
3.237%-4.047% PICKERING DAM PENNVEST #25055	698,002	0.15%	3.84%	0.01%	
(RC) 1.00% RALPHO TANK PENN VEST #88017	516,172	0.11%	1.00%	0.00%	
1.387% WAYMART PENN VEST #89124	0	0.00%	1.39%	0.00%	
8.062% FAWN LAKE PENN VEST #97101	0	0.00%	8.06%	0.00%	
8.062% WAYMART PENN VEST #97106	0	0.00%	8.06%	0.00%	
(Shen) 1.551%-3.032% PENN VEST #80107	1,293,025	0.28%	2.66%	0.01%	
	<u>83,409,451</u>	<u>18.20%</u>		<u>0.81%</u>	
TOTAL DEBT	<u>458,335,171</u>	<u>100.00%</u>		<u>6.65%</u>	<u>30,457,970</u>
ANNUAL AMORT. OF CALL PREMIUM					<u>195,702</u>
CALL PREMIUM	<u>(1,783,911)</u>				<u>30,653,672</u>
TOTAL DEBT, NET OF CALL PREMIUM	<u>456,551,260</u>			<u>6.71%</u>	<u>30,653,672</u>



ORIGINAL

762 W. Lancaster Avenue
Bryn Mawr, PA 19010-3489
610.525.1400
Fax: 610.645.1061

RECEIVED

OCT 01 2003

PA PUBLIC UTILITY COMMISSION
SECRETARY'S BUREAU

October 1, 2003

VIA FEDERAL EXPRESS

James J. McNulty, Secretary
Pennsylvania Public Utility Commission
Two North Keystone
Commonwealth Keystone Building
400 North Street
Harrisburg, PA 17120

P-0096 1036

DOCUMENT

Re: Quarterly Distribution System Improvement Charge (DSIC)

Dear Secretary McNulty:

The Bureau of Audits found an error in the September 19, 2003 DSIC filing. I have corrected the error and am filing the corrected pages. The DSIC rate changes from 4.90% to 4.93% as a result of the correction of the error. Enclosed are eight copies of PSW's Supplement No. 27 to Water-PA PUC No. 1 and supporting documents. As noted in the PUC Order, these documents are also being served to the Office of Consumer Advocate, the Office of Trial Staff and the Office of Small Business Advocate. PSW is also serving these documents to the PUC Bureau of Audits.

If you have any questions regarding this filing, please contact me at (610) 645-1130.

Sincerely,

Robert M. Griffin
Manager of Regulatory Accounting

RMG/
Certificate of Service

RJP

92

PENNSYLVANIA SUBURBAN WATER COMPANY
CERTIFICATE OF SERVICE

BEFORE THE
PENNSYLVANIA PUBLIC UTILITY COMMISSION

PENNSYLVANIA SUBURBAN
WATER COMPANY

:
:
:
:
:

Distribution System
Improvement Charge (DSIC)
Filing

CERTIFICATE OF SERVICE

I hereby certify that I have this day filed Pennsylvania Suburban Water Company's corrected DSIC update and supporting workpapers with the PA Public Utility Commission and upon the person(s) and in the manner indicated below:

VIA FEDERAL EXPRESS


Irwin A. Popowsky, Esq.
Office of Consumer Advocate
555 Walnut Avenue, Fifth Floor
Forum Place
Harrisburg, PA 17101-1921

Charles Hoffman, Director
Office of Trial Staff
Two West Keystone
Commonwealth Keystone Building
400 North Street
Harrisburg, PA 17102

Carol Pennington, Esq.
Office of Small Business Advocate
Suite 1102, Commerce Bldg.
300 N. Second Street
Harrisburg, PA 17101-1921

Thomas Sheets
Bureau of Audits
Three East Keystone
Commonwealth Keystone Building
400 North Street
Harrisburg, PA 17102
(email to riwallace@state.pa.us)

Dated: October 1, 2003



Robert M. Griffin
Manager of Regulatory Accounting

ORIGINAL

Supplement No. 27
To
Water-PA.P.U.C. No. 1

PENNSYLVANIA SUBURBAN WATER COMPANY

d/b/a PHILADELPHIA SUBURBAN WATER COMPANY

d/b/a CONSUMERS PENNSYLVANIA WATER COMPANY-ROARING CREEK DIVISION

d/b/a CONSUMERS PENNSYLVANIA WATER COMPANY-SUSQUEHANNA DIVISION

d/b/a CONSUMERS PENNSYLVANIA WATER COMPANY-SHENANGO VALLEY DIVISION

RATES AND RULES
GOVERNING THE DISTRIBUTION

OF

WATER

IN PORTIONS OF

RECEIVED

OCT 01 2003

PA PUBLIC UTILITY COMMISSION
SECRETARY'S BUREAU

MONTGOMERY, CHESTER, BUCKS, BERKS, DELAWARE, MERCER, LAWRENCE, BRADFORD,
COLUMBIA, SCHUYLKILL, NORTHUMBERLAND, LUZERNE, PIKE, LACKAWANNA, MONROE,
NORTHHAMPTON, SUSQUEHANNA, SNYDER, WYOMING, AND CARBON COUNTIES

ISSUED: September 19, 2003
by
NICHOLAS DeBENEDICTIS, Chairman
762 Lancaster Avenue
Bryn Mawr, Pennsylvania 19010

Effective: October 1, 2003
Issued in accordance with Section
1307(g) of the PA Public Utility
Code and Docket No. P-00961036
entered August 26, 1996

NOTICE

**THIS TARIFF UPDATES THE DISTRIBUTION SYSTEM
IMPROVEMENT CHARGE FOR ALL METERED AND UNMETERED
CUSTOMERS WITH THE EXCEPTION OF PUBLIC FIRE HYDRANT
CUSTOMERS AND CUSTOMERS WITH SPECIAL CONTRACTS**

SEE PAGE 1A

DOCKETED

OCT 07 2003

DOCUMENT

Pennsylvania Suburban Water Company

Supplement No. 27
To
Water-PA.P.U.C. No. 1
Twenty Sixth Revised Page No. 1A
Canceling Twenty Fifth Revised Page No. 1A

LIST OF CHANGES MADE BY THIS TARIFF

Increase: This tariff increases the Distribution System Improvement Charge (DSIC) on page 20 (Sixth Revised) of the Company's tariff, effective October 1, 2003, as approved by the Pennsylvania Public Utility Commission at Docket No. P-000961036 on August 26, 1996.

Pennsylvania Suburban Water Company

INDEX

RATES AND RULES

LIST OF CHANGES MADE BY THIS TARIFF

INDEX

INDEX

DESCRIPTION OF TERRITORY SERVED

DESCRIPTION OF TERRITORY SERVED

DESCRIPTION OF TERRITORY SERVED

DESCRIPTION OF TERRITORY SERVED

Meter Service-PSW Main Division

Rates for Water Consumed-PSW Main Division

Rates for Water Consumed-PSW Main Division

Fire Service-PSW Main Division

Meter Service-Monroe Manor Division

Rates for Water Consumed-Monroe Manor Division

Meter Rates-Rolling Green Division

Rates for Water Consumed-Rolling Green Division

Meter Service-Bensalem Division

Rates for Water Consumed-Bensalem Division

Fire Service-Bensalem Division

Meter Service - Fulmor Heights Division

Rates for Water Consumed - Fulmor Heights Division

Rates for Water Consumed - Fulmor Heights Division

Fire Service - Fulmor Heights Division

Meter Service - Bristol Division

Rates for Water Consumed - Bristol Division

Rates for Water Consumed - Bristol Division

Fire Service - Bristol Division

Meter Service - West Chester Division

Rates for Water Consumed - West Chester Division

Rates for Water Consumed - West Chester Division

Fire Service - West Chester Division

Meter Service - Flying Hills Division

Rates for Water Consumed - Flying Hills Division

Rates for Water Consumed - Flying Hills Division

Fire Service - Flying Hills Division

Meter Service - Consumers Roaring Creek Division

Rates for Water Consumed - Consumers Roaring Creek Division

Rates for Water Consumed - Consumers Roaring Creek Division

Fire Service - Consumers Roaring Creek Division

Meter Service - Consumers Susquehanna Division

Rates for Water Consumed - Consumers Susquehanna Division

Rates for Water Consumed - Consumers Susquehanna Division

Fire Service - Consumers Susquehanna Division

Meter Service - Chalfont Division

Rates for Water Consumed - Chalfont Division

Rates for Water Consumed - Chalfont Division

Fire Service - Chalfont Division

Flat Rate Service - Paupack Division

Meter & Unmetered Service - Paupack Division

Rates for Water Consumed - Paupack Division

Meter Service - Wapwallopin Division

Rates for Water Consumed - Wapwallopin Division

Metered and Unmetered Service - White Haven Division

Unmetered Rates - Shickshinny

Metered and Unmetered Service - NUI Division I

Metered and Unmetered Service - NUI Division II

Metered and Unmetered Service - NUI Division III

Unmetered Service - Brooklyn Division of NUI

Meter Service - Ariana Division

Rates for Water Consumed - Ariana Division

Metered Service-White Rock Division

Rates for Water Consumed-White Rock Division

Metered Service - Jefferson Division

Rates for Water Consumed - Jefferson Division

Metered Service - Maple Crest Division

Rates for Water Consumed - Maple Crest Division

Industrial Standby Rate

Industrial Standby Rate

Page

1	Supplement No. 27
1A	Twenty Sixth Revised
2	Twenty Sixth Revised
2A	Twelfth Revised
3	Fourth Revised
3A	First Revised
3B	Eighth Revised
3C	Third Revised
4	First Revised
4	First Revised
4A	Second Revised
4B	First Revised
5	Second Revised
5	Second Revised
6	Second Revised
6	Second Revised
7C	First Revised
7C	First Revised
7D	First Revised
7E	First Revised
7E	First Revised
7F	First Revised
7G	First Revised
11	First Revised
11	First Revised
11A	First Revised
11B	First Revised
13	First Revised
13	First Revised
13A	First Revised
13B	First Revised
14	First Revised
14	First Revised
14A	First Revised
14B	First Revised
15	First Revised
15	First Revised
15A	First Revised
15B	First Revised
16	First Revised
16	First Revised
16A	First Revised
16B	First Revised
17C	First Revised
17C	First Revised
17D	First Revised
17E	First Revised
17F	First Revised
17G	Third Revised
17G	Third Revised
17H	Second Revised
17H	Second Revised
17I	First Revised
17J	First Revised
17K	First Revised
17L	First Revised
17M	First Revised
17N	First Revised
17O	First Revised
17O	First Revised
17P	Original
17P	Original
17Q	Original
17Q	Original
17R	Original
17R	Original
18	First Revised
18A	First Revised

Industrial Standby Rate	18B	First Revised
Resale and Electric Generation Standby Rate	18C	First Revised
Resale and Electric Generation Standby Rate	18D	First Revised
Resale and Electric Generation Standby Rate	18E	First Revised
Rider DIS - Demand Based Industrial Service	19	First Revised
Rider DRS - Demand Based Resale Service	19A	First Revised
Rider EGS - Electric Generation Service	19B	First Revised
Rider OPI - Off Peak/Interruptible Service	19C	First Revised
Rider OPI - Off Peak/Interruptible Service	19D	First Revised
State Tax Surcharge Applicable to All Rates	20	Sixth Revised
Distribution System Improvement Charge	20A	First Revised
Distribution System Improvement Charge	20B	First Revised
Distribution System Improvement Charge	20C	First Revised
Introduction	21	First Revised
Classes of General Metered Service & Definitions	22	First Revised
Application of Service	25	First Revised
Deposits & Bill Payments	26	First Revised
Service Connections	28	First Revised
Meters & Meter Locations	31	First Revised
Building Construction Service; Metered Fire Service	34	First Revised
Unmetered Fire Service	35	First Revised
Responsibility for Service; System Inspection and Integrity	37	First Revised
Cross-Connection Control	38	First Revised
Termination of Service	39	First Revised
Water Conservation and Drought Emergency	40	First Revised
Main Extensions	41	First Revised
Main Extensions For Bona Fide Applicants	42	First Revised
Main Extensions and Services by Builder	46	First Revised

R I D E R

STATE TAX SURCHARGE APPLICABLE TO ALL RATES

In addition to the net charges provided for in this Tariff, a surcharge of 0.08% will apply to all bills issued on and after April 1, 2003.

The above surcharge will be recomputed, using the same elements prescribed by the Commission:

- (a) Whenever any of the tax rates used in the calculation of the surcharge are changed;
- (b) Whenever the utility makes effective increased or decreased rates; and
- (c) On March 31, 1971, and each year thereafter.

The above recalculation will be submitted to the Commission within 10 days after the occurrence of the event or date which occasioned such recomputation; and if the recomputed surcharge is less than the one in effect, the utility will, and if the recomputed surcharge is more than the one in effect, the utility may, submit with such recomputation a tariff or supplement to reflect such recomputed surcharge, the effective date of which shall be 10 days after filing.

DISTRIBUTION SYSTEM IMPROVEMENT CHARGE (DSIC)

(c)

In addition to the net charges provided for in this Tariff, a surcharge of 4.93% will apply to all bills issued, excluding public fire hydrants, on or after October 1, 2003.

I. General Description

Purpose: To recover the fixed costs (depreciation and pre-tax return) of certain non-revenue producing, non-expense reducing distribution system improvement projects completed and placed in service and to be recorded in the individual accounts; as noted below, between base rate cases and to provide the Company with the resources to accelerate the replacement of its aging water distribution infrastructure, to comply with evolving regulatory requirements imposed by the Safe Drinking Water Act and to develop and implement solutions to regional water supply problems. Company projects receiving PENNVEST funding are not DSIC - eligible property.

Eligible Property: The DSIC-eligible property will consist of the following:

services (account 323), meters (account 324) and hydrants (account 325) installed as in-kind replacements for customers;

mains and valves (account 322) installed as replacements for existing facilities that have worn out, are in deteriorated condition, or upgraded to meet Chapter 65 regulations of Title 52;

main extensions (account 322) installed to eliminate dead ends and to implement solutions to regional water supply problems that have been documented as presenting a significant health and safety concern for customers currently receiving service from the Company or the acquired Company;

(c) Indicates Change

PHILADELPHIA SUBURBAN WATER COMPANY

DISTRIBUTION SYSTEM IMPROVEMENT CHARGE ("DSIC") CALCULATION

Acct	Description	July-Aug 2002 Actual	Sept-Nov 2002 Actual	Dec '02-May '03 Actual	June-03 Actual	July-03 Actual	August-03 Actual	Three Months To Date	Total To Date
322000	Main Cleaning & Relining	3,211,123	3,844,830	2,929,196	8,995	280,400	1,426,376	1,715,771	11,700,920
322000	Major Main Replacements	5,170,787	7,693,773	10,347,033	497,356	1,027,843	5,625,545	7,150,744	30,362,337
322000	Minor Changes in Mains	0	0	0	0	0	0	0	0
322000	Minor Main Replacements	284,371	334,814	1,746,508	194,475	245,928	231,685	672,088	3,037,781
322000	Tie in Dead End Mains	430,028	567,670	1,707,244	134,372	212,255	901,020	1,247,647	3,952,589
322000	Unreimbursed Imprvmts due to highway relocations	104,107	2,765,201	131,870	5,831	11,670	17,310	34,811	3,035,989
322000	Valve Replacement Program	77,642	201,189	282,495	20,608	26,597	78,826	126,031	687,357
323000	Repl Services	276,972	375,733	727,299	70,785	155,304	144,981	371,070	1,751,074
323000	Repl Services due to Main Rehabilitation	317,640	648,122	1,438,634	432,174	477,724	656,013	1,565,911	3,970,300
324000	Replacement Meters	1,106,598	1,923,322	6,152,719	590,289	2,177,415	2,617,257	5,384,961	14,567,600
325000	Replacement Fire Hydrants	172,182	252,456	521,054	91,521	86,077	109,383	286,981	1,232,673
TOTAL ADDITIONS		11,151,450	18,607,110	25,984,052	2,046,406	4,701,213	11,808,396	18,556,015	74,298,627

PHILADELPHIA SUBURBAN WATER COMPANY

DISTRIBUTION SYSTEM IMPROVEMENT CHARGE ("DSIC") CALCULATION

Acct	Description	Accumulated Depreciation Bal. 5/31/03	Quarterly Depr. On Prior Assets (1)	Quarterly Depr. on 6/03 - 8/03 Assets (2)	Accumulated Depreciation Bal. 8/31/03	Depr Rate	Quarterly Depreciation
322000	Main Cleaning & Relining	121,555	53,421	4,590	179,566	2.14%	62,600
322000	Major Main Replacements	136,945	68,474	10,547	215,966	1.18%	89,569
322000	Minor Changes in Mains	0	0	0	0	1.18%	0
322000	Minor Main Replacements	11,295	6,979	991	19,265	1.18%	8,961
322000	Tie in Dead End Mains	12,870	7,980	1,840	22,690	1.18%	11,660
322000	Unreimbursed Imprvmts due to highway relocations	21,963	8,853	51	30,867	1.18%	8,956
322000	Valve Replacement Program	5,547	2,891	325	8,763	2.06%	3,540
323000	Repl Services	12,390	6,486	872	19,748	1.88%	8,230
323000	Repl Services due to Main Rehabilitation	18,661	11,301	3,680	33,642	1.88%	18,660
324000	Replacement Meters	169,457	115,472	33,858	318,787	5.03%	183,188
325000	Replacement Fire Hydrants	7,929	4,327	656	12,912	1.83%	5,639
TOTAL		518,612	286,184	57,410	862,206		401,003

(1) One Full Quarter's Depreciation.

(2) One Half Quarter Depreciation.

PHILADELPHIA SUBURBAN WATER COMPANY

DISTRIBUTION SYSTEM IMPROVEMENT CHARGE ("DSIC") CALCULATION

	DSIC EFFECTIVE	
	10/1/2003	
	Annual	Monthly
Applicable Additions		
Less Accumulated Depreciation @ Aug. 31, 2003		
Net Rate Base Includable in DSIC Calculation	74,298,627	
	(862,206)	
	<u>73,436,421</u>	
Annual Revenue Requirement Rate	12.46%	
Quarterly Revenue Requirement Rate		3.12%
Quarterly Capital Cost Recovery	2,287,545	762,515
Quarterly Depreciation Expense	401,003	133,668
Total Quarterly DSIC Revenue Requirement	<u>2,688,548</u>	<u>896,183</u>
Current Cost Recovery Rate		4.82%
2003 DSIC True-up [\$260,918 Under-collection + \$0 Interest = / 4 qtrs = Apr '03 thru Mar '04	65,230	21,743
Prior Period 'E' Factor Residual		
	<u>65,230</u>	<u>21,743</u>
E Factor Rate		0.12%
Applicable Base Rate Revenue	55,801,568	18,600,523
DSIC RATE		4.93%

WEIGHTED COST OF CAPITAL AT 8/31/03:

	Proforma Per Books	Capital Structure	Cost Rate	Weighted Avg. Cost Rate	Tax Multiplier	Rev Req
Debt	456,551,260	50.28%	6.71%	3.37%		3.37%
Preferred	0	0.00%	4.78%	0.00%	1.709211797	0.00%
Equity	451,422,434	49.72%	10.70%	5.32%	1.709211797	9.09%
	<u>907,973,694</u>	<u>100.0%</u>		<u>8.69%</u>		<u>12.46%</u>

Note: The cost rate of debt and preferred stock are the Company's actual cost rates. The equity cost rate is the equity return rate calculated by the Commission staff and presented in the latest Quarterly Report on the Earnings of Jurisdictional Utilities. The tax multiplier is calculated as follows: $1/[(1 - \text{Pa. Tax Rate}) \times (1 - \text{Fed. Tax Rate})]$ where the Pa. tax rate is 9.99% and Fed. tax rate is 35%.

Pennsylvania Suburban Water Company
 DSIC Eligible Projects Closed To Utility Plant By Month

Category	Project Name	Auth	Acct	June '03	July '03	Aug. '03
Main Replacements	MR, 2210'-8" North Ave., Upper Darby	A1007908	3310 0000	266	2,491	89,213
Main Replacements	MR, 1508'-8" Main St., Darby	A1007913	3310 0000	20,403	60,863	45,307
Main Replacements	MR, 3520'-8" Park Ave., Swarthmore	A1007925	3310 0000	15,606	248	-
Main Replacements	MR, 2200'-8" Orchard Rd., Springfield	A1007927	3310 0000	5,411	80,960	-
Main Replacements	MR, 1150'-8" Haverford Road, Ridley	A1007929	3310 0000	-	104,041	59,285
Main Replacements	MR, 900'-8" Johnson Ave., Ridley Park	A1007931	3310 0000	1,740	5,225	35,543
Main Replacements	MR, Lancaster Avenue, Lower Merion	B1006793	3310 0000	22,369	27,678	488,931
Main Replacements	MR, 1,240'-24" County Line Rd., Upper Merion	B1006939	3310 0000	-	-	236,378
Main Replacements	MR, 1771'-8" Concord Circle, Upper Merion	B1006990	3310 0000	1,397	1,052	94,377
Main Replacements	MR, 2125'-8" Springmill Rd., Lower Merion	B1006991	3310 0000	25,126	75,419	50
Main Replacements	MR, 640'-8" Haverford Road, Narberth	B1006992	3310 0000	-	67,349	26,279
Main Replacements	MR, 1013'-8" Old Lancaster Rd., Lower Merion	B1006994	3310 0000	14,826	346	30,257
Main Replacements	MR, 3790'-8" King Road, Willistown Twp	B1006996	3310 0000	61,710	9,214	271,530
Main Replacements	MR, 1,013'-8" Old Lancaster Rd., Lower Merion	B1006997	3310 0000	-	-	112,207
Main Replacements	MR, 400'-12" City Line Ave., Lower Merion	B1006998	3310 0000	45,101	(2,945)	-
Main Replacements	MR, 1130'-8" Anderson Rd., Schuylkill Twp	B1006999	3310 0000	(2,107)	2,947	60,218
Main Replacements	MR, 690'-8" Plaza at K of P Mall, Upper Merion	B1007014	3310 0000	-	-	172,425
Main Replacements	MR, 1,800'-8" Pennswood Rd., Lower Merion	B1007019	3310 0000	-	-	153,573
Main Replacements	MR, Huntington Pike, Abington	C1005934	3310 0000	68,925	32,218	237,961
Main Replacements	MR, 4,000'-12" Old York Rd., Cheltenham	C1006102	3310 0000	-	-	401,451
Main Replacements	MR, 3,865'-8" Jenkintown Rd., Abington	C1006126	3310 0000	57,172	19,045	144,681
Main Replacements	MR, 10,100'-8" Old Orchard Lane, Bristol	C1006139	3310 0000	62,024	280,562	296,243
Main Replacements	MR, 7,000'-8" Schumacher Rd., Bristol	C1006142	3310 0000	61,714	17,469	1,838
Main Replacements	MR, 6,770'-8" Ashbourne Rd., Cheltenham	C1006146	3310 0000	-	-	254,458
Main Replacements	MR, 2,550'-8" Rowland Ave., Cheltenham	C1006147	3310 0000	-	-	287,806
Main Replacements	MR, Forrest Avenue, Abington	C1006149	3310 0000	7,292	13,149	118,077
Main Replacements	MR, 1,790'-12" Washington Ave., Abington	C1006162	3310 0000	-	155,568	96,178
Main Replacements	MR, 8" Heacock La., Cheltenham	C1006186	3310 0000	-	-	456,001
Main Replacements	MR, 1,600'-8" Monacy Dr., W Brandywine	D1002238	3310 0000	-	-	261,703
Main Replacements	MR, North Veronica, W. Goshen	D1002257	3310 0000	9,951	-	27,881
Main Replacements	MR, 350'-6" Wedge Lane, Flying Hills	D1002261	3310 0000	2,041	2,089	12,543
Main Replacements	MR, Exton Mall, W Whiteland	D1002276	3310 0000	-	-	45,783
Main Replacements	MR, 2,335'-8" S Wayne Rd., West Chester	D1002281	3310 0000	-	-	127,417
Main Replacements	MR, 4,000'-Various Transite Pipe-R Creek	E1000221	3310 0000	-	-	252,930
Main Replacements	MR, 10" Water St., Roaring Creek	E1000237	3310 0000	-	-	65,818
Main Replacements	MR, 12" Elmira Street, Susquehanna	G1007183	3310 0000	16,019	754	45,629
Main Replacements	MR, Madison Ave., Susquehanna	G1009690	3310 0000	-	-	177,787
Main Replacements	MR, Hall Avenue, Shenango	G1002867	3310 0000	260	871	10,064
Main Replacements	MR, Broadway, Shenango	G1005178	3310 0000	110	32,570	-
Main Replacements	MR, Ormand Avenue, Shenango	G1006457	3310 0000	-	36,778	8,713
Main Replacements	MR, 2,000'-8" North St., Shenango	G1006469	3310 0000	-	-	20,707
Main Replacements	MR, 1,400'-12" Greenville, Shenango	G1006471	3310 0000	-	-	2,705
Main Replacements	Mr, 2,800'-8" Otter, Shenango	G1006474	3310 0000	-	-	176,833
Main Replacements	MR, 1,900'-8" Honesdale Rd., Waymart	H1005260	3310 0000	-	-	149,817
Main Replacements	MR, Replace Tafton Pike Main	H1000002	3310 0000	-	-	(119,822)
Main Replacements	MR, 4" James Place, White Haven	I10000004	3310 0000	-	1,882	72,063
Main Replacements	MR, 2,000'-3" Wapwallopin	W1000001	3310 0000	-	-	116,707
				497,356	1,027,843	5,625,545
Tie-Ins	TM, Pennell Rd., Middletown	A1167906	3310 0000	-	-	420,013
Tie-Ins	TM, Boot Road, West Whiteland	D1162234	3310 0000	338	17,383	128,690
Tie-Ins	TM, 2,250'-12" Rt. 352, E Goshen	D1162251	3310 0000	-	-	241,831
Tie-Ins	TM, Highland Road, Shenango	G1166455	3310 0000	-	33,358	4,596
Tie-Ins	TM, 12" Denmar Gardens, Roaring Creek	G1167236	3310 0000	8,785	62,931	8,355
Tie-Ins	TM, 8" Lori Road, Roaring Creek	G1169534	3310 0000	44,040	2,133	2,298
Tie-Ins	TM, 8" Shady Acres, Mount Carmel	N1160002	3310 0000	7,281	6,557	(1,148)
				60,444	122,362	804,635
Main Cleaning & Lining MC, 6" Glen Rd., Glenolden	A1200688	3310 0000	-	-	464,726	
Main Cleaning & Lining MC, 6" Dodds La., Lower Merion	B1200135	3310 0000	-	-	724,167	
Main Cleaning & Lining MC, 6" Kirks Lane, Drexel Hill	B1201187	3310 0000	-	272,800	7,806	
Main Cleaning & Lining MC, 6" Mill Road, Abington	C1200118	3310 0000	-	-	68,033	
Main Cleaning & Lining MC, 6" Church St., Springfield Twp	C1200986	3310 0000	8,995	-	-	
Main Cleaning & Lining MC, 6" Clement Rd., Springfield Twp	C1201272	3310 0000	-	7,600	-	
Main Cleaning & Lining MC, Woodside Rd., Bristol	D1205454	3310 0000	-	-	161,644	
				8,995	280,400	1,426,376
Minor Main Replacements		3310 0000		194,475	245,928	231,685
				194,475	245,928	231,685
Main Replacement (Hig HR, 8" Yerkes Road, Upper Merion	B1327018	3310 0000	-	6,665	16,328	
Main Replacement (Hig HR, 16" Church & Waverly Rd., Cheltenham	C1326094	3310 0000	3,317	4,973	(1,159)	



762 W. Lancaster Avenue
Bryn Mawr, PA 19010-3489
610.525.1400
Fax: 610.645.1061

RECEIVED

DEC 19 2003

PA PUBLIC UTILITY COMMISSION
SECRETARY'S BUREAU

ORIGINAL

December 19, 2003

VIA FEDERAL EXPRESS

James J. McNulty, Secretary
Pennsylvania Public Utility Commission
Two North Keystone
Commonwealth Keystone Building
400 North Street
Harrisburg, PA 17120

DOCUMENT

Re: Quarterly Distribution System Improvement Charge (DSIC)

Dear Secretary McNulty:

P-00961036

Enclosed are eight copies of PSW's Supplement No. 31 to Water-PA PUC No. 1 and supporting documents. As noted in the PUC Order, these documents are also being served to the Office of Consumer Advocate, the Office of Trial Staff and the Office of Small Business Advocate. PSW is also serving these documents to the PUC Bureau of Audits.

If you have any questions regarding this filing, please contact me at (610) 645-1130.

Sincerely,

Robert M. Griffin
Manager of Regulatory Accounting

RMG/
Certificate of Service

RJP

RECEIVED

101

PENNSYLVANIA SUBURBAN WATER COMPANY
CERTIFICATE OF SERVICE

BEFORE THE
PENNSYLVANIA PUBLIC UTILITY COMMISSION

PENNSYLVANIA SUBURBAN
WATER COMPANY

:
:
:
:
:

Distribution System
Improvement Charge (DSIC)
Filing

CERTIFICATE OF SERVICE

I hereby certify that I have this day filed Pennsylvania Suburban Water Company's DSIC update and supporting workpapers with the PA Public Utility Commission and upon the person(s) and in the manner indicated below:

VIA FEDERAL EXPRESS


Irwin A. Popowsky, Esq.
Office of Consumer Advocate
555 Walnut Avenue, Fifth Floor
Forum Place
Harrisburg, PA 17101-1921

Charles Hoffman, Director
Office of Trial Staff
Two West Keystone
Commonwealth Keystone Building
400 North Street
Harrisburg, PA 17102

Carol Pennington, Esq.
Office of Small Business Advocate
Suite 1102, Commerce Bldg.
300 N. Second Street
Harrisburg, PA 17101-1921

Thomas Sheets
Bureau of Audits
Three East Keystone
Commonwealth Keystone Building
400 North Street
Harrisburg, PA 17102
(email to riwallace@state.pa.us)

Dated: December 19, 2003



Robert M. Griffin
Manager of Regulatory Accounting

ORIGINAL

PENNSYLVANIA SUBURBAN WATER COMPANY

d/b/a PHILADELPHIA SUBURBAN WATER COMPANY

d/b/a CONSUMERS PENNSYLVANIA WATER COMPANY-ROARING CREEK DIVISION

d/b/a CONSUMERS PENNSYLVANIA WATER COMPANY-SUSQUEHANNA DIVISION

d/b/a CONSUMERS PENNSYLVANIA WATER COMPANY-SHENANGO VALLEY DIVISION

RATES AND RULES

GOVERNING THE DISTRIBUTION

OF

WATER

IN PORTIONS OF

**MONTGOMERY, CHESTER, BUCKS, BERKS, DELAWARE, MERCER, LAWRENCE, BRADFORD,
COLUMBIA, CUMBERLAND, SCHUYLKILL, NORTHUMBERLAND, LUZERNE, PIKE, WAYNE,
LACKAWANNA, MONROE, NORTHHAMPTON, SUSQUEHANNA, SNYDER, WYOMING, AND
CARBON COUNTIES**

RECEIVED

DEC 19 2003

**PA PUBLIC UTILITY COMMISSION
SECRETARY'S BUREAU**

DOCKETED
FEB 20 2004

ISSUED: December 19, 2003
by
NICHOLAS DeBENEDICTIS, Chairman
762 Lancaster Avenue
Bryn Mawr, Pennsylvania 19010

Effective: January 1, 2004
Issued in accordance with Section
1307(g) of the PA Public Utility
Code and Docket No. P-00961036
entered August 26, 1996

NOTICE

DOCUMENT

**THIS TARIFF UPDATES THE DISTRIBUTION SYSTEM
IMPROVEMENT CHARGE FOR ALL METERED AND UNMETERED
CUSTOMERS WITH THE EXCEPTION OF PUBLIC FIRE HYDRANT
CUSTOMERS AND CUSTOMERS WITH SPECIAL CONTRACTS**

SEE PAGE 1A

Pennsylvania Suburban Water Company

Supplement No. 31
To
Water-PA.P.U.C. No. 1
Thirtieth Revised Page No. 1A
Canceling Twenty Ninth Revised Page No. 1A

LIST OF CHANGES MADE BY THIS TARIFF

Increase: This tariff increases the Distribution System Improvement Charge (DSIC) on page 20 (Eighth Revised) of the Company's tariff, effective January 1, 2004, as approved by the Pennsylvania Public Utility Commission at Docket No. P-000961036 on August 26, 1996.

Pennsylvania Suburban Water Company

INDEX

RATES AND RULES

LIST OF CHANGES MADE BY THIS TARIFF

INDEX

INDEX

DESCRIPTION OF TERRITORY SERVED

DESCRIPTION OF TERRITORY SERVED

DESCRIPTION OF TERRITORY SERVED

DESCRIPTION OF TERRITORY SERVED

Meter Service-PSW Main Division

Rates for Water Consumed-PSW Main Division

Rates for Water Consumed-PSW Main Division

Fire Service-PSW Main Division

Meter Service-Monroe Manor Division

Rates for Water Consumed-Monroe Manor Division

Meter Rates-Rolling Green Division

Rates for Water Consumed-Rolling Green Division

Meter Service-Bensalem Division

Rates for Water Consumed-Bensalem Division

Fire Service-Bensalem Division

Meter Service - Fulmor Heights Division

Rates for Water Consumed - Fulmor Heights Division

Rates for Water Consumed - Fulmor Heights Division

Fire Service - Fulmor Heights Division

Meter Service - Bristol Division

Rates for Water Consumed - Bristol Division

Rates for Water Consumed - Bristol Division

Fire Service - Bristol Division

Meter Service - West Chester Division

Rates for Water Consumed - West Chester Division

Rates for Water Consumed - West Chester Division

Fire Service - West Chester Division

Meter Service - Flying Hills Division

Rates for Water Consumed - Flying Hills Division

Rates for Water Consumed - Flying Hills Division

Fire Service - Flying Hills Division

Meter Service - Consumers Roaring Creek Division

Rates for Water Consumed - Consumers Roaring Creek Division

Rates for Water Consumed - Consumers Roaring Creek Division

Fire Service - Consumers Roaring Creek Division

Meter Service - Consumers Susquehanna Division

Rates for Water Consumed - Consumers Susquehanna Division

Rates for Water Consumed - Consumers Susquehanna Division

Fire Service - Consumers Susquehanna Division

Meter Service - Chalfont Division

Rates for Water Consumed - Chalfont Division

Rates for Water Consumed - Chalfont Division

Fire Service - Chalfont Division

Flat Rate Service - Paupack Division

Meter & Unmetered Service - Paupack Division

Rates for Water Consumed - Paupack Division

Meter Service - Wapwallopin Division

Rates for Water Consumed - Wapwallopin Division

Metered and Unmetered Service - White Haven Division

Unmetered Rates - Shickshinny

Metered and Unmetered Service - NUI Division I

Metered and Unmetered Service - NUI Division II

Metered and Unmetered Service - NUI Division III

Unmetered Service - Brooklyn Division of NUI

Meter Service - Ariana Division

Rates for Water Consumed - Ariana Division

Metered Service-White Rock Division

Rates for Water Consumed-White Rock Division

Metered Service - Jefferson Division

Rates for Water Consumed - Jefferson Division

Metered Service - Maple Crest Division

Rates for Water Consumed - Maple Crest Division

Metered Service - Sunrise Estates Division

Rates for Water Consumed - Sunrise Estates Division

Industrial Standby Rate

Page

1	Supplement No. 31
1A	Thirtieth Revised
2	Thirtieth Revised
2A	Fourteenth Revised
3	Fourth Revised
3A	First Revised
3B	Eighth Revised
3C	Fifth Revised
4	First Revised
4	First Revised
4A	Second Revised
4B	First Revised
5	Second Revised
5	Second Revised
6	Second Revised
6	Second Revised
7C	First Revised
7C	First Revised
7D	First Revised
7E	First Revised
7E	First Revised
7F	First Revised
7G	First Revised
11	First Revised
11	First Revised
11A	First Revised
11B	First Revised
13	First Revised
13	First Revised
13A	First Revised
13B	First Revised
14	First Revised
14	First Revised
14A	First Revised
14B	First Revised
15	First Revised
15	First Revised
15A	First Revised
15B	First Revised
16	First Revised
16	First Revised
16A	First Revised
16B	First Revised
17C	Second Revised
17C	Second Revised
17D	Second Revised
17E	First Revised
17F	First Revised
17G	Third Revised
17G	Third Revised
17H	Second Revised
17H	Second Revised
17I	First Revised
17J	First Revised
17K	First Revised
17L	First Revised
17M	First Revised
17N	First Revised
17O	First Revised
17O	First Revised
17P	Original
17P	Original
17Q	Original
17Q	Original
17R	Original
17R	Original
17S	Original
17S	Original
18	First Revised

Pennsylvania Suburban Water Company

Industrial Standby Rate	18B	First Revised
Resale and Electric Generation Standby Rate	18C	First Revised
Resale and Electric Generation Standby Rate	18D	First Revised
Resale and Electric Generation Standby Rate	18E	First Revised
Rider DIS - Demand Based Industrial Service	19	First Revised
Rider DRS - Demand Based Resale Service	19A	First Revised
Rider EGS - Electric Generation Service	19B	First Revised
Rider OPI -- Off Peak/Interruptible Service	19C	First Revised
Rider OPI - Off Peak/Interruptible Service	19D	First Revised
State Tax Surcharge Applicable to All Rates	20	Eighth Revised
Distribution System Improvement Charge	20A	First Revised
Distribution System Improvement Charge	20B	First Revised
Distribution System Improvement Charge	20C	First Revised
Introduction	21	First Revised
Classes of General Metered Service & Definitions	22	First Revised
Application of Service	25	First Revised
Deposits & Bill Payments	26	First Revised
Service Connections	28	First Revised
Meters & Meter Locations	31	First Revised
Building Construction Service; Metered Fire Service	34	First Revised
Unmetered Fire Service	35	First Revised
Responsibility for Service; System Inspection and Integrity	37	First Revised
Cross-Connection Control	38	First Revised
Termination of Service	39	First Revised
Water Conservation and Drought Emergency	40	First Revised
Main Extensions	41	First Revised
Main Extensions For Bona Fide Applicants	42	First Revised
Main Extensions and Services by Builder	46	First Revised

R I D E R

STATE TAX SURCHARGE APPLICABLE TO ALL RATES

In addition to the net charges provided for in this Tariff, a surcharge of 0.08% will apply to all bills issued on and after April 1, 2003.

The above surcharge will be recomputed, using the same elements prescribed by the Commission:

- (a) Whenever any of the tax rates used in the calculation of the surcharge are changed;
- (b) Whenever the utility makes effective increased or decreased rates; and
- (c) On March 31, 1971, and each year thereafter.

The above recalculation will be submitted to the Commission within 10 days after the occurrence of the event or date which occasioned such recomputation; and if the recomputed surcharge is less than the one in effect, the utility will, and if the recomputed surcharge is more than the one in effect, the utility may, submit with such recomputation a tariff or supplement to reflect such recomputed surcharge, the effective date of which shall be 10 days after filing.

DISTRIBUTION SYSTEM IMPROVEMENT CHARGE (DSIC)

In addition to the net charges provided for in this Tariff, a surcharge of 5.00% will apply to all bills issued, excluding public fire hydrants, on or after January 1, 2004.

I. General Description

Purpose: To recover the fixed costs (depreciation and pre-tax return) of certain non-revenue producing, non-expense reducing distribution system improvement projects completed and placed in service and to be recorded in the individual accounts, as noted below, between base rate cases and to provide the Company with the resources to accelerate the replacement of its aging water distribution infrastructure, to comply with evolving regulatory requirements imposed by the Safe Drinking Water Act and to develop and implement solutions to regional water supply problems. Company projects receiving PENNVEST funding are not DSIC - eligible property.

Eligible Property: The DSIC-eligible property will consist of the following:

services (account 323), meters (account 324) and hydrants (account 325) installed as in-kind replacements for customers;

mains and valves (account 322) installed as replacements for existing facilities that have worn out, are in deteriorated condition, or upgraded to meet Chapter 65 regulations of Title 52;

main extensions (account 322) installed to eliminate dead ends and to implement solutions to regional water supply problems that have been documented as presenting a significant health and safety concern for customers currently receiving service from the Company or the acquired Company;

PHILADELPHIA SUBURBAN WATER COMPANY

DISTRIBUTION SYSTEM IMPROVEMENT CHARGE ("DSIC") CALCULATION

Acct	Description	July-Aug 2002 Actual	Sept-Nov 2002 Actual	Dec '02-Aug '03 Actual	September-03 Actual	October-03 Actual	November-03 Actual	Three Months To Date	Total To Date
322000	Main Cleaning & Relining	3,211,123	3,844,830	4,644,967	133,727	265,535	2,333,540	2,732,802	14,433,722
322000	Major Main Replacements	5,170,787	7,693,773	17,497,777	416,933	917,793	3,938,554	5,273,280	35,635,617
322000	Minor Changes in Mains	0	0	0	0	0	0	0	0
322000	Minor Main Replacements	284,371	334,814	2,418,596	203,902	294,182	168,628	666,712	3,704,493
322000	Tie in Dead End Mains	430,028	567,670	2,954,891	3,498	21,849	517,558	542,905	4,495,494
322000	Unreimbursed Imprvmts due to highway relocations	104,107	2,765,201	166,681	0	60,848	118,098	178,946	3,214,935
322000	Valve Replacement Program	77,642	201,189	408,526	18,480	30,864	18,830	68,174	755,531
323000	Repl Services	276,972	375,733	1,098,369	73,199	124,164	132,088	329,451	2,080,575
323000	Repl Services due to Main Rehabilitation	317,640	648,122	3,004,545	220,344	565,249	343,337	1,128,930	5,099,237
324000	Replacement Meters	1,106,598	1,923,322	11,537,680	524,581	994,138	516,516	2,035,235	16,602,835
325000	Replacement Fire Hydrants	172,182	252,456	808,035	99,995	126,184	115,741	341,920	1,574,593
TOTAL ADDITIONS		11,151,450	18,607,110	44,540,067	1,694,659	3,400,806	8,202,890	13,298,355	87,596,982

PHILADELPHIA SUBURBAN WATER COMPANY

DISTRIBUTION SYSTEM IMPROVEMENT CHARGE ("DSIC") CALCULATION

Acct	Description	Accumulated Depreciation Bal. 8/31/03	Quarterly Depr. On Prior Assets (1)	Quarterly Depr. on 9/03 - 11/03 Assets (2)	Accumulated Depreciation Bal. 11/30/03	Depr Rate	Quarterly Depreciation
322000	Main Cleaning & Relining	179,566	62,600	7,310	249,476	2.14%	77,220
322000	Major Main Replacements	215,966	89,569	7,778	313,313	1.18%	105,125
322000	Minor Changes in Mains	0	0	0	0	1.18%	0
322000	Minor Main Replacements	19,265	8,961	983	29,209	1.18%	10,928
322000	Tie in Dead End Mains	22,690	11,660	801	35,151	1.18%	13,000
322000	Unreimbursed Imprvmts due to highway relocations	30,867	8,956	264	40,087	1.18%	9,484
322000	Valve Replacement Program	8,763	3,540	176	12,479	2.06%	3,891
323000	Repl Services	19,748	8,230	774	28,752	1.88%	9,778
323000	Repl Services due to Main Rehabilitation	33,642	18,660	2,653	54,955	1.88%	23,966
324000	Replacement Meters	318,787	183,188	12,797	514,772	5.03%	208,781
325000	Replacement Fire Hydrants	12,912	5,639	782	19,333	1.83%	7,204
TOTAL		862,206	401,003	34,318	1,297,527		469,639

(1) One Full Quarter's Depreciation.

(2) One Half Quarter Depreciation.

PHILADELPHIA SUBURBAN WATER COMPANY

DISTRIBUTION SYSTEM IMPROVEMENT CHARGE ("DSIC") CALCULATION

	DSIC EFFECTIVE		
	Annual	1/1/2004 Quarterly	Monthly
Applicable Additions		87,596,982	
Less Accumulated Depreciation @ Nov. 30, 2003		(1,297,527)	
Net Rate Base Includable in DSIC Calculation		<u>86,299,455</u>	
Annual Revenue Requirement Rate	12.42%		
Quarterly Revenue Requirement Rate		3.11%	
Quarterly Capital Cost Recovery		<u>2,679,598</u>	893,199
Quarterly Depreciation Expense		<u>469,639</u>	156,546
Total Quarterly DSIC Revenue Requirement		3,149,237	1,049,746
Current Cost Recovery Rate			5.95%
2003 DSIC True-up [\$260,918 Under-collection + \$0 Interest = / 4 qtrs = Apr '03 thru Mar '04]		65,230	21,743
2001 DSIC 'E' Factor from DSIC Audit [(\$49,312) Over-collection + (\$2,840) Interest = / 4 qtrs = Jan '04 thru Dec '04]		(13,038)	(4,346)
Per DSIC Audit Over-collection on PennDot project [(\$12,665) Over-collection + (\$1,460) Interest = / 4 qtrs = Jan '04 thru Dec '04]		<u>(3,531)</u>	<u>(1,177)</u>
		48,660	16,220
E Factor Rate			0.09%
Applicable Base Rate Revenue		52,927,483	17,642,494
DSIC RATE			5.00%

WEIGHTED COST OF CAPITAL AT 11/30/03:

	Proforma Per Books	Capital Structure	Cost Rate	Weighted Avg. Cost Rate	Tax Multiplier	Rev Req
Debt	492,630,769	50.61%	6.71%	3.40%		3.40%
Preferred	0	0.00%	4.78%	0.00%	1.709211797	0.00%
Equity	480,730,877	49.39%	10.70%	5.28%	1.709211797	9.02%
	<u>973,361,646</u>	<u>100.0%</u>		<u>8.68%</u>		<u>12.42%</u>

Note: The cost rate of debt and preferred stock are the Company's actual cost rates. The equity cost rate is the equity return rate calculated by the Commission staff and presented in the latest Quarterly Report on the Earnings of Jurisdictional Utilities. The tax multiplier is calculated as follows: 1/[(1 - Pa. Tax Rate) x (1 - Fed. Tax Rate)] where the Pa. tax rate is 9.99% and Fed. tax rate is 35%.

Pennsylvania Suburban Water Company
 DSIC Eligible Projects Closed To Utility Plant By Month

Category	Project Name	Auth	Acct	Sept. '03	Oct. '03	Nov. '03
Main Replacements	MR, Chester Pike, Collingdale	A1007870	3310 0000	47,735	104,408	(4,129)
Main Replacements	MR, Morton & Kedron St., Ridley Park	A1007871	3310 0000	-	-	2,010,733
Main Replacements	MR, 1150'-8" Haverford Road, Ridley	A1007929	3310 0000	1,697	3,247	(4,130)
Main Replacements	MR, 1875'-8" Baily Road, Yeadon	A1007944	3310 0000	-	-	240,489
Main Replacements	MR, 500'-8" School Lane, Upper Darby	A1007948	3310 0000	-	-	76,586
Main Replacements	MR, 4290'-8" Beverly Blvd., Upper Darby	A1007976	3310 0000	-	-	218,201
Main Replacements	MR, 650'-8" Clifton Avenue, Darby	A1007977	3310 0000	-	-	97,150
Main Replacements	MR, 1,240'-24" County Line Rd., Upper Merion	B1006939	3310 0000	250	30,008	6,480
Main Replacements	MR, 640'-8" Haverford Road, Narberth	B1006992	3310 0000	72	40,269	303
Main Replacements	MR, 5822'-8" Church Road, Radnor	B1006995	3310 0000	-	-	34,252
Main Replacements	MR, 3790'-8" King Road, Willistown Twp	B1006996	3310 0000	509	117,280	25,211
Main Replacements	MR, 1,013'-8" Old Lancaster Rd., Lower Merion	B1006997	3310 0000	796	77,312	-
Main Replacements	MR, 625'-12" City Avenue, Lower Merion	B1007003	3310 0000	-	-	107,128
Main Replacements	MR, 690'-8" Plaza at K of P Mall, Upper Merion	B1007014	3310 0000	431	3,472	-
Main Replacements	MR, Huntington Pike, Abington	C1005934	3310 0000	4,018	20,106	(17,249)
Main Replacements	MR, 3,916'-12" Old York Rd., Cheltenham	C1006102	3310 0000	25,533	323,493	232,916
Main Replacements	MR, Church Rd., Cheltenham	C1006103	3310 0000	-	(7,612)	-
Main Replacements	MR, 4" Neshaminy, Bristol Twp	C1006120	3310 0000	6,624	-	-
Main Replacements	MR, 3,865'-8" Jenkintown Rd., Abington	C1006126	3310 0000	-	18,711	(18,711)
Main Replacements	MR, 7,000'-8" Schumacher Rd., Bristol	C1006142	3310 0000	1,080	-	209,755
Main Replacements	MR, 6,770'-8" Ashbourne Rd., Cheltenham	C1006146	3310 0000	4,780	31,083	119,485
Main Replacements	MR, 2,550'-8" Rowland Ave., Cheltenham	C1006147	3310 0000	23,558	3,760	671
Main Replacements	MR, 8" Heacock La., Cheltenham	C1006186	3310 0000	30,786	49,252	56,017
Main Replacements	MR, 220'-8" Cherokee Avenue, Abington	C1006197	3310 0000	-	-	144,987
Main Replacements	MR, 105'-6" Harry Street, Conshohocken	C1006203	3310 0000	-	-	12,245
Main Replacements	MR, 2,335'-8" S Wayne Rd., West Chester	D1002281	3310 0000	11,337	8,546	2,538
Main Replacements	MR, 4,000'-Various Transite Pipe-R Creek	E1000221	3310 0000	6,509	7,812	-
Main Replacements	MR, 10" Water St., Roaring Creek	E1000237	3310 0000	5,198	9,107	-
Main Replacements	MR, Madison Ave., Susquehanna	G1009690	3310 0000	9,156	9,731	50,271
Main Replacements	MR, 8" Vine St., Shenango	G1002375	3310 0000	32,778	2,424	-
Main Replacements	MR, 8" Otter Street, Shenango	G1002850	3310 0000	-	20,299	-
Main Replacements	MR, 1400'-8" W Butler St., Shenango	G1005181	3310 0000	-	-	79,469
Main Replacements	MR, Ormand Avenue, Shenango	G1006457	3310 0000	-	1,547	(2,588)
Main Replacements	MR, 2000'-8" Hull St., Shenango	G1006460	3310 0000	-	-	97,417
Main Replacements	MR, 2000'-8" Elm St., Shenango	G1006462	3310 0000	-	-	137,206
Main Replacements	MR, 1450'-8" Edgewood St., Shenango	C1006465	3310 0000	-	-	2,870
Main Replacements	MR, 2,000'-8" North St., Shenango	G1006469	3310 0000	84,713	4,845	722
Main Replacements	MR, 1,400'-12" Greenville, Shenango	G1006471	3310 0000	62,303	306	17,072
Main Replacements	Mr, 2,800'-8" Otter, Shenango	G1006474	3310 0000	56,881	14,647	(9,712)
Main Replacements	MR, Hawley Street Bridge, Waymart	H1007598	3310 0000	-	-	11,359
Main Replacements	MR, 3" Wapwallopin	W100001	3310 0000	189	23,740	3,540
				416,933	917,793	3,938,554
Tie-Ins	TM, 8" Old Cedar Grove, Marple	A1167962	3310 0000	-	-	60,334
Tie-Ins	TM, 8" Rosetree Rd., Upper Providence	A1167979	3310 0000	-	-	144,674
Tie-Ins	TM, 8" Summit Rd., E Whiteland	B1167020	3310 0000	-	-	85,293
Tie-Ins	TM, 8" Eagle Rd., Radnor	B1167022	3310 0000	-	-	4,454
Tie-Ins	TM, Pheasant Road, Abington	C1166143	3310 0000	-	-	(4,297)
Tie-Ins	TM, Franklin Ave., Bristol	C1166192	3310 0000	-	-	56,133
Tie-Ins	TM, Skrobul Ave., U Moreland	C1166195	3310 0000	-	-	76,901
Tie-Ins	TM, 2,250'-12" Rt. 352, E Goshen	D1162251	3310 0000	3,498	3,025	6,714
Tie-Ins	TM, Gateway Commerce Park, Shenango	G1163336	3310 0000	-	-	31,568
Tie-Ins	TM, 12" Clarksville Rd., Shenango	G1166454	3310 0000	-	-	19,159
Tie-Ins	TM, 8" Tee Street, Roaring Creek	G1160224	3310 0000	-	-	6,575
Tie-Ins	TM, 8" Old Trail Rd., Roaring Creek	G1163336	3310 0000	-	-	2,418
				3,498	3,025	489,926
Main Cleaning & Lining	MC, 6" Glen Rd., Glenolden	A1200688	3310 0000	52,338	72,531	337,284
Main Cleaning & Lining	MC, 12300'-6" Baltimore Pike, Ridley Park	A1202447	3310 0000	-	-	840,591
Main Cleaning & Lining	MC, 6" Dodds La., Lower Merion	B1200135	3310 0000	60,525	52,644	423,290

Pennsylvania Suburban Water Company
 DSIC Eligible Projects Closed To Utility Plant By Month

Category	Project Name	Auth	Acct	Sept. '03	Oct. '03	Nov. '03
Main Cleaning & Lining MC, 6"	Sussex Road, Lower Merion	B1200908	3310 0000	-	-	55,864
Main Cleaning & Lining MC, 6"	Kirks Lane, Drexel Hill	B1201187	3310 0000	4,641	135,932	-
Main Cleaning & Lining MC, 6"	Kirkwood Road, Abington	C1200670	3310 0000	-	-	676,511
Main Cleaning & Lining MC, 6"	Woodside Rd., Bristol	D1205454	3310 0000	16,223	4,428	-
				<u>133,727</u>	<u>265,535</u>	<u>2,333,540</u>
Minor Main Replacements			3310 0000	203,902	294,182	168,628
				<u>203,902</u>	<u>294,182</u>	<u>168,628</u>
Main Replacement (Higl HR, 8"	Baltimore Pike, Prospect Park	B1327963	3310 0000	-	-	70,796
Main Replacement (Higl HR, 6"	Providence to Sycamore, Upper Merion	B1327980	3310 0000	-	-	15,984
Main Replacement (Higl HR, 6"	Sycamore to Magnolia, Upper Merion	B1327981	3310 0000	-	-	18,259
Main Replacement (Higl HR, 6"	Magnolia to Aldan, Upper Merion	B1327982	3310 0000	-	-	13,059
Main Replacement (Higl HR, 16"	Church & Waverly Rd., Cheltenham	C1326094	3310 0000	-	41,105	-
Main Replacement (Higl HR, 8"	Bristol Pike, Bensalem	C1326164	3310 0000	-	19,743	-
				-	<u>60,848</u>	<u>118,098</u>
Valve Replacement Program			3310 0000	18,480	30,864	18,830
				<u>18,480</u>	<u>30,864</u>	<u>18,830</u>
Other Main Work	OM, Replace PRV & Pit, Clifton, S Hill	B1997445	3310 0000	-	-	25,958
Other Main Work	OM, 8" DMWA Interchange	D1992313	3310 0000	-	18,824	1,674
				-	<u>18,824</u>	<u>27,632</u>
Replacement Meters			3340 0500	524,581	994,138	516,516
				<u>524,581</u>	<u>994,138</u>	<u>516,516</u>
Service Renewals			3330 0000	73,199	124,164	132,088
				<u>73,199</u>	<u>124,164</u>	<u>132,088</u>
Service Renewals-Main Rehab Work			3330 0000	220,344	565,249	343,337
				<u>220,344</u>	<u>565,249</u>	<u>343,337</u>
Fire Hydrants	Relocates/Replace		3350 0000	36,176	30,941	70,486
Fire Hydrants	No Drain		3350 0000	62,714	94,169	44,854
Fire Hydrants	2 Way Replacements		3350 0000	-	949	32
Fire Hydrants	Private FH Replacements		3350 0000	1,105	125	369
				<u>99,995</u>	<u>126,184</u>	<u>115,741</u>
			Total	<u>1,694,659</u>	<u>3,400,806</u>	<u>8,202,890</u>