

**Philadelphia
Suburban
Water Company**

762 W. Lancaster Avenue, Bryn Mawr, Pennsylvania 19010-3489 610-525-1400

ORIGINAL

March 21, 1997

RECEIVED

MAR 21 1997

Mr. John G. Alford
Secretary
Pennsylvania Public Utility Commission
North Office Building, Room B-18
North St. and Commonwealth Avenue
Harrisburg, PA 17120


PA PUBLIC UTILITY COMMISSION
PROTHONOTARY'S OFFICE

Dear Secretary Alford:

Enclosed are eight copies of PSW's Distribution System Improvement Charge (DSIC) Supplement No. 38 to Tariff Water - PA PUC No. 15, filed in compliance with the PUC Order at Docket No. P-00961036 which was entered on August 26, 1996. This filing updates DSIC Supplement No. 34 to Tariff Water - PA PUC No. 15, originally filed on December 20, 1996. As noted in the PUC Order, these documents are also being served on the Office of Consumer Advocate, the Office of Trial Staff and the Office of Small Business Advocate. PSW is also serving these documents on the PUC Bureau of Audits.

If you have any questions regarding this filing, please contact me at (610) 645-1130.

Sincerely,



Robert M. Griffin
Manager of Rates

RMG/wg
Certificate of Service

DOCUMENT
FOLDER

APR 01 1997

PHILADELPHIA SUBURBAN WATER COMPANY
CERTIFICATE OF SERVICE

BEFORE THE
PENNSYLVANIA PUBLIC UTILITY COMMISSION

:
:
: Distribution System
: Improvement Charge (DSIC)
: filed in compliance with
:
: the P.U.C. Order at
:
: Docket No. P-00961036

PHILADELPHIA SUBURBAN
WATER COMPANY

RECEIVED

MAR 21 1997

CERTIFICATE OF SERVICE

I hereby certify that I have this day filed PSWS DSIC
update including Supplement No. 38 of Tariff Water-PA P.U.C. No. 15 and
supporting workpapers with the PA Public Utility Commission and
upon the person(s) and in the manner indicated below:

VIA FEDERAL EXPRESS

Irwin A. Popowsky, Esq.
Office of Consumer Advocate
1425 Strawberry Square
Harrisburg, PA 17120


Bernard A. Ryan, Esq.
Office of Small Business Advocate
Suite 1102, Commerce Bldg.
300 N. Second Street
Harrisburg, PA 17101

Charles Hoffman, Director
Office of Trial Staff
Pitnick Building, Third Floor
901 N. 7TH St., Rear
Harrisburg, Pa. 17102

Glenn Bartron, Director
Bureau of Audits
901 Rear North Seventh Street
Harrisburg, PA 17102

Thomas P. Gadsden, Esq.
Morgan, Lewis & Bockius
2000 One Logan Square
Philadelphia, PA 19103-6933

Dated: March 21, 1997


Robert M. Griffin
Manager of Rates

PHILADELPHIA SUBURBAN WATER COMPANY

RATES AND RULES
GOVERNING THE DISTRIBUTION
OF
WATER
IN PORTIONS OF
MONTGOMERY, CHESTER, BUCKS
AND DELAWARE COUNTIES
(Detailed Description - Page 3)

ISSUED: March 21, 1997
by
NICHOLAS DeBENEDICTIS, Chairman
762 Lancaster Avenue
Bryn Mawr, Pennsylvania

EFFECTIVE: April 1, 1997
In accordance with Section
1307(g) of the Pennsylvania
Public Utility Commission's
Public Utility Code and Docket
No. P-00961036 entered Aug. 26,
1996.

N O T I C E

THIS TARIFF UPDATES THE DISTRIBUTION SYSTEM IMPROVEMENT CHARGE FOR ALL METERED AND UNMETERED CUSTOMERS EXCEPT FOR PUBLIC FIRE HYDRANT CUSTOMERS.

SEE PAGE 1A

Philadelphia Suburban Water Company

WATER-PA. P.U.C. NO. 15

THIRTY THIRD REVISED PAGE NO. 1A

~~CANCELLING THIRTY SECOND REVISED PAGE NO. 1A~~

LIST OF CHANGES MADE BY THIS TARIFF

Changes

This tariff updates the Distribution System Improvement Charge (DSIC) on page 10 (Eighth Revised) of the Company's tariff, effective April 1, 1997, as approved by the Commission at Docket No. P-00961036 on August 26, 1996.

I N D E X

Page

RATES AND RULES	1 Supplement No. 38
LIST OF CHANGES MADE BY THIS TARIFF	1A Thirty Third Revised
INDEX	2 Thirty Third Revised
INDEX	2A Third Revised
DESCRIPTION OF TERRITORY SERVED	3 Thirteenth Revised
DESCRIPTION OF TERRITORY SERVED	3A Second Revised
SCHEDULE OF RATES:	
Meter Service-PSW Main Division	4 Seventh Revised
Rates for Water Consumed-PSW Main Division	4 Seventh Revised
Rates for Water Consumed-PSW Main Division	4A Seventh Revised
Fire Service-PSW Main Division	4B Seventh Revised
Residential Multiple Meter Sets-PSW Main Division	4C Second Revised
Meter Service-Uwchlan Division	5 Seventh Revised
Rates for Water Consumed-Uwchlan Division	5 Seventh Revised
Rates for Water Consumed-Uwchlan Division	5A Seventh Revised
Fire Service-Uwchlan Division	5B Seventh Revised
Residential Multiple Meter Sets-Uwchlan Division	5C Fourth Revised
Meter Service-W. Whiteland Division	6 Ninth Revised
Rates for Water Consumed-W. Whiteland Division	6 Ninth Revised
Fire Service-W. Whiteland Division	6A Second Revised
Residential Multiple Meter Sets-W. Whiteland Div	6B Second Revised
Meter Service - Malvern Division	7 Third Revised
Rates for Water Consumed - Malvern Division	7 Third Revised
Rates for Water Consumed - Malvern Division	7A Second Revised
Fire Service - Malvern Division	7B Second Revised
Residential Multiple Meter Sets - Malvern Division	7C First Revised
Unmetered Service - Castle Rock Division	8 Second Revised
Meter Service- Schuylkill Division	8A Third Revised
Rates for Water Consumed- Schuylkill Division	8A Third Revised
Fire Service- Schuylkill Division	8B Original
Meter Service - La Reserve Division	8C Original
Rates for Water Consumed - La Reserve Division	8C Original
Fire Service - La Reserve Division	8D Original
Meter Service - Franklin Division	8E Original
Rates for Water Consumed - Franklin Division	8E Original
Fire Service - Franklin Division	8F Original
Meter Service - Perkiomen Division	8G Original
Rates for Water Consumed - Perkiomen Division	8G Original
Fire Service - Perkiomen Division	8H Original
Meter Service - Hatboro Division	8I Original
Rates for Water Consumed - Hatboro Division	8I Original
Fire Service - Hatboro Division	8J Original
Meter Service - Bristol Division	8K Original
Rates for Water Consumed - Bristol Division	8K Original
Fire Service - Bristol Division	8L Original
Meter Service - Cherry Division	8M Original
Rates for Water Consumed - Cherry Division	8M Original
Fire Service - Cherry Division	8N Original
Meter Service - Media Division	9 First Revised
Rates For Water Consumed - Media Division	9 First Revised
Rates for Water Consumed - Media Division	9 Original
Fire Service - Media Division	9A Original
Unmetered Residential & Building Water - Media Div.	9A Original
State Tax Surcharge Applicable to All Rates	10 Eighth Revised
Distribution System Improvement Charge	10A First Revised
Distribution System Improvement Charge	10B First Revised
Distribution System Improvement Charge	10C First Revised

Philadelphia Suburban Water Company

WATER-PA.P.U.C.NO. 15

EIGHTH REVISED PAGE NO. 10

CANCELLING SEVENTH REVISED PAGE NO. 10

R I D E R

STATE TAX SURCHARGE APPLICABLE TO ALL RATES

In addition to the net charges provided for in this Tariff, a surcharge of 0.00% will apply to all service rendered on and after October 27, 1995.

The above surcharge will be recomputed, using the same elements prescribed by the Commission:

(a)
Whenever any of the tax rates used in the calculation of the surcharge are changed;

(b)
Whenever the utility makes effective increased or decreased rates; and

(c)
On March 31, 1971, and each year thereafter.

The above recalculation will be submitted to the Commission within 10 days after the occurrence of the event or date which occasioned such recomputation; and if the recomputed surcharge is less than the one in effect, the utility will, and if the recomputed surcharge is more than the one in effect, the utility may, submit with such recomputation a tariff or supplement to reflect such recomputed surcharge, the effective date of which shall be 10 days after filing.

DISTRIBUTION SYSTEM IMPROVEMENT CHARGE (DSIC)

(C)

In addition to the net charges provided for in this Tariff, a surcharge of 1.00% will apply to all service, excluding public fire hydrants, rendered on or after April 1, 1997.

I. General Description

Purpose: To recover the fixed costs (depreciation and pre-tax return) of certain non-revenue producing, non-expense reducing distribution system improvement projects completed and placed in service and to be recorded in the individual accounts, as noted below, between base rate cases and to provide the Company with the resources to accelerate the replacement of its aging water distribution infrastructure, to comply with evolving regulatory requirements imposed by the Safe Drinking Water Act and to develop and implement solutions to regional water supply problems. Company projects receiving PENNVEST funding are not DSIC - eligible property.

Eligible Property: The DSIC-eligible property will consist of the following:

- services (account 323), meters (account 324) and hydrants (account 325) installed as in-kind replacements for customers;

(C) Indicates Change

Issued: March 21, 1997

-10-

EFFECTIVE: April 1, 1997

PHILADELPHIA SUBURBAN WATER COMPANY

DISTRIBUTION SYSTEM IMPROVEMENT CHARGE ("DSIC") CALCULATION

Acct	Description	Nov. 1996 Qtr. Actual	Dec. 1996 Actual	Jan. 1997 Actual	Feb. 1997 Actual	Three Months To Date	Six Months To Date
322000	Main Cleaning & Relining	1,824,011	106,544	3,205	26	109,775	1,933,786
322000	Major Main Replacements	557,298	1,072,236	48,762	438,319	1,559,317	2,116,615
322000	Minor Changes in Mains	63,532	101,201	1,599	15,207	118,007	181,539
322000	Minor Main Replacements	356,327	125,366	135,589	120,217	381,172	737,499
322000	Tie in Dead End Mains	67,861	640,944	9,619	780	651,343	719,200
322000	Unreimbursed Imprvmts due to highway relocations	10,729	115,925	480	0	116,405	127,134
322000	Valve Replacement Program	216,087	45,723	14,225	67,490	127,438	343,525
323000	Repl Services	174,912	71,910	46,939	49,253	168,102	343,014
323000	Repl Services due to Main Rehabilitation	71,575	16,439	19,776	41,704	77,919	149,494
324000	Replacement Meters	521,449	338,229	345,925	386,127	1,070,281	1,591,730
325000	Replacement Fire Hydrants	0	439,515	0	0	439,515	439,515
TOTAL ADDITIONS		3,863,781	3,074,032	626,119	1,119,123	4,819,274	8,683,055

PHILADELPHIA SUBURBAN WATER COMPANY

DISTRIBUTION SYSTEM IMPROVEMENT CHARGE ("DSIC") CALCULATION

Acct#	Description	Accumulated Depreciation Bal. 11/30/96 (1)	Quarterly Depr. on Prior Assets (1)	Quarterly Depr. on New Assets (2)	Accumulated Depreciation Bal. 2/28/97	Depr Rate	Quarterly Depreciation
322000	Main Cleaning & Relining	7,096	9,667	291	17,054	2.12%	10,249
322000	Major Main Replacements	1,134	1,672	2,339	5,145	1.20%	6,350
322000	Minor Changes in Mains	176	191	177	544	1.20%	545
322000	Minor Main Replacements	834	1,069	572	2,475	1.20%	2,210
322000	Tie in Dead End Mains	148	204	977	1,329	1.20%	2,158
322000	Unreimbursed Imprvmnts due to highway relocations	27	32	175	234	1.20%	381
322000	Valve Replacement Program	903	1,113	328	2,344	2.06%	1,769
323000	Repl Services	661	800	385	1,846	1.83%	1,569
323000	Repl Services due to Main Rehabilitation	246	327	178	751	1.83%	684
324000	Replacement Meters	6,280	7,744	7,947	21,971	5.94%	23,637
325000	Replacement Fire Hydrants	0	0	956	956	1.74%	1,912
TOTAL		17,505	22,819	14,325	54,649		51,466

(1) Same as December 1996 DSIC filing.

(2) Mid-Quarter Convention.

PHILADELPHIA SUBURBAN WATER COMPANY

DISTRIBUTION SYSTEM IMPROVEMENT CHARGE ("DSIC") CALCULATION

	DSIC EFFECTIVE
	4/1/97
Applicable Additions	8,683,055
Less Accumulated Depreciation @ February 28, 1997	(54,649)
Net Rate Base Includable in DSIC Calculation	<u>8,628,406</u>
Annual Revenue Requirement Rate	12.38%
Quarterly Revenue Requirement Rate	3.10%
Quarterly Capital Cost Recovery	<u>267,049</u>
Quarterly Depreciation Expense	<u>51,466</u>
Total Quarterly DSIC Revenue Requirement	<u>318,515</u>
Applicable Base Rate Revenue	31,993,976
DSIC RATE	1.00%

WEIGHTED COST OF CAPITAL AT 2/28/97:

	Proforma Per Books	Capital Structure	Cost Rate	Weighted Avg. Cost Rate	Tax Multiplier	Rev Req.
Debt	229,519,628	54.23%	7.75%	4.20%		4.20%
Preferred	4,214,500	1.00%	8.93%	0.09%	1.709211797	0.15%
Equity	189,488,561	44.77%	10.50%	4.70%	1.709211797	8.03%
	<u>423,222,689</u>	<u>100.0%</u>		<u>8.99%</u>		<u>12.38%</u>

Note: The cost rate of debt and preferred stock are the Company's actual cost rates at 2/28/97. The equity cost rate is the equity return rate calculated by the Commission staff and presented in the latest Quarterly Report on the Earnings of Jurisdictional Utilities (per Attachment B-1, pg. 4 of 7, line 12).

The tax multiplier is calculated as follows: $1/[(1 - \text{Pa. Tax Rate}) \times (1 - \text{Fed. Tax Rate})]$ where the Pa. tax rate is 9.99% and Fed. tax rate is 35%.

Philadelphia Suburban Water Company
 DSIC Eligible Projects Closed To Utility Plant By Month

Project Name	Auth	Acct	Actual December '96	Actual January '97	Actual February '97	
Main Replacement	12" State St., Media	a1007266	322000	55,328	171	110,156
Main Replacement	6" Princeton Ave.,	a1007312	322000	24,411		
Main Replacement	8" Rose Tree Rd., Middletown	a1007314	322000			129,716
Main Replacement	8" Eddystone Ave.,	a1007317	322000	377,651	6	717
Main Replacement	8" Stuart Ave., Glen	a1007322	322000			35,821
Main Replacement	6" Mulberry St.	a1007326	322000	20,916	1,574	393
Main Replacement	4" Ridley Ave.	a1007332	322000			159,461
Main Replacement	8" Cleveland Ave., Norwood	a1007335	322000		46,814	
Main Replacement	6" Biddulph Rd,	b1006306	322000	14,729		
Main Replacement	8" Crumcreek, Chestnut,	b1006311	322000	84,823		
Main Replacement	4" Floyd Terr,	b1006387	322000	21,971		
Main Replacement	6" Hearn St,	b1006400	322000	40,472		
Main Replacement	8" Woodbine & Kox,	b1006401	322000	45,887		686
Main Replacement	12" Washington St, Conshohoc	c1005254	322000	32,910		345
Main Replacement	12" Easton & Toxony,	c1005260	322000	133,668		
Main Replacement	12" Woodland Rd,	c1005265	322000	146,236	15	1,024
Main Replacement	12" Washington St.	c1005275	322000	22,247		
Main Replacement	8" Pershing Ave	c1005297	322000	50,986	182	
				1,072,236	48,762	438,319
Tie - Ins	8" Balt Pk, Neth Prov.	a1507276	322000	119,015		
Tie - Ins	6" N. side Dermond Rd	a1507310	322000	33,910		
Tie - Ins	6" Elmwood Ave	b1506342	322000	51,121		
Tie - Ins	6" Lynmere Rd	b1506356	322000	22,630	8,919	
Tie - Ins	8" Youngsford's Rd	b1506376	322000	158,762		226
Tie - Ins	12" Campus Dr.	c1505274	322000	255,506	700	555
				640,944	9,619	780
Main Cleaning	Youngs Ave, Ridley Twp.	a2001645	322000	36,082	2,519	
Main Cleaning	Nassau Blvd, Prospect Park	a2002334	322000	19,792		
Main Cleaning	Lynmere Rd & Glenview Rd	b2000854	322000	13,597	454	
Main Cleaning	Arlington Rd, 6"	b2001524	322000	37,073	232	26
				106,544	3,205	26
Minor Main Replacements			322000	125,366	135,589	120,217
				125,366	135,589	120,217
Main Replacement (Highway)	8" 9th & 10th St	a3007255	322000	76,567		
Main Replacement (Highway)	Swedesford Rd	b3006389	322000	20,037		
Main Replacement (Highway)	16" Ridge Pk & Joshua	c3005304	322000	19,321	480	
				115,925	480	0
Valve Replacement Program			322000	45,723	14,225	67,490
				45,723	14,225	67,490
Minor Changes in Mains, Valves, Etc.			322000	101,201	1,599	15,207
				101,201	1,599	15,207
Replacement Meters			324000	338,229	345,925	386,127

Philadelphia Suburban Water Company
 DSIC Eligible Projects Closed To Utility Plant By Month

Project Name	Auth	Acct	Actual December '96	Actual January '97	Actual February '97
			338,229	345,925	386,127
Service Renewals - Worn Out in Service		323000	71,910	46,939	49,253
			71,910	46,939	49,253
Service Renewals - Main Rehabilitation		323000	16,439	19,776	41,704
			16,439	19,776	41,704
Fire Hydrants	Relocate/Replace	325000	237,670	0	0
Fire Hydrants	No Drain	325000	79,515	0	0
Fire Hydrants	2 way Replacement	325000	122,330	0	0
			439,515	0	0
GRAND TOTAL			3,074,032	626,119	1,119,123

**Philadelphia
Suburban
Water Company**

762 W. Lancaster Avenue, Bryn Mawr, Pennsylvania 19010-3489 610-525-1400

ORIGINAL

June 18, 1997

RECEIVED

JUN 18 1997

PA PUBLIC UTILITY COMMISSION
PROTHONOTARY'S OFFICE

Mr. John G. Alford
Secretary
Pennsylvania Public Utility Commission
North Office Building, Room B-18
North St. and Commonwealth Avenue
Harrisburg, PA 17120


P-96-1036

Dear Secretary Alford:

Enclosed are eight copies of PSW's Distribution System Improvement Charge (DSIC) Supplement No. 2 to Tariff Water - PA PUC No. 16, filed in compliance with the PUC Order at Docket No. P-00961036 which was entered on August 26, 1996. This filing updates DSIC Supplement No. 38 to Tariff Water - PA PUC No. 15, originally filed on March 21, 1997. As noted in the PUC Order, these documents are also being served on the Office of Consumer Advocate, the Office of Trial Staff and the Office of Small Business Advocate. PSW is also serving these documents on the PUC Bureau of Audits.

If you have any questions regarding this filing, please contact me at (610) 645-1130.

Sincerely,



Robert M. Griffin
Manager of Rates

RMG/wg
Certificate of Service

**DOCUMENT
FOLDER**

BTL

94



PHILADELPHIA SUBURBAN WATER COMPANY

RATES AND RULES
GOVERNING THE DISTRIBUTION
OF
WATER
IN PORTIONS OF
MONTGOMERY, CHESTER, BUCKS
AND DELAWARE COUNTIES
(Detailed Description - Page 3)

RECEIVED

JUN 18 1997

PA PUBLIC UTILITY COMMISSION
PROTHONOTARY'S OFFICE

ISSUED: June 18, 1997
by
NICHOLAS DeBENEDICTIS, Chairman
762 Lancaster Avenue
Bryn Mawr, Pennsylvania

EFFECTIVE: July 1, 1997
In accordance with Section
1307(g) of the Pennsylvania
Public Utility Commission's
Public Utility Code and Docket
No. P-00961036 entered Aug. 26,
1996.

NOTICE

THIS TARIFF UPDATES THE DISTRIBUTION SYSTEM IMPROVEMENT CHARGE FOR ALL METERED AND UNMETERED CUSTOMERS EXCEPT FOR PUBLIC FIRE HYDRANT CUSTOMERS.

DUCKETED
JUL 02 1997

SEE PAGE 1A

DOCUMENT
FOLDER

LIST OF CHANGES MADE BY THIS TARIFF

Changes

This tariff updates the Distribution System Improvement Charge (DSIC) on page 10 (First Revised) of the Company's tariff, effective July 1, 1997, as approved by the Commission at Docket No. P-00961036 on August 26, 1996.

INDEX

	Page
RATES AND RULES	1
LIST OF CHANGES MADE BY THIS TARIFF	1A
INDEX	2
INDEX	2A
DESCRIPTION OF TERRITORY SERVED	3
DESCRIPTION OF TERRITORY SERVED	3A
SCHEDULE OF RATES:	
Meter Service-PSW Main Division	4
Rates for Water Consumed-PSW Main Division	4
Rates for Water Consumed-PSW Main Division	4A
Fire Service-PSW Main Division	4B
Meter Service-Uwchlan Division	5
Rates for Water Consumed-Uwchlan Division	5
Rates for Water Consumed-Uwchlan Division	5A
Fire Service-Uwchlan Division	5B
Meter Service-W. Whiteland Division	6
Rates for Water Consumed-W. Whiteland Division	6
Rates for Water Consumed-W. Whiteland Division	6A
Fire Service-W. Whiteland Division	6B
Meter Service - Media Division	7
Rates for Water Consumed - Media Division	7
Rates for Water Consumed - Media Division	7A
Fire Service - Media Division	7B
Meter Service - Schuylkill Division	8
Rates for Water Consumed - Schuylkill Division	8
Rates for Water Consumed - Schuylkill Division	8A
Fire Service - Schuylkill Division	8B
Meter Service - La Reserve Division	9
Rates for Water Consumed - La Reserve Division	9
Rates for Water Consumed - La Reserve Division	9A
Fire Service - La Reserve Division	9B
Meter Service - Perkiomen Division	10
Rates for Water Consumed - Perkiomen Division	10
Rates for Water Consumed - Perkiomen Division	10A
Fire Service - Perkiomen Division	10B
Meter Service - Hatboro Division	11
Rates for Water Consumed - Hatboro Division	11
Rates for Water Consumed - Hatboro Division	11A
Fire Service - Hatboro Division	11B
Meter Service - Bristol Division	12
Rates for Water Consumed - Bristol Division	12
Rates for Water Consumed - Bristol Division	12A
Fire Service - Bristol Division	12B
Meter Service (Jan. 1, 1999) - Bristol Division	12C
Rates for Water Consumed (Jan. 1, 1999) Bristol Division	12C
Rates for Water Consumed (Jan. 1, 1999) Bristol Division	12D
Fire Service - (Jan. 1, 1999) - Bristol Division	12E

I N D E X

		PAGE
Rider DIS - Demand based industrial service	19	Original
Rider DRS - Demand based resale ^{NA} service	19A	Original
Rider EGS - Electric generation service	19B	Original
State Tax Surcharge Applicable to All Rates	20	First Revised
Distribution System Improvement Charge	20A	Original
Distribution System Improvement Charge	20B	Original
Distribution System Improvement Charge	20C	Original
RULES AND REGULATIONS		
Introduction	21	Original
Classes of General Metered Service	22	Original
Definitions	22	Original
Application of Service	25	Original
Deposits	26	Original
Bills and Payments	26	Original
Service Connections	28	Original
Meters	31	Original
Meter Location	31	Original
Building Construction Service	34	Original
Metered Fire Service	34	Original
Unmetered Fire Service	35	Original
Responsibility for Service	37	Original
System Inspection and Integrity	37	Original
Cross-Connection Control	38	Original
Termination of Service	39	Original
Water Conservation and Drought Emergency	40	Original
Main Extensions	41	Original
Main Extensions For Bona Fide Applicants	42	Original
Main Extensions and Services by Builder	46	Original

R I D E R

STATE TAX SURCHARGE APPLICABLE TO ALL RATES

In addition to the net charges provided for in this Tariff, a surcharge of 0.00% will apply to all service rendered on and after October 27, 1995.

The above surcharge will be recomputed, using the same elements prescribed by the Commission:

- (a) Whenever any of the tax rates used in the calculation of the surcharge are changed;
- (b) Whenever the utility makes effective increased or decreased rates; and
- (c) On March 31, 1971, and each year thereafter.

The above recalculation will be submitted to the Commission within 10 days after the occurrence of the event or date which occasioned such recomputation; and if the recomputed surcharge is less than the one in effect, the utility will, and if the recomputed surcharge is more than the one in effect, the utility may, submit with such recomputation a tariff or supplement to reflect such recomputed surcharge, the effective date of which shall be 10 days after filing.

DISTRIBUTION SYSTEM IMPROVEMENT CHARGE (DSIC)

In addition to the net charges provided for in this Tariff, a surcharge of 1.40% will apply to all service, excluding public fire hydrants, rendered on or after July 1, 1997.

I. General Description

Purpose: To recover the fixed costs (depreciation and pre-tax return) of certain non-revenue producing, non-expense reducing distribution system improvement projects completed and placed in service and to be recorded in the individual accounts, as noted below, between base rate cases and to provide the Company with the resources to accelerate the replacement of its aging water distribution infrastructure, to comply with evolving regulatory requirements imposed by the Safe Drinking Water Act and to develop and implement solutions to regional water supply problems. Company projects receiving PENNVEST funding are not DSIC - eligible property.

Eligible Property: The DSIC-eligible property will consist of the following:

services (account 323), meters (account 324) and hydrants (account 325) installed as in-kind replacements for customers;

mains and valves (account 322) installed as replacements for existing facilities that have worn out, are in deteriorated condition, or upgraded to meet Chapter 65 regulations of Title 52;

main extensions (account 322) installed to eliminate dead ends and to implement solutions to regional water supply problems that have been documented as presenting a significant health and safety concern for customers currently receiving service from the Company or the acquired Company;

PHILADELPHIA SUBURBAN WATER COMPANY

DISTRIBUTION SYSTEM IMPROVEMENT CHARGE ("DSIC") CALCULATION

Acct	Description	Nov. 1996 Qtr. Actual	Feb. 1997 Qtr. Actual	Mar. 1997 Actual	Apr. 1997 Actual	May 1997 Actual	Three Months To Date	Nine Months To Date
322000	Main Cleaning & Relining	1,824,011	109,775	89,447	187,565	0	277,012	2,210,798
322000	Major Main Replacements	557,298	1,559,317	565,709	61,972	283,735	911,416	3,028,031
322000	Minor Changes in Mains	63,532	118,007	6,762	8,445	38,962	54,169	235,708
322000	Minor Main Replacements	356,327	381,172	74,698	81,777	101,947	258,422	995,921
322000	Tie in Dead End Mains	67,861	651,343	115,765	42,774	104,251	262,790	981,994
322000	Unreimbursed Imprvmts due to highway relocations	10,729	116,405	0	0	28,183	28,183	155,317
322000	Valve Replacement Program	216,087	127,438	49,501	69,716	39,405	158,622	502,147
323000	Repl Services	174,912	168,102	59,870	47,758	65,486	173,114	516,128
323000	Repl Services due to Main Rehabilitation	71,575	77,919	49,229	31,489	32,387	113,105	262,599
324000	Replacement Meters	521,449	1,070,281	471,685	432,369	336,375	1,240,429	2,832,159
325000	Replacement Fire Hydrants	0	439,515	118,571	86,796	127,464	332,831	772,346
TOTAL ADDITIONS		3,863,781	4,819,274	1,601,237	1,050,661	1,158,195	3,810,093	12,493,148

PHILADELPHIA SUBURBAN WATER COMPANY

DISTRIBUTION SYSTEM IMPROVEMENT CHARGE ("DSIC") CALCULATION

Acct	Description	Accumulated Depreciation Bal. 2/28/97 (1)	Quarterly Depr. on Prior Assets (1)	Quarterly Depr. on New Assets (2)	Accumulated Depreciation Bal. 5/31/97	Depr Rate	Quarterly Depreciation
322000	Main Cleaning & Relining	17,054	10,249	734	28,037	2.12%	11,717
322000	Major Main Replacements	5,145	6,350	1,367	12,862	1.20%	9,084
322000	Minor Changes in Mains	544	545	81	1,170	1.20%	707
322000	Minor Main Replacements	2,475	2,212	388	5,075	1.20%	2,988
322000	Tie in Dead End Mains	1,329	2,158	394	3,881	1.20%	2,046
322000	Unreimbursed Imprvmts due to highway relocations	234	381	42	657	1.20%	466
322000	Valve Replacement Program	2,344	1,769	408	4,521	2.06%	2,586
323000	Repl Services	1,846	1,569	396	3,811	1.83%	2,361
323000	Repl Services due to Main Rehabilitation	751	684	259	1,694	1.83%	1,201
324000	Replacement Meters	21,971	23,637	9,210	54,818	5.94%	42,058
325000	Replacement Fire Hydrants	956	1,912	724	3,592	1.74%	3,360
TOTAL		54,649	51,466	14,003	120,118		79,474

(1) Same as March 1997 DSIC filing.

(2) Mid-Quarter Convention.

PHILADELPHIA SUBURBAN WATER COMPANY

DISTRIBUTION SYSTEM IMPROVEMENT CHARGE ("DSIC") CALCULATION

DSIC EFFECTIVE

7/1/97

Applicable Additions
 Less Accumulated Depreciation @ May 31, 1997
 Net Rate Base Includable in DSIC Calculation

12,493,148
 (120,118)
12,373,030

Annual Revenue Requirement Rate
 Quarterly Revenue Requirement Rate

12.35%
 3.09%

Quarterly Capital Cost Recovery
 Quarterly Depreciation Expense
 Total Quarterly DSIC Revenue Requirement

382,017
79,474
461,491

Applicable Base Rate Revenue

32,976,482

DSIC RATE

1.40%

WEIGHTED COST OF CAPITAL AT 5/31/97:

	Proforma Per Books	Capital Structure	Cost Rate	Weighted Avg. Cost Rate	Tax Multiplier	Rev Req
Debt	234,175,627	54.11%	7.64%	4.13%		4.13%
Preferred	4,214,500	0.97%	8.93%	0.09%	1.709211797	0.15%
Equity	194,391,842	44.92%	10.50%	4.72%	1.709211797	8.07%
	<u>432,781,969</u>	<u>100.0%</u>		<u>8.94%</u>		<u>12.35%</u>

Note: The cost rate of debt and preferred stock are the Company's actual cost rates at 5/31/97. The equity cost rate is the equity return rate calculated by the Commission staff and presented in the latest Quarterly Report on the Earnings of Jurisdictional Utilities. The tax multiplier is calculated as follows: $1/[(1 - \text{Pa. Tax Rate}) \times (1 - \text{Fed. Tax Rate})]$ where the Pa. tax rate is 9.99% and Fed. tax rate is 35%.

Philadelphia Suburban Water Company
 DSIC Eligible Projects Closed To Utility Plant By Month

Category	Project Name	Auth	Acct	Actual March '97	Actual April '97	Actual May '97
Main Replacements	8" Rose Tree Rd.	a1007314	322000	5,567	16,651	0
Main Replacements	8" Stuart Ave., Glenolden	a1007322	322000	0	1,608	14,308
Main Replacements	6" Mulberry Street	a1007326	322000	0	0	18,087
Main Replacements	4" Ridley Ave.	a1007332	322000	10,018	2,303	71,948
Main Replacements	8" Cleveland Avenue, Norwood	a1007335	322000	0	0	17,858
Main Replacements	8" Winona Ave., Norwood	a1007340	322000	136,713	0	0
Main Replacements	6" Poulson Avenue, Tinicum	a1007358	322000	0	26,408	0
Main Replacements	Tunbridge Rd.	b1006377	322000	362,428	15,002	0
Main Replacements	8" Village Way	b1006398	322000	0	0	17,849
Main Replacements	6" Hearn Street	b1006400	322000	0	0	24,073
Main Replacements	8" Woodbine & Kox	b1006401	322000	3,315	0	23,274
Main Replacements	8" Tregaron Rd.	b1006402	322000	47,668	0	0
Main Replacements	8" Woodland Avenue, Tredyffrin	b1006448	322000	0	0	33,401
Main Replacements	8" Lincoln Hiway, E Whiteland	b1006451	322000	0	0	62,937
				565,709	61,972	283,735
Tie - Ins	6" Kendall Road,	a1507300	322000	73,345	0	0
Tie - Ins	8" Winona Avenue,	a1507347	322000	34,382	0	0
Tie - Ins	8" Columbus Avenue, Edgmont	b1506428	322000	0	0	104,251
Tie - Ins	6" Partridge Lane,	b1506429	322000	0	23,325	0
Tie - Ins	8" Pine road, Lower Moreland	c1505312	322000	8,038	0	0
Tie - Ins	8" Coventry to Taylor	d1501290	322000	0	19,449	0
				115,765	42,774	104,251
Main Cleaning	6" Conshohocken St.,	b2000126	322000	31,368	0	0
Main Cleaning	6" 14th Ave., Whitemarsh	c2000463	322000	58,079	187,565	0
				89,447	187,565	0
Minor Main Replacements			322000	74,698	81,777	101,947
				74,698	81,777	101,947
Main Replacement (Highway)	8" Tyson & Jenkintown Roads	c3005308	322000	0	0	28,183
				0	0	28,183
Valve Replacement Program			322000	49,501	69,716	39,405
				49,501	69,716	39,405
Minor Changes in Mains, Valves, etc.			322000	6,762	8,445	38,962
				6,762	8,445	38,962
Replacement Meters				471,685	432,369	336,375
				471,685	432,369	336,375
Service Renewals - Worn Out in Service			323000	59,870	47,758	65,486
Service Renewals - Main Rehabilitation			323000	49,229	31,489	32,387
Fire Hydrants	Relocates/Replace		325000	54,653	38,092	38,768
Fire Hydrants	No Drain		325000	29,745	17,088	36,024
Fire Hydrants	2 Way Replacements		325000	34,173	31,616	52,672
				118,571	86,796	127,464
GRAND TOTAL				1,601,237	1,050,661	1,158,195

**Philadelphia
Suburban
Water Company**

762 W. Lancaster Avenue, Bryn Mawr, Pennsylvania 19010-3489 610-525-1400

ORIGINAL

September 18, 1997

Mr. James J. McNulty
Acting Secretary
Pennsylvania Public Utility Commission
North Office Building, Room B-18
North St. and Commonwealth Avenue
Harrisburg, PA 17120

**DOCUMENT
FOLDER**

RECEIVED

SEP 18 1997


PA PUBLIC UTILITY COMMISSION
PROTHONOTARY'S OFFICE

Dear Secretary McNulty:

Enclosed are eight copies of PSW's Distribution System Improvement Charge (DSIC) Supplement No. 3 to Tariff Water - PA PUC No. 16, filed in compliance with the PUC Order at Docket No. P-00961036 which was entered on August 26, 1996. This filing updates DSIC Supplement No. 2 to Tariff Water - PA PUC No. 16, originally filed on June 18, 1997. As noted in the PUC Order, these documents are also being served on the Office of Consumer Advocate, the Office of Trial Staff and the Office of Small Business Advocate. PSW is also serving these documents on the PUC Bureau of Audits.

If you have any questions regarding this filing, please contact me at (610) 645-1130.

Sincerely,



Robert M. Griffin
Manager of Rates

RMG/wg
Certificate of Service

BTL

54



PHILADELPHIA SUBURBAN WATER COMPANY
CERTIFICATE OF SERVICE

BEFORE THE
PENNSYLVANIA PUBLIC UTILITY COMMISSION

:
:
: Distribution System
: Improvement Charge (DSIC)
: filed in compliance with
:
: the P.U.C. Order at
:
: Docket No. P-00961036

RECEIVED

PHILADELPHIA SUBURBAN
WATER COMPANY

SEP 18 1997

CERTIFICATE OF SERVICE

PA PUBLIC UTILITY COMMISSION
PROTHONOTARY'S OFFICE

I hereby certify that I have this day filed PSW's DSIC update including Supplement No. 3 of Tariff Water-PA P.U.C. No. 16 and supporting workpapers with the PA Public Utility Commission and upon the person(s) and in the manner indicated below:

VIA FEDERAL EXPRESS

Irwin A. Popowsky, Esq.
Office of Consumer Advocate
1425 Strawberry Square
Harrisburg, PA 17120


Bernard A. Ryan, Esq.
Office of Small Business Advocate
Suite 1102, Commerce Bldg.
300 N. Second Street
Harrisburg, PA 17101

Charles Hoffman, Director
Office of Trial Staff
Pitnick Building, Third Floor
901 N. 7TH St., Rear
Harrisburg, Pa. 17102

Glenn Bartron, Director
Bureau of Audits
901 Rear North Seventh Street
Harrisburg, PA 17102

Thomas P. Gadsden, Esq.
Morgan, Lewis & Bockius
2000 One Logan Square
Philadelphia, PA 19103-6933

Dated: September 18, 1997



Robert M. Griffin
Manager of Rates

PHILADELPHIA SUBURBAN WATER COMPANY

RATES AND RULES

DOCKETED GOVERNING THE DISTRIBUTION

SEP 19 1997

OF

WATER

IN PORTIONS OF

MONTGOMERY, CHESTER, BUCKS

AND DELAWARE COUNTIES

(Detailed Description - Page 3)

**DOCUMENT
FOLDER**

RECEIVED

SEP 18 1997

PA PUBLIC UTILITY COMMISSION
PROTHONOTARY'S OFFICE

ISSUED: September 19, 1997
by
NICHOLAS DeBENEDICTIS, Chairman
762 Lancaster Avenue
Bryn Mawr, Pennsylvania

EFFECTIVE: October 1, 1997
In accordance with Section
1307(g) of the Pennsylvania
Public Utility Commission's
Public Utility Code and Docket
No. P-00961036 entered Aug. 26,
1996.

NOTICE

THIS TARIFF UPDATES THE DISTRIBUTION SYSTEM IMPROVEMENT CHARGE FOR ALL METERED AND UNMETERED CUSTOMERS EXCEPT FOR PUBLIC FIRE HYDRANT CUSTOMERS.

SEE PAGE 1A

LIST OF CHANGES MADE BY THIS TARIFF

Changes

This tariff updates the Distribution System Improvement Charge (DSIC) on page 20 (Second Revised) of the Company's tariff, effective October 1, 1997, as approved by the Commission at Docket No. P-00961036 on August 26, 1996.

I N D E X

	<u>Page</u>
RATES AND RULES	1
LIST OF CHANGES MADE BY THIS TARIFF	1A
INDEX	2
INDEX	2A
DESCRIPTION OF TERRITORY SERVED	3
DESCRIPTION OF TERRITORY SERVED	3A
SCHEDULE OF RATES:	
Meter Service-PSW Main Division	4
Rates for Water Consumed-PSW Main Division	4
Rates for Water Consumed-PSW Main Division	4A
Fire Service-PSW Main Division	4B
Meter Service-Uwchlan Division	5
Rates for Water Consumed-Uwchlan Division	5
Rates for Water Consumed-Uwchlan Division	5A
Fire Service-Uwchlan Division	5B
Residential Multiple Meter Sets-Uwchlan Division	5C
Meter Service-W. Whiteland Division	6
Rates for Water Consumed-W. Whiteland Division	6
Fire Service-W. Whiteland Division	6A
Residential Multiple Minimum Sets-W. Whiteland Division	6B
Meter Service-Malvern Division	7
Rates for Water Consumed-Malvern Division	7
Rates for Water Consumed-Malvern Division	7A
Fire Service-Malvern Division	7B
Residential Multiple Meter Sets-Malvern Division	7C
Unmetered Service-Castle Rock Division	8
Meter Service - Schuylkill Division	8A
Rates for Water Consumed - Schuylkill Division	8A
Fire Service - Schuylkill Division	8B
Meter Service - La Reserve Division	8C
Rates for Water Consumed - La Reserve Division	8C
Fire Service - La Reserve Division	8D
Meter Service - La Reserve Division	8E
Rates for Water Consumed - La Reserve Division	8E
Fire Service - La Reserve Division	8F
Meter Service - Perkiomen Division	8G
Rates for Water Consumed - Perkiomen Division	8G
Fire Service - Perkiomen Division	8H
Meter Service - Hatboro Division	8I
Rates for Water Consumed - Hatboro Division	8I
Fire Service - Hatboro Division	8J
Meter Service - Bristol Division	8K
Rates for Water Consumed - Bristol Division	8K
Fire Service - Bristol Division	8L
Meter Service - Cherry Division	8M
Rates for Water Consumed - Cherry Division	8M
Fire Service - Cherry Division	8N
Meter Service - Media Division	9
Rates for Water Consumed - Media Division	9
Fire Service - Media Division	9A

I N D E X	PAGE	
State Tax Surcharge Applicable to All Rates	20	Second Revised
Distribution System Improvement Charge	20A	Original
Distribution System Improvement Charge	20B	Original
Distribution System Improvement Charge	20C	Original
 RULES AND REGULATIONS		
Introduction	21	Original
Classes of General Metered Service	22	Original
Definitions	22	Original
Application of Service	25	Original
Deposits	26	Original
Bills and Payments	26	Original
Service Connections	28	Original
Meters	31	Original
Meter Location	31	Original
Building Construction Service	34	Original
Metered Fire Service	34	Original
Unmetered Fire Service	35	Original
Responsibility for Service	37	Original
System Inspection and Integrity	37	Original
Cross-Connection Control	38	Original
Termination of Service	39	Original
Water Conservation and Drought Emergency	40	Original
Main Extensions	41	Original
Main Extensions For Bona Fide Applicants	42	Original
Main Extensions and Services by Builder	46	Original

R I D E R

STATE TAX SURCHARGE APPLICABLE TO ALL RATES

In addition to the net charges provided for in this Tariff, a surcharge of 0.00% will apply to all service rendered on and after October 27, 1995.

The above surcharge will be recomputed, using the same elements prescribed by the Commission:

- (a) Whenever any of the tax rates used in the calculation of the surcharge are changed;
- (b) Whenever the utility makes effective increased or decreased rates; and
- (c) On March 31, 1971, and each year thereafter.

The above recalculation will be submitted to the Commission within 10 days after the occurrence of the event or date which occasioned such recomputation; and if the recomputed surcharge is less than the one in effect, the utility will, and if the recomputed surcharge is more than the one in effect, the utility may, submit with such recomputation a tariff or supplement to reflect such recomputed surcharge, the effective date of which shall be 10 days after filing.

DISTRIBUTION SYSTEM IMPROVEMENT CHARGE (DSIC)

In addition to the net charges provided for in this Tariff, a surcharge of 1.82% will apply to all service, excluding public fire hydrants, rendered on or after October 1, 1997.

I. General Description

Purpose: To recover the fixed costs (depreciation and pre-tax return) of certain non-revenue producing, non-expense reducing distribution system improvement projects completed and placed in service and to be recorded in the individual accounts, as noted below, between base rate cases and to provide the Company with the resources to accelerate the replacement of its aging water distribution infrastructure, to comply with evolving regulatory requirements imposed by the Safe Drinking Water Act and to develop and implement solutions to regional water supply problems. Company projects receiving PENNVEST funding are not DSIC - eligible property.

Eligible Property: The DSIC-eligible property will consist of the following:

services (account 323), meters (account 324) and hydrants (account 325) installed as in-kind replacements for customers;

mains and valves (account 322) installed as replacements for existing facilities that have worn out, are in deteriorated condition, or upgraded to meet Chapter 65 regulations of Title 52;

main extensions (account 322) installed to eliminate dead ends and to implement solutions to regional water supply problems that have been documented as presenting a significant health and safety concern for customers currently receiving service from the Company or the acquired Company;

PHILADELPHIA SUBURBAN WATER COMPANY

DISTRIBUTION SYSTEM IMPROVEMENT CHARGE ("DSIC") CALCULATION

Acct	Description	Nov. 1996 Qtr. Actual	Feb. 1997 Qtr. Actual	May 1997 Qtr. Actual	June 1997 Actual	July 1997 Actual	Aug. 1997 Actual	Three Months To Date	Twelve Months To Date
322000	Main Cleaning & Relining	1,824,011	109,775	277,012	0	0	0	0	2,210,798
322000	Major Main Replacements	557,298	1,559,317	911,416	273,258	367,721	0	640,979	3,669,010
322000	Minor Changes in Mains	63,532	118,007	54,169	6,659	10,106	76,125	92,890	328,598
322000	Minor Main Replacements	356,327	381,172	258,422	108,017	164,035	89,388	361,440	1,357,361
322000	Tie in Dead End Mains	67,861	651,343	262,790	275,370	0	34,898	310,268	1,292,262
322000	Unreimbursed Imprvmnts due to highway relocations	10,729	116,405	28,183	204,875	32,177	27,527	264,579	419,896
322000	Valve Replacement Program	216,087	127,438	158,622	52,568	48,919	32,339	133,826	635,973
323000	Repl Services	174,912	168,102	173,114	53,550	56,250	59,655	169,455	685,583
323000	Repl Services due to Main Rehabilitation	71,575	77,919	113,105	24,593	61,348	29,096	115,037	377,636
324000	Replacement Meters	521,449	1,070,281	1,240,429	124,505	109,842	119,416	353,763	3,185,922
325000	Replacement Fire Hydrants	0	439,515	332,831	88,227	21,393	99,041	208,661	981,007
TOTAL ADDITIONS		3,863,781	4,819,274	3,810,093	1,211,622	871,791	567,485	2,650,898	15,144,046

PHILADELPHIA SUBURBAN WATER COMPANY

DISTRIBUTION SYSTEM IMPROVEMENT CHARGE ("DSIC") CALCULATION

Acct	Description	Accumulated Depreciation Bal. 5/31/97	Quarterly Depr. on 5/97 & Prior Assets	Quarterly Depr. on 6/97 - 8/97 Assets	Accumulated Depreciation Bal. 8/31/97	Depr Rate	Quarterly Depreciation
		(1)	(1)	(2)			
322000	Main Cleaning & Relining	28,037	11,717	0	39,754	2.12%	11,717
322000	Major Main Replacements	12,862	9,084	961	22,907	1.20%	11,007
322000	Minor Changes in Mains	1,170	707	139	2,016	1.20%	986
322000	Minor Main Replacements	5,075	2,988	542	8,605	1.20%	4,072
322000	Tie in Dead End Mains	3,881	2,946	465	7,292	1.20%	3,077
322000	Unreimbursed Imprvmts due to highway relocations	657	466	397	1,520	1.20%	1,260
322000	Valve Replacement Program	4,521	2,586	345	7,452	2.06%	3,275
323000	Repl Services	3,811	2,361	388	6,560	1.83%	3,137
323000	Repl Services due to Main Rehabilitation	1,694	1,201	263	3,158	1.83%	1,728
324000	Replacement Meters	54,818	42,058	2,627	99,503	5.94%	47,311
325000	Replacement Fire Hydrants	3,592	3,360	454	7,406	1.74%	4,267
TOTAL		120,118	79,474	6,581	206,173		92,637

(1) Same as June 1997 DSIC filing.

(2) Mid-Quarter Convention.

PHILADELPHIA SUBURBAN WATER COMPANY

DISTRIBUTION SYSTEM IMPROVEMENT CHARGE ("DSIC") CALCULATION

	DSIC EFFECTIVE
	10/1/97
Applicable Additions	15,144,046
Less Accumulated Depreciation @ August 31, 1997	(206,173)
Net Rate Base Includable in DSIC Calculation	<u>14,937,873</u>
Annual Revenue Requirement Rate	12.15%
Quarterly Revenue Requirement Rate	3.04%
Quarterly Capital Cost Recovery	<u>453,738</u>
Quarterly Depreciation Expense	<u>92,637</u>
Total Quarterly DSIC Revenue Requirement	<u>546,375</u>
Applicable Base Rate Revenue	30,087,907
DSIC RATE	1.82%

WEIGHTED COST OF CAPITAL AT 8/31/97:

	Proforma Per Books	Capital Structure	Cost Rate	Weighted Avg. Cost Rate	Tax Multiplier	Rev Req
Debt	227,770,267	52.48%	7.72%	4.05%		4.05%
Preferred	4,214,500	0.97%	8.93%	0.09%	1.709211797	0.15%
Equity	202,014,249	46.55%	10.00%	4.65%	1.709211797	7.95%
	<u>433,999,016</u>	<u>100.0%</u>		<u>8.79%</u>		<u>12.15%</u>

Note: The cost rate of debt and preferred stock are the Company's actual cost rates at 8/31/97. The equity cost rate is the equity return rate calculated by the Commission staff and presented in the latest Quarterly Report on the Earnings of Jurisdictional Utilities. The tax multiplier is calculated as follows: $1/[(1 - \text{Pa. Tax Rate}) \times (1 - \text{Fed. Tax Rate})]$ where the Pa. tax rate is 9.99% and Fed. tax rate is 35%.

Philadelphia Suburban Water Company
 DWS Eligible Projects Closed To Utility Plant By Month

Category	Project Name	Auth	Acct	Actual June '97	Actual July '97	Actual Aug '97
Main Replacements	8" Winona Ave., Norwood	a1007340	322000	61,129	0	0
Main Replacements	6" Poulson Avenue, Tinicum	a1007358	322000	14,426	0	0
Main Replacements	Rodney Rd., Ridley Twp.	a1007364	322000	23,200	0	0
Main Replacements	8" Ridgeway Ave., Glenolden	a1007365	322000	54,039	0	0
Main Replacements	2" Tulip Lane, Rose Valley	a1007375	322000	15,692	0	0
Main Replacements	Quince Lane and Bob White Rd.	a1007377	322000	53,035	288,341	0
Main Replacements	8" Woodland Avenue, Tredyffrin	b1006448	322000	18,287	0	0
Main Replacements	8" Village Way, E Whiteland	b1006449	322000	17,557	79,380	0
Main Replacements	8" Lincoln Hiway, E Whiteland	b1006451	322000	15,893	0	0
				<u>273,258</u>	<u>367,721</u>	<u>0</u>
Tie - Ins	8" Baltimore Pike, Nether Providence	a1507276	322000	86,840	0	0
Tie - Ins	8" Winona Avenue,	a1507347	322000	9,680	0	0
Tie - Ins	8" Central Ave., Haverford	a1507397	322000	0	0	20,987
Tie - Ins	8" Columbus Avenue, Edgmont	b1506428	322000	4,309	0	0
Tie - Ins	8" Glenview Rd., L. Merion	b1506474	322000	0	0	9,326
Tie - Ins	8" Ivy Hill Rd.	c1505330	322000	35,020	0	0
Tie - Ins	8" Coventry to Taylor	d1501290	322000	0	0	4,585
Tie - Ins	8" Birmingham Rd., Birmingham	d1501331	322000	139,521	0	0
				<u>275,370</u>	<u>0</u>	<u>34,898</u>
Minor Main Replacements			322000	108,017	164,035	89,388
				<u>108,017</u>	<u>164,035</u>	<u>89,388</u>
Main Replacement (Highway)	8" Ninth and Tenth Sts.	a3007378	322000	9,394	32,177	0
Main Replacement (Highway)	12" Swedesford Rd.	b3006386	322000	190,063	0	0
Main Replacement (Highway)	8" Tyson & Jenkintown Roads	c3005308	322000	5,418	0	0
Main Replacement (Highway)	8" Boot Rd., E. Whiteland	d3001314	322000	0	0	27,527
				<u>204,875</u>	<u>32,177</u>	<u>27,527</u>
Valve Replacement Program			322000	52,568	48,919	32,339
				<u>52,568</u>	<u>48,919</u>	<u>32,339</u>
Minor Changes in Mains, Valves, etc.			322000	6,659	10,106	76,125
				<u>6,659</u>	<u>10,106</u>	<u>76,125</u>
Replacement Meters				124,505	109,842	119,416
				<u>124,505</u>	<u>109,842</u>	<u>119,416</u>
Service Renewals - Worn Out in Service			323000	53,550	56,250	59,655
Service Renewals - Main Rehabilitation			323000	24,593	61,348	29,096
Fire Hydrants	Relocates/Replace		325000	20,610	5,487	50,142
Fire Hydrants	No Drain		325000	11,162	5,308	30,054
Fire Hydrants	2 Way Replacements		325000	56,455	10,598	18,845
				<u>88,227</u>	<u>21,393</u>	<u>99,041</u>
			GRAND TOTAL	<u><u>1,211,622</u></u>	<u><u>871,791</u></u>	<u><u>567,485</u></u>