

762 W. Lancaster Avenue
Bryn Mawr, Pennsylvania
19010-3489

610.525.1400

ORIGINAL

**Philadelphia
Suburban
Water Company**

P-00961036

RECEIVED

March 20, 2001

MAR 19 2001

PUBLIC UTILITY COMMISSION
SECRETARY'S BUREAU

James J. McNulty, Secretary
Pennsylvania Public Utility Commission
Keystone Commonwealth Building
North Street
Harrisburg, PA 17120


Re: Quarterly Distribution System Improvement Charge (DSIC) and State Tax
Adjustment Surcharge (STAS) Filing

Dear Secretary McNulty:

Enclosed are eight copies of PSW's Consolidated PA DSIC and STAS filing. As noted in the PUC Order, these documents are also being served on the Office of Consumer Advocate, the Office of Trial Staff and the Office of Small Business Advocate. PSW is also serving these documents to the PUC Bureau of Audits.

If you have any questions regarding this filing, please contact me at (610) 645-1130.

Sincerely,



Robert M. Griffin
Manager of Regulatory Accounting

DOCUMENT
FOLDER

RMG/
Certificate of Service

125



ORIGINAL

PHILADELPHIA SUBURBAN WATER COMPANY
CERTIFICATE OF SERVICE

BEFORE THE
PENNSYLVANIA PUBLIC UTILITY COMMISSION

PHILADELPHIA SUBURBAN
WATER COMPANY

:
:
:
:
:

Distribution System
Improvement Charge (DSIC) & ~~State~~ ^{STAS} Filing

CERTIFICATE OF SERVICE

I hereby certify that I have this day filed PSW's DSIC and STAS update and supporting workpapers with the PA Public Utility Commission and upon the person(s) and in the manner indicated below:

VIA FEDERAL EXPRESS

Irwin A. Popowsky, Esq.
Office of Consumer Advocate
555 Walnut Avenue, Fifth Floor
Forum Place
Harrisburg, PA 17101-1921

Bernard A. Ryan, Esq.
Office of Small Business Advocate
Suite 1102, Commerce Bldg.
300 N. Second Street
Harrisburg, PA 17101-1921


Charles Hoffman, Director
Office of Trial Staff
Keystone Commonwealth Building
North Street
Harrisburg, PA 17102

Glenn Bartron, Director
Bureau of Audits
Keystone Commonwealth Building
North Street
Harrisburg, PA 17102

Thomas P. Gadsden, Esq.
Morgan, Lewis & Bockius
1701 Market Street
Philadelphia, PA 19103-2921
(via first class mail)

RECEIVED
MAR 19 2001
PUBLIC UTILITY COMMISSION
SECRETARY'S BUREAU

Dated: March 20, 2001


Robert M. Griffin
Manager of Regulatory Accounting

P. 0096 1036

Supplement No. 31
TO
WATER-PA. P.U.C. NO. 16

PHILADELPHIA SUBURBAN WATER COMPANY
RATES AND RULES
GOVERNING THE DISTRIBUTION
OF
WATER
IN PORTIONS OF
MONTGOMERY, CHESTER, BUCKS, BERKS

RECEIVED
MAR 19 2001
PUBLIC UTILITY COMMISSION
SECRETARY'S BUREAU

DELAWARE, MERCER, LAWRENCE, BRADFORD, COLUMBIA, SCHUYLKILL AND NORTHUMBERLAND COUNTIES

(Detailed Description - Page 3)

ISSUED: March 20, 2001
by
NICHOLAS DeBENEDICTIS, Chairman
762 Lancaster Avenue
Bryn Mawr, Pennsylvania

EFFECTIVE: April 1, 2001
In accordance with Section 1307(g)
of the Pennsylvania Public Utility
Code and Docket No. P-00961036
entered August 26, 1996 and
52 PA Code Section 69.52.

NOTICE

THIS TARIFF UPDATES THE DISTRIBUTION SYSTEM IMPROVEMENT CHARGE AND STATE TAX
ADJUSTMENT FOR ALL METERED AND UNMETERED CUSTOMERS WITH THE EXCEPTION OF PUBLIC
FIRE HYDRANT CUSTOMERS.

DOCUMENT
FOLDER

SEE PAGE 1A

DOCKETED
APR 11 2001

Philadelphia Suburban Water Company

Supplement No. 30
To
WATER-PA. P.U.C. NO. 16
TWENTY NINTH REVISED PAGE NO. 1A
CANCELING TWENTY EIGHTH REVISED PAGE NO. 1A

LIST OF CHANGES MADE BY THIS TARIFF

Changes: This tariff updates the Distribution System Improvement Charge (DSIC) on page 20 (Sixteenth Revised) of the Company's tariff, effective April 1, 2001, as approved by the Commission at Docket No. P-00961036 on August 26, 1996. This tariff also updates the State Tax Adjustment Surcharge (STAS) on page 20 (Sixteenth Revised) of the Company's tariff, effective April 1, 2001, as prescribed by the Commission at PA Code Section 69.52.

ISSUED: March 20, 2001

-1A-

EFFECTIVE: April 1, 2001

<u>Index</u>	<u>Page</u>	
RATES AND RULES	1	Supplement No. 31
LIST OF CHANGES MADE BY THIS TARIFF	1A	Twenty Ninth Revised
INDEX	2	Twenty Ninth Revised
INDEX	2A	Twenty Fourth Revised
DESCRIPTION OF TERRITORY SERVED	3	Sixth Revised
DESCRIPTION OF TERRITORY SERVED	3A	Eighth Revised
DESCRIPTION OF TERRITORY SERVED	3B	First Revised
 SCHEDULE OF RATES:		
Meter Service-PSW Main Division	4	Third Revised
Rates for Water Consumed-PSW Main Division	4	Third Revised
Rates for Water Consumed-PSW Main Division	4A	Third Revised
Fire Service-PSW Main Division	4B	Fifth Revised
Meter Service-Uwchlan Division	5	Third Revised
Rates for Water Consumed-Uwchlan Division	5	Third Revised
Rates for Water Consumed-Uwchlan Division	5A	Third Revised
Fire Service-Uwchlan Division	5B	Third Revised
Meter Service-W. Whiteland Division	6	Third Revised
Rates for Water Consumed-W. Whiteland Division	6	Third Revised
Rates for Water Consumed-W. Whiteland Division	6A	Third Revised
Fire Service-W. Whiteland Division	6B	Third Revised
Meter Service - Media Division	7	Third Revised
Rates for Water Consumed - Media Division	7	Third Revised
Rates for Water Consumed - Media Division	7A	Third Revised
Fire Service - Media Division	7B	Third Revised
Meter Service-Bensalem Division	7C	Original
Rates for Water Consumed-Bensalem Division	7C	Original
Fire Service-Bensalem Division	7D	Original
Meter Service - Fulmor Heights Division	7E	Original
Rates for Water Consumed - Fulmor Heights Division	7E	Original
Fire Service - Fulmor Heights Division	7F	Original
Meter Service - Perkiomen Division	8	Third Revised
Rates for Water Consumed - Perkiomen Division	8	Third Revised
Rates for Water Consumed - Perkiomen Division	8A	Third Revised
Fire Service - Perkiomen Division	8B	Third Revised
Meter Service - Bradford Glen Division	9	Third Revised
Rates for Water Consumed - Bradford Glen Division	9	Third Revised
Rates for Water Consumed - Bradford Glen Division	9A	Third Revised
Fire Service - Bradford Glen Division	9B	Third Revised
Meter Service - Little Washington Division	10	Third Revised
Rates for Water Consumed - Little Washington Division	10	Third Revised
Rates for Water Consumed - Little Washington Division	10A	Third Revised
Fire Service - Little Washington Division	10B	Third Revised
Meter Service - Bristol Division	11	Third Revised
Rates for Water Consumed - Bristol Division	11	Third Revised
Rates for Water Consumed - Bristol Division	11A	Third Revised
Fire Service - Bristol Division	11B	Third Revised
Meter Service - Peddlers View Division	12	Third Revised
Rates for Water Consumed - Peddlers View Division	12	Third Revised
Rates for Water Consumed - Peddlers View Division	12A	Third Revised
Fire Service - Peddlers View Division	12B	Third Revised

DOCUMENT
FOLDER
DOCKETED
APR 11 2001

<u>I N D E X</u>	<u>P A G E</u>
Meter Service - West Chester Division	13 Second Revised
Rates for Water Consumed - West Chester Division	13 Second Revised
Rates for Water Consumed - West Chester Division	13A Second Revised
Fire Service - West Chester Division	13B Second Revised
Meter Service - Chatwood Division	13C Original
Rates for Water Consumed - Chatwood Division	13C Original
Meter Service - Flying Hills Division	14 Second Revised
Rates for Water Consumed - Flying Hills Division	14 Second Revised
Rates for Water Consumed - Flying Hills Division	14A Second Revised
Fire Service - Flying Hills Division	14B Second Revised
Meter Service - Consumers Roaring Creek Division	15 Second Revised
Rates for Water Consumed - Consumers Roaring Creek Division	15 Second Revised
Rates for Water Consumed - Consumers Roaring Creek Division	15A Second Revised
Fire Service - Consumers Roaring Creek Division	15B Second Revised
Meter Service - Consumers Susquehanna Division	16 Second Revised
Rates for Water Consumed - Consumers Susquehanna Division	16 Second Revised
Rates for Water Consumed - Consumers Susquehanna Division	16A Second Revised
Fire Service - Consumers Susquehanna Division	16B Second Revised
Meter Service - Consumers Shenango Division	17 Second Revised
Rates for Water Consumed - Consumers Shenango Division	17 Second Revised
Rates for Water Consumed - Consumers Shenango Division	17A Second Revised
Fire Service - Consumers Shenango Division	17B Second Revised
Industrial Standby Rate	18 First Revised
Industrial Standby Rate	18A First Revised
Industrial Standby Rate	18B First Revised
Resale and Electric Generation Standby Rate	18C First Revised
Resale and Electric Generation Standby Rate	18D First Revised
Resale and Electric Generation Standby Rate	18E First Revised
Rider DIS - Demand Based Industrial Service	19 First Revised
Rider DRS - Demand Based Resale Service	19A First Revised
Rider EGS - Electric Generation Service	19B First Revised
Rider OPI - Off Peak/Interruptible Service	19C Original
Rider OPI - Off Peak/Interruptible Service	19D Original
State Tax Surcharge Applicable to All Rates	20 Sixteenth Revised
Distribution System Improvement Charge	20A First Revised
Distribution System Improvement Charge	20B Second Revised
Distribution System Improvement Charge	20C First Revised
 RULES AND REGULATIONS	
Introduction	21 Second Revised
Classes of General Metered Service & Definitions	22 Second Revised
Application of Service	25 First Revised
Deposits & Bill Payments	26 Second Revised
Service Connections	28 First Revised
Meters & Meter Locations	31 First Revised
Building Construction Service; Metered Fire Service	34 First Revised
Unmetered Fire Service	35 First Revised
Responsibility for Service; System Inspection and Integrity	37 Third Revised
Cross-Connection Control	38 First Revised
Termination of Service	39 First Revised
Water Conservation and Drought Emergency	40 First Revised
Main Extensions	41 First Revised
Main Extensions For Bona Fide Applicants	42 First Revised
Main Extensions and Services by Builder	46 First Revised

R I D E R
STATE TAX SURCHARGE APPLICABLE TO ALL RATES (C)

In addition to the net charges provided for in this Tariff, a surcharge of (0.35%) will apply to all service rendered on and after April 1, 2001

The above surcharge will be recomputed, using the same elements prescribed by the Commission:

- (a) Whenever any of the tax rates used in the calculation of the surcharge are changed;
- (b) Whenever the utility makes effective increased or decreased rates; and
- (c) On March 31, 1971, and each year thereafter.

The above recalculation will be submitted to the Commission within 10 days after the occurrence of the event or date which occasioned such recomputation; and if the recomputed surcharge is less than the one in effect, the utility will, and if the recomputed surcharge is more than the one in effect, the utility may, submit with such recomputation a tariff or supplement to reflect such recomputed surcharge, the effective date of which shall be 10 days after filing.

DISTRIBUTION SYSTEM IMPROVEMENT CHARGE (DSIC) (C)

In addition to the net charges provided for in this Tariff, a surcharge of 2.90 % will apply to all service, excluding public fire hydrants, rendered on or after April 1, 2001

I. General Description

Purpose: To recover the fixed costs (depreciation and pre-tax return) of certain non-revenue producing, non-expense reducing distribution system improvement projects completed and placed in service and to be recorded in the individual accounts, as noted below, between base rate cases and to provide the Company with the resources to accelerate the replacement of its aging water distribution infrastructure, to comply with evolving regulatory requirements imposed by the Safe Drinking Water Act and to develop and implement solutions to regional water supply problems. Company projects receiving PENNVEST funding are not DSIC - eligible property.

Eligible Property: The DSIC-eligible property will consist of the following:

services (account 323), meters (account 324) and hydrants (account 325) installed as in-kind replacements for customers;

mains and valves (account 322) installed as replacements for existing facilities that have worn out, are in deteriorated condition, or upgraded to meet Chapter 65 regulations of Title 52;

main extensions (account 322) installed to eliminate dead ends and to implement solutions to regional water supply problems that have been documented as presenting a significant health and safety concern for customers currently receiving service from the Company or the acquired Company;

(C) Indicates Change

Issued: March 20, 2001

20

Effective: April 1, 2001

**Philadelphia Suburban Water Company
Including Consumers PA Water Company
State Tax Adjustment Calculation
Filed March 20, 2001
Effective: April 1, 2001**

Capital Stock Tax (Valuation based on the most recently settled tax year = 1997)

Valuation \$ 199,433,455

Amount of Tax (\$199,433,455 x -.35%) (1) (698,017)

PA CNI Tax

No Change -

PURTA

No Change -

TRUE-UP

See attached workpaper (976)

(976)

(698,993)

Estimated Sales Subject To STAS During Surcharge Period (2) 196,949,368

STAS Percentage-Supplement No. 27 to Water-PA PUC No. 16 (Cap Stk) -0.35%

(1) Reflects 2.00 mill decrease in Capital Stock Tax retroactive to 1/1/00 & additional 1.50 mill decrease for the year 2001.

(2) 2001 Budgeted Revenue Subject To STAS \$196,949,368

**DOCUMENT
FOLDER**

DOCKETED
APR 11 2001

PHILADELPHIA SUBURBAN WATER COMPANY
PA CONSOLIDATED STAS TRUE-UP FOR 2000

Total Billing		Roaring			
		PSW	Creek	Susq	Shenango
June	2000	(3,121)	(1,009)	74	(1,952)
July		(39,606)	(1,866)	(426)	(4,671)
August		(38,246)	(1,903)	(541)	(5,173)
September		(36,054)	(1,919)	(580)	(4,523)
October		(36,197)	(1,867)	(412)	(4,809)
November		(34,334)	(1,721)	(458)	(4,055)
December		(39,972)	(1,971)	(388)	(4,688)
January	2001	(35,610)	(1,845)	(459)	(4,340)
February		(32,892)	(1,876)	(411)	(4,540)
March (est)		(36,600)	(1,870)	(460)	(4,600)
		(397,891)	(332,632)	(17,847)	(4,061)

STAS Adjustment-June 17, 2000 to March 31, 2001 (398,867)

Amount credited through billings (397,891)

STAS True-up (976)

**PHILADELPHIA SUBURBAN WATER COMPANY
COMPOSITE COST OF TOTAL DEBT OUTSTANDING
PRO-FORMA AT FEBRUARY 28, 2001**

SERIES	AMOUNT OUTSTANDING	PERCENT TO TOTAL	EFFECTIVE INT RATE	WEIGHTED INT RATE	ANNUAL INT COST
FIRST MORTGAGE BONDS					
9.890% SERIES DUE 2008	5,000,000	1.41%	9.96%	0.14%	
9.930% SERIES DUE 2013	5,000,000	1.41%	10.01%	0.14%	
9.970% SERIES DUE 2018	5,000,000	1.41%	10.07%	0.14%	
9.120% SERIES DUE 2010	20,000,000	5.64%	9.21%	0.52%	
9.290% SERIES DUE 2026	12,000,000	3.38%	9.36%	0.32%	
9.170% SERIES DUE 2021	8,000,000	2.26%	9.23%	0.21%	
9.170% SERIES DUE 2011	5,000,000	1.41%	9.22%	0.13%	
(R C) 9.53% SERIES DUE 2019	4,000,000	1.13%	9.74%	0.11%	
(R C) 6.375% SERIES DUE 2025	14,000,000	3.95%	6.72%	0.27%	
(Susq) 8.260% SERIES DUE 2022	1,500,000	0.42%	8.61%	0.04%	
(Shen) 9.500% SERIES DUE 2006	1,680,000	0.47%	9.75%	0.05%	
(Shen) 9.220% SERIES DUE 2019	2,695,400	0.76%	9.54%	0.07%	
(Shen) 1.000% SERIES DUE 2011	772,471	0.22%	1.32%	0.00%	
(Shen) 8.320% SERIES DUE 2022	3,500,000	0.99%	8.49%	0.08%	
(Shen) 8.140% SERIES DUE 2025	4,000,000	1.13%	8.28%	0.09%	
7.150% SERIES DUE 2008	16,000,000	4.51%	7.28%	0.33%	
	<u>108,147,871</u>	<u>30.50%</u>			<u>2.64%</u>
FIRST MORTGAGE BONDS (Medium Term Notes)					
7.720% SERIES DUE 2025	15,000,000	4.23%	7.81%	0.33%	
6.820% SERIES DUE 2005	10,000,000	2.82%	6.99%	0.20%	
6.890% SERIES DUE 2015	12,000,000	3.38%	6.99%	0.24%	
6.990% SERIES DUE 2006	10,000,000	2.82%	7.15%	0.20%	
6.830% SERIES DUE 2003	10,000,000	2.82%	6.99%	0.20%	
7.470% SERIES DUE 2003	10,000,000	2.82%	7.64%	0.22%	
7.060% SERIES DUE 2004	10,000,000	2.82%	7.22%	0.20%	
6.750% SERIES DUE 2007	10,000,000	2.82%	6.83%	0.19%	
6.300% SERIES DUE 2002	10,000,000	2.82%	6.48%	0.18%	
6.140% SERIES DUE 2008	10,000,000	2.82%	6.21%	0.18%	
5.800% SERIES DUE 2003	10,000,000	2.82%	6.10%	0.17%	
5.850% SERIES DUE 2004	10,000,000	2.82%	5.98%	0.17%	
6.000% SERIES DUE 2004	15,000,000	4.23%	6.25%	0.26%	
7.400% SERIES DUE 2005	11,000,000	3.10%	7.46%	0.23%	
7.400% SERIES DUE 2005	15,000,000	4.23%	7.46%	0.32%	
	<u>168,000,000</u>	<u>47.37%</u>			<u>3.28%</u>
UTMA NOTE					
9.000% NOTE DUE 2013	1,434,238	0.40%	9.00%	0.04%	
IDB & PENNVEST					
5.950% SERIES DUE 2002	800,000	0.23%	6.62%	0.01%	
6.500% SERIES DUE 2008	3,200,000	0.90%	7.35%	0.07%	
3.33% BRISTOL PENNVEST DUE 2019	5,600,978	1.58%	3.44%	0.05%	
3.237%-4.047% FERNHILL PENNVEST	666,808	0.19%	3.84%	0.01%	
3.237%-4.047% GLENSIDE PENNVEST	357,927	0.10%	3.84%	0.00%	
6.350% SERIES DUE 2025	22,000,000	6.20%	6.58%	0.41%	
(RC) 1.0%-1.349% PENNVEST	496,257	0.14%	1.26%	0.00%	
(Susq) 2.407%-3.613% PENNVEST	168,408	0.05%	3.33%	0.00%	
(Susq) 2.407%-3.613% PENNVEST	394,480	0.11%	3.33%	0.00%	
(Shen) 6.000% SERIES DUE 2030	18,360,000	5.18%	6.24%	0.32%	
6.000% SERIES DUE 2029	25,000,000	7.05%	6.19%	0.44%	
	<u>77,044,858</u>	<u>21.73%</u>			<u>1.32%</u>
REVOLVING CREDIT AGREEMENT					
VARIOUS	0	0.00%	6.50%	0.00%	
TOTAL DEBT	<u>354,626,967</u>	<u>100.00%</u>		<u>7.28%</u>	<u>25,811,866</u>
ANNUAL AMORT. OF CALL PREMIUM					<u>195,702</u>
CALL PREMIUM	<u>(1,783,911)</u>				<u>26,007,568</u>
TOTAL DEBT, NET OF CALL PREMIUM	<u>352,843,056</u>			<u>7.37%</u>	<u>26,007,568</u>

**PHILADELPHIA SUBURBAN WATER COMPANY
COMPUTATION OF EFFECTIVE COST RATE OF LONG TERM DEBT**

SERIES	DATE OF ISSUE	DATE OF MATURITY	AVG TERM IN YEARS	PRINCIPAL ISSUED	ISSUANCE EXPENSE	NET PROCEEDS	RATIO	EFFECTIVE COST RATE
FIRST MORTGAGE BONDS								
9.890% SERIES DUE 2008	7/25/1988	6/1/2008	20.0	5,000,000	30,993	4,969,007	99.38%	9.96%
9.930% SERIES DUE 2013	7/25/1988	6/1/2013	25.0	5,000,000	38,741	4,961,259	99.23%	10.01%
9.970% SERIES DUE 2018	7/25/1988	6/1/2018	30.0	5,000,000	46,489	4,953,511	99.07%	10.07%
9.120% SERIES DUE 2010	1/12/1990	1/15/2010	20.0	20,000,000	165,853	19,834,147	99.17%	9.21%
9.290% SERIES DUE 2026	12/12/1991	9/15/1926	35.0	12,000,000	90,983	11,909,017	99.24%	9.36%
9.170% SERIES DUE 2021	12/12/1991	9/15/1921	25.5	8,000,000	44,192	7,955,808	99.45%	9.23%
9.170% SERIES DUE 2011	12/12/1991	9/15/2011	20.0	5,000,000	21,663	4,978,337	99.57%	9.22%
(R C) 9.53% SERIES DUE 2019	12/1/1989	12/1/2019	30.0	4,000,000	79,761	3,920,239	98.01%	9.74%
(R C) 6.375% SERIES DUE 2025	11/1/1993	10/1/2023	30.0	14,000,000	613,594	13,386,406	95.62%	6.72%
(Susq) 8.260% SERIES DUE 2022	11/1/1992	11/1/2022	30.0	1,500,000	46,566	1,453,434	96.90%	8.61%
(Shen) 9.500% SERIES DUE 2006	9/1/1986	9/1/2006	20.0	3,000,000	66,083	2,933,917	97.80%	9.75%
(Shen) 9.220% SERIES DUE 2019	11/1/1989	11/1/2019	30.0	3,500,000	110,278	3,389,722	96.85%	9.54%
(Shen) 1.000% SERIES DUE 2011	12/1/1991	11/30/2011	20.0	1,000,000	55,307	944,693	94.47%	1.32%
(Shen) 8.320% SERIES DUE 2022	11/1/1992	11/1/2022	30.0	3,500,000	63,651	3,436,349	98.18%	8.49%
(Shen) 8.140% SERIES DUE 2025	11/1/1995	11/1/2025	30.0	4,000,000	62,687	3,937,313	98.43%	8.28%
7.150% SERIES DUE 2008	4/1/1993	4/1/2008	10.0	22,000,000	205,647	21,794,353	99.07%	7.28%
MEDIUM TERM NOTES								
7.720% SERIES DUE 2025	5/19/1995	5/15/2025	30.0	15,000,000	160,429	14,839,571	98.93%	7.81%
6.820% SERIES DUE 2005	6/29/1995	6/15/2005	10.0	10,000,000	123,188	9,876,812	98.77%	6.99%
6.890% SERIES DUE 2015	12/19/1995	12/15/2015	20.0	12,000,000	128,343	11,871,657	98.93%	6.99%
6.990% SERIES DUE 2006	4/12/1996	4/15/2006	10.0	10,000,000	113,618	9,886,382	98.86%	7.15%
6.830% SERIES DUE 2003	11/9/1996	11/1/2003	7.0	10,000,000	86,952	9,913,048	99.13%	6.99%
7.470% SERIES DUE 2003	7/9/1996	7/1/2003	7.0	10,000,000	90,376	9,909,624	99.10%	7.64%
7.060% SERIES DUE 2004	3/12/1997	3/12/2004	7.0	10,000,000	86,952	9,913,048	99.13%	7.22%
6.750% SERIES DUE 2007	7/15/1997	8/15/2007	10.0	10,000,000	108,028	9,891,972	98.92%	6.83%
6.300% SERIES DUE 2002	10/15/1997	10/15/2002	5.0	10,000,000	75,976	9,924,024	99.24%	6.48%
6.140% SERIES DUE 2008	1/19/1998	2/1/2008	10.0	10,000,000	52,213	9,947,787	99.48%	6.21%
5.800% SERIES DUE 2003	1/19/1998	2/1/2003	5.0	10,000,000	128,811	9,871,189	98.71%	6.10%
5.850% SERIES DUE 2004	1/22/1999	2/1/2004	5.0	10,000,000	55,781	9,944,219	99.44%	5.98%
6.000% SERIES DUE 2004	4/27/1999	5/1/2004	5.0	15,000,000	157,732	14,842,268	98.95%	6.25%
7.400% SERIES DUE 2005	8/1/1999	8/1/2019	5.0	11,000,000	81,581	10,918,419	99.26%	7.46%
7.400% SERIES DUE 2005	10/7/1999	2/1/2005	5.0	15,000,000	123,226	14,876,774	99.18%	7.46%
UTMA NOTE								
9.000% NOTE DUE 2013	12/30/1992	12/31/2013	21.0	1,967,462	0	1,967,462	100.00%	9.00%
INDUSTRIAL DEVELOPMENT BONDS								
5.950% SERIES DUE 2002	6/1/1992	6/1/2002	5.5	4,000,000	122,006	3,877,994	96.95%	6.62%
6.500% SERIES DUE 2008	6/1/1992	6/1/2008	14.5	3,200,000	239,696	2,960,304	92.51%	7.35%
3.33% BRISTOL PENNVEST DUE 2019	8/1/1999	8/1/2019	20.0	5,600,978	17,560	5,583,418	99.69%	3.44%
3.237%-4.047% FERNHILL PENNVEST	8/8/2000	12/1/2020	20.0	666,808	0	666,808	100.00%	3.84%
3.237%-4.047% GLENSIDE PENNVEST	8/8/2000	12/1/2020	20.0	357,927	0	357,927	100.00%	3.84%
6.350% SERIES DUE 2025	8/3/1995	8/15/2025	20.0	22,000,000	665,402	21,334,598	96.98%	6.58%
(RC) 1.0%-1.349% PENNVEST	8/8/2000	12/1/2020	20.0	496,257	0	496,257	100.00%	1.26%
(Susq) 2.407%-3.631% PENNVEST	8/8/2000	12/1/2020	20.0	168,408	0	168,408	100.00%	3.33%
(Susq) 2.407%-3.631% PENNVEST	1/1/2001	1/1/2021	20.0	394,480	0	394,480	100.00%	3.33%
(Shen) 6.000% SERIES DUE 2030	6/28/2000	7/1/1930	30.0	18,360,000	736,946	17,623,054	95.99%	6.24%
6.000% SERIES DUE 2029	10/7/1999	6/1/2029	30.0	25,000,000	756,113	24,243,887	96.98%	6.19%

PHILADELPHIA SUBURBAN WATER COMPANY

DISTRIBUTION SYSTEM IMPROVEMENT CHARGE ("DSIC") CALCULATION

Acct	Description	July-Aug 2000 Actual	Sept-Nov 2000 Actual		Dec 2000 Actual	Jan 2001 Actual	Feb '01 Actual	Three Months To Date	Total To Date
322000	Main Cleaning & Relining	2,507,044	3,758,178		303,735	0	237,900	541,635	6,806,857
322000	Major Main Replacements	4,733,125	7,628,844		959,359	1,339,233	4,180,850	6,479,442	18,841,411
322000	Minor Changes in Mains	0	0		0	0	0	0	0
322000	Minor Main Replacements	322,864	379,508		126,747	156,636	117,210	400,593	1,102,965
322000	Tie in Dead End Mains	508,028	5,022,615		1,302,066	31,478	1,181,390	2,514,934	8,045,577
322000	Unreimbursed Imprvmts due to highway relocations	82,615	488,362		4,860	(16,898)	27,146	15,108	586,085
322000	Valve Replacement Program	84,419	216,677		16,804	12,687	50,035	79,526	380,622
323000	Repl Services	128,228	259,915		85,005	80,955	178,748	344,708	732,851
323000	Repl Services due to Main Rehabilitation	329,939	502,233		231,527	208,502	492,383	932,412	1,764,584
324000	Replacement Meters	292,370	593,498		196,552	186,709	245,850	629,111	1,514,979
325000	Replacement Fire Hydrants	179,045	307,621		46,522	59,052	170,526	276,100	762,766
TOTAL ADDITIONS		9,167,677	19,157,451	0	3,273,177	2,058,354	6,882,038	12,213,569	40,538,697

PHILADELPHIA SUBURBAN WATER COMPANY

DISTRIBUTION SYSTEM IMPROVEMENT CHARGE ("DSIC") CALCULATION

Acct	Description	Accumulated Depreciation Bal. 11/30/00	Quarterly Depr. On Prior Assets (1)	Quarterly Depr. on 9/00 - 11/00 Assets (2)	Accumulated Depreciation Bal. 11/31/00	Depr Rate	Quarterly Depreciation
322000	Main Cleaning & Relining	30,031	33,362	1,442	64,835	2.13%	36,247
322000	Major Main Replacements	32,197	36,468	9,557	78,222	1.18%	55,582
322000	Minor Changes in Mains	0	0	0	0	1.18%	0
322000	Minor Main Replacements	1,988	2,072	591	4,651	1.18%	3,254
322000	Tie in Dead End Mains	9,656	16,315	3,710	29,681	1.18%	23,734
322000	Unreimbursed Imprvmts due to highway relocations	1,086	1,684	22	2,792	1.18%	1,729
322000	Valve Replacement Program	1,199	1,536	203	2,938	2.04%	1,941
323000	Repl Services	1,523	1,834	814	4,171	1.89%	3,463
323000	Repl Services due to Main Rehabilitation	3,525	3,932	2,203	9,660	1.89%	8,338
324000	Replacement Meters	7,280	10,010	3,554	20,844	4.52%	17,119
325000	Replacement Fire Hydrants	1,879	2,166	614	4,659	1.78%	3,394
TOTAL		90,364	109,379	22,710	222,453		154,801

DOCUMENT
FOLDER

SECRET
APR 11 2001

(1) One Full Quarter's Depreciation.
(2) One Half Quarter Depreciation.

PHILADELPHIA SUBURBAN WATER COMPANY

DISTRIBUTION SYSTEM IMPROVEMENT CHARGE ("DSIC") CALCULATION

	DSIC EFFECTIVE
	4/1/2001
Applicable Additions	40,538,697
Less Accumulated Depreciation @ February 28, 2001	(222,453)
Net Rate Base Includable in DSIC Calculation	<u>40,316,244</u>
Annual Revenue Requirement Rate	12.50%
Quarterly Revenue Requirement Rate	3.1250%
Quarterly Capital Cost Recovery	<u>1,259,883</u>
Quarterly Depreciation Expense	154,801
Total Quarterly DSIC Revenue Requirement	<u>1,414,684</u>
2000 DSIC True-up [$\$55,676$ Over-collection + $\$9,829$ Interest = $(\$65,505)$ / 4 qtrs = $(\$16,376)$]	<u>(16,376)</u>
	1,398,308
Applicable Base Rate Revenue	48,271,101
DSIC RATE	2.90%

WEIGHTED COST OF CAPITAL AT 2/28/01:

	Proforma Per Books	Capital Structure	Cost Rate	Weighted Avg. Cost Rate	Tax Multiplier	Rev Req
Debt	352,843,056	51.51%	7.37%	3.80%		3.80%
Preferred	1,000,000	0.15%	4.78%	0.01%	1.709211797	0.02%
Equity	331,091,668	48.34%	10.50%	5.08%	1.709211797	8.68%
	<u>684,934,724</u>	<u>100.0%</u>		<u>8.89%</u>		<u>12.50%</u>

Note: The cost rate of debt and preferred stock are the Company's actual cost rates. The equity cost rate is the equity return rate calculated by the Commission staff and presented in the latest Quarterly Report on the Earnings of Jurisdictional Utilities. The tax multiplier is calculated as follows: $1/(1 - \text{Pa. Tax Rate}) \times (1 - \text{Fed. Tax Rate})$ where the Pa. tax rate is 9.99% and Fed. tax rate is 35%.

Philadelphia Suburban Water Company
DSIC Eligible Projects Closed To Utility Plant By Month

Category	Project Name	Auth	Acct	Dec. '00		Dec '00	Jan '01	Feb '01
				Correction				
Main Replacements	MR,695'-8",Swarthmore,Ridley Park	A1007608	322000			-	766	1,153
Main Replacements	MR,144'-8",North Ave,Upper Darby	A1007615	322000			6,622	-	-
Main Replacements	MR,1425'-8",Gayley Terr,Nether Providence	A1007616	322000			451	-	-
Main Replacements	MR,1880'-8",9th St,Eddystone	A1007628	322000			-	511	316
Main Replacements	MR,340'-8",Amosland,Ridley	A1007644	322000			547	-	-
Main Replacements	MR, 862'-8" Lafayette, Swarthmore	A1007646	322000			-	-	82,967
Main Replacements	MR, 675'-8" Sylvan, Glenolden	A1007647	322000			-	-	92,161
Main Replacements	MR, 680'-8" Sylvan Ave., Norwood	A1007648	322000			51,669	-	35,327
Main Replacements	MR, 2245'-8" Yale ave., Swarthmore	A1007651	322000			184,585	-	134,938
Main Replacements	MR, 8" Cedar Ave., Swarthmore	A1007652	322000			-	89,815	37,770
Main Replacements	MR,1170'-8",Llanerch,Haverford	A1007653	322000			-	-	6,171
Main Replacements	MR,Cypress,Fern,Rose,Cobbs Ck,Yeadon	A1007656	322000			-	-	232,039
Main Replacements	MR, Rockland & Longacre, Yeadon	A1007657	322000			-	-	10,887
Main Replacements	8" Princeton Ave, Swarthmore	A1007670	322000			-	-	137,310
Main Replacements	MR,4900'-12",Rutgers,Swarthmore	A1007671	322000			-	-	274,919
Main Replacements	MR, 900'-8" Crawford Rd., Lansdowne	A1007672	322000			-	50,868	55,671
Main Replacements	MR, 4030'-12" Ridley Creek, U Providence	A1007677	322000	5,997	Nov '00	-	322,294	229,610
Main Replacements	MR, 1810'-8" Fifth St, Darby	A1007680				-	-	208,460
Main Replacements	MR, 2290'-8" Sylvan Ave, Rutledge	A1007681				-	-	236,212
Main Replacements	MR, 1450'-8" Eighth Ave, Prospect Park	A1007682				-	-	146,757
Main Replacements	MR,12",Lancaster Ave,Lower Merion	B1006605	322000	55,058	Aug '00	1,123	40,936	2,721
Main Replacements	MR,Mt Pleasant,Lower Merion	B1006711	322000	31,652	July & Oct '00	-	-	-
Main Replacements	MR,400'-8",Wynnewood Rd,L Merion	B1006724	322000			386	-	-
Main Replacements	MR,8",Lakeside Ave,Easttown	B1006726	322000	9,200	Oct '00	-	-	-
Main Replacements	MR,Windermere Ave,Radnor	B1006727	322000	7,034	Oct '00	-	(2,099)	-
Main Replacements	MR,Dorset Rd,Easttown	B1006728	322000	28,624	Oct '00	-	-	-
Main Replacements	MR,4430'-12",Lancaster Ave,Tredyffrin	B1006730	322000			4,814	16,984	759
Main Replacements	IM, 2060'-8" E Conestoga Rd, Tredyffrin	B0706741	322000	32,740	July & Nov '00	-	-	-
Main Replacements	MR,2060'-8",E Conestoga,Tredyffrin	B1006741	322000			1,390	-	-
Main Replacements	MR,4300'-12",Lincoln Hgwy,Tredyffrin	B1006763	322000			69,173	21,349	45,531
Main Replacements	MR, 8" Bowman Rd., Lower Merion	B1006780	322000			-	212,999	160,020
Main Replacements	MR,3900'-8",Golf House Rd,Haverford	B1006781	322000			(2,609)	-	5,942
Main Replacements	MR,2200'-8",Roslyn Ave,Abington	C1005571	322000			-	-	78,740
Main Replacements	MR, 8" Second St at Center, Whitemarsh	C1005745	322000			-	-	55,117
Main Replacements	MR,Mill Rd,Cheltenham	C1005757	322000			32,510	-	-
Main Replacements	MR,Woodland Rd,Abington	C1005758	322000	34,677	Sept & Nov '00	-	-	48
Main Replacements	MR,1900'-8",Clarke,Bristol	C1005767	322000			128,172	1,071	135,775
Main Replacements	MR,6300'-8",Spring Ave,Abington	C1005768	322000			2,450	-	336
Main Replacements	MR,980'-8",Glenside,Cheltenham	C1005776	322000			16,475	372	46,511
Main Replacements	MR,1000'-8",Walnut,Jenkintown	C1005788	322000			-	-	27,618
Main Replacements	MR,625'-8",Maple Ave,Bristol	C1005790	322000			-	-	16,746
Main Replacements	MR,1180'-8" Eckert Ave, Abington	C1005793	322000			-	-	35,363
Main Replacements	MR, 85'-6" Limekiln, Cheltenham	C1005794	322000			-	89,183	52,643
Main Replacements	MR,2005'-8",Menlo Ave,Abington	C1005796	322000			-	-	38,187

Philadelphia Suburban Water Company
DSIC Eligible Projects Closed To Utility Plant By Month

Category	Project Name	Auth	Acct	Dec. '00		Dec '00	Jan '01	Feb '01
				Correction				
Main Replacements	MR, 3800'-8" Runnymede, Jenkintown	C1005798	322000			-	181,733	133,203
Main Replacements	MR, 1040'-8", Guernsey Ave, Abington	C1005803	322000			15,527	9,627	26,796
Main Replacements	MR, 915'-8", Bockius Ave, Abington	C1005807	322000			-	-	63,606
Main Replacements	MR, 1310'-8" Queen La, Springfield	C1005809	322000			-	40,111	44,136
Main Replacements	MR, 950'-8" Coventry La, Cheltenham	C1005810	322000			-	46,710	41,126
Main Replacements	MR, 1745'-8" Sunnybrook Rd, Springfield	C1005828	322000			-	-	99,961
Main Replacements	MR, 2175'-8" W Union, West Chester	D1001625	322000	212,100	Sept '00	-	-	-
Main Replacements	MR, 70'-8", Glen Ave, W Goshen	D1001753	322000	506	Nov '00	-	(19,099)	-
Main Replacements	MR, 450'-8", Wellington, W Goshen	D1002048	322000			832	-	170
Main Replacements	MR, 400'-8", S Georgia, W Goshen	D1002049	322000			7,253	-	172
Main Replacements	MR, 1530'-8" W Gay St, West Chester	D1002050	322000			-	173,724	2,777
Main Replacements	MR, 5173'-8", N Hills, W Goshen	D1002051	322000			20,401	10,814	7,415
Main Replacements	MR, 1430'-8", Darlington, W Chester	D1002060	322000			-	-	22,887
Main Replacements	MR, 1400'-8", E Washington, W Chester	D1002067	322000			-	50,564	37,561
				417,588		541,771	1,339,233	3,104,535
Tie - Ins	TM, 450'-8", Wayne, Aldan	A1607654	322000			933	-	-
Tie - Ins	TM, Cypress & Bailey, Yeadon	A1607656	322000				-	545
Tie - Ins	TM, Baily, Yeadon	A1607657	322000				-	42,891
Tie - Ins	TM, 3205'-16", Henderson Rd, Upp Merion	B1606695	322000				(331)	-
Tie - Ins	TM, 1100'-12", Providence Rd, Edgemont	B1606754	322000	1,496	Oct & Nov '00	887	-	-
Tie - Ins	MP, 3802'-8" Florida Park, Newtown Twp	B0806756	322000	114,586	Oct & Nov '00		-	-
Tie - Ins	TM, 450'-16", Bryn Mawr Ave, Radnor	B1606764	322000			5,798	-	-
Tie - Ins	LR, 835'-24" Maisfield Rd, Schuylkill Twp	B0606782	322000				13,953	-
Tie - Ins	MP, 100'-8" Ross Rd, Upper Merion	B0806794	322000			14,867	813	-
Tie - Ins	TM, 1025'-8" Church Rd, Easttown	B1606797	322000				27,249	67,002
Tie - Ins	TM, 50'-8", Apollo Rd, Plymouth	C1605512	322000				-	36,001
Tie - Ins	TM, Street Rd, Bensalem, Intercnn	C1605568	322000	(795)	Oct '00		-	-
Tie - Ins	TM, 580'-8", Heaton Rd, Lower Moreland	C1605761	322000			5,902	-	-
Tie - Ins	TM, 1060'-12" Gallagher Rd, Plymouth	C1605777	322000				-	174,452
Tie - Ins	MP, 900'-8" Rodman Ave, Abington	C0805791	322000	3,078	Sept & Nov '00		-	-
Tie - Ins	MP, 340'-8" Walker Ave., Abington	C0805802	322000	45,802	Nov '00		-	-
Tie - Ins	TM, 1200'-8", Huntingdon Rd, Abington	C1605806	322000				-	18,723
Tie - Ins	MP, 300'-8" Bath Rd, Bristol	C0805808	322000				4,944	-
Tie - Ins	TM, 1750'-12", Five Points, W Goshen	D1601609	322000			7,348	-	-
Tie - Ins	TM, 1400'-12", Ship Rd, W Whiteland	D1601757	322000				430	1,150
Tie - Ins	MP, 600'-8" Conner Rd., E Bradford Twp	D0801758	322000	24,325	Sept '00		407	-
Tie - Ins	LR, 8" New St., West Goshen	D0601759	322000	18,913	Sept & Nov '00		-	-
Tie - Ins	TM, 1645'-12", S New St, Westtown	D1602052	322000			4,778	-	-
Tie - Ins	TM, Unionville Rd, E Marlborough	D1602054	322000				-	385
Tie - Ins	TM, 1100'-12", Burke Rd, W Whiteland	D1602061	322000				-	35,388
Tie - Ins	TM, Ashbridge, W Goshen	D1602064	322000				-	398,029
Tie - Ins	TM, 270'-8", Stanton, Westtown	D1602068	322000				-	7,553
Tie - Ins	TM, 335'-8", Morris Rd, W Goshen	D1602069	322000				-	1,170

Philadelphia Suburban Water Company
DSIC Eligible Projects Closed To Utility Plant By Month

Category	Project Name	Auth	Acct	Dec. '00		Dec '00	Jan '01	Feb '01
				Correction				
Tie - Ins	TM,335'-8",Circle Ave,W Goshen	D1602070	322000				-	12,004
Tie - Ins	IM, 225'-8" West Chester Pike, W Goshen	D0702152	322000	43,697	Sept '00		-	-
Tie - Ins	TM,225'-8",WC Pk,W Goshen	D1602152	322000				(2,048)	-
Tie - Ins	TM,442'-8",Strasburg,E Goshen	D1602153	322000			2,632	195	764
Tie - Ins	TM,3880'-12",Unionville,E Marlborough	D1602154	322000	84,895	Oct '00	(4,280)	322	-
Tie - Ins	TM, 2050'-12" Boot Rd, w Whiteland	D1602159					-	166,199
Tie - Ins	TM, 695'-8" Susan Dr, W Goshen.	D1602160					-	29,212
				335,997		38,865	45,934	991,468
Main Cleaning & Lining	MC,7300'-6",Jansen,Tinicum	A2000983	322000				-	61,779
Main Cleaning & Lining	MC,17200'-6",Ormand Ave,Drexel Hill	A2001428	322000	58,830	Sept & Nov '00		-	2,461
Main Cleaning & Lining	MC,4700'-6",Bartlett Ave,Sharon Hill	A2001512	322000	30,843	Sept '00		-	-
Main Cleaning & Lining	MC,Dorchester Rd,Haverford	A2001751	322000	17,578	Oct & Nov '00		-	-
Main Cleaning & Lining	MC,Sherbrook Blvd,Upper Darby	A2001979	322000	4,338	Oct '00	322	-	-
Main Cleaning & Lining	MC, 770'-6" Tyson Rd, Newtown Twp	A2001983	322000				-	46,203
Main Cleaning & Lining	MC,Prefim,Radnor Rd,Radnor	B2000043	322000	(35,118)	Oct '00		-	-
Main Cleaning & Lining	MC,3',Ladsley Rd,Lower Merion	B2000616	322000	127,792	Oct '00	71,843	-	-
Main Cleaning & Lining	MC,13600'-6"CI,Alnwick,Bryn Athyn	C2000844	322000	58,473	Oct '00	58,749	-	-
Main Cleaning & Lining	MC,6"CI,Preston Lane,Upper Moreland	C2009197	322000	(89,915)	Oct '00		-	127,457
				172,821		130,914	-	237,900
Minor Main Replacements			322000			126,747	156,636	117,210
						126,747	156,636	117,210
Main Replacement (Highway)	HR, Holmes & Grand, Ridley Twp	A3207678	322000			2,215	-	-
Main Replacement (Highway)	HR, Holmes Ave, Ridley	A3207679	322000			3,536	-	257
Main Replacement (Highway)	HR,350'-16",Rt 252,Tredyffrin	B3206733	322000				-	23,789
Main Replacement (Highway)	HR,500'-12",Easton,Cheltenham	C3205789	322000			(389)	(14,849)	3,100
Main Replacement (Highway)	HR,640'-16",Old Rogers Rd,Bristol Boro	C3205805	322000			(502)	(2,049)	-
						4,860	(16,898)	27,146
Valve Replacement Program			322000			16,804	12,687	24,707
						16,804	12,687	24,707
Other Main Work	OM, 5350'-16" Rt 401 & 202, E Whiteland	B9806692	322000			65,844	12,418	163,337
Other Main Work	OM,Inst 15300'-20",Sidley Hill,Schuykill	B9806704	322000			24,160	1,658	4,655
Other Main Work	OM, Inst 140' 20" Sidley Hill, Schuylkill	B9806705	322000				(492)	-
Other Main Work	OM, 5800'-12" Delchester Rd, Edgmont Twp	B9906725	322000	543,875	Sept '00		3,003	-
Other Main Work	OM,Inst 700'-20",Pickering,Sidley Hill	B9806753	322000			82,909	1,461	13,815
Other Main Work	OM, Replace PRV & Pit North Rd, Springfiel	13494	322000	91,649	Sept '00		(27,214)	-
Other Main Work	OM, 1200'-8" Birdell Rd., Honeybrook	D9901741	322000	69,596	Sept '00			-
Other Main Work	OM,Design 16" Express Line,Park Ave,Bens	C9805771	322000			49,171	(5,290)	8,115

Philadelphia Suburban Water Company
DSIC Eligible Projects Closed To Utility Plant By Month

Category	Project Name	Auth	Acct	Dec. '00 Correction	Dec '00	Jan '01	Feb '01
				705,120	222,084	(14,456)	189,922
Replacement Meters				-	196,552	186,709	204,284
				-	196,552	186,709	204,284
Service Renewals - Worn Out in Service			323000	-	85,005	80,955	49,861
				-	85,005	80,955	49,861
Service Renewals - Main Rehabilitation			323000	-	231,527	208,502	492,383
				-	231,527	208,502	492,383
Fire Hydrants	Relocates/Replace		325000		20,166	34,384	46,050
Fire Hydrants	No Drain		325000		26,281	24,668	92,425
Fire Hydrants	2 Way Replacements		325000		75	-	-
				-	46,522	59,052	138,475
GRAND TOTAL				<u>1,631,526</u>	<u>1,641,651</u>	<u>2,058,354</u>	<u>5,577,891</u>

Roaring Creek

Consumers Water Company - Roaring Creek Division
 DSIC Eligible Projects Closed To Utility Plant By Month

Category	Project Name	Auth	Acct	Dec '00	Jan '01	Feb '01
Main Replacements	8" Main North St	26025110001	3310	0	0	76,731
Main Replacements	8" Main Klins Dam	26025110004	3310	0	0	76
Main Replacements	12" Main SR 54 Elysburg	26025110005	3310	0	0	340,414
Main Replacements	8" Main Upper RR St	26025110006	3310	0	0	77,228
Main Replacements	8" Main Springfield	26025110007	3310	0	0	487
Main Replacements	8" Main Tulip St	26025110009	3310	0	0	1,280
Main Replacements	8" Main Beech & Seventh St	26025110010	3310	0	0	44
Main Replacements	8" Main Spruce & Second St	26025110011	3310	0	0	44
Main Replacements	8" Main Biddle St	26025110012	3310	0	0	22
Main Replacements	6" Main Merriam Rd	26025125001	3310	0	0	1,212
Main Replacements	6" Main SR54	26025125002	3310	0	0	2,599
Main Replacements	6" Main Fifth & Market Sts	26025125003	3310	0	0	423
Main Replacements	6" Main Centre St	26025125004	3310	0	0	660
Main Replacements	3" Main Second St & Girardville Rd	26025125005	3310	0	0	90
Main Replacements	4" Main Ogden St	26025125006	3310	0	0	1,180
Main Replacements	6" Main Locust St	26025125007	3310	0	0	3,290
Main Replacements	6" Main W Fifth St	26025125008	3310	0	0	605
Main Replacements	8" Main Fig St	26025125009	3310	0	0	3,591
Main Replacements	8" Main Aristes	260251251001	3310	0	0	1,703
Main Replacements	6" Main Cherry & Hemlock St	260251251002	3310	0	0	2,820
				0	0	514,499
Valve Replacement Program			3310	0	0	5,476
				0	0	5,476
Replacement Meters			3340	0	0	0
				0	0	0
Service Renewals - Worn Out in Service			3330	0	0	7,841
				0	0	7,841
Fire Hydrants	Relocates/Replace		3350	0	0	1,035
				0	0	1,035
			GRAND TOTAL	0	0	528,851

Susquehanna

Consumers Water Company - Susquehanna Division
 DSIC Eligible Projects Closed To Utility Plant By Month

Category	Project Name	Auth	Acct	Dec '00	Jan '01	Feb '01
Main Replacements	6" Main Shepperd Rd	270251050001	3310	0	0	21,910
Main Replacements	Main Frederick St	270251050002	3310	0	0	16,160
Main Replacements	Main PA Ave	270251050003	3310	0	0	19,863
Main Replacements	Main Shepperd Rd	270251980006	3310	0	0	13,432
				0	0	71,365
Valve Replacement Program			3310	0	0	3,434
				0	0	3,434
Replacement Meters			3340	0	0	0
				0	0	0
Service Renewals - Worn Out in Service			3330	0	0	0
				0	0	0
Fire Hydrants	Relocates/Replace		3350	0	0	0
				0	0	0
			GRAND TOTAL	0	0	74,799

Shenango

Consumers Water Company - Shenango Division
 DSIC Eligible Projects Closed To Utility Plant By Month

Category	Project Name	Auth	Acct	Dec '00	Jan '01	Feb '01
Main Replacements	Main Stanbaugh Ave	28020110001	3310	0	0	5,794
Main Replacements	6" Main Council Ave at Broadway	28020110002	3310	0	0	363
Main Replacements	6" Main Council Ave	28020110003	3310	0	0	413
Main Replacements	16" Main Council Ave	28020110004	3310	0	0	19,196
Main Replacements	12" Main Freedland Rd	28020110005	3310	0	0	15,260
Main Replacements	8" Main Council & Clinton	28020110009	3310	0	0	1,432
Main Replacements	12" Main Stambaugh Ave	28020110012	3310	0	0	115,962
Main Replacements	8" Main Stambaugh Ave	28020110013	3310	0	0	3,161
Main Replacements	6" Main Stambaugh Ave	28020110014	3310	0	0	1,754
Main Replacements	12" Valves Stambaugh Ave	28020110015	3310	0	0	9,434
Main Replacements	8" Valves Stambaugh Ave	28020110016	3310	0	0	1,057
Main Replacements	6" Valves Stambaugh Ave	28020110017	3310	0	0	1,306
Main Replacements	12" Main North Pitt	28020111001	3310	0	0	204,076
Main Replacements	Main Boyd St	28020111002	3310	0	0	30,296
Main Replacements	8" Main North Pitt	28020111004	3310	0	0	13,225
Main Replacements	Main North Pitt	28021150018	3310	0	0	19,757
Main Replacements	Main Riddell at Balm	28021160001	3310	0	0	4,117
Main Replacements	8" Main Morton St	28021160002	3310	0	0	401
Main Replacements	8" Main West Noth St	28021160003	3310	0	0	401
Main Replacements	Main Morton St at Canal St	28021160004	3310	0	0	1,461
Main Replacements	Main Balm St	28021160010	3310	0	0	893
Main Replacements	Main East State St	28021250001	3310	0	0	5,607
Main Replacements	Main Capital Court	28021250002	3310	0	0	6,727
Main Replacements	Main Hedge Place	28021250003	3310	0	0	170
Main Replacements	Main Pearl St	28021250008	3310	0	0	1,767
Main Replacements	Main Route 18	28021250020	3310	0	0	3,856
Main Replacements	Main Lee Ave	28021250027	3310	0	0	1,601
Main Replacements	Main Tanner St	28021250028	3310	0	0	1,444
Main Replacements	Main Wengler St	28021251001	3310	0	0	4,146
Main Replacements	Main Woodland Ave	28021251002	3310	0	0	2,504
Main Replacements	Main East State St at Autozone	28021251003	3310	0	0	6,845
Main Replacements	Main Smith Ave	28021251004	3310	0	0	1,992
Main Replacements	Main Kennedy St	28021251005	3310	0	0	1,171
Main Replacements	Main Clarksville Rd	28021251006	3310	0	0	1,452
Main Replacements	Main Farrell Terrace	28021251007	3310	0	0	1,410
				0	0	490,451
Valve Replacement Program			3310	0	0	16,418
				0	0	16,418
Replacement Meters			3340	0	0	41,566
				0	0	41,566
Service Renewals - Worn Out in Service			3330	0	0	121,046
				0	0	121,046
Fire Hydrants	Relocates/Replace		3350	0	0	31,016
				0	0	31,016
			GRAND TOTAL	0	0	700,497

OALJ Hearing Report

Please Check Those Blocks Which Apply

Docket No.:	I-00000088	Prehearing Held:	<input checked="" type="checkbox"/>	<input type="checkbox"/>
Case Name:	Investigation Upon the Commission's Own Motion	Hearing Held:	<input checked="" type="checkbox"/>	<input type="checkbox"/>
		Testimony Taken:	<input checked="" type="checkbox"/>	<input type="checkbox"/>
		Transcript Due:	<input checked="" type="checkbox"/>	<input type="checkbox"/>
		Hearing Concluded:	<input checked="" type="checkbox"/>	<input type="checkbox"/>
Location:	Harrisburg	Further Hearing Needed:	<input type="checkbox"/>	<input checked="" type="checkbox"/>
Date:	March 27, 2001	Estimated Add'l Days:		
ALJ:	George M. Kashi	RECORD CLOSED:	<input type="checkbox"/>	<input checked="" type="checkbox"/>
Reporting Firm:	Commonwealth Reporting	DATE:	Receipt of Xscript	
		Briefs to be Filed:	<input checked="" type="checkbox"/>	<input type="checkbox"/>
		DATE:	40 B 30 days from VS RB 15 days	
		Bench Decision:	<input type="checkbox"/>	<input checked="" type="checkbox"/>
<p style="text-align: center; font-weight: bold; font-size: 1.2em;">DOCKETED</p> <p style="text-align: center;">APR 04 2001</p>		REMARKS:	AMSBK - NO 9/100 - They had notice. Called counsel. Pmpo Order + Close Record Order upon Receipt of Xscript	

01 APR -2 PM 12:30
RECEIVED
SECRETARY'S BUREAU

PLEASE PRINT CLEARLY - Incomplete Information may result in delay of processing.

Name and Telephone Number	Address	Who are you representing?
DAVID SALAPA Telephone: (717) 763-2840	P.O. Box 3265 City: HARRISBURG State: PA Zip: 17105-3265	PA. P.O.C. BUREAU OF TRANSPORTATION & SAFETY
Gina M. D'Amico Telephone: 717-787-3128	P.O. Box 8212 City: HDG State: PA Zip: 17105-8212	PA DOT
Benjamin C. Dunlap, Jr. Nauman, Smith, Slissler & Hall, LLP Telephone: (717) 236-3010	200 N. Third Street P.O. Box 840 City: Harrisburg State: PA Zip: 17108	Norfolk Southern Railway Company + Consolidated Rail Corporation
	E-mail Address: dalfoeg@dot.state.pa.us	Fax Number: 717-772-2741
	E-mail Address: bdunlapjr@nsh.com	Fax Number: (717) 234-1925

Check this box if additional parties or attendees appear on back of form.


 Reporter's Signature

Note: Completion of this form does not constitute an entry of appearance, see 52 Pa. Code §§1.24 and 1.25.

Name and Telephone Number	Address			Who are you representing?
Kenneth Ziclonis Stevens & Lee	208 W. Third St. Suite 310 City: Hbg State: Pa Zip: 17101			Lancaster County
Telephone: 717-234-1250	E-mail Address: kz@stevenslee.com			Fax Number: 717-234-1935
Elizabeth A. Hambrick-Stowe	28 Penn Square City: Lancaster State: PA Zip: 17603			E. Hempfield Township
Telephone: 717-509-7275	E-mail Address: ehs@bbt-law.com			Fax Number: 717-299-9529
	City: State: Zip:			
Telephone:	E-mail Address:			Fax Number:
	City: State: Zip:			
Telephone:	E-mail Address:			Fax Number:
	City: State: Zip:			
Telephone:	E-mail Address:			Fax Number:
	City: State: Zip:			
Telephone:	E-mail Address:			Fax Number:
	City: State: Zip:			
Telephone:	E-mail Address:			Fax Number:
	City: State: Zip:			
Telephone:	E-mail Address:			Fax Number:

Note: Completion of this form does not constitute an entry of appearance, see 52 Pa. Code §§1.24 and 1.25.

762 W. Lancaster Avenue
Bryn Mawr, Pennsylvania
19010-3489

610.525.1400

ORIGINAL RECEIVED

Philadelphia
Suburban
Water Company

JUN 19 2001

PA PUBLIC UTILITY COMMISSION
SECRETARY'S BUREAU

DOCUMENT
FOLDER

June 20, 2001

P. 00961036

James J. McNulty, Secretary
Pennsylvania Public Utility Commission
Two North Keystone Commonwealth Building
North Street
Harrisburg, PA 17120


Re: Quarterly Distribution System Improvement Charge (DSIC)

Dear Secretary McNulty:

Enclosed are eight copies of PSW's Consolidated PA DSIC filing. As noted in the PUC Order, these documents are also being served on the Office of Consumer Advocate, the Office of Trial Staff and the Office of Small Business Advocate. PSW is also serving these documents to the PUC Bureau of Audits.

If you have any questions regarding this filing, please contact me at (610) 645-1130.

Sincerely,



Robert M. Griffin
Manager of Regulatory Accounting

RMG/
Certificate of Service

63



PHILADELPHIA SUBURBAN WATER COMPANY
CERTIFICATE OF SERVICE

BEFORE THE
PENNSYLVANIA PUBLIC UTILITY COMMISSION

PHILADELPHIA SUBURBAN
WATER COMPANY

:
:
:
:
:

Distribution System
Improvement Charge (DSIC)
Filing

CERTIFICATE OF SERVICE

I hereby certify that I have this day filed PSW's DSIC update and supporting workpapers with the PA Public Utility Commission and upon the person(s) and in the manner indicated below:

VIA FEDERAL EXPRESS

Irwin A. Popowsky, Esq.
Office of Consumer Advocate
555 Walnut Avenue, Fifth Floor
Forum Place
Harrisburg, PA 17101-1921

Charles Hoffman, Director
Office of Trial Staff
Keystone Commonwealth Building
North Street
Harrisburg, PA 17102

Thomas P. Gadsden, Esq.
Morgan, Lewis & Bockius
1701 Market Street
Philadelphia, PA 19103-2921
(via first class mail)

Bernard A. Ryan, Esq.
Office of Small Business Advocate
Suite 1102, Commerce Bldg.
300 N. Second Street
Harrisburg, PA 17101-1921


Glenn Bartron, Director
Bureau of Audits
Keystone Commonwealth Building
North Street
Harrisburg, PA 17102

RECEIVED

JUN 19 2001

PA PUBLIC UTILITY COMMISSION
SECRETARY'S BUREAU

Dated: June 20, 2001



Robert M. Griffin
Manager of Regulatory Accounting

LIST OF CHANGES MADE BY THIS TARIFF

Changes: This tariff updates the Distribution System Improvement Charge (DSIC) on page 20 (Seventeenth Revised) of the Company's tariff, effective July 1, 2001, as approved by the Commission at Docket No. P-00961036 on August 26, 1996.

ISSUED: June 20, 2001

-1A-

EFFECTIVE: July 1, 2001

<u>Index</u>	<u>Page</u>	
RATES AND RULES	1	Supplement No. 32
LIST OF CHANGES MADE BY THIS TARIFF	1A	Thirtieth Revised
INDEX	2	Thirtieth Revised
INDEX	2A	Twenty Fifth Revised
DESCRIPTION OF TERRITORY SERVED	3	Sixth Revised
DESCRIPTION OF TERRITORY SERVED	3A	Eighth Revised
DESCRIPTION OF TERRITORY SERVED	3B	First Revised
 SCHEDULE OF RATES:		
Meter Service-PSW Main Division	4	Third Revised
Rates for Water Consumed-PSW Main Division	4	Third Revised
Rates for Water Consumed-PSW Main Division	4A	Third Revised
Fire Service-PSW Main Division	4B	Fifth Revised
Meter Service-Uwchlan Division	5	Third Revised
Rates for Water Consumed-Uwchlan Division	5	Third Revised
Rates for Water Consumed-Uwchlan Division	5A	Third Revised
Fire Service-Uwchlan Division	5B	Third Revised
Meter Service-W. Whiteland Division	6	Third Revised
Rates for Water Consumed-W. Whiteland Division	6	Third Revised
Rates for Water Consumed-W. Whiteland Division	6A	Third Revised
Fire Service-W. Whiteland Division	6B	Third Revised
Meter Service - Media Division	7	Third Revised
Rates for Water Consumed - Media Division	7	Third Revised
Rates for Water Consumed - Media Division	7A	Third Revised
Fire Service - Media Division	7B	Third Revised
Meter Service-Bensalem Division	7C	Original
Rates for Water Consumed-Bensalem Division	7C	Original
Fire Service-Bensalem Division	7D	Original
Meter Service - Fulmor Heights Division	7E	Original
Rates for Water Consumed - Fulmor Heights Division	7E	Original
Fire Service - Fulmor Heights Division	7F	Original
Meter Service - Perkiomen Division	8	Third Revised
Rates for Water Consumed - Perkiomen Division	8	Third Revised
Rates for Water Consumed - Perkiomen Division	8A	Third Revised
Fire Service - Perkiomen Division	8B	Third Revised
Meter Service - Bradford Glen Division	9	Third Revised
Rates for Water Consumed - Bradford Glen Division	9	Third Revised
Rates for Water Consumed - Bradford Glen Division	9A	Third Revised
Fire Service - Bradford Glen Division	9B	Third Revised
Meter Service - Little Washington Division	10	Third Revised
Rates for Water Consumed - Little Washington Division	10	Third Revised
Rates for Water Consumed - Little Washington Division	10A	Third Revised
Fire Service - Little Washington Division	10B	Third Revised
Meter Service - Bristol Division	11	Third Revised
Rates for Water Consumed - Bristol Division	11	Third Revised
Rates for Water Consumed - Bristol Division	11A	Third Revised
Fire Service - Bristol Division	11B	Third Revised
Meter Service - Peddlers View Division	12	Third Revised
Rates for Water Consumed - Peddlers View Division	12	Third Revised
Rates for Water Consumed - Peddlers View Division	12A	Third Revised
Fire Service - Peddlers View Division	12B	Third Revised

<u>I N D E X</u>	<u>P A G E</u>
Meter Service - West Chester Division	13 Second Revised
Rates for Water Consumed - West Chester Division	13 Second Revised
Rates for Water Consumed - West Chester Division	13A Second Revised
Fire Service - West Chester Division	13B Second Revised
Meter Service - Chatwood Division	13C Original
Rates for Water Consumed - Chatwood Division	13C Original
Meter Service - Flying Hills Division	14 Second Revised
Rates for Water Consumed - Flying Hills Division	14 Second Revised
Rates for Water Consumed - Flying Hills Division	14A Second Revised
Fire Service - Flying Hills Division	14B Second Revised
Meter Service - Consumers Roaring Creek Division	15 Second Revised
Rates for Water Consumed - Consumers Roaring Creek Division	15 Second Revised
Rates for Water Consumed - Consumers Roaring Creek Division	15A Second Revised
Fire Service - Consumers Roaring Creek Division	15B Second Revised
Meter Service - Consumers Susquehanna Division	16 Second Revised
Rates for Water Consumed - Consumers Susquehanna Division	16 Second Revised
Rates for Water Consumed - Consumers Susquehanna Division	16A Second Revised
Fire Service - Consumers Susquehanna Division	16B Second Revised
Meter Service - Consumers Shenango Division	17 Second Revised
Rates for Water Consumed - Consumers Shenango Division	17 Second Revised
Rates for Water Consumed - Consumers Shenango Division	17A Second Revised
Fire Service - Consumers Shenango Division	17B Second Revised
Industrial Standby Rate	18 First Revised
Industrial Standby Rate	18A First Revised
Industrial Standby Rate	18B First Revised
Resale and Electric Generation Standby Rate	18C First Revised
Resale and Electric Generation Standby Rate	18D First Revised
Resale and Electric Generation Standby Rate	18E First Revised
Rider DIS - Demand Based Industrial Service	19 First Revised
Rider DRS - Demand Based Resale Service	19A First Revised
Rider EGS - Electric Generation Service	19B First Revised
Rider OPI - Off Peak/Interruptible Service	19C Original
Rider OPI - Off Peak/Interruptible Service	19D Original
State Tax Surcharge Applicable to All Rates	20 Seventeenth Revised
Distribution System Improvement Charge	20A First Revised
Distribution System Improvement Charge	20B Second Revised
Distribution System Improvement Charge	20C First Revised
 RULES AND REGULATIONS	
Introduction	21 Second Revised
Classes of General Metered Service & Definitions	22 Second Revised
Application of Service	25 First Revised
Deposits & Bill Payments	26 Second Revised
Service Connections	28 First Revised
Meters & Meter Locations	31 First Revised
Building Construction Service; Metered Fire Service	34 First Revised
Unmetered Fire Service	35 First Revised
Responsibility for Service; System Inspection and Integrity	37 Third Revised
Cross-Connection Control	38 First Revised
Termination of Service	39 First Revised
Water Conservation and Drought Emergency	40 First Revised
Main Extensions	41 First Revised
Main Extensions For Bona Fide Applicants	42 First Revised
Main Extensions and Services by Builder	46 First Revised

R I D E R
STATE TAX SURCHARGE APPLICABLE TO ALL RATES

In addition to the net charges provided for in this Tariff, a surcharge of (0.35%) will apply to all service rendered on and after April 1, 2001

The above surcharge will be recomputed, using the same elements prescribed by the Commission:

- (a) Whenever any of the tax rates used in the calculation of the surcharge are changed;
- (b) Whenever the utility makes effective increased or decreased rates; and
- (c) On March 31, 1971, and each year thereafter.

The above recalculation will be submitted to the Commission within 10 days after the occurrence of the event or date which occasioned such recomputation; and if the recomputed surcharge is less than the one in effect, the utility will, and if the recomputed surcharge is more than the one in effect, the utility may, submit with such recomputation a tariff or supplement to reflect such recomputed surcharge, the effective date of which shall be 10 days after filing.

DISTRIBUTION SYSTEM IMPROVEMENT CHARGE (DSIC) (I)

In addition to the net charges provided for in this Tariff, a surcharge of 3.57 % will apply to all service, excluding public fire hydrants, rendered on or after July 1, 2001

I. General Description

Purpose: To recover the fixed costs (depreciation and pre-tax return) of certain non-revenue producing, non-expense reducing distribution system improvement projects completed and placed in service and to be recorded in the individual accounts, as noted below, between base rate cases and to provide the Company with the resources to accelerate the replacement of its aging water distribution infrastructure, to comply with evolving regulatory requirements imposed by the Safe Drinking Water Act and to develop and implement solutions to regional water supply problems. Company projects receiving PENNVEST funding are not DSIC - eligible property.

Eligible Property: The DSIC-eligible property will consist of the following:

services (account 323), meters (account 324) and hydrants (account 325) installed as in-kind replacements for customers;

mains and valves (account 322) installed as replacements for existing facilities that have worn out, are in deteriorated condition, or upgraded to meet Chapter 65 regulations of Title 52;

main extensions (account 322) installed to eliminate dead ends and to implement solutions to regional water supply problems that have been documented as presenting a significant health and safety concern for customers currently receiving service from the Company or the acquired Company;

(I) Indicates Increase

PHILADELPHIA SUBURBAN WATER COMPANY

DISTRIBUTION SYSTEM IMPROVEMENT CHARGE ("DSIC") CALCULATION

Acct	Description	July-Aug 2000 Actual	Sept-Nov 2000 Actual	Dec '00-Feb '01 Actual	Mar 2001 Actual	Apr 2001 Actual	May 2001 Actual	Three Months To Date	Total To Date
322000	Main Cleaning & Relining	2,507,044	3,758,178	541,635	2,131	21,853	2,102,877	2,126,861	8,933,718
322000	Major Main Replacements	4,733,125	7,628,844	6,479,442	269,696	1,232,742	3,923,024	5,425,462	24,266,873
322000	Minor Changes in Mains	0	0	0	0	0	0	0	0
322000	Minor Main Replacements	322,864	379,508	400,593	73,534	116,905	201,484	391,923	1,494,888
322000	Tie in Dead End Mains	508,028	5,022,615	2,514,934	87,183	111,836	1,032,036	1,231,055	9,276,632
322000	Unreimbursed Imprvmts due to highway relocations	82,615	488,362	15,108	259	114,043	411,118	525,420	1,111,505
322000	Valve Replacement Program	84,419	216,677	79,526	29,649	40,778	43,037	113,464	494,086
323000	Repl Services	128,228	259,915	344,708	39,727	91,971	239,162	370,860	1,103,701
323000	Repl Services due to Main Rehabilitation	329,939	502,233	932,412	292,435	208,365	420,031	920,831	2,685,415
324000	Replacement Meters	292,370	593,498	629,111	251,509	170,008	312,074	733,591	2,248,570
325000	Replacement Fire Hydrants	179,045	307,621	276,100	118,015	80,282	147,581	345,878	1,108,644
TOTAL ADDITIONS		9,167,677	19,157,451	12,213,569	1,164,138	2,188,783	8,832,424	12,185,345	52,724,042

PHILADELPHIA SUBURBAN WATER COMPANY

DISTRIBUTION SYSTEM IMPROVEMENT CHARGE ("DSIC") CALCULATION

Acct	Description	Accumulated Depreciation Bal. 2/28/01	Quarterly Depr. On Prior Assets (1)	Quarterly Depr. on 3/01 - 5/01 Assets (2)	Accumulated Depreciation Bal. 5/31/01	Depr Rate	Quarterly Depreciation
322000	Main Cleaning & Relining	64,835	36,247	5,663	106,745	2.13%	47,572
322000	Major Main Replacements	78,222	55,582	8,003	141,807	1.18%	71,587
322000	Minor Changes in Mains	0	0	0	0	1.18%	0
322000	Minor Main Replacements	4,651	3,254	578	8,483	1.18%	4,410
322000	Tie in Dead End Mains	29,681	23,734	1,816	55,231	1.18%	27,366
322000	Unreimbursed Imprvmts due to highway relocations	2,792	1,729	775	5,296	1.18%	3,279
322000	Valve Replacement Program	2,938	1,941	289	5,168	2.04%	2,520
323000	Repl Services	4,171	3,463	876	8,510	1.89%	5,215
323000	Repl Services due to Main Rehabilitation	9,660	8,338	2,175	20,173	1.89%	12,689
324000	Replacement Meters	20,844	17,119	4,145	42,108	4.52%	25,409
325000	Replacement Fire Hydrants	4,659	3,394	770	8,823	1.78%	4,933
TOTAL		222,453	154,801	25,090	402,344		204,980

(1) One Full Quarter's Depreciation.

(2) One Half Quarter Depreciation.

PHILADELPHIA SUBURBAN WATER COMPANY

DISTRIBUTION SYSTEM IMPROVEMENT CHARGE ("DSIC") CALCULATION

	DSIC EFFECTIVE
	7/1/2001
Applicable Additions	52,724,042
Less Accumulated Depreciation @ May 31, 2001	(402,344)
Net Rate Base Includable in DSIC Calculation	<u>52,321,698</u>
Annual Revenue Requirement Rate	12.51%
Quarterly Revenue Requirement Rate	3.1275%
Quarterly Capital Cost Recovery	<u>1,636,361</u>
Quarterly Depreciation Expense	<u>204,980</u>
Total Quarterly DSIC Revenue Requirement	1,841,341
2000 DSIC True-up [\$55,676 Over-collection + \$9,829 Interest = (\$65,505) / 4 qtrs = (\$16,376)]	<u>(16,376)</u>
	1,824,965
Applicable Base Rate Revenue	51,183,597
DSIC RATE	3.57%

WEIGHTED COST OF CAPITAL AT 5/31/01:

	Proforma Per Books	Capital Structure	Cost Rate	Weighted Avg. Cost Rate	Tax Multiplier	Rev Req
Debt	352,824,808	51.19%	7.35%	3.76%		3.76%
Preferred	1,000,000	0.15%	4.78%	0.01%	1.709211797	0.02%
Equity	335,385,580	48.66%	10.50%	5.11%	1.709211797	8.73%
	<u>689,210,388</u>	<u>100.0%</u>		<u>8.88%</u>		<u>12.51%</u>

Note: The cost rate of debt and preferred stock are the Company's actual cost rates. The equity cost rate is the equity return rate calculated by the Commission staff and presented in the latest Quarterly Report on the Earnings of Jurisdictional Utilities. The tax multiplier is calculated as follows: $1 / [(1 - Pa. Tax Rate) \times (1 - Fed. Tax Rate)]$ where the Pa. tax rate is 9.99% and Fed. tax rate is 35%.

PHILADELPHIA SUBURBAN WATER COMPANY
COMPONENT COST OF TOTAL DEBT OUTSTANDING
PRO-FORMA AT MAY 31, 2001

SERIES	AMOUNT OUTSTANDING	PERCENT TO TOTAL	EFFECTIVE INT RATE	WEIGHTED INT RATE	ANNUAL INT COST
FIRST MORTGAGE BONDS					
9.890% SERIES DUE 2008	5,000,000	1.41%	9.96%	0.14%	
9.930% SERIES DUE 2013	5,000,000	1.41%	10.01%	0.14%	
9.970% SERIES DUE 2018	5,000,000	1.41%	10.07%	0.14%	
9.120% SERIES DUE 2010	20,000,000	5.64%	9.21%	0.52%	
9.290% SERIES DUE 2026	12,000,000	3.38%	9.36%	0.32%	
9.170% SERIES DUE 2021	8,000,000	2.26%	9.23%	0.21%	
9.170% SERIES DUE 2011	5,000,000	1.41%	9.22%	0.13%	
(R C) 9.53% SERIES DUE 2019	4,000,000	1.13%	9.74%	0.11%	
(R C) 6.375% SERIES DUE 2025	14,000,000	3.95%	6.72%	0.27%	
(Susq) 8.260% SERIES DUE 2022	1,500,000	0.42%	8.61%	0.04%	
(Shen) 9.500% SERIES DUE 2006	1,560,000	0.44%	9.75%	0.04%	
(Shen) 9.220% SERIES DUE 2019	2,614,940	0.74%	9.54%	0.07%	
(Shen) 1.000% SERIES DUE 2011	689,929	0.19%	1.32%	0.00%	
(Shen) 8.320% SERIES DUE 2022	3,500,000	0.99%	8.49%	0.08%	
(Shen) 8.140% SERIES DUE 2025	4,000,000	1.13%	8.28%	0.09%	
7.150% SERIES DUE 2008	14,000,000	3.95%	7.28%	0.29%	
	<u>105,864,869</u>	<u>29.85%</u>		<u>2.59%</u>	
FIRST MORTGAGE BONDS (Medium Term Notes)					
7.720% SERIES DUE 2025	15,000,000	4.23%	7.81%	0.33%	
6.820% SERIES DUE 2005	10,000,000	2.82%	6.99%	0.20%	
6.890% SERIES DUE 2015	12,000,000	3.38%	6.99%	0.24%	
6.990% SERIES DUE 2006	10,000,000	2.82%	7.15%	0.20%	
6.830% SERIES DUE 2003	10,000,000	2.82%	6.99%	0.20%	
7.470% SERIES DUE 2003	10,000,000	2.82%	7.64%	0.22%	
7.060% SERIES DUE 2004	10,000,000	2.82%	7.22%	0.20%	
6.750% SERIES DUE 2007	10,000,000	2.82%	6.83%	0.19%	
6.300% SERIES DUE 2002	10,000,000	2.82%	6.48%	0.18%	
6.140% SERIES DUE 2008	10,000,000	2.82%	6.21%	0.18%	
5.800% SERIES DUE 2003	10,000,000	2.82%	6.10%	0.17%	
5.850% SERIES DUE 2004	10,000,000	2.82%	5.98%	0.17%	
6.000% SERIES DUE 2004	15,000,000	4.23%	6.25%	0.26%	
7.400% SERIES DUE 2005	11,000,000	3.10%	7.46%	0.23%	
7.400% SERIES DUE 2005	15,000,000	4.23%	7.46%	0.32%	
	<u>168,000,000</u>	<u>47.38%</u>		<u>3.28%</u>	
UTMA NOTE					
9.000% NOTE DUE 2013	1,434,239	0.40%	9.00%	0.04%	
IDB & PENNVEST					
5.950% SERIES DUE 2002	800,000	0.23%	6.62%	0.01%	
6.500% SERIES DUE 2008	3,200,000	0.90%	7.35%	0.07%	
2.84% BRISTOL PENNVEST DUE 2019	5,652,148	1.59%	3.44%	0.05%	
3.237%-4.047% FERNHILL PENNVEST	659,910	0.19%	3.84%	0.01%	
3.237%-4.047% NORTH WAYNE #2 PENNVEST	1,209,743	0.34%	3.84%	0.01%	
3.237%-4.047% GLENSIDE PENNVEST	354,200	0.10%	3.84%	0.00%	
6.350% SERIES DUE 2025	22,000,000	6.20%	6.58%	0.41%	
(RC) 1.00% SERIES DUE 2020	491,337	0.14%	1.26%	0.00%	
(Susq) 2.407%-3.613% SERIES	166,467	0.05%	3.31%	0.00%	
(Susq) 2.407%-3.613% SERIES	394,479	0.11%	3.31%	0.00%	
(Shen) 1.551-3.032% SERIES	1,021,327	0.29%	2.66%	0.01%	
(Shen) 6.000% SERIES DUE 2030	18,360,000	5.18%	6.24%	0.32%	
6.000% SERIES DUE 2029	25,000,000	7.05%	6.19%	0.44%	
	<u>79,309,611</u>	<u>22.37%</u>		<u>1.34%</u>	
REVOLVING CREDIT AGREEMENT					
VARIOUS	0	0.00%	6.50%	0.00%	
TOTAL DEBT	<u>354,608,719</u>	<u>100.00%</u>		<u>7.25%</u>	<u>25,720,533</u>
ANNUAL AMORT. OF CALL PREMIUM					<u>195,702</u>
CALL PREMIUM	<u>(1,783,911)</u>				<u>25,916,235</u>
TOTAL DEBT, NET OF CALL PREMIUM	<u>352,824,808</u>			<u>7.35%</u>	<u>25,916,235</u>

**PHILADELPHIA SUBURBAN WATER COMPANY
COMPUTATION OF EFFECTIVE COST RATE OF LONG TERM DEBT**

SERIES	DATE OF ISSUE	DATE OF MATURITY	AVG TERM IN YEARS	PRINCIPAL ISSUED	ISSUANCE EXPENSE	NET PROCEEDS	RATIO	EFFECTIVE COST RATE
FIRST MORTGAGE BONDS								
9.890% SERIES DUE 2008	7/25/1988	6/1/2008	20.0	5,000,000	30,993	4,969,007	99.38%	9.96%
9.930% SERIES DUE 2013	7/25/1988	6/1/2013	25.0	5,000,000	38,741	4,961,259	99.23%	10.01%
9.970% SERIES DUE 2018	7/25/1988	6/1/2018	30.0	5,000,000	46,489	4,953,511	99.07%	10.07%
9.120% SERIES DUE 2010	1/12/1990	1/15/2010	20.0	20,000,000	165,853	19,834,147	99.17%	9.21%
9.290% SERIES DUE 2026	12/12/1991	9/15/1926	35.0	12,000,000	90,983	11,909,017	99.24%	9.36%
9.170% SERIES DUE 2021	12/12/1991	9/15/1921	25.5	8,000,000	44,192	7,955,808	99.45%	9.23%
9.170% SERIES DUE 2011	12/12/1991	9/15/2011	20.0	5,000,000	21,663	4,978,337	99.57%	9.22%
(R C) 9.53% SERIES DUE 2019	12/1/1989	12/1/2019	30.0	4,000,000	79,761	3,920,239	98.01%	9.74%
(R C) 6.375% SERIES DUE 2025	11/1/1993	10/1/2023	30.0	14,000,000	613,594	13,386,406	95.62%	6.72%
(Susq) 8.260% SERIES DUE 2022	11/1/1992	11/1/2022	30.0	1,500,000	46,566	1,453,434	96.90%	8.61%
(Shen) 9.500% SERIES DUE 2006	9/1/1986	9/1/2006	20.0	3,000,000	66,083	2,933,917	97.80%	9.75%
(Shen) 9.220% SERIES DUE 2019	11/1/1989	11/1/2019	30.0	3,500,000	110,278	3,389,722	96.85%	9.54%
(Shen) 1.000% SERIES DUE 2011	12/1/1991	11/30/2011	20.0	1,250,000	55,307	1,194,693	95.58%	1.32%
(Shen) 8.320% SERIES DUE 2022	11/1/1992	11/1/2022	30.0	3,500,000	63,651	3,436,349	98.18%	8.49%
(Shen) 8.140% SERIES DUE 2025	11/1/1995	11/1/2025	30.0	4,000,000	62,687	3,937,313	98.43%	8.28%
7.150% SERIES DUE 2008	4/1/1993	4/1/2008	10.0	22,000,000	205,647	21,794,353	99.07%	7.28%
MEDIUM TERM NOTES								
7.720% SERIES DUE 2025	5/19/1995	5/15/2025	30.0	15,000,000	160,429	14,839,571	98.93%	7.81%
6.820% SERIES DUE 2005	6/29/1995	6/15/2005	10.0	10,000,000	123,188	9,876,812	98.77%	6.99%
6.890% SERIES DUE 2015	12/19/1995	12/15/2015	20.0	12,000,000	128,343	11,871,657	98.93%	6.99%
6.990% SERIES DUE 2006	4/12/1996	4/15/2006	10.0	10,000,000	113,618	9,886,382	98.86%	7.15%
6.830% SERIES DUE 2003	11/9/1996	11/1/2003	7.0	10,000,000	86,952	9,913,048	99.13%	6.99%
7.470% SERIES DUE 2003	7/9/1996	7/1/2003	7.0	10,000,000	90,376	9,909,624	99.10%	7.64%
7.060% SERIES DUE 2004	3/12/1997	3/12/2004	7.0	10,000,000	86,952	9,913,048	99.13%	7.22%
6.750% SERIES DUE 2007	7/15/1997	8/15/2007	10.0	10,000,000	108,028	9,891,972	98.92%	6.83%
6.300% SERIES DUE 2002	10/15/1997	10/15/2002	5.0	10,000,000	75,976	9,924,024	99.24%	6.48%
6.140% SERIES DUE 2008	1/19/1998	2/1/2008	10.0	10,000,000	52,213	9,947,787	99.48%	6.21%
5.800% SERIES DUE 2003	1/19/1998	2/1/2003	5.0	10,000,000	128,811	9,871,189	98.71%	6.10%
5.850% SERIES DUE 2004	1/22/1999	2/1/2004	5.0	10,000,000	55,781	9,944,219	99.44%	5.98%
6.000% SERIES DUE 2004	4/27/1999	5/1/2004	5.0	15,000,000	157,732	14,842,268	98.95%	6.25%
7.400% SERIES DUE 2005	8/1/1999	8/1/2019	5.0	11,000,000	81,581	10,918,419	99.26%	7.46%
7.400% SERIES DUE 2005	10/7/1999	2/1/2005	5.0	15,000,000	123,226	14,876,774	99.18%	7.46%
UTMA NOTE								
9.000% NOTE DUE 2013	12/30/1992	12/31/2013	21.0	1,967,462	0	1,967,462	100.00%	9.00%
IDJ & PENNVEST								
5.950% SERIES DUE 2002	6/1/1992	6/1/2002	5.5	4,000,000	122,006	3,877,994	96.95%	6.62%
6.500% SERIES DUE 2008	6/1/1992	6/1/2008	14.5	3,200,000	239,696	2,960,304	92.51%	7.35%
2.84% BRISTOL PENNVEST DUE 2019	8/1/2000	8/1/2019	20.0	5,949,630	17,560	5,932,070	99.70%	3.44%
3.237%-4.047% FERNHILL PENNVEST	8/8/2000	12/1/2020	20.0	768,543	0	768,543	100.00%	3.84%
3.237%-4.047% NORTH WAYNE #2 PENNVEST	11/29/2000	8/1/2021	20.0	1,209,743	0	1,209,743	100.00%	3.84%
3.237%-4.047% GLENSIDE PENNVEST	8/8/2000	12/1/2020	20.0	415,250	0	415,250	100.00%	3.84%
6.350% SERIES DUE 2025	8/31/1995	8/15/2025	20.0	22,000,000	665,402	21,334,598	96.98%	6.58%
(RC) 1.00% SERIES DUE 2020	8/8/2000	12/1/2020	20.0	651,125	0	651,125	100.00%	1.26%
(Susq) 2.407%-3.613% SERIES	8/8/2000	12/1/2020	20.0	198,137	0	198,137	100.00%	3.31%
(Susq) 2.407%-3.613% SERIES	11/1/2000	8/1/2020	20.0	487,000	0	487,000	100.00%	3.31%
(Shen) 1.551-3.032% SERIES	10/4/2000	10/1/2000	20.0	1,815,000	0	1,815,000	100.00%	2.66%
(Shen) 6.000% SERIES DUE 2030	6/28/2000	7/1/1930	30.0	18,360,000	728,146	17,631,854	96.03%	6.24%
6.000% SERIES DUE 2029	10/7/1999	6/1/2029	30.0	25,000,000	756,113	24,243,887	96.98%	6.19%

Philadelphia Suburban Water Company
DSIC Eligible Projects Closed To Utility Plant By Month

Category	Project Name	Auth	Acct	Mar '01	Apr '01	May '01
Main Replacements	MR, Rose Valley Road, Media	A1007593	322000	-	-	709,963
Main Replacements	MR, 862'-8" Lafayette, Swarthmore	A1007646	322000	-	-	25,065
Main Replacements	MR, 675'-8" Sylvan, Glenolden	A1007647	322000	-	-	17,622
Main Replacements	MR, 2245'-8" Yale ave., Swarthmore	A1007651	322000	5,714	469	-
Main Replacements	MR, 8" Cedar Ave., Swarthmore	A1007652	322000	170	1,269	8,298
Main Replacements	MR, Cypress, Fern, Rose, Cobbs Ck, Yeadon	A1007656	322000	1,519	-	751
Main Replacements	MR, Rockland & Longacre, Yeadon	A1007657	322000	(5,357)	-	-
Main Replacements	8" Princeton Ave, Swarthmore	A1007670	322000	17,249	11,374	41,082
Main Replacements	MR, 4900'-12", Rutgers, Swarthmore	A1007671	322000	137	-	89,480
Main Replacements	MR, 900'-8" Crawford Rd., Lansdowne	A1007672	322000	5,865	-	-
Main Replacements	MR, 1810'-8" Fifth St, Darby	A1007680	322000	40,043	5,654	3,419
Main Replacements	MR, 2290'-8" Sylvan Ave, Rutledge	A1007681	322000	6,877	6,143	-
Main Replacements	MR, 1450'-8" Eighth Ave, Prospect Park	A1007682	322000	403	4,500	47,353
Main Replacements	MR, 1700'-8" Coates St., Sharon Hill	A1007686	322000	-	172,622	56,534
Main Replacements	MR, 330'-4" Maple Ave., Lansdowne	A1007712	322000	-	34,593	-
Main Replacements	MR, 1530'-8" Lewis Rd, Haverford	A1007715	322000	-	-	175,807
Main Replacements	MR, 1270'-8" Hillview, Upper Merion	B1006632	322000	-	68,857	99,871
Main Replacements	MR, 4300'-12", Lincoln Hgwy, Tredyffrin	B1006763	322000	2,571	-	-
Main Replacements	MR, 8" Bowman Rd., Lower Merion	B1006780	322000	-	-	40,842
Main Replacements	MR, 3900'-8", Golf House Rd, Haverford	B1006781	322000	17,770	1,332	-
Main Replacements	MR, 820'-8" Belmont Terrace, Lower Merion	B1006803	322000	-	89,511	65,893
Main Replacements	MR, 525'-6" West Avenue, Haverford	B1006810	322000	-	-	67,289
Main Replacements	MR, 200'-4" Markee Terrace, Lower Merion	B1006818	322000	-	26,978	-
Main Replacements	MR, 8" Whitehorse Village, Edgemont	B1006822	322000	-	49,862	30,269
Main Replacements	MR, 995'-8" Berkely Rd, Tredyffrin	B1006823	322000	-	14,958	100,688
Main Replacements	MR, Sheldon Lane, Lower Merion	B1006825	322000	-	-	42,986
Main Replacements	MR, 2200'-8", Roslyn Ave, Abington	C1005571	322000	2,547	(1,094)	-
Main Replacements	MR, 8" Second St at Center, Whitmarsh	C1005745	322000	14,788	-	4,701
Main Replacements	MR, Woodland Rd, Abington	C1005758	322000	435	-	-
Main Replacements	MR, 1900'-8", Clarke, Bristol	C1005767	322000	21,926	2,849	13,265
Main Replacements	MR, 980'-8", Glenside, Cheltenham	C1005776	322000	962	4,953	-
Main Replacements	MR, 1000'-8", Walnut, Jenkintown	C1005788	322000	4,294	224	-
Main Replacements	MR, 1180'-8" Eckert Ave, Abington	C1005793	322000	(372)	-	-
Main Replacements	MR, 85'-6" Limekiln, Cheltenham	C1005794	322000	(2,034)	-	22,152
Main Replacements	MR, 3800'-8" Runnymede, Jenkintown	C1005798	322000	14,820	-	18,633
Main Replacements	MR, Huntington & Horace	C1005806	322000	379	(1,425)	-
Main Replacements	MR, 1310'-8" Queen La, Springfield	C1005809	322000	25,589	2,911	38,646
Main Replacements	MR, 950'-8" Coventry La, Cheltenham	C1005810	322000	8,058	9,220	233

Philadelphia Suburban Water Company
DSIC Eligible Projects Closed To Utility Plant By Month

Category	Project Name	Auth	Acct	Mar '01	Apr '01	May '01
Main Replacements	MR, 1745'-8" Sunnybrook Rd, Springfield	C1005828	322000	-	37,556	50,693
Main Replacements	MR, 5225'-12" Papermill, Springfield	C1005829	322000	-	509,516	262,476
Main Replacements	MR, 1130'-8" Irwin La., Plymouth	C1005831	322000	-	104,660	54,115
Main Replacements	MR, 660'-8" Woodlyn Ave., Abington	C1005832	322000	-	-	75,388
Main Replacements	MR, 920'-8" Stratford, Cheltenham	C1005833	322000	-	-	58,789
Main Replacements	MR, 852'-8" Fairhill, Abington	C1005834	322000	-	68,604	29,225
Main Replacements	MR, 510'-8" Rockwell, Abington	C1005837	322000	-	-	46,143
Main Replacements	MR, 1220'-8" Harrison, Cheltenham	C1005862	322000	-	-	75,869
Main Replacements	MR, 450'-8" ,Wellington, W Goshen	D1002048	322000	1,092	242	145
Main Replacements	MR, 400'-8" ,S Georgia, W Goshen	D1002049	322000	1,322	242	242
Main Replacements	MR, 1530'-8" W Gay St, West Chester	D1002050	322000	4,135	6,093	1,317
Main Replacements	MR, 5173'-8" ,N Hills, W Goshen	D1002051	322000	1,574	69	-
Main Replacements	MR, 1400'-8" ,E Washington, W Chester	D1002067	322000	257	-	-
Main Replacements	MR, 1270'-8" Linden St, West Chester	D1002075	322000	76,963	-	-
Main Replacements	MR, 400'-8" N Church St, West Chester	D1002093	322000	-	-	28,862
				269,696	1,232,742	2,404,106
Tie - Ins	TM, 1025'-8" Church Rd, Easttown	B1606797	322000	-	-	16,907
Tie - Ins	TM, 135'-8" Haymarket La., Radnor	B1606802	322000	-	17,864	4,869
Tie - Ins	TM, 425'-8" Maple Hill Rd., Lower Merion	B1606809	322000	-	34,307	16,201
Tie - Ins	TM, 1200'-8" ,Huntingdon Rd, Abington	C1605806	322000	38,782	1,433	-
Tie - Ins	MP, 300'-8" Bath Rd, Bristol	C0805808	322000	11,365	(315)	-
Tie - Ins	TM, 235'-8" Byberry Rd, Lower Moreland	C1605835	322000	-	-	27,555
Tie - Ins	TM, 20'-8" Cranberry Rawns Interconnect	C0705873	322000	-	-	3,861
Tie - Ins	TM, 1400'-12" ,Ship Rd, W Whiteland	D1601757	322000	(664)	-	-
Tie - Ins	TM, 1100'-12" ,Burke Rd, W Whitelan	D1602061	322000	-	-	158
Tie - Ins	TM, Ashbridge, W Goshen	D1602064	322000	8,836	-	721
Tie - Ins	TM, Tie In Springton Court Acquisition	D1602073	322000	15,510	-	73,912
Tie - Ins	TM, 811'-12" Goshen Rd., West Goshen	D1602078	322000	-	-	91,412
Tie - Ins	TM, 2050'-12" Boot Rd, w Whiteland	D1602159	322000	-	-	59,945
				73,829	53,289	295,541
Main Cleaning & Lining	MC, 7300'-6" ,Jansen, Tinicum	A2000983	322000	509	1,243	-
Main Cleaning & Lining	MC, 12800'-6" Fairfield Rd, Upper Darby	A2000990	322000	-	-	313,846
Main Cleaning & Lining	MC, 15608'-6" Woodland Ave., Upper Darby	A2001118	322000	-	-	390,782
Main Cleaning & Lining	MC, 770'-6" Tyson Rd, Newtown Twp	A2001983	322000	-	478	-
Main Cleaning & Lining	MC, 7759'-6" Orchard Way, Radnor	B2000096	322000	-	-	397,959
Main Cleaning & Lining	MC, 3' ,Ladsley Rd, Lower Merion	B2000616	322000	-	17,924	117

Philadelphia Suburban Water Company
DSIC Eligible Projects Closed To Utility Plant By Month

Category	Project Name	Auth	Acct	Mar '01	Apr '01	May '01
Main Cleaning & Lining	MC, 4849' -6" Maple Hill, Lower Merion	B1001428	322000	-	-	257,136
Main Cleaning & Lining	MC, 3200'-6", Monk Rd, Lower Merion	B2001515	322000	-	2,208	-
Main Cleaning & Lining	MC, 770' -6", Tyson Rd, Newtown	B2001983	322000	149	-	1,353
Main Cleaning & Lining	MC, 9500' -6" Corinthian Rd., Upper Merion	B2005827	322000	-	-	303,812
Main Cleaning & Lining	MC, 8700' -6" Tomlinson Rd., Bryn Athyn	C2000286	322000	-	-	436,457
Main Cleaning & Lining	MC, 6" CI, Preston Lane, Upper Moreland	C2009197	322000	1,473	-	1,415
				2,131	21,853	2,102,877
Minor Main Replacements			322000	73,534	116,905	201,484
				73,534	116,905	201,484
Main Replacement (Highway)	HR, 500' -12", Easton, Cheltenham	C3205789	322000	259	3,526	-
Main Replacement (Highway)	HR, 640' -16", Old Rogers Rd, Bristol Boro	C3205805&15	322000	-	60,509	68,581
Main Replacement (Highway)	HR, 16" Rt. 413, Bristol Twp	C3205843	322000	-	50,008	-
Main Replacement (Highway)	HR, 1375' -8" Rt 413, Bristol	C3205844	322000	-	-	49,063
Main Replacement (Highway)	HR, 1000' -4" Rosemore, Abington	C3205865	322000	-	-	81,133
Main Replacement (Highway)	HR, 3260' -4" Edgely Rd., Abington	C3205867	322000	-	-	197,379
Main Replacement (Highway)	HR, 20' -8" E Nields St, West Chester	D3202096	322000	-	-	14,962
				259	114,043	411,118
Valve Replacement Program			322000	29,649	40,778	25,732
				29,649	40,778	25,732
Other Main Work	OM, Saville Ave., Eddystone	A9807708	322000	-	59,156	21,736
Other Main Work	Liberty Power Main Phase I	A9807709	322000	-	-	712,207
Other Main Work	OM, 5350' -16" Rt 401 & 202, E Whiteland	B9806692	322000	14,127	456	(456)
Other Main Work	OM, Inst 15300' -20", Sidley Hill, Schuylkill	B9806704	322000	(773)	(1,065)	901
Other Main Work	OM, Inst 700' -20", Pickering, Sidley Hill	B9806753	322000	-	-	1,410
Other Main Work	OM, Design 16" Express Line, Park Ave, Bens	C9805771	322000	-	-	697
				13,354	58,547	736,495
Replacement Meters				251,509	170,008	221,678
Correction of July & Aug 2000				251,509	170,008	221,678

Philadelphia Suburban Water Company
 DSIC Eligible Projects Closed To Utility Plant By Month

Category	Project Name	Auth	Acct	Mar '01	Apr '01	May '01
Service Renewals - Worn Out in Service			323000	39,727	91,971	82,245
				39,727	91,971	82,245
Service Renewals - Main Rehabilitation			323000	292,435	208,365	420,031
				292,435	208,365	420,031
Fire Hydrants	Relocates/Replace		325000	39,439	34,318	68,766
Fire Hydrants	No Drain		325000	69,014	45,773	43,595
Fire Hydrants	2 Way Replacements		325000	9,562	191	-
				118,015	80,282	112,361
GRAND TOTAL				1,164,138	2,188,783	7,013,668
						10,366,589

Roaring Creek
Consumers Water Company - Roaring Creek Division
DSIC Eligible Projects Closed To Utility Plant By Month

Category	Project Name	Auth	Acct	Mar '01	Apr '01	May '01
Main Replacements	8" Main North St	26025110001	3310	-	-	126
Main Replacements	12" Butler Transmission	26025110002	3310	-	-	8,825
Main Replacements	12" Big Mine Run	26025110003	3310	-	-	489,326
Main Replacements	12" Main SR 54 Elysburg	26025110005	3310	-	-	78,672
Main Replacements	8" Main Upper RR St	26025110006	3310	-	-	5,366
Main Replacements	8" McNight Street	26025110008	3310	-	-	798
Main Replacements	8" Main Biddle St	26025110012	3310	-	-	395
Main Replacements	4" Main Ogden St	26025125006	3310	-	-	129
Main Replacements	8" Main Aristes	260251251001	3310	-	-	215
Main Replacements	4" Ogden St	260251251003	3310	-	-	1,003
Main Replacements	3" Ogden & Reed St	260251251004	3310	-	-	1,929
Main Replacements	4" Ogden St	260251251005	3310	-	-	816
Main Replacements	6" Big Mine Run Bridge	260251251006	3310	-	-	1,406
Main Replacements	3" Ogden St	260251251007	3310	-	-	269
Main Replacements	6" Oak Ridge	260251251008	3310	-	-	3,059
Main Replacements	6" Melrose St	260251251009	3310	-	-	128
Main Replacements	8" Commerce St	260251251010	3310	-	-	9,428
Main Replacements	3" 7th & Railroad St	260251251011	3310	-	-	1,837
				-	-	<u>603,727</u>
Valve Replacement Program			3310			6,044
				-	-	<u>6,044</u>
Replacement Meters			3340			-
				-	-	<u>-</u>
Service Renewals - Worn Out in Service			3330			41,316
				-	-	<u>41,316</u>
Fire Hydrants	Relocates/Replace		3350			-
				-	-	<u>-</u>
				-	-	<u>651,087</u>

Susquehanna
 Consumers Water Company - Susquehanna Division
 DSIC Eligible Projects Closed To Utility Plant By Month

Category	Project Name	Auth	Acct	Mar '01	Apr '01	May '01
Main Replacements	Main Frederick St	270251050002	3310	-	-	11,133
Main Replacements	Main PA Ave	270251050003	3310	-	-	18,602
Main Replacements	Main Second St	270251051001	3310	-	-	10,651
Main Replacements	Main Bressler St	270251051001	3310	-	-	42,385
Main Replacements	12" Elmira St, Athens	270251980001	3310	-	-	414,616
Main Replacements	8" Herrick Rd	270251981001	3310	-	-	35,213
				-	-	<u>532,600</u>
Valve Replacement Program			3310	-	-	-
				-	-	-
Replacement Meters			3340	-	-	-
				-	-	-
Service Renewals - Worn Out in Service			3330	-	-	37,968
				-	-	<u>37,968</u>
Fire Hydrants	Relocates/Replace		3350	-	-	28,339
				-	-	<u>28,339</u>
				-	-	<u>598,907</u>

Shenango
 Consumers Water Company - Shenango Division
 DSIC Eligible Projects Closed To Utility Plant By Month

Category	Project Name	Auth	Acct	Mar '01	Apr '01	May '01
Main Replacements	Main Stanbaugh Ave	28020110001	3310	-	-	2,509
Main Replacements	12" Main Freedland Rd	28020110005	3310	-	-	322
Main Replacements	Mercer Otter Design	28020110008	3310	-	-	6,904
Main Replacements	12" Main Stambaugh Ave	28020110012	3310	-	-	30,615
Main Replacements	12" Main North Pitt	28020111001	3310	-	-	79,645
Main Replacements	Main Boyd St	28020111002	3310	-	-	6,129
Main Replacements	8" Coolsprings at N. Pitt	28020111003	3310	-	-	1,382
Main Replacements	8" Main North Pitt	28020111004	3310	-	-	13,905
Main Replacements	8" Darr and French	28020111005	3310	-	-	63,635
Main Replacements	Andrew St, Shenango	28020111008	3310	-	-	73,577
Main Replacements	12" E Butler, Mercer	28020111009	3310	-	-	32,189
Main Replacements	8" E Beaver & Otter	28020111010	3310	-	-	54,559
Main Replacements	Main North Pitt	28021150018	3310	-	-	12,453
Main Replacements	Main Riddell at Balm	28021160001	3310	-	-	80
Main Replacements	Main East State St	28021250001	3310	-	-	90
Main Replacements	Main Capital Court	28021250002	3310	-	-	33
Main Replacements	Main East State St at Autozone	28021251003	3310	-	-	2,100
Main Replacements	Estate at Kilgore	28021251008	3310	-	-	2,464
				-	-	382,591
Valve Replacement Program			3310	-	-	11,261
				-	-	11,261
Replacement Meters			3340	-	-	90,396
				-	-	90,396
Service Renewals - Worn Out in Service			3330	-	-	77,633
				-	-	77,633
Fire Hydrants	Relocates/Replace		3350	-	-	6,881
				-	-	6,881
			GRAND TOTAL	-	-	568,762



762 W. Lancaster Avenue
Bryn Mawr, PA 19010-3489
610.525.1400

ORIGINAL

P-00961036

September 19, 2001

James J. McNulty, Secretary
Pennsylvania Public Utility Commission
Two North Keystone Commonwealth Building
North Street
Harrisburg, PA 17120

DOCUMENT
FOLDER

Re: Quarterly Distribution System Improvement Charge (DSIC)

Dear Secretary McNulty:

Enclosed are eight copies of PSW's Consolidated PA DSIC filing. As noted in the PUC Order, these documents are also being served on the Office of Consumer Advocate, the Office of Trial Staff and the Office of Small Business Advocate. PSW is also serving these documents to the PUC Bureau of Audits.

If you have any questions regarding this filing, please contact me at (610) 645-1130.

Sincerely,

Robert M. Griffin
Manager of Regulatory Accounting

RMG/
Certificate of Service

RECEIVED

SEP 19 2001

PA PUBLIC UTILITY COMMISSION
SECRETARY'S BUREAU

21

ORIGINAL

PHILADELPHIA SUBURBAN WATER COMPANY
CERTIFICATE OF SERVICE

BEFORE THE
PENNSYLVANIA PUBLIC UTILITY COMMISSION

PHILADELPHIA SUBURBAN
WATER COMPANY

:
:
:
:
:

Distribution System
Improvement Charge (DSIC)
Filing

CERTIFICATE OF SERVICE

I hereby certify that I have this day filed PSW's DSIC update and supporting workpapers with the PA Public Utility Commission and upon the person(s) and in the manner indicated below:

VIA FEDERAL EXPRESS

Irwin A. Popowsky, Esq.
Office of Consumer Advocate
555 Walnut Avenue, Fifth Floor
Forum Place
Harrisburg, PA 17101-1921

Carol Pennington, Esq.
Office of Small Business Advocate
Suite 1102, Commerce Bldg.
300 N. Second Street
Harrisburg, PA 17101-1921

Charles Hoffman, Director
Office of Trial Staff
Keystone Commonwealth Building
North Street
Harrisburg, PA 17102

Thomas Sheets
Bureau of Audits
Keystone Commonwealth Building
North Street
Harrisburg, PA 17102

Thomas P. Gadsden, Esq.
Morgan, Lewis & Bockius
1701 Market Street
Philadelphia, PA 19103-2921
(via first class mail)

Dated: September 19, 2001

RECEIVED

SEP 19 2001
PA PUBLIC UTILITY COMMISSION
SECRETARY'S BUREAU



Robert M. Griffin
Manager of Regulatory Accounting

P-00961036

PHILADELPHIA SUBURBAN WATER COMPANY

RATES AND RULES

GOVERNING THE DISTRIBUTION

OF

WATER

IN PORTIONS OF

MONTGOMERY, CHESTER, BUCKS, BERKS

, DELAWARE, MERCER, LAWRENCE, BRADFORD, COLUMBIA, SCHUYLKILL AND NORTHUMBERLAND COUNTIES

(Detailed Description - Page 3)

RECEIVED

JUN 19 2001

PA PUBLIC UTILITY COMMISSION
SECRETARY'S BUREAU

ISSUED: June 20, 2001

by

NICHOLAS DeBENEDICTIS, Chairman

762 Lancaster Avenue

Bryn Mawr, Pennsylvania

DOCKETED

JUN 27 2001

EFFECTIVE: July 1, 2001

In accordance with Section 1307(g)
of the Pennsylvania Public Utility
Code and Docket No. P-00961036
entered August 26, 1996.

NOTICE

THIS TARIFF UPDATES THE DISTRIBUTION SYSTEM IMPROVEMENT CHARGE FOR ALL METERED AND UNMETERED CUSTOMERS WITH THE EXCEPTION OF PUBLIC FIRE HYDRANT CUSTOMERS.

DOCUMENT
FOLDER

SEE PAGE 1A

P-00961036

Supplement No. 34
TO
WATER-PA. P.U.C. NO. 16

PHILADELPHIA SUBURBAN WATER COMPANY
RATES AND RULES
GOVERNING THE DISTRIBUTION
OF
WATER
IN PORTIONS OF
MONTGOMERY, CHESTER, BUCKS, BERKS

DOCKETED
OCT 05 2001

DOCUMENT
FOLDER

, DELAWARE, MERCER, LAWRENCE, BRADFORD, COLUMBIA, SCHUYLKILL AND NORTHUMBERLAND COUNTIES

(Detailed Description - Page 3)

ISSUED: September 19, 2001
by
NICHOLAS DeBENEDICTIS, Chairman
762 Lancaster Avenue
Bryn Mawr, Pennsylvania

EFFECTIVE: October 1, 2001
In accordance with Section 1307(g)
of the Pennsylvania Public Utility
Code and Docket No. P-00961036
entered August 26, 1996.

NOTICE

THIS TARIFF UPDATES THE DISTRIBUTION SYSTEM IMPROVEMENT CHARGE FOR ALL METERED AND UNMETERED CUSTOMERS WITH THE EXCEPTION OF PUBLIC FIRE HYDRANT CUSTOMERS.

SEE PAGE 1A

RECEIVED

SEP 19 2001
PA PUBLIC UTILITY COMMISSION
SECRETARY'S BUREAU

Philadelphia Suburban Water Company

Supplement No. 34

To

WATER-PA. P.U.C. NO. 16

THIRTY SECOND REVISED PAGE NO. 1A

CANCELING THIRTY FIRST REVISED PAGE NO. 1A

LIST OF CHANGES MADE BY THIS TARIFF

Changes: This tariff updates the Distribution System Improvement Charge (DSIC) on page 20 (Eighteenth Revised) of the Company's tariff effective October 1, 2001, as approved by the Commission at Docket No. P-00961036 on August 26, 1996.

ISSUED: September 19, 2001

-1A-

EFFECTIVE: October 1, 2001

<u>Index</u>	<u>Page</u>	
RATES AND RULES	1	Supplement No. 34
LIST OF CHANGES MADE BY THIS TARIFF	1A	Thirty Second Revised
INDEX	2	Thirty Second Revised
INDEX	2A	Twenty Sixth Revised
DESCRIPTION OF TERRITORY SERVED	3	Seventh Revised
DESCRIPTION OF TERRITORY SERVED	3A	Eighth Revised
DESCRIPTION OF TERRITORY SERVED	3B	First Revised
 SCHEDULE OF RATES:		
Meter Service-PSW Main Division	4	Third Revised
Rates for Water Consumed-PSW Main Division	4	Third Revised
Rates for Water Consumed-PSW Main Division	4A	Third Revised
Fire Service-PSW Main Division	4B	Fifth Revised
Meter Service-Uwchlan Division	5	Third Revised
Rates for Water Consumed-Uwchlan Division	5	Third Revised
Rates for Water Consumed-Uwchlan Division	5A	Third Revised
Fire Service-Uwchlan Division	5B	Third Revised
Meter Service-W. Whiteland Division	6	Third Revised
Rates for Water Consumed-W. Whiteland Division	6	Third Revised
Rates for Water Consumed-W. Whiteland Division	6A	Third Revised
Fire Service-W. Whiteland Division	6B	Third Revised
Meter Service - Media Division	7	Third Revised
Rates for Water Consumed - Media Division	7	Third Revised
Rates for Water Consumed - Media Division	7A	Third Revised
Fire Service - Media Division	7B	Third Revised
Meter Service-Bensalem Division	7C	Original
Rates for Water Consumed-Bensalem Division	7C	Original
Fire Service-Bensalem Division	7D	Original
Meter Service - Fulmor Heights Division	7E	Original
Rates for Water Consumed - Fulmor Heights Division	7E	Original
Fire Service - Fulmor Heights Division	7F	Original
Meter Service - Perkiomen Division	8	Third Revised
Rates for Water Consumed - Perkiomen Division	8	Third Revised
Rates for Water Consumed - Perkiomen Division	8A	Third Revised
Fire Service - Perkiomen Division	8B	Third Revised
Meter Service - Bradford Glen Division	9	Third Revised
Rates for Water Consumed - Bradford Glen Division	9	Third Revised
Rates for Water Consumed - Bradford Glen Division	9A	Third Revised
Fire Service - Bradford Glen Division	9B	Third Revised
Meter Service - Little Washington Division	10	Third Revised
Rates for Water Consumed - Little Washington Division	10	Third Revised
Rates for Water Consumed - Little Washington Division	10A	Third Revised
Fire Service - Little Washington Division	10B	Third Revised
Meter Service - Bristol Division	11	Third Revised
Rates for Water Consumed - Bristol Division	11	Third Revised
Rates for Water Consumed - Bristol Division	11A	Third Revised
Fire Service - Bristol Division	11B	Third Revised
Meter Service - Peddlers View Division	12	Third Revised
Rates for Water Consumed - Peddlers View Division	12	Third Revised
Rates for Water Consumed - Peddlers View Division	12A	Third Revised
Fire Service - Peddlers View Division	12B	Third Revised

<u>I N D E X</u>	<u>P A G E</u>	
Meter Service - West Chester Division	13	Second Revised
Rates for Water Consumed - West Chester Division	13	Second Revised
Rates for Water Consumed - West Chester Division	13A	Second Revised
Fire Service - West Chester Division	13B	Second Revised
Meter Service - Chatwood Division	13C	Original
Rates for Water Consumed - Chatwood Division	13C	Original
Meter Service - Flying Hills Division	14	Second Revised
Rates for Water Consumed - Flying Hills Division	14	Second Revised
Rates for Water Consumed - Flying Hills Division	14A	Second Revised
Fire Service - Flying Hills Division	14B	Second Revised
Meter Service - Consumers Roaring Creek Division	15	Second Revised
Rates for Water Consumed - Consumers Roaring Creek Division	15	Second Revised
Rates for Water Consumed - Consumers Roaring Creek Division	15A	Second Revised
Fire Service - Consumers Roaring Creek Division	15B	Second Revised
Meter Service - Consumers Susquehanna Division	16	Second Revised
Rates for Water Consumed - Consumers Susquehanna Division	16	Second Revised
Rates for Water Consumed - Consumers Susquehanna Division	16A	Second Revised
Fire Service - Consumers Susquehanna Division	16B	Second Revised
Meter Service - Consumers Shenango Division	17	Second Revised
Rates for Water Consumed - Consumers Shenango Division	17	Second Revised
Rates for Water Consumed - Consumers Shenango Division	17A	Second Revised
Fire Service - Consumers Shenango Division	17B	Second Revised
Industrial Standby Rate	18	First Revised
Industrial Standby Rate	18A	First Revised
Industrial Standby Rate	18B	First Revised
Resale and Electric Generation Standby Rate	18C	First Revised
Resale and Electric Generation Standby Rate	18D	First Revised
Resale and Electric Generation Standby Rate	18E	First Revised
Rider DIS - Demand Based Industrial Service	19	First Revised
Rider DRS - Demand Based Resale Service	19A	First Revised
Rider EGS - Electric Generation Service	19B	First Revised
Rider OPI - Off Peak/Interruptible Service	19C	Original
Rider OPI - Off Peak/Interruptible Service	19D	Original
State Tax Surcharge Applicable to All Rates	20	Eighteenth Revised
Distribution System Improvement Charge	20A	First Revised
Distribution System Improvement Charge	20B	Second Revised
Distribution System Improvement Charge	20C	First Revised
 RULES AND REGULATIONS		
Introduction	21	Second Revised
Classes of General Metered Service & Definitions	22	Second Revised
Application of Service	25	First Revised
Deposits & Bill Payments	26	Second Revised
Service Connections	28	First Revised
Meters & Meter Locations	31	First Revised
Building Construction Service; Metered Fire Service	34	First Revised
Unmetered Fire Service	35	First Revised
Responsibility for Service; System Inspection and Integrity	37	Third Revised
Cross-Connection Control	38	First Revised
Termination of Service	39	First Revised
Water Conservation and Drought Emergency	40	First Revised
Main Extensions	41	First Revised
Main Extensions For Bona Fide Applicants	42	First Revised
Main Extensions and Services by Builder	46	First Revised

R I D E R
STATE TAX SURCHARGE APPLICABLE TO ALL RATES

In addition to the net charges provided for in this Tariff, a surcharge of (0.35%) will apply to all service rendered on and after April 1, 2001

The above surcharge will be recomputed, using the same elements prescribed by the Commission:

- (a) Whenever any of the tax rates used in the calculation of the surcharge are changed;
- (b) Whenever the utility makes effective increased or decreased rates; and
- (c) On March 31, 1971, and each year thereafter.

The above recalculation will be submitted to the Commission within 10 days after the occurrence of the event or date which occasioned such recomputation; and if the recomputed surcharge is less than the one in effect, the utility will, and if the recomputed surcharge is more than the one in effect, the utility may, submit with such recomputation a tariff or supplement to reflect such recomputed surcharge, the effective date of which shall be 10 days after filing.

DISTRIBUTION SYSTEM IMPROVEMENT CHARGE (DSIC) (I)

In addition to the net charges provided for in this Tariff, a surcharge of 5.00 % will apply to all service, excluding public fire hydrants, rendered on or after October 1, 2001.

I. General Description

Purpose: To recover the fixed costs (depreciation and pre-tax return) of certain non-revenue producing, non-expense reducing distribution system improvement projects completed and placed in service and to be recorded in the individual accounts, as noted below, between base rate cases and to provide the Company with the resources to accelerate the replacement of its aging water distribution infrastructure, to comply with evolving regulatory requirements imposed by the Safe Drinking Water Act and to develop and implement solutions to regional water supply problems. Company projects receiving PENNVEST funding are not DSIC - eligible property.

Eligible Property: The DSIC-eligible property will consist of the following:

services (account 323), meters (account 324) and hydrants (account 325) installed as in-kind replacements for customers;

mains and valves (account 322) installed as replacements for existing facilities that have worn out, are in deteriorated condition, or upgraded to meet Chapter 65 regulations of Title 52;

main extensions (account 322) installed to eliminate dead ends and to implement solutions to regional water supply problems that have been documented as presenting a significant health and safety concern for customers currently receiving service from the Company or the acquired Company;

(I) Indicates Increase

PHILADELPHIA SUBURBAN WATER COMPANY

DISTRIBUTION SYSTEM IMPROVEMENT CHARGE ("DSIC") CALCULATION

Acct	Description	July-Aug 2000 Actual	Sept-Nov 2000 Actual	Dec '00-May '01 Actual	Jun 2001 Actual	Jul 2001 Actual	Aug 2001 Actual	Three Months To Date	Total To Date
322000	Main Cleaning & Relining	2,507,044	3,758,178	2,668,496	0	0	2,107,302	2,107,302	11,041,020
322000	Major Main Replacements	4,733,125	7,628,844	11,904,904	183,539	1,020,159	5,589,175	6,792,873	31,059,746
322000	Minor Changes in Mains	0	0	0	0	0	0	0	0
322000	Minor Main Replacements	322,864	379,508	792,516	107,738	131,001	187,283	426,022	1,920,910
322000	Tie in Dead End Mains	508,028	5,022,615	3,745,989	87,600	42,186	2,225,905	2,355,691	11,632,323
322000	Unreimbursed Imprvmts due to highway relocations	82,615	488,362	540,528	28,029	17,169	546,558	591,756	1,703,261
322000	Valve Replacement Program	84,419	216,677	192,990	9,992	14,368	80,330	104,690	598,776
323000	Repl Services	128,228	259,915	715,568	48,060	71,468	320,520	440,048	1,543,799
323000	Repl Services due to Main Rehabilitation	329,939	502,233	1,853,243	262,431	373,443	482,256	1,118,130	3,803,545
324000	Replacement Meters	292,370	593,498	1,362,702	237,850	108,390	275,303	621,543	2,870,113
325000	Replacement Fire Hydrants	179,045	307,621	621,978	111,230	137,108	169,429	417,767	1,526,411
TOTAL ADDITIONS		9,167,677	19,157,451	24,398,914	1,076,469	1,915,292	11,984,061	14,975,822	67,699,864

PHILADELPHIA SUBURBAN WATER COMPANY

DISTRIBUTION SYSTEM IMPROVEMENT CHARGE ("DSIC") CALCULATION

Acct	Description	Accumulated Depreciation Bal. 5/31/01	Quarterly Depr. On Prior Assets (1)	Quarterly Depr. on 6/01 - 8/01 Assets (2)	Accumulated Depreciation Bal. 8/31/01	Depr Rate	Quarterly Depreciation
322000	Main Cleaning & Relining	106,745	47,572	5,611	159,928	2.13%	58,793
322000	Major Main Replacements	141,807	71,587	10,019	223,413	1.18%	91,626
322000	Minor Changes in Mains	0	0	0	0	1.18%	0
322000	Minor Main Replacements	8,483	4,410	628	13,521	1.18%	5,667
322000	Tie in Dead End Mains	55,231	27,366	3,475	86,072	1.18%	34,315
322000	Unreimbursed Imprvmts due to highway relocations	5,296	3,279	873	9,448	1.18%	5,025
322000	Valve Replacement Program	5,168	2,520	267	7,955	2.04%	3,054
323000	Repl Services	8,510	5,215	1,040	14,765	1.89%	7,294
323000	Repl Services due to Main Rehabilitation	20,173	12,689	2,642	35,504	1.89%	17,972
324000	Replacement Meters	42,108	25,409	3,512	71,029	4.52%	32,432
325000	Replacement Fire Hydrants	8,823	4,933	930	14,686	1.78%	6,793
TOTAL		402,344	204,980	28,997	636,321		262,971

(1) One Full Quarter's Depreciation.

(2) One Half Quarter Depreciation.

PHILADELPHIA SUBURBAN WATER COMPANY

DISTRIBUTION SYSTEM IMPROVEMENT CHARGE ("DSIC") CALCULATION

	DSIC EFFECTIVE
	10/1/2001
Applicable Additions	67,699,864
Less Accumulated Depreciation @ August 31, 2001	<u>(636,321)</u>
Net Rate Base Includable in DSIC Calculation	<u>67,063,543</u>
Annual Revenue Requirement Rate	12.68%
Quarterly Revenue Requirement Rate	3.1700%
Quarterly Capital Cost Recovery	<u>2,125,914</u>
Quarterly Depreciation Expense	<u>262,971</u>
Total Quarterly DSIC Revenue Requirement	<u>2,388,885</u>
2000 DSIC True-up [\$55,676 Over-collection + \$9,829 Interest = (\$65,505) / 4 qtrs = (\$16,376)]	<u>(16,376)</u>
	<u>2,372,509</u>
Applicable Base Rate Revenue	46,214,107
DSIC RATE	5.00%

WEIGHTED COST OF CAPITAL AT 8/31/01:

	Proforma Per Books	Capital Structure	Cost Rate	Weighted Avg. Cost Rate	Tax Multiplier	Rev Req
Debt	352,909,647	49.69%	7.34%	3.65%		3.65%
Preferred	1,046,000	0.15%	4.78%	0.01%	1.709211797	0.02%
Equity	356,200,555	50.16%	10.50%	5.27%	1.709211797	9.01%
	<u>710,156,202</u>	<u>100.0%</u>		<u>8.93%</u>		<u>12.68%</u>

Note: The cost rate of debt and preferred stock are the Company's actual cost rates. The equity cost rate is the equity return rate calculated by the Commission staff and presented in the latest Quarterly Report on the Earnings of Jurisdictional Utilities. The tax multiplier is calculated as follows: $1/[(1 - \text{Pa. Tax Rate}) \times (1 - \text{Fed. Tax Rate})]$ where the Pa. tax rate is 9.99% and Fed. tax rate is 35%.

Philadelphia Suburban Water Company
 Eligible Projects Closed To Utility Plant By Month

Category	Project Name	Auth	Acct	June '01	July '01	August '01
Main Replacements	MR, Rose Valley Road, Media	A1007593	322000	-	-	504,236
Main Replacements	MR, Kirks Lane, Upper Providence	A1007655	322000	-	-	608,012
Main Replacements	MR, Cypress, Fern, Rose, Cobbs Ck, Yeadon	A1007656	322000	6,995	77,316	102,118
Main Replacements	MR, 185'-8" MacDade Blvd, Collingdale	A1007675	322000	-	137,657	68,330
Main Replacements	MR, 280'-8" Chester Pike, Glenolden	A1007676	322000	-	-	295,322
Main Replacements	MR, 1810'-8" Fifth St, Darby	A1007680	322000	-	27,845	-
Main Replacements	MR, 2290'-8" Sylvan Ave, Rutledge	A1007681	322000	-	21,892	-
Main Replacements	MR, 4500'-12" State Rd, Upper Darby	A1007684	322000	-	512,181	626,665
Main Replacements	MR, 1465'-8" Sharon Ave, Sharon Hill	A1007685	322000	-	-	271,769
Main Replacements	MR, 1700'-8" Coates St., Sharon Hill	A1007686	322000	392	14,465	4,991
Main Replacements	MR, 330'-4" Maple Ave., Lansdowne	A1007712	322000	-	20,370	-
Main Replacements	MR, 1530'-8" Lewis Rd, Haverford	A1007715	322000	-	-	23,916
Main Replacements	MR, 1270'-8" Hillview, Upper Merion	B1006632	322000	54	-	15,984
Main Replacements	MR, 820'-8" Belmont Terrace, Lower Merion	B1006803	322000	1,129	8,496	-
Main Replacements	MR, 50'-8" Lincoln Highway, Tredyffrin	B1006804	322000	-	-	429,983
Main Replacements	MR, 1990'-8" Parkes Run, Radnor	B1006805	322000	-	-	227,928
Main Replacements	MR, 140'-8" Newton Street Rd, Newtown Squa	B1006808	322000	-	196,584	324,372
Main Replacements	MR, 200'-4" Markee Terrace, Lower Merion	B1006818	322000	-	3,353	-
Main Replacements	MR, Sheldon Lane, Lower Merion	B1006825	322000	-	-	21,617
Main Replacements	MR, 2400'-8" Buck Lane, Haverford	B1006826	322000	231,671	-	48,366
Main Replacements	MR, 1260'-8" Melvin Rd, Schuylkill	B1006841	322000	-	-	75,790
Main Replacements	MR, 5225'-12" Papermill, Springfield	C1005829	322000	-	-	102,997
Main Replacements	MR, 920'-8" Stratford, Cheltenham	C1005833	322000	-	-	26,560
Main Replacements	MR, 410'-4" Woodland, Bryn Athyn	C1005836	322000	-	-	42,559
Main Replacements	MR, 510'-8" Rockwell, Abington	C1005837	322000	-	-	13,506
Main Replacements	MR, 540'-8" Red Lion Rd, Lower Moreland	C1005857	322000	-	-	38,283
Main Replacements	MR, 1220'-8" Harrison, Cheltenham	C1005862	322000	-	-	40,251
Main Replacements	MR, 1350'-8" Spring Rd, Cheltenham	C1005872	322000	-	-	136,307
Main Replacements	MR, 1530'-8" W Gay St, West Chester	D1002050	322000	(14,435)	-	40,779
Main Replacements	MR, 1430'-8" Darlington, W Chester	D1002060	322000	(42,267)	-	37,990
Main Replacements	MR, 1400'-8" E Washington, W Chester	D1002067	322000	-	-	(12,289)
Main Replacements	MR, 1270'-8" Linden St, West Chester	D1002075	322000	-	-	71,290
Main Replacements	MR, 982'-8" Circle & Morris, West Goshen	D1002084	322000	-	-	51,736
Main Replacements	MR, Private R/W Rt 322, West Brandywine	D1002089	322000	-	-	68,099
				183,539	1,020,159	4,307,467
Tie - Ins	TM, 1520'-8" Limekiln Pike, Upper Dublin	C1605766	322000	-	-	61,892
Tie - Ins	TM, 1060'-12" Gallagher Rd, Plymouth	C1605777	322000	-	-	87,124
Tie - Ins	TM, 235'-8" Byberry Rd, Lower Moreland	C1605835	322000	-	-	8,311
Tie - Ins	TM, 60'-8" Foster Road, Cheltenham	C1605868	322000	4,810	-	10,160
Tie - Ins	TM, 811'-12" Goshen Rd., West Goshen	D1602078	322000	-	-	17,521
Tie - Ins	TM, 785'-8" Chatwood, West Goshen	D1602094	322000	-	-	56,845
Tie - Ins	TM, Bolinger Rd, E Brandywine	D1602097	322000	-	-	257,888
Tie - Ins	TM, 234'-8" Glen Echo, W Whiteland	D1602112	322000	-	-	19,456
Tie - Ins	TM, 695'-8" Susan Dr, W Goshen	D1602160	322000	-	-	38,100
Tie - Ins	TM, 12" Bolinger Rd on Reeceville Rs	D1602161	322000	-	-	224,247
Tie - Ins	200'-2" Icedale, Honeybrook	D1602162	322000	-	-	9,543
				4,810	-	791,087
Main Cleaning & Lining	MC, 12800'-6" Fairfield Rd, Upper Darby	A2000990	322000	-	-	415,737
Main Cleaning & Lining	MC, 15608'-6" Woodland Ave., Upper Darby	A2001118	322000	-	-	373,472
Main Cleaning & Lining	MC, 7759'-6" Orchard Way, Radnor	B2000096	322000	-	-	96,375
Main Cleaning & Lining	MC, 6384'06" Mount Pleasant, Lwr Merion	B2001190	322000	-	-	192,365
Main Cleaning & Lining	MC, 4849'-6" Maple Hill, Lower Merion	B1001428	322000	-	-	35,913
Main Cleaning & Lining	MC, 9500'-6" Corinthian Rd., Upper Merion	B2005827	322000	-	-	71,215
Main Cleaning & Lining	MC, 8700'-6" Tomlinson Rd., Bryn Athyn	C2000286	322000	-	-	41,124
Main Cleaning & Lining	MC, 12,776'-6" Boyer, Cheltenham	C2000622	322000	-	-	574,748
Main Cleaning & Lining	MC, 9337'-6" Fisher, Abington	C2000679	322000	-	-	306,353
				-	-	2,107,302
Minor Main Replacements			322000	107,738	131,001	187,283
				107,738	131,001	187,283

Philadelphia Suburban Water Company
 Eligible Projects Closed To Utility Plant By Month

Category	Project Name	Auth	Acct	June '01	July '01	August '01
Main Replacement (Highway)	HR, Wycombe & Nyack, Lansdowne	A3207713	322000	-	-	99,351
Main Replacement (Highway)	HR, 16" Lawrence Rd, Haverford	A3207714	322000	-	-	11,492
Main Replacement (Highway)	HR, 350'-16" Rt 252, Tredyffrin	B3206733	322000	-	-	1,061
Main Replacement (Highway)	HR, Georges Lane at Oakford Rd, Ardmore	B3206772	322000	-	17,169	915
Main Replacement (Highway)	HR, Rt 413, Bristol Twp	C3205842	322000	13,041	-	-
Main Replacement (Highway)	HR, 16" Rt. 413, Bristol Twp	C3205843	322000	14,988	-	848
Main Replacement (Highway)	HR, 1375'-8" Rt 413, Bristol	C3205844	322000	-	-	6,454
Main Replacement (Highway)	HR, Rt 413, Bristol Twp	C3205863	322000	-	-	7,163
Main Replacement (Highway)	HR, 1000'-4" Rosemore, Abington	C3205865	322000	-	-	38,052
Main Replacement (Highway)	HR, 1745'-4" Lynnewood & Fairhill	C3205866	322000	-	-	233,707
Main Replacement (Highway)	HR, 3260'-4" Edgely Rd., Abington	C3205867	322000	-	-	147,515
				<u>28,029</u>	<u>17,169</u>	<u>546,558</u>
Valve Replacement Program			322000	9,992	14,368	53,931
				<u>9,992</u>	<u>14,368</u>	<u>53,931</u>
Other Main Work	OM, Saville Ave., Eddystone	A9807708	322000	2,123	33,985	-
Other Main Work	Liberty Power Main Phase I	A9807709	322000	-	-	623,341
Other Main Work	6" GA Harmil Road, Marple Twp	A9800002	322000	32,725	-	-
Other Main Work	OM, Inst 15300'-20", Sidley Hill, Schuylkill	B9806704	322000	(6,071)	8,201	6,589
Other Main Work	OM, 10th & Fayette St, Conshohocken	C9800001	322000	34,739	-	11,392
Other Main Work	OM, 6" VR Church Road, Cheltenham	C9800002	322000	19,274	-	47,512
Other Main Work	OM, Emergency Interconnect, Bristol	C9805501	322000	-	-	408,536
Other Main Work	OM, Tie-In Robeson Twp, Berks County	D9902157	322000	-	-	337,448
				<u>82,790</u>	<u>42,186</u>	<u>1,434,818</u>
Replacement Meters				237,850	108,390	222,067
Correction of July & Aug 2000				<u>237,850</u>	<u>108,390</u>	<u>222,067</u>
Service Renewals - Worn Out in Service			323000	48,060	71,468	80,891
				<u>48,060</u>	<u>71,468</u>	<u>80,891</u>
Service Renewals - Main Rehabilitation			323000	262,431	373,443	482,256
				<u>262,431</u>	<u>373,443</u>	<u>482,256</u>
Fire Hydrants	Relocates/Replace		325000	44,202	46,588	40,006
Fire Hydrants	No Drain		325000	67,028	90,520	102,976
Fire Hydrants	2 Way Replacements		325000	-	-	1,677
				<u>111,230</u>	<u>137,108</u>	<u>144,659</u>
			GRAND TOTAL	<u>1,076,469</u>	<u>1,915,292</u>	<u>10,358,319</u>

Roaring Creek
 Consumers Water Company - Roaring Creek Division
 DSIC Eligible Projects Closed To Utility Plant By Month

Category	Project Name	Auth	Acct	June '01	July '01	Aug '01
Main Replacements	12" Butler Transmission	26025110002	3310	-	-	13,126
Main Replacements	12" Big Mine Run	26025110003	3310	-	-	193,118
Main Replacements	12" Main SR 54 Elysburg	26025110005	3310	-	-	13,194
Main Replacements	8" Main Springfield	26025110007	3310	-	-	190,815
Main Replacements	8" McNight Street	26025110008	3310	-	-	111,899
Main Replacements	8" Main Tulip St	26025110009	3310	-	-	41,083
Main Replacements	4" Ogden St	260251251005	3310	-	-	252
Main Replacements	6" Big Mine Run Bridge	260251251006	3310	-	-	4,778
Main Replacements	3" Ogden St	260251251007	3310	-	-	506
Main Replacements	4" E Market St	260251251012	3310	-	-	2,324
Main Replacements	8" Battle & Snyder	260251251015	3310	-	-	188
Main Replacements	6" Lower Sagon Road	260251251016	3310	-	-	158
Main Replacements	6" North St Cent	260251251017	3310	-	-	4,679
Main Replacements	12" Trout Run System	260251251018	3310	-	-	3,770
Main Replacements	6" Pine & Pearl Sts	260251251019	3310	-	-	3,455
Main Replacements	4" Marion Acres	260251251020	3310	-	-	2,016
Main Replacements	8" Palmers Diner	260251251021	3310	-	-	5,301
				-	-	<u>590,662</u>
Valve Replacement Program			3310	-	-	21,927
				-	-	<u>21,927</u>
Replacement Meters			3340	-	-	709
				-	-	<u>709</u>
Service Renewals - Worn Out in Service			3330	-	-	161,411
				-	-	<u>161,411</u>
Fire Hydrants	Relocates/Replace		3350	-	-	8,960
				-	-	<u>8,960</u>
				-	-	<u>783,669</u>

Susquehanna
 Consumers Water Company - Susquehanna Division
 DSIC Eligible Projects Closed To Utility Plant By Month

Category	Project Name	Auth.	Acct	June '01	July '01	Aug '01
Main Replacements	6" Main Shepperd Rd	270251050001	3310	-	-	22,959
Main Replacements	Main Frederick St	270251050002	3310	-	-	13,211
Main Replacements	Main PA Ave	270251050003	3310	-	-	4,102
Main Replacements	12" Elmira St, Athens	270251980001	3310	-	-	177,631
Main Replacements	8" Herrick Rd	270251981001	3310	-	-	10,592
				-	-	228,495
Valve Replacement Program			3310	-	-	-
Replacement Meters			3340	-	-	-
Service Renewals - Worn Out in Service			3330	-	-	7,431
				-	-	7,431
Fire Hydrants	Relocates/Replace		3350	-	-	-
				-	-	-
			GRAND TOTAL	-	-	235,926

Shenango
Consumers Water Company - Shenango Division
DSIC Eligible Projects Closed To Utility Plant By Month

Category	Project Name	Auth	Acct	June '01	July '01	Aug '01
Main Replacements	16" Main Council Ave	28020110004	3310	-	-	9,818
Main Replacements	Mercer Otter Design	28020110008	3310	-	-	3,639
Main Replacements	12" Main Stambaugh Ave	28020110012	3310	-	-	3,476
Main Replacements	12" Main North Pitt	28020111001	3310	-	-	7,455
Main Replacements	Main Boyd St	28020111002	3310	-	-	2,600
Main Replacements	8" Darr and French	28020111005	3310	-	-	5,783
Main Replacements	8" Russell St	28020111007	3310	-	-	91,171
Main Replacements	Andrew St, Shenango	28020111008	3310	-	-	31,294
Main Replacements	12" E Butler, Mercer	28020111009	3310	-	-	5,285
Main Replacements	8" E Beaver & Otter	28020111010	3310	-	-	14,971
Main Replacements	8" TS&V Andrew & Russell	28020111013	3310	-	-	5,800
Main Replacements	10" Russell at N Water St	28020111014	3310	-	-	1,423
Main Replacements	4" Valve Andrew	28020111015	3310	-	-	500
Main Replacements	Main Riddell at Balm	28021160001	3310	-	-	5,169
Main Replacements	Main East State St	28021250001	3310	-	-	960
Main Replacements	Main Capital Court	28021250002	3310	-	-	1,152
Main Replacements	Main Wengler St	28021251001	3310	-	-	2,708
Main Replacements	Main Woodland Ave	28021251002	3310	-	-	2,420
Main Replacements	Main East State St at Autozone	28021251003	3310	-	-	990
Main Replacements	Main Smith Ave	28021251004	3310	-	-	3,830
Main Replacements	Main Farrell Terrace	28021251007	3310	-	-	2,540
Main Replacements	Estate at Kilgore	28021251008	3310	-	-	1,498
Main Replacements	Route 18 High School	28021251009	3310	-	-	8,916
Main Replacements	Broadway Street	28021251010	3310	-	-	11,316
Main Replacements	3083 WM	28021251011	3310	-	-	8,989
Main Replacements	Clubhouse Drive	28021251012	3310	-	-	908
Main Replacements	Vine Ave	28021251013	3310	-	-	11,094
Main Replacements	Sharon N Castle	28021251014	3310	-	-	1,522
Main Replacements	Kiwanis Park Drive	28021251015	3310	-	-	970
Main Replacements	Route 18	28021300007	3310	-	-	30,584
Main Replacements	Route 18	28021301001	3310	-	-	183,770
				-	-	462,551
Valve Replacement Program			3310	-	-	4,472
				-	-	4,472
Replacement Meters			3340	-	-	52,527
				-	-	52,527
Service Renewals - Worn Out in Service			3330	-	-	70,787
				-	-	70,787
Fire Hydrants	Relocates/Replace		3350	-	-	15,810
				-	-	15,810
				-	-	606,147



762 W. Lancaster Avenue
Bryn Mawr, PA 19010-3489
610.525.1400

P-00961034

RECEIVED December 19, 2001

James J. McNulty, Secretary
Pennsylvania Public Utility Commission
Two North Keystone
Commonwealth Keystone Building
400 North Street
Harrisburg, PA 17120

DEC 19 2001
PA PUBLIC UTILITY COMMISSION
SECRETARY'S BUREAU
DOCUMENT FOLDER

Re: Quarterly Distribution System Improvement Charge (DSIC)

Dear Secretary McNulty:

Enclosed are eight copies of PSW's Consolidated PA DSIC filing. As noted in the PUC Order, these documents are also being served on the Office of Consumer Advocate, the Office of Trial Staff and the Office of Small Business Advocate. PSW is also serving these documents to the PUC Bureau of Audits.

If you have any questions regarding this filing, please contact me at (610) 645-1130.

Sincerely,

Robert M. Griffin
Manager of Regulatory Accounting

RMG/
Certificate of Service

50

PHILADELPHIA SUBURBAN WATER COMPANY
CERTIFICATE OF SERVICE

BEFORE THE
PENNSYLVANIA PUBLIC UTILITY COMMISSION

PHILADELPHIA SUBURBAN
WATER COMPANY

:
:
:
:
:

Distribution System
Improvement Charge (DSIC)
Filing

CERTIFICATE OF SERVICE

I hereby certify that I have this day filed PSW's DSIC update and supporting workpapers with the PA Public Utility Commission and upon the person(s) and in the manner indicated below:

VIA FEDERAL EXPRESS

Irwin A. Popowsky, Esq.
Office of Consumer Advocate
555 Walnut Avenue, Fifth Floor
Forum Place
Harrisburg, PA 17101-1921

Charles Hoffman, Director
Office of Trial Staff
Keystone Commonwealth Building
North Street
Harrisburg, PA 17102

Thomas P. Gadsden, Esq.
Morgan, Lewis & Bockius
1701 Market Street
Philadelphia, PA 19103-2921
(via first class mail)


Dated: December 19, 2001

Carol Pennington, Esq.
Office of Small Business Advocate
Suite 1102, Commerce Bldg.
300 N. Second Street
Harrisburg, PA 17101-1921

Thomas Sheets
Bureau of Audits
Commonwealth Keystone Building
400 North Street
Harrisburg, PA 17120

RECEIVED

DEC 19 2001
PA PUBLIC UTILITY COMMISSION
SECRETARY'S BUREAU



Robert M. Griffin
Manager of Regulatory Accounting

PHILADELPHIA SUBURBAN WATER COMPANY

DISTRIBUTION SYSTEM IMPROVEMENT CHARGE ("DSIC") CALCULATION

Acct	Description	July-Aug 2000 Actual	Sept-Nov 2000 Actual	Dec '00-Aug '01 Actual	Sept 2001 Actual	Oct 2001 Actual	Nov 2001 Actual	Three Months To Date	Total To Date
322000	Main Cleaning & Relining	2,507,044	3,758,178	4,775,798	47,774	1,201,932	130,519	1,380,225	12,421,245
322000	Major Main Replacements	4,733,125	7,628,844	18,697,777	71,215	300,507	1,092,203	1,463,925	32,523,671
322000	Minor Changes in Mains	0	0	0	0	0	0	0	0
322000	Minor Main Replacements	322,864	379,508	1,218,538	81,951	169,564	164,179	415,694	2,336,604
322000	Tie in Dead End Mains	508,028	5,022,615	6,101,680	1,861	912,699	248,356	1,162,916	12,795,239
322000	Unreimbursed Imprvmts due to highway relocations	82,615	488,362	1,132,284	11,696	0	20,259	31,955	1,735,216
322000	Valve Replacement Program	84,419	216,677	297,680	15,372	14,022	36,268	65,662	664,438
323000	Repl Services	128,228	259,915	1,155,616	78,737	98,141	178,111	354,989	1,898,748
323000	Repl Services due to Main Rehabilitation	329,939	502,233	2,971,373	79,458	271,141	271,779	622,378	4,425,923
324000	Replacement Meters	292,370	593,498	1,984,245	133,829	220,877	232,441	587,147	3,457,260
325000	Replacement Fire Hydrants	179,045	307,621	1,039,745	75,734	60,498	83,681	219,913	1,746,324
TOTAL ADDITIONS		9,167,677	19,157,451	39,374,736	597,627	3,249,381	2,457,796	6,304,804	74,004,668

Note: no change to PSW tariff, as rate stays at 5%

DOCUMENT
FOLDFD

DOCKETED
JAN 02 2002

PHILADELPHIA SUBURBAN WATER COMPANY

DISTRIBUTION SYSTEM IMPROVEMENT CHARGE ("DSIC") CALCULATION

Acct	Description	Accumulated	Quarterly	Quarterly	Accumulated	Depr	Quarterly
		Depreciation	Depr. On	Depr. on 9/01	Depreciation		
		Bal. 8/31/01	Prior Assets	- 11/01 Assets	Bal. 11/30/01		
			(1)	(2)			
322000	Main Cleaning & Relining	159,928	58,793	3,675	222,396	2.13%	66,143
322000	Major Main Replacements	223,413	91,626	2,159	317,198	1.18%	95,945
322000	Minor Changes in Mains	0	0	0	0	1.18%	0
322000	Minor Main Replacements	13,521	5,667	613	19,801	1.18%	6,800
322000	Tie in Dead End Mains	86,072	34,315	1,715	122,102	1.18%	37,740
322000	Unreimbursed Imprvmnts due to highway relocations	9,448	5,025	47	14,520	1.18%	5,119
322000	Valve Replacement Program	7,955	3,054	167	11,176	2.04%	3,389
323000	Repl Services	14,765	7,294	839	22,898	1.89%	8,972
323000	Repl Services due to Main Rehabilitation	35,504	17,972	1,470	54,946	1.89%	20,912
324000	Replacement Meters	71,029	32,432	3,317	106,778	4.52%	39,067
325000	Replacement Fire Hydrants	14,686	6,793	489	21,968	1.78%	7,771
TOTAL		636,321	262,971	14,491	913,783		291,957

(1) One Full Quarter's Depreciation.

(2) One Half Quarter Depreciation.

PHILADELPHIA SUBURBAN WATER COMPANY

DISTRIBUTION SYSTEM IMPROVEMENT CHARGE ("DSIC") CALCULATION

	DSIC EFFECTIVE
	<u>1/1/2002</u>
Applicable Additions	74,004,668
Less Accumulated Depreciation @ November 30, 2001	(913,783)
Net Rate Base Includable in DSIC Calculation	<u>73,090,885</u>
Annual Revenue Requirement Rate	12.28%
Quarterly Revenue Requirement Rate	3.0700%
Quarterly Capital Cost Recovery	<u>2,243,890</u>
Quarterly Depreciation Expense	291,957
Total Quarterly DSIC Revenue Requirement	<u>2,535,847</u>
2000 DSIC True-up [\$55,676 Over-collection + \$9,829 Interest = (\$65,505) / 4 qtrs = (\$16,376)] (Final Quarter for 2000 True-Up)	<u>(16,376)</u>
	2,519,471
Applicable Base Rate Revenue	44,689,035
DSIC RATE	<u>5.00%</u>

WEIGHTED COST OF CAPITAL AT 11/30/01:

	Proforma Per Books	Capital Structure	Cost Rate	Weighted Avg. Cost Rate	Tax Multiplier	Rev Req
Debt	398,332,534	52.49%	7.15%	3.75%		3.75%
Preferred	0	0.00%	4.78%	0.00%	1.709211797	0.00%
Equity	360,547,776	47.51%	10.50%	4.99%	1.709211797	8.53%
	<u>758,880,310</u>	<u>100.0%</u>		<u>8.74%</u>		<u>12.28%</u>

Note: The cost rate of debt and preferred stock are the Company's actual cost rates. The equity cost rate is the equity return rate calculated by the Commission staff and presented in the latest Quarterly Report on the Earnings of Jurisdictional Utilities. The tax multiplier is calculated as follows: $1 / [(1 - Pa. Tax Rate) \times (1 - Fed. Tax Rate)]$ where the Pa. tax rate is 9.99% and Fed. tax rate is 35%.

PHILADELPHIA SUBURBAN WATER COMPANY
 COMPOSITE COST OF TOTAL DEBT OUTSTANDING
 PRO-FORMA AT NOVEMBER 30,2001

SERIES	AMOUNT OUTSTANDING	PERCENT TO TOTAL	EFFECTIVE INT RATE	WEIGHTED INT RATE	ANNUAL INT COST
FIRST MORTGAGE BONDS					
9.890% SERIES DUE 2008	5,000,000	1.25%	9.96%	0.12%	
9.930% SERIES DUE 2013	5,000,000	1.25%	10.01%	0.13%	
9.970% SERIES DUE 2018	5,000,000	1.25%	10.07%	0.13%	
9.120% SERIES DUE 2010	20,000,000	5.00%	9.21%	0.46%	
9.290% SERIES DUE 2026	12,000,000	3.00%	9.36%	0.28%	
9.170% SERIES DUE 2021	8,000,000	2.00%	9.23%	0.18%	
9.170% SERIES DUE 2011	5,000,000	1.25%	9.21%	0.12%	
(R C) 9.53% SERIES DUE 2019	4,000,000	1.00%	9.74%	0.10%	
(R C) 6.375% SERIES DUE 2025	14,000,000	3.50%	6.72%	0.24%	
(Susq) 8.260% SERIES DUE 2022	1,500,000	0.38%	8.55%	0.03%	
(Shen) 9.500% SERIES DUE 2006	1,440,000	0.36%	9.75%	0.04%	
(Shen) 9.220% SERIES DUE 2019	2,534,480	0.63%	9.54%	0.06%	
(Shen) 1.000% SERIES DUE 2011	653,470	0.16%	1.25%	0.00%	
(Shen) 8.320% SERIES DUE 2022	3,500,000	0.88%	8.49%	0.07%	
(Shen) 8.140% SERIES DUE 2025	4,000,000	1.00%	8.28%	0.08%	
7.150% SERIES DUE 2008	14,000,000	3.50%	7.28%	0.25%	
	105,627,950	26.42%		2.29%	
FIRST MORTGAGE BONDS (Medium Term Notes)					
7.720% SERIES DUE 2025	15,000,000	3.75%	7.81%	0.29%	
6.820% SERIES DUE 2005	10,000,000	2.50%	6.99%	0.17%	
6.890% SERIES DUE 2015	12,000,000	3.00%	6.99%	0.21%	
6.990% SERIES DUE 2006	10,000,000	2.50%	7.15%	0.18%	
6.830% SERIES DUE 2003	10,000,000	2.50%	6.99%	0.17%	
7.470% SERIES DUE 2003	10,000,000	2.50%	7.64%	0.19%	
7.060% SERIES DUE 2004	10,000,000	2.50%	7.22%	0.18%	
6.750% SERIES DUE 2007	10,000,000	2.50%	6.83%	0.17%	
6.300% SERIES DUE 2002	10,000,000	2.50%	6.48%	0.16%	
6.140% SERIES DUE 2008	10,000,000	2.50%	6.21%	0.16%	
5.800% SERIES DUE 2003	10,000,000	2.50%	6.10%	0.15%	
5.850% SERIES DUE 2004	10,000,000	2.50%	5.98%	0.15%	
6.000% SERIES DUE 2004	15,000,000	3.75%	6.25%	0.23%	
7.400% SERIES DUE 2005	11,000,000	2.75%	7.56%	0.21%	
7.400% SERIES DUE 2005	15,000,000	3.75%	7.59%	0.28%	
6.21% SERIES DUE 2011	15,000,000	3.75%	6.23%	0.23%	
	183,000,000	45.77%		3.15%	
UTMA NOTE					
9.000% NOTE DUE 2013	1,434,238	0.36%	9.00%	0.03%	
IDB & PENNVEST					
5.950% SERIES DUE 2002	800,000	0.20%	6.62%	0.01%	
6.500% SERIES DUE 2008	3,200,000	0.80%	7.35%	0.06%	
2.84% BRISTOL PENNVEST DUE 2019	5,565,865	1.39%	2.86%	0.04%	
3.237%-4.047% FERNHILL PENNVEST	669,826	0.17%	3.84%	0.01%	
3.237%-4.047% NORTH WAYNE #2 PENNVEST	1,196,555	0.30%	3.84%	0.01%	
3.045%-3.806% NORTH WAYNE #1 PENNVEST	47,567	0.01%	3.61%	0.00%	
3.237%-4.047% GLENSIDE PENNVEST	348,953	0.09%	3.84%	0.00%	
PICKERING DAM PENNVEST	111,725	0.03%	3.84%	0.00%	
6.350% SERIES DUE 2025	22,000,000	5.50%	6.58%	0.36%	
(RC) 1.00% SERIES DUE 2020 PENNVEST	476,534	0.12%	1.26%	0.00%	
(Susq) 2.407%-3.613% SERIES PENNVEST	154,738	0.04%	3.33%	0.00%	
(Susq) 2.407%-3.613% SERIES PENNVEST	419,882	0.11%	3.33%	0.00%	
(Shen) 1.551%-3.032% SERIES PENNVEST	1,382,634	0.35%	2.66%	0.01%	
(Shen) 6.000% SERIES DUE 2030	18,360,000	4.59%	6.22%	0.29%	
5.35% DCIDA DUE 2031	30,000,000	7.50%	5.52%	0.41%	
6.000% SERIES DUE 2029	25,000,000	6.25%	6.19%	0.39%	
	109,734,279	27.45%		1.60%	
REVOLVING CREDIT AGREEMENT					
VARIOUS	0	0.00%	6.50%	0.00%	
TOTAL DEBT	399,796,467	100.00%		7.08%	28,296,568
ANNUAL AMORT. OF CALL PREMIUM					203,638
CALL PREMIUM	(1,463,933)				28,500,206
TOTAL DEBT, NET OF CALL PREMIUM	398,332,534			7.15%	28,500,206

PHILADELPHIA SUBURBAN WATER COMPANY
COMPUTATION OF EFFECTIVE COST RATE OF LONG TERM DEBT

SERIES	DATE OF ISSUE	DATE OF MATURITY	AVG TERM IN YEARS	PRINCIPAL ISSUED	ISSUANCE EXPENSE	NET PROCEEDS	RATIO	EFFECTIVE COST RATE
FIRST MORTGAGE BONDS								
9.890% SERIES DUE 2008	7/25/1988	6/1/2008	20.0	5,000,000	30,993	4,969,007	99.38%	9.96%
9.930% SERIES DUE 2013	7/25/1988	6/1/2013	25.0	5,000,000	38,741	4,961,259	99.23%	10.01%
9.970% SERIES DUE 2018	7/25/1988	6/1/2018	30.0	5,000,000	46,489	4,953,511	99.07%	10.07%
9.120% SERIES DUE 2010	1/12/1990	1/15/2010	20.0	20,000,000	165,853	19,834,147	99.17%	9.21%
9.290% SERIES DUE 2026	12/12/1991	9/15/1926	35.0	12,000,000	90,983	11,909,017	99.24%	9.36%
9.170% SERIES DUE 2021	12/12/1991	9/15/1921	25.5	8,000,000	44,192	7,955,808	99.45%	9.23%
9.170% SERIES DUE 2011	12/12/1991	9/15/2011	20.0	5,000,000	21,663	4,978,337	99.57%	9.21%
(R C) 9.53% SERIES DUE 2019	12/1/1989	12/1/2019	30.0	4,000,000	79,761	3,920,239	98.01%	9.74%
(R C) 6.375% SERIES DUE 2025	11/1/1993	10/1/2023	30.0	14,000,000	613,594	13,386,406	95.62%	6.72%
(Susq) 8.260% SERIES DUE 2022	11/1/1992	11/1/2022	30.0	1,500,000	46,566	1,453,434	96.90%	8.55%
(Shen) 9.500% SERIES DUE 2006	9/1/1986	9/1/2006	20.0	3,000,000	66,083	2,933,917	97.80%	9.75%
(Shen) 9.220% SERIES DUE 2019	11/1/1989	11/1/2019	30.0	3,500,000	110,278	3,389,722	96.85%	9.54%
(Shen) 1.000% SERIES DUE 2011	12/1/1991	11/30/2011	20.0	1,250,000	55,307	1,194,693	95.58%	1.25%
(Shen) 8.320% SERIES DUE 2022	11/1/1992	11/1/2022	30.0	3,500,000	63,651	3,436,349	98.18%	8.49%
(Shen) 8.140% SERIES DUE 2025	11/1/1995	11/1/2025	30.0	4,000,000	62,687	3,937,313	98.43%	8.28%
7.150% SERIES DUE 2008	4/1/1993	4/1/2008	10.0	22,000,000	205,647	21,794,353	99.07%	7.28%
MEDIUM TERM NOTES								
7.720% SERIES DUE 2025	5/19/1995	5/15/2025	30.0	15,000,000	160,429	14,839,571	98.93%	7.81%
6.820% SERIES DUE 2005	6/29/1995	6/15/2005	10.0	10,000,000	123,188	9,876,812	98.77%	6.99%
6.890% SERIES DUE 2015	12/19/1995	12/15/2015	20.0	12,000,000	128,343	11,871,657	98.93%	6.99%
6.990% SERIES DUE 2006	4/12/1996	4/15/2006	10.0	10,000,000	113,618	9,886,382	98.86%	7.15%
6.830% SERIES DUE 2003	11/9/1996	11/1/2003	7.0	10,000,000	86,952	9,913,048	99.13%	6.99%
7.470% SERIES DUE 2003	7/9/1996	7/1/2003	7.0	10,000,000	90,376	9,909,624	99.10%	7.64%
7.060% SERIES DUE 2004	3/12/1997	3/12/2004	7.0	10,000,000	86,952	9,913,048	99.13%	7.22%
6.750% SERIES DUE 2007	7/15/1997	8/15/2007	10.0	10,000,000	108,028	9,891,972	98.92%	6.83%
6.300% SERIES DUE 2002	10/15/1997	10/15/2002	5.0	10,000,000	75,976	9,924,024	99.24%	6.48%
6.140% SERIES DUE 2008	1/19/1998	2/1/2008	10.0	10,000,000	52,213	9,947,787	99.48%	6.21%
5.800% SERIES DUE 2003	1/19/1998	2/1/2003	5.0	10,000,000	128,811	9,871,189	98.71%	6.10%
5.850% SERIES DUE 2004	1/22/1999	2/1/2004	5.0	10,000,000	55,781	9,944,219	99.44%	5.98%
6.000% SERIES DUE 2004	4/27/1999	5/1/2004	5.0	15,000,000	157,732	14,842,268	98.95%	6.25%
7.400% SERIES DUE 2005	8/1/1999	8/1/2019	5.0	11,000,000	81,581	10,918,419	99.26%	7.56%
7.400% SERIES DUE 2005	10/7/1999	2/1/2005	5.0	15,000,000	123,226	14,876,774	99.18%	7.59%
6.21% SERIES DUE 2011	10/25/2001	11/1/2011	10.0	15,000,000	49,350	14,950,650	99.67%	6.23%
UTMA NOTE								
9.000% NOTE DUE 2013	12/30/1992	12/31/2013	21.0	1,967,462	0	1,967,462	100.00%	9.00%
IDB & PENNVEST								
5.950% SERIES DUE 2002	6/1/1992	6/1/2002	5.5	4,000,000	122,006	3,877,994	96.95%	6.62%
6.500% SERIES DUE 2008	6/1/1992	6/1/2008	14.5	3,200,000	239,696	2,960,304	92.51%	7.35%
2.84% BRISTOL PENNVEST DUE 2019	8/1/2000	8/1/2019	20.0	5,949,630	17,560	5,932,070	99.70%	2.86%
3.237%-4.047% FERNHILL PENNVEST	8/8/2000	12/1/2020	20.0	768,543	0	768,543	100.00%	3.84%
3.237%-4.047% NORTH WAYNE #2 PENNVEST	11/29/2000	8/1/2021	20.0	1,209,744	0	1,209,744	100.00%	3.84%
3.045%-3.806% NORTH WAYNE #1 PENNVEST	3/1/2001	3/1/2021	20.0	1,346,773	0	1,346,773	100.00%	3.61%
3.237%-4.047% GLENSIDE PENNVEST	8/8/2000	12/1/2020	20.0	415,250	0	415,250	100.00%	3.84%
PICKERING DAM PENNVEST				120,415	0	120,415	100.00%	3.84%
6.350% SERIES DUE 2025	8/31/1995	8/15/2025	20.0	22,000,000	665,402	21,334,598	96.98%	6.58%
(RC) 1.00% SERIES DUE 2020	8/8/2000	12/1/2020	20.0	651,125	0	651,125	100.00%	1.26%
(Susq) 2.40% SERIES DUE 2020	8/8/2000	12/1/2020	20.0	198,137	0	198,137	100.00%	3.33%
(Susq) 2.407%-3.613% SERIES	11/1/2000	8/1/2021	20.0	487,000	0	487,000	100.00%	3.33%
(Shen) 1.551%-3.032% SERIES	3/13/2001	9/1/2021	20.0	1,815,000	0	1,815,000	100.00%	2.66%
(Shen) 6.000% SERIES DUE 2030	6/28/2000	7/1/1930	30.0	18,360,000	695,724	17,664,276	96.21%	6.22%
5.35% DCIDA DUE 2031	11/1/2001	10/1/1931	30.0	30,000,000	798,164	29,201,836	97.34%	5.52%
6.000% SERIES DUE 2029	10/7/1999	6/1/2029	30.0	25,000,000	756,113	24,243,887	96.98%	6.19%

Philadelphia Suburban Water Company
DSIC Eligible Projects Closed To Utility Plant By Month

Category	Project Name	Auth	Acct	Sept '01	Oct '01	Nov '01
Main Replacements	MR, Rose Valley Road, Media	A1007593	322000	11,312	12,880	12,919
Main Replacements	MR, Cypress, Fern, Rose, Cobbs Ck, Yeadon	A1007656	322000	-	(102,118)	-
Main Replacements	MR, 280'-8" Chester Pike, Glenolden	A1007676	322000	22,350	203,814	51
Main Replacements	MR, 4500'-12" State Rd, Upper Darby	A1007684	322000	8,435	8,617	3,779
Main Replacements	MR, 1465'-8" Sharon Ave, Sharon Hill	A1007685	322000	1,929	31,270	869
Main Replacements	MR, 1200'-8" Nyack Ave, Lansdowne	A1007738	322000	-	104,764	-
Main Replacements	MR, 10" Wycombe, Lansdowne	A1007742	322000	-	-	58,786
Main Replacements	MR, 50'-8" Lincoln Highway, Tredyffrin	B1006804	322000	4,775	-	-
Main Replacements	MR, 140'-8" Newton Street Rd, Newtown Squa	B1006808	322000	19,909	3,439	-
Main Replacements	MR, 1350'-8" Spring Rd, Cheltenham	C1005872	322000	2,505	-	-
Main Replacements	MR, 3400'-8" Glenside, Cheltenham	C1005877	322000	-	-	341,283
Main Replacements	MR, 180'-8" Christine, Bristol	C1005906	322000	-	9,418	22,890
Main Replacements	MR, 982'-8" Circle & Morris, West Goshen	D1002084	322000	-	28,423	-
				71,215	300,507	440,577
Tie - Ins	TM, 785'-8" Chatwood, West Goshen	D1602094	322000	1,861	19,659	-
Tie - Ins	TM, 1130'-8" Kendall at Coniston, Pocopson	D1602134	322000	-	-	73,173
Tie - Ins	TM, 12" Bolinger Rd on Reeceville Rs	D1602161	322000	-	-	115,020
				1,861	19,659	188,193
Main Cleaning & Lining	MC, 12800'-6" Fairfield Rd, Upper Darby	A2000990	322000	47,774	6,355	130,519
Main Cleaning & Lining	MC, 11,950'-6" Robinson Ave, Haverford	A2001376	322000	-	495,617	-
Main Cleaning & Lining	MC, 3850'-6" Mulberry La, Newtown Sq	A2002834	322000	-	202,140	-
Main Cleaning & Lining	MC, 6197'-6" Ardmore Ave, Lower Merion	B2000648	322000	-	497,820	-
				47,774	1,201,932	130,519
Minor Main Replacements			322000	81,951	169,564	164,179
				81,951	169,564	164,179
Main Replacement (Highway)	HR, Lacross Ave, Lansdowne	A3207737	322000	-	-	20,259
Main Replacement (Highway)	HR 8" Old Eagle Rd, Tredyffrin	B3206849	322000	1,243	-	-
Main Replacement (Highway)	HR, 8" Old Eagle Rd, Tredyffrin	B3206850	322000	1,031	-	-
Main Replacement (Highway)	HR, 12" Swedesford Rd, Tredyffrin	B3206851	322000	4,285	-	-
Main Replacement (Highway)	HR, 8" Swedesford Rd, Tredyffrin	B3206852	322000	5,137	-	-
				11,696	-	20,259
Valve Replacement Program			322000	15,372	14,022	9,794
				15,372	14,022	9,794
Other Main Work	Liberty Power Main Phase 1	A9807710	322000	-	681,529	-
Other Main Work	OM, 6" VR Church Road, Cheltenham	C9800002	322000	-	211,511	-
Other Main Work	OM, Emergency Interconnect, Bristol	C9805501	322000	-	-	28,276
Other Main Work	OM, 8" Susan and Tree Lane,	D9902085	322000	-	-	31,887
				-	893,040	60,163
Replacement Meters				133,829	220,877	159,992
Correction of July & Aug 2000				133,829	220,877	159,992
Service Renewals - Worn Out in Service			323000	78,737	98,141	72,421
				78,737	98,141	72,421

Philadelphia Suburban Water Company
 DSIC Eligible Projects Closed To Utility Plant By Month

Category	Project Name	Auth	Acct	Sept '01	Oct '01	Nov '01
Service Renewals - Main Rehabilitation			323000	79,458	271,141	271,779
				<u>79,458</u>	<u>271,141</u>	<u>271,779</u>
Fire Hydrants	Relocates/Replace		325000	26,991	30,485	24,967
Fire Hydrants	No Drain		325000	43,659	18,569	8,295
Fire Hydrants	2 Way Replacements		325000	5,084	11,444	4,503
				<u>75,734</u>	<u>60,498</u>	<u>37,765</u>
GRAND TOTAL				597,627	3,249,381	1,555,641

Roaring Creek
 Consumers Water Company - Roaring Creek Div
 DSIC Eligible Projects Closed To Utility Plant By Month

Category	Project Name	Auth	Acct	Sept '01	Oct '01	Nov '01
Main Replacements	12" Butler Transmission	26025110002	3310	-	-	1,461
Main Replacements	12" Big Mine Run	26025110003	3310	-	-	26,142
Main Replacements	8" McNight Street	26025110008	3310	-	-	10,877
Main Replacements	8" Anthra Plaza	260251101005	3310	-	-	19,054
Main Replacements	Butler Twp Main Replacement	260251101008	3310	-	-	34,578
Main Replacements	Centralia Main Replacement	260251101009	3310	-	-	502
Main Replacements	6" Main Cherry & Hemlock St	260251251002	3310	-	-	2,512
Main Replacements	8" Palmers Diner	260251251021	3310	-	-	7,215
Main Replacements	8" Mt Carmel Ave	260251251022	3310	-	-	2,336
				-	-	104,677
Valve Replacement Program			3310	-	-	23,339
				-	-	23,339
Replacement Meters			3340	-	-	17,728
				-	-	17,728
Service Renewals - Worn Out in Service			3330	-	-	53,362
				-	-	53,362
Fire Hydrants	Relocates/Replace		3350	-	-	7,296
				-	-	7,296
GRAND TOTAL				-	-	206,402

Susquehanna
 Consumers Water Company - Susquehanna Div
 DSIC Eligible Projects Closed To Utility Plant By Month

Category	Project Name	Auth	Acct	Sept '01	Oct '01	Nov '01
Main Replacements	12" Elmira St	270251981002	3310	-	-	27,609
				-	-	27,609
Valve Replacement Program			3310	-	-	-
				-	-	-
Replacement Meters			3340			29,225
				-	-	29,225
Service Renewals - Worn Out in Service			3330	-	-	7,091
				-	-	7,091
Fire Hydrants	Relocates/Replace		3350	-	-	1,694
				-	-	1,694
GRAND TOTAL				-	-	65,619

Shenango
 Consumers Water Company - Shenango Division
 DSIC Eligible Projects Closed To Utility Plant By Month

Category	Project Name	Auth	Acct	Sept '01	Oct '01	Nov '01
Main Replacements	8" Darr and French	28020111005	3310	-	-	31,485
Main Replacements	8" Farrell Terrace	28020111006	3310	-	-	101,799
Main Replacements	8" Russell St	28020111007	3310	-	-	6,107
Main Replacements	8" Pearl Street	28020111022	3310	-	-	184,115
Main Replacements	Main Farrell Terrace	28021251007	3310	-	-	3,472
Main Replacements	Route 18 High School	28021251009	3310	-	-	1,680
Main Replacements	Broadway Street	28021251010	3310	-	-	3,580
Main Replacements	Vine Ave	28021251013	3310	-	-	8,300
Main Replacements	Kiwanis Park Drive	28021251015	3310	-	-	1,102
Main Replacements	Daugherty	28021251016	3310	-	-	1,647
Main Replacements	Pearl	28021251017	3310	-	-	1,910
Main Replacements	Route 18	28021300007	3310	-	-	12,594
Main Replacements	12" Route 18 North Phase	28021301002	3310	-	-	136,186
Main Replacements	8" Route 18 North Phase	28021301003	3310	-	-	25,363
				-	-	519,340
Valve Replacement Program			3310	-	-	3,135
				-	-	3,135
Replacement Meters			3340	-	-	25,496
				-	-	25,496
Service Renewals - Worn Out in Service			3330	-	-	45,237
				-	-	45,237
Fire Hydrants	Relocates/Replace		3350	-	-	36,926
				-	-	36,926
			GRAND TOTAL	-	-	630,134