

AQUA DOCUMENT
Pennsylvania **FOLDER**

Aqua Pennsylvania, Inc.
762 W. Lancaster Avenue
Bryn Mawr, PA 19010

www.aquapennsylvania.com

VIA FEDERAL EXPRESS

RECEIVED

June 17, 2004

James J. McNulty, Secretary
Pennsylvania Public Utility Commission
Two North Keystone
Commonwealth Keystone Building
400 North Street
Harrisburg, PA 17120

JUN 17 2005

PA PUBLIC UTILITY COMMISSION
SECRETARY'S BUREAU

P-00961036

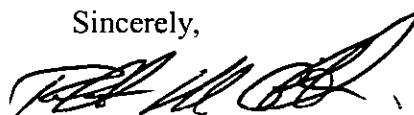
Re: Quarterly Distribution System Improvement Charge (DSIC)

Dear Secretary McNulty:

Enclosed are eight copies of Aqua Pennsylvania's DSIC filing for the third quarter of 2005, including Supplement No. 57 to Water-PA P U C No. 1. As noted in the PUC Order, these documents are also being served to the Office of Consumer Advocate, the Office of Trial Staff and the Office of Small Business Advocate. Aqua Pennsylvania is also serving these documents to the PUC Bureau of Audits.

If you have any questions regarding this filing, please contact me at (610) 645-1130.

Sincerely,



Robert M. Griffin
Manager of Regulatory Accounting

RMG/
Certificate of Service

60

RECEIVED

JUN 17 2005

AQUA PENNSYLVANIA, INC.
CERTIFICATE OF SERVICE

PA PUBLIC UTILITY COMMISSION
SECRETARY'S BUREAU

BEFORE THE
PENNSYLVANIA PUBLIC UTILITY COMMISSION

Aqua Pennsylvania, Inc.

Distribution :
Improvement Charge (DSIC)
Filing

CERTIFICATE OF SERVICE

I hereby certify that I have this day filed Aqua Pennsylvania's DSIC filing for the third quarter of 2005, including Supplement No. 57 to Water-PA P U C No. 1, with the PA Public Utility Commission and upon the person(s) and in the manner indicated below:

VIA FEDERAL EXPRESS


Irwin A. Popowsky, Esq.
Office of Consumer Advocate
555 Walnut Avenue, Fifth Floor
Forum Place
Harrisburg, PA 17101-1921
(email to ddusman@paoca.org)

William R. Lloyd, Esq.
Office of Small Business Advocate
Suite 1102, Commerce Bldg.
300 N. Second Street
Harrisburg, PA 17101-1921

John Sims, Director
Office of Trial Staff
Two West Keystone
Commonwealth Keystone Building
400 North Street
Harrisburg, PA 17102

Larry Treaster
Bureau of Audits
Three East Keystone
Commonwealth Keystone Building
400 North Street
Harrisburg, PA 17102
(email to riwallace@state.pa.us &
latreaster@state.pa.us)

Dated: June 17, 2004



Robert M. Griffin
Manager of Regulatory Accounting

P-00961036

To
Water-PA.P.U.C. No. 1

AQUA PENNSYLVANIA, INC.

RECEIVED

RATES AND RULES

JUN 17 2005

GOVERNING THE DISTRIBUTION

PA PUBLIC UTILITY COMMISSION
SECRETARY'S BUREAU

OF

WATER

IN PORTIONS OF

ADAMS, BERKS, BRADFORD, BUCKS, CARBON, CHESTER, COLUMBIA, CUMBERLAND,
DELAWARE, JUNIATA, LACKAWANNA, LAWRENCE, LUZERNE, MERCER, MONTGOMERY,
MONROE, NORTHHAMPTON, NORTHUMBERLAND, PIKE, SCHUYLKILL, SUSQUEHANNA,
SNYDER, WAYNE AND WYOMING COUNTIES

ISSUED: June 17, 2005
by
NICHOLAS DeBENEDICTIS, Chairman
762 Lancaster Avenue
Bryn Mawr, Pennsylvania 19010

Effective: July 1, 2005
Issued in accordance with Section
1307(g) of the PA Public Utility
Code and Docket No. P-00961036
entered August 26, 1996

NOTICE

**THIS TARIFF UPDATES THE DISTRIBUTION SYSTEM IMPROVEMENT CHARGE
FOR ALL METERED AND UNMETERED CUSTOMERS WITH THE EXCEPTION OF
PUBLIC FIRE HYDRANTS AND CUSTOMERS WITH SPECIAL CONTRACTS**

SEE PAGE 1A

DOCKETED

DOCUMENT
FOLDER

DEC 07 2005

Aqua Pennsylvania, Inc.

Supplement No. 567
Water-PA.P.U.C. No. 1
Fifty Fourth Revised Page No. 1A
Canceling Fifty Third Revised Page No. 1A

LIST OF CHANGES MADE BY THIS TARIFF

Increase: This tariff increases the Distribution System Improvement Charge (DSIC) on Page 20 (Twelfth Revised) of the Company's tariff, effective July 1, 2005, as approved by the Pennsylvania Public Utility Commission at Docket No. P-00961036 on August 26, 1996.

RECEIVED

JUN 17 2005

PA PUBLIC UTILITY COMMISSION
SECRETARY'S BUREAU

INDEX	Page
RATES AND RULES	1
LIST OF CHANGES MADE BY THIS TARIFF	1A
INDEX	2
INDEX	2A
DESCRIPTION OF TERRITORY SERVED	3
DESCRIPTION OF TERRITORY SERVED	3A
DESCRIPTION OF TERRITORY SERVED	3B
DESCRIPTION OF TERRITORY SERVED	3C
Meter Service-PSW Main Division	4
Rates for Water Consumed-PSW Main Division	4
Rates for Water Consumed-PSW Main Division	4A
Fire Service-PSW Main Division	4B
Meter Service-Monroe Manor, Rolling Green & Waymart Divisions	5
Rates for Water Consumed-Monroe Manor, Rolling Green & Waymart Divisions	5
Fire Service-Monroe Manor, Rolling Green & Waymart Divisions	5A
Meter Service-Fawn Lake, Woodloch Springs Woodledge Village & Western Division	7
Rates for Water Consumed-Fawn Lake, Woodloch Springs, Woodledge Village & Western Division	7
Rates for Water Consumed-Fawn Lake, Woodloch Springs, Woodledge Village & Western Division	7A
Fire Service-Fawn Lake, Woodloch Springs, Woodledge Village & Western Division	7B
Meter Service-Bensalem Division	7C
Rates for Water Consumed-Bensalem Division	7C
Fire Service-Bensalem Division	7D
Meter Service - Bristol Division	11
Rates for Water Consumed - Bristol Division	11
Rates for Water Consumed - Bristol Division	11A
Fire Service - Bristol Division	11B
Meter Service - Flying Hills Division	14
Rates for Water Consumed - Flying Hills Division	14
Rates for Water Consumed - Flying Hills Division	14A
Fire Service - Flying Hills Division	14B
Meter Service - Consumers Roaring Creek Division	15
Rates for Water Consumed - Consumers Roaring Creek Division	15
Rates for Water Consumed - Consumers Roaring Creek Division	15A
Fire Service - Consumers Roaring Creek Division	15B
Meter Service - Chalfont Division	17C
Rates for Water Consumed - Chalfont Division	17C
Rates for Water Consumed - Chalfont Division	17D
Fire Service - Chalfont Division	17E
Meter & Unmetered Service - Paupack Division	17G
Rates for Water Consumed - Paupack Division	17G
Meter Service - Wapwallopen Division	17H
Rates for Water Consumed - Wapwallopen Division	17H
Metered and Unmetered Service - White Haven Division	17I
Unmetered Rates - Shickshinny	17J
Metered and Unmetered Service - NUI Division I	17K
Metered and Unmetered Service - NUI Division II	17L
Metered and Unmetered Service - NUI Division III	17M
Unmetered Service - Brooklyn Division of NUI	17N
Meter Service - Ariana Division	17O
Rates for Water Consumed - Ariana Division	17O
Metered Service-White Rock Division	17P
Rates for Water Consumed-White Rock Division	17P
Metered Service - Jefferson Division	17Q
Rates for Water Consumed - Jefferson Division	17Q
Metered Service - Maple Crest Division	17R
Rates for Water Consumed - Maple Crest Division	17R
Metered Service - Sunrise Estate Division	17S
Rates for Water Consumed - Sunrise Estate Division	17S
Unmetered Service - Cedar Lane Division	17T
Unmetered Service - Pine Beach Division	17U
Unmetered Service - Pinecrest Division	17V
Unmetered Service - Canal Acres Division	17W
Unmetered Service - Tafton Division	17X
Metered Service - Applewood Division	17Y
Metered Service - Marienville Division	17Z
Metered Service - Menbah Division	17AA
Flat Rate Service-Barrett, Hex Acres & Tambur Divisions	17AB
Metered & Unmetered Service - Eagle Rock Division	17AC
Metered Service - Oneida Division	17AD
Unmetered Service - Fieldcrest Division	17AE
Unmetered Service - Thornhurst Division	17AF
Unmetered Service-Christian Springs Division	17AG
Metered Service - Pennsview Division	17AH
Metered Service-Stanton Division	17AI

Aqua Pennsylvania, Inc.

Industrial Standby Rate	18	Second Revised
Industrial Standby Rate	18A	Third Revised
Industrial Standby Rate	18B	Second Revised
Resale and Electric Generation Standby Rate	18C	Second Revised
Resale and Electric Generation Standby Rate	18D	Second Revised
Resale and Electric Generation Standby Rate	18E	Second Revised
Rider DIS - Demand Based Industrial Service	19	Third Revised
Rider DRS - Demand Based Resale Service	19A	Second Revised
Rider EGS - Electric Generation Service	19B	Second Revised
Rider OPI - Off Peak/Interruptible Service	19C	Second Revised
Rider OPI - Off Peak/Interruptible Service	19D	Second Revised
State Tax Surcharge Applicable to All Rates	20	Twelfth Revised
Distribution System Improvement Charge	20A	Third Revised
Distribution System Improvement Charge	20B	Second Revised
Distribution System Improvement Charge	20C	Second Revised
Introduction	21	Third Revised
Classes of General Metered Service & Definitions	22	Third Revised
Application of Service	25	Second Revised
Deposits & Bill Payments	26	Second Revised
Service Connections	28	Second Revised
Meters & Meter Locations	31	Third Revised
Building Construction Service; Metered Fire Service	34	Third Revised
Unmetered Fire Service	35	Third Revised
Responsibility for Service; System Inspection and Integrity	37	Third Revised
Cross-Connection Control	38	Third Revised
Termination of Service	39	Third Revised
Water Conservation and Drought Emergency	40	Third Revised
Main Extensions	41	Third Revised
Main Extensions For Bona Fide Applicants	42	Third Revised
Main Extensions and Services by Builder	46	Third Revised

R I D E R

STATE TAX SURCHARGE APPLICABLE TO ALL RATES

In addition to the net charges provided for in this Tariff, a surcharge of 0.00% will apply to all bills issued on and after August 5, 2004.

The above surcharge will be recomputed, using the same elements prescribed by the Commission:

- (a) Whenever any of the tax rates used in the calculation of the surcharge are changed;
- (b) Whenever the utility makes effective increased or decreased rates; and
- (c) On March 31, 1971, and each year thereafter.

The above recalculation will be submitted to the Commission within 10 days after the occurrence of the event or date which occasioned such re-computation; and if the recomputed surcharge is less than the one in effect, the utility will, and if the recomputed surcharge is more than the one in effect, the utility may, submit with such re-computation a tariff or supplement to reflect such recomputed surcharge, the effective date of which shall be 10 days after filing.

DISTRIBUTION SYSTEM IMPROVEMENT CHARGE (DSIC) (I)

In addition to the net charges provided for in this Tariff, a surcharge of 3.95% will apply to all bills issued, excluding public fire hydrants, on or after July 1, 2005.

I. General Description

Purpose: To recover the fixed costs (depreciation and pre-tax return) of certain non-revenue producing, non-expense reducing distribution system improvement projects completed and placed in service and to be recorded in the individual accounts, as noted below, between base rate cases and to provide the Company with the resources to accelerate the replacement of its aging water distribution infrastructure, to comply with evolving regulatory requirements imposed by the Safe Drinking Water Act and to develop and implement solutions to regional water supply problems. Company projects receiving PENNVEST funding are not DSIC - eligible property.

Eligible Property: The DSIC-eligible property will consist of the following:

services (account 3330), meters (account 3340) and hydrants (account 3350) installed as in-kind replacements for customers;

mains and valves (account 3310) installed as replacements for existing facilities that have worn out, are in deteriorated condition, or upgraded to meet Chapter 65 regulations of Title 52;

main extensions (account 3310) installed to eliminate dead ends and to implement solutions to regional water supply problems that have been documented as presenting a significant health and safety concern for customers currently receiving service from the Company or the acquired Company;

(I) Indicates Increase

(C) Indicates Change

PHILADELPHIA SUBURBAN WATER COMPANY

DISTRIBUTION SYSTEM IMPROVEMENT CHARGE ("DSIC") CALCULATION

Acct	Description	July-Aug 04 Actual	Sept-Nov 04 Actual	Dec-Feb 05 Actual	March-05 Actual	April-05 Actual	May-05 Actual	Three Months To Date	Total To Date
322000	Main Cleaning & Relining	3,979,757	4,560,870	871,501	451	189,065	167,200	356,716	9,768,844
322000	Major Main Replacements	9,741,410	12,005,650	6,710,376	485,282	170,247	8,009,602	8,665,131	37,122,567
322000	Minor Changes in Mains	0	0	0	0	0	0	0	0
322000	Minor Main Replacements	229,741	414,568	656,078	105,106	111,408	245,080	461,594	1,761,981
322000	Tie in Dead End Mains	163,747	1,174,064	470,284	10,358	9,752	107,325	127,435	1,935,530
322000	Unreimbursed Imprvmts due to highway relocations	0	649,771	589,085	50,517	20,831	207,300	278,648	1,517,504
322000	Valve Replacement Program	77,730	74,223	63,434	42,540	16,914	21,983	81,437	296,824
323000	Repl Services	254,357	397,705	327,447	67,916	100,914	146,711	315,541	1,050,500
323000	Repl Services due to Main Rehabilitation	924,978	1,069,954	1,131,535	307,929	357,282	900,319	1,565,530	4,691,997
324000	Replacement Meters	5,887,982	4,578,185	4,034,926	861,031	1,331,220	1,838,442	4,030,693	18,531,786
325000	Replacement Fire Hydrants	178,355	392,679	302,487	102,060	85,914	124,031	312,005	1,185,526
TOTAL ADDITIONS		21,438,057	25,317,669	15,157,153	2,033,190	2,393,547	11,767,993	16,194,730	78,107,609

PHILADELPHIA SUBURBAN WATER COMPANY

DISTRIBUTION SYSTEM IMPROVEMENT CHARGE ("DSIC") CALCULATION

Acct	Description	Accumulated Depreciation Bal. 2/28/05	Quarterly Depr. On Prior Assets (1)	Quarterly Depr. on - 5/05 Assets (2)	Accumulated Depreciation Bal. 5/31/05	Depr Rate	Quarterly Depreciation
322000	Main Cleaning & Relining	91,730	50,120	950	142,800	2.13%	52,019
322000	Major Main Replacements	132,579	82,527	12,564	227,670	1.16%	107,655
322000	Minor Changes in Mains	0	0	0	0	1.16%	0
322000	Minor Main Replacements	4,419	3,771	669	8,859	1.16%	5,110
322000	Tie in Dead End Mains	6,976	5,243	185	12,404	1.16%	3
322000	Unreimbursed Imprvmts due to highway relocations	3,680	3,593	404	7,677	1.16%	4,401
322000	Valve Replacement Program	1,688	1,077	204	2,969	2.00%	1,484
323000	Repl Services	6,563	4,604	742	11,909	1.88%	6,087
323000	Repl Services due to Main Rehabilitation	21,070	14,694	3,679	39,443	1.88%	22,052
324000	Replacement Meters	304,500	187,064	25,998	517,562	5.16%	239,060
325000	Replacement Fire Hydrants	5,339	3,931	702	9,972	1.80%	5,335
TOTAL		578,544	356,624	46,097	981,265		448,816

(1) One Full Quarter's Depreciation.

(2) One Half Quarter Depreciation.

PHILADELPHIA SUBURBAN WATER COMPANY

DISTRIBUTION SYSTEM IMPROVEMENT CHARGE ("DSIC") CALCULATION

	DSIC EFFECTIVE	
	7/1/2005	
	Annual	Monthly
Applicable Additions		
Less Accumulated Depreciation @ May 31, 2005		
Net Rate Base Includable in DSIC Calculation	78,107,609	
	<u>(981,265)</u>	
	<u>77,126,344</u>	
Annual Revenue Requirement Rate	11.88%	
Quarterly Revenue Requirement Rate		2.97%
Quarterly Capital Cost Recovery	<u>2,290,652</u>	765,551
Quarterly Depreciation Expense	<u>448,816</u>	149,605
Total Quarterly DSIC Revenue Requirement	2,739,468	913,156
Current Cost Recovery Rate		3.95%
2004 DSIC True-up [\$17,885 Under-collection + \$0 Interest = / 4 qtrs = Apr '05 thru Mar '06]	4,471	1,490
2003 e-Factor [\$3,938 Over-collection + \$0 Interest = / 4 qtrs = Apr '05 thru Mar '06]	(985)	(328)
2002 e-Factor [\$2,341 Under-collection + \$0 Interest = / 4 qtrs = Apr '05 thru Mar '06]	585	195
	4,072	1,357
E Factor Rate		0.01%
Applicable Base Rate Revenue	69,436,834	23,145,611
DSIC RATE		3.95%

WEIGHTED COST OF CAPITAL AT 5/31/05:

	Proforma Per Books	Capital Structure	Cost Rate	Weighted Avg. Cost Rate	Tax Multiplier	Rev Req
Debt	552,847,174	52.32%	6.21%	3.25%		3.25%
Preferred	0	0.00%	4.78%	0.00%	1.709211797	0.00%
Equity	503,766,073	47.68%	10.60%	5.05%	1.709211797	8.63%
	<u>1,056,613,247</u>	<u>100.0%</u>		<u>8.30%</u>		<u>11.88%</u>

Note: The cost rate of debt and preferred stock are the Company's actual cost rates. The equity cost rate is the equity return rate calculated by the Commission staff and presented in the latest Quarterly Report on the Earnings of Jurisdictional Utilities. The tax multiplier is calculated as follows: 1/[1 - Pa. Tax Rate) x (1 - Fed. Tax Rate)] where the Pa. tax rate is 9.99% and Fed. tax rate is 35%.

Category	Project Name	Auth	Acct	Mar.'05	Apr'05	May '05
Main Replacements	400'-8" Walnut St Chester	15900427964	3310 0000	1,172	-	30,301
Main Replacements	1665'-8" Geigenshain Rd., Union	15900428061	3310 0000	271	-	74,283
Main Replacements	2370'-8" Matlock Rd., West Chester	15900433079	3310 0000	-	-	206,203
				<u>485,282</u>	<u>170,247</u>	<u>8,009,602</u>
Tie-Ins	Interconnect Windsor Farms	15744033601	3310 0000	-	-	10,921
Tie-Ins	271'-8" Beechwood, Collingdale	15900121864	3310 0000	-	-	11,681
Tie-Ins	150'-8" Lincoln, Springfield	15900130707	3310 0000	-	-	8,103
Tie-Ins	203'-8" Highland, Ridley	15900133179	3310 0000	-	-	35,369
Tie-Ins	350'-8" Croton, Upper Merion	15900221878	3310 0000	-	-	24,821
Tie-Ins	140'-8" Rydal, Abington	15900321909	3310 0000	3,625	-	-
Tie-Ins	425'-8" Concord Rd., Thornbury	15900430970	3310 0000	5,321	(706)	258
Tie-Ins	315'-8" Bell Tavern, E. Caln	15900411201	3310 0000	-	-	16,172
Tie-Ins	935'-8" East Goshen	15900417617	3310 0000	1,412	10,458	-
				<u>10,358</u>	<u>9,752</u>	<u>107,325</u>
Main Cleaning & Lining	17900'-6" Kenmore Rd., Upper Darby	15900114099	3310 0000	-	-	79,041
Main Cleaning & Lining	10300'-6" Wood St., Bristol	15900313728	3310 0000	451	5,107	-
Main Cleaning & Lining	6" Wharton Rd., Abington	15900322456	3310 0000	-	169,480	57,781
Main Cleaning & Lining	13,500'-6" Pond Road, Bristol	15900313649	3310 0000	-	14,478	30,378
				<u>451</u>	<u>189,065</u>	<u>167,200</u>
Main Replacement (Highway)	2,614'-12" Limekiln Rd., Cheltenham	15900327938	3310 0000	10,244	-	41,393
Main Replacement (Highway)	Pennsylvania Ave., Whitemarsh	15900331152	3310 0000	3,396	-	6,289
Main Replacement (Highway)	950'-12" Church Rd., Springfield	15900332336	3310 0000	35,923	-	101,189
Main Replacement (Highway)	16" Church and Waverly, Cheltenham	15900347304	3310 0000	954	20,831	58,429
				<u>50,517</u>	<u>20,831</u>	<u>207,300</u>
Minor Main Replacements			3310 0000	105,106	111,408	245,080
Valve Replacements			3310 0000	42,540	16,914	21,983
Replacement Meters			3340 0500	861,031	1,331,220	1,838,442
				<u>861,031</u>	<u>1,331,220</u>	<u>1,838,442</u>
Service Renewals			3330 0000	67,916	100,914	146,711
				<u>67,916</u>	<u>100,914</u>	<u>146,711</u>
Service Renewals-Main Rehab Work			3330 0000	307,929	357,282	900,319
				<u>307,929</u>	<u>357,282</u>	<u>900,319</u>
Fire Hydrants	Relocates/Replace		3350 0000	60,034	63,841	93,961
Fire Hydrants	No Drain		3350 0000	42,026	20,910	27,707
Fire Hydrants	2 Way Replacements		3350 0000	-	-	551
Fire Hydrants	Private FH Replacements		3350 0000	-	1,163	1,812
				<u>102,060</u>	<u>85,914</u>	<u>124,031</u>
			Total	<u>2,033,190</u>	<u>2,393,547</u>	<u>11,767,993</u>

Category	Project Name	Auth	Acct	Mar '05	Apr '05	May '05
Main Replacements	Tanglewood N Main Replacement	15734027597	0000	38,915	-	-
Main Replacements	3700'-12" Pine Hollow, Shenango	15784011233	3310 0000	-	-	20,581
Main Replacements	1,900'-8" Crowder, Shenango	15784011286	3310 0000	-	2,929	-
Main Replacements	Ellsworth Main Replacement	15784011294	3310 0000	1,410	-	-
Main Replacements	750'-8" Taylor Rd., Shenango	15784011296	3310 0000	12,613	-	-
Main Replacements	Grant Home to Findley	15784022127	3310 0000	-	-	64,836
Main Replacements	3600'-12" Pine Hollow, Mercer	15784022130	3310 0000	929	-	-
Main Replacements	Butler, Otter to Wilson	15784022132	3310 0000	-	-	69,467
Main Replacements	Main Street, Garfield Street	15784022153	3310 0000	-	-	68,740
Main Replacements	Fair Street, Short Street	15784022157	3310 0000	-	-	42,388
Main Replacements	800'-8" Woodrow, Shenango	15784026463	3310 0000	(58,366)	-	-
Main Replacements	Emerson, Highland to Broad	15784030688	3310 0000	-	-	126,850
Main Replacements	250'-2" Haywood, Hogback Creek	15784030688	3310 0000	-	-	4,935
Main Replacements	1230'-8" Otter Rd., Coolspring Twp	15784083025	3310 0000	7,027	-	-
Main Replacements	Hall Road, Shenango	15784089618	3310 0000	15,847	-	-
Main Replacements	2105'-8" Gardner St., Glenolden	1590011197	3310 0000	3,637	-	-
Main Replacements	425'-8" Unity, Ridley	15900122140	3310 0000	611	420	22,230
Main Replacements	542'-8" Brighton Rd., Ridley	15900121781	3310 0000	-	-	75,826
Main Replacements	7310'-8" Kenwood, Upper Darby	15900121936	3310 0000	-	-	731,648
Main Replacements	1838'-8" Sycamore, Clifton Heights	15900122133	3310 0000	-	-	144,475
Main Replacements	483'-8" Carol Blvd., Upper Darby	15900126011	3310 0000	82	-	27,600
Main Replacements	565'-8" Diamond, Clifton	15900126873	3310 0000	-	-	25,163
Main Replacements	460'-8" Madison Ave., Lansdowne	15900127325	3310 0000	-	-	24,899
Main Replacements	3060'-8" Crest & Walnut Ave., Swarthmore	15900127945	3310 0000	-	-	132,014
Main Replacements	MacDade Blvd., Collingdale	15900199191	3310 0000	476	-	22,141
Main Replacements	2939'-8" Bulloch Rd., W Conshohocken	15900221867	3310 0000	-	-	314,980
Main Replacements	870'-8" Church Rd. W Conshohocken	15900221874	3310 0000	-	-	80,511
Main Replacements	2100'-8" Holstein, W Conshohocken	15900221904	3310 0000	-	-	168,366
Main Replacements	5745'-12" Lincoln Rd., Tredyffrin	15900221938	3310 0000	-	-	832,093
Main Replacements	935'-8" Moir Rd., W Conshohocken	15900221953	3310 0000	-	-	96,294
Main Replacements	3734'-8" Rose, Lower Merion	15900222123	3310 0000	-	-	335,090
Main Replacements	3,315'-8" Stratford Rd., Radnor	15900222131	3310 0000	6,679	-	-
Main Replacements	4044'-8" Walnut, Easttown	15900222146	3310 0000	(2,069)	-	358,662
Main Replacements	2,073'-12" Lancaster Ave., Radnor	15900223073	3310 0000	88	227	67,874
Main Replacements	2180'-8" Bentley, Lower Merion	15900223073	3310 0000	-	-	255,117
Main Replacements	450'-8" Wyngate, Lower Merion	15900223092	3310 0000	130	459	15,704
Main Replacements	2900'-8" Brook, Radnor	15900223571	3310 0000	-	-	155,352
Main Replacements	2,544'-8" City Line Ave., Lower Merion	15900224595	3310 0000	-	1,189	76,621
Main Replacements	3604'-8" Ardmore Ave., Haverford	15900225892	3310 0000	-	227	93,278
Main Replacements	3,600'-8" Orchard Rd., Lower Merion	15900226012	3310 0000	5,131	-	155,728
Main Replacements	506'-6" Sunset, Lower Merion	15900230705	3310 0000	-	-	20,752
Main Replacements	1,000'-8" Central Rd., Easttown	15900230718	3310 0000	24,661	-	120,924
Main Replacements	2780'-8" General Washington, Upper Merion	15900230721	3310 0000	-	-	227,408
Main Replacements	710'-8" Elliott, Lower Merion	15900232021	3310 0000	-	-	110,024
Main Replacements	2250'-8" Elizabeth, W Conshohocken	15900233404	3310 0000	-	-	216,225
Main Replacements	930'-8" Valley, Lower Merion	15900234539	3310 0000	-	-	88,973
Main Replacements	2,700'-8" S. Kline Rd., Chalfont	15900319541	3310 0000	-	226	7,010
Main Replacements	233'-8" First St., Conshohocken	15900321860	3310 0000	-	-	20,627
Main Replacements	1740'-8" Butler, Plymouth	15900326008	3310 0000	35,285	5,541	124,519
Main Replacements	2700'-8" Skyline, Chalfont	15900326014	3310 0000	-	-	174,239
Main Replacements	5500'-8" Blake & Robbin, Rockledge	15900327950	3310 0000	(1,473)	-	-
Main Replacements	1445'-8" Mill Rd., Cheltenham	15900329003	3310 0000	34,021	9,237	91,869
Main Replacements	2550'-8" Melrose, Cheltenham	15900330899	3310 0000	25,292	5,183	108,641
Main Replacements	350'-8" Abington Rd., Rockledge	15900330972	3310 0000	-	32,292	-
Main Replacements	2,050'-8" Sylvania Rd., Rockledge	15900330973	3310 0000	12,099	3,427	57,770
Main Replacements	2,570'-8" Jarrett Rd., Rockledge	15900330974	3310 0000	15,064	27,483	86,708
Main Replacements	420'-8" Woodland Rd., Abington	15900331218	3310 0000	21,902	-	15,902
Main Replacements	1830'-8" Fillmore Rd., Rockledge	15900331524	3310 0000	212,526	-	-
Main Replacements	4056'-16" Huntington, Rockledge	15900331528	3310 0000	-	-	482,747
Main Replacements	1830'-8" Borbeck, Rockledge	15900333084	3310 0000	-	-	153,097
Main Replacements	700'-8" Parkview Rd., Abington	15900333148	3310 0000	13,640	29,804	3,378
Main Replacements	700'-8" Berrell Rd., Abington	15900333150	3310 0000	46,371	3,116	-
Main Replacements	550'-8" Bridge, Springfield	15900333202	3310 0000	14,725	48,487	39,470
Main Replacements	2540'-8" Rydal, Abington	15900333203	3310 0000	-	-	239,479
Main Replacements	4283'-8" Penn, Rockledge	15900333534	3310 0000	-	-	312,252
Main Replacements	1850'-8" Park Ave., Rockledge	15900334120	3310 0000	-	-	126,398
Main Replacements	900'-8" New Jersey Rd., Chalfont	15900334125	3310 0000	-	-	51,436
Main Replacements	1175'-8" McLvn, E. Caln	15900411281	3310 0000	-	-	62,261
Main Replacements	6700'-8" Whitford Hill Rd., Uwchlan	15900411367	3310 0000	(3,414)	-	299
Main Replacements	1455'-8" Springton Point, W. Brandywine	15900427349	3310 0000	-	-	55,309
Main Replacements	2486'-8" Haycreek, Union	15900427958	3310 0000	-	-	91,635

ORIGINAL

AQUA
Pennsylvania.

Aqua Pennsylvania, Inc.
762 W. Lancaster Avenue
Bryn Mawr, PA 19010

www.aquapennsylvania.com

DOCUMENT
FOLDER

September 19, 2004

VIA FEDERAL EXPRESS

James J. McNulty, Secretary
Pennsylvania Public Utility Commission
Two North Keystone
Commonwealth Keystone Building
400 North Street
Harrisburg, PA 17120

P-00961036


Re: Quarterly Distribution System Improvement Charge (DSIC)

Dear Secretary McNulty:

Enclosed are eight copies of Aqua Pennsylvania's DSIC filing for the fourth quarter of 2005, including Supplement No. 59 to Water-PA P U C No. 1. As noted in the PUC Order, these documents are also being served to the Office of Consumer Advocate, the Office of Trial Staff and the Office of Small Business Advocate. Aqua Pennsylvania is also serving these documents to the PUC Bureau of Audits.

If you have any questions regarding this filing, please contact me at (610) 645-1130.

Sincerely,



Robert M. Griffin
Manager of Regulatory Accounting

RMG/
Certificate of Service

RECEIVED

SEP 19 2005

PA PUBLIC UTILITY COMMISSION
SECRETARY'S BUREAU

159

AQUA PENNSYLVANIA, INC.
CERTIFICATE OF SERVICE

P-00961036

BEFORE THE
PENNSYLVANIA PUBLIC UTILITY COMMISSION

Aqua Pennsylvania, Inc.

Distribution :
Improvement Charge (DSIC)
Filing

CERTIFICATE OF SERVICE

I hereby certify that I have this day filed Aqua Pennsylvania's DSIC filing for the fourth quarter of 2005, including Supplement No. 59 to Water-PA P U C No. 1, with the PA Public Utility Commission and upon the person(s) and in the manner indicated below:

VIA FEDERAL EXPRESS

Irwin A. Popowsky, Esq.
Office of Consumer Advocate
555 Walnut Avenue, Fifth Floor
Forum Place
Harrisburg, PA 17101-1921
(email to ddusman@paoca.org)


William R. Lloyd, Esq.
Office of Small Business Advocate
Suite 1102, Commerce Bldg.
300 N. Second Street
Harrisburg, PA 17101-1921

John Sims, Director
Office of Trial Staff
Two West Keystone
Commonwealth Keystone Building
400 North Street
Harrisburg, PA 17102

Larry Treaster
Bureau of Audits
Three East Keystone
Commonwealth Keystone Building
400 North Street
Harrisburg, PA 17102
(email to riwallace@state.pa.us &
latreaster@state.pa.us)

Dated: September 19, 2004

RECEIVED
SEP 19 2005
PA PUBLIC UTILITY COMMISSION
SECRETARY'S BUREAU


Robert M. Griffin
Manager of Regulatory Accounting

AQUA PENNSYLVANIA, INC.
RATES AND RULES
GOVERNING THE DISTRIBUTION
OF
WATER
IN PORTIONS OF

ADAMS, BERKS, BRADFORD, BUCKS, CARBON, CHESTER, COLUMBIA, CUMBERLAND,
DELAWARE, JUNIATA, LACKAWANNA, LAWRENCE, LUZERNE, MERCER, MONTGOMERY,
MONROE, NORTHAMPTON, NORTHUMBERLAND, PIKE, SCHUYLKILL, SUSQUEHANNA,
SNYDER, WAYNE AND WYOMING COUNTIES

ISSUED: September 19, 2005
by
NICHOLAS DeBENEDICTIS, Chairman
762 Lancaster Avenue
Bryn Mawr, Pennsylvania 19010

Effective: October 1, 2005
Issued in accordance with Section
1307(g) of the PA Public Utility
Code and Docket No. P-00961036
entered August 26, 1996

NOTICE

**THIS TARIFF UPDATES THE DISTRIBUTION SYSTEM IMPROVEMENT CHARGE
FOR ALL METERED AND UNMETERED CUSTOMERS WITH THE EXCEPTION OF
PUBLIC FIRE HYDRANTS AND CUSTOMERS WITH SPECIAL CONTRACTS**

SEE PAGE 1A

RECEIVED
SEP 19 2005
PA PUBLIC UTILITY COMMISSION
SECRETARY'S BUREAU

Aqua Pennsylvania, Inc.

Supplement No. 59
To
Water-PA.P.U.C. No. 1
Fifty Sixth Revised Page No. 1A
Canceling Fifty Fifth Revised Page No. 1A

LIST OF CHANGES MADE BY THIS TARIFF

Increase: This tariff increases the Distribution System Improvement Charge (DSIC) on Page 20 (Thirteenth Revised) of the Company's tariff, effective October 1, 2005, as approved by the Pennsylvania Public Utility Commission at Docket No. P-00961036 on August 26, 1996.

Aqua Pennsylvania, Inc.

- INDEX

RATES AND RULES

LIST OF CHANGES MADE BY THIS TARIFF

INDEX

INDEX

DESCRIPTION OF TERRITORY SERVED

DESCRIPTION OF TERRITORY SERVED

DESCRIPTION OF TERRITORY SERVED

DESCRIPTION OF TERRITORY SERVED

Meter Service-PSW Main Division

Rates for Water Consumed-PSW Main Division

Rates for Water Consumed-PSW Main Division

Fire Service-PSW Main Division

Meter Service-Monroe Manor, Rolling Green & Waymart Divisions

Rates for Water Consumed-Monroe Manor, Rolling Green & Waymart Divisions

Fire Service-Monroe Manor, Rolling Green & Waymart Divisions

Meter Service-Fawn Lake, Woodloch Springs Woodledge Village & Western Division

Rates for Water Consumed-Fawn Lake, Woodloch Springs, Woodledge Village & Western Division

Rates for Water Consumed-Fawn Lake, Woodloch Springs, Woodledge Village & Western Division

Fire Service-Fawn Lake, Woodloch Springs, Woodledge Village & Western Division

Meter Service-Bensalem Division

Rates for Water Consumed-Bensalem Division

Fire Service-Bensalem Division

Meter Service - Bristol Division

Rates for Water Consumed - Bristol Division

Rates for Water Consumed - Bristol Division

Fire Service - Bristol Division

Meter Service - Flying Hills Division

Rates for Water Consumed - Flying Hills Division

Rates for Water Consumed - Flying Hills Division

Fire Service - Flying Hills Division

Meter Service - Consumers Roaring Creek Division

Rates for Water Consumed - Consumers Roaring Creek Division

Rates for Water Consumed - Consumers Roaring Creek Division

Fire Service - Consumers Roaring Creek Division

Meter Service - Chalfont Division

Rates for Water Consumed - Chalfont Division

Rates for Water Consumed - Chalfont Division

Fire Service - Chalfont Division

Meter & Unmetered Service - Paupack Division

Rates for Water Consumed - Paupack Division

Meter Service - Wapwallopen Division

Rates for Water Consumed - Wapwallopen Division

Metered and Unmetered Service - White Haven Division

Unmetered Rates - Shickshinny

Metered and Unmetered Service - NUI Division I

Metered and Unmetered Service - NUI Division II

Metered and Unmetered Service - NUI Division III

Unmetered Service - Brooklyn Division of NUI

Meter Service - Ariana Division

Rates for Water Consumed - Ariana Division

Metered Service-White Rock Division

Rates for Water Consumed-White Rock Division

Metered Service - Jefferson Division

Rates for Water Consumed - Jefferson Division

Metered Service - Maple Crest Division

Rates for Water Consumed - Maple Crest Division

Metered Service - Sunrise Estate Division

Rates for Water Consumed - Sunrise Estate Division

Unmetered Service - Cedar Lane Division

Unmetered Service - Pine Beach Division

Unmetered Service - Pinecrest Division

Unmetered Service - Canal Acres Division

Unmetered Service - Tafton Division

Metered Service - Applewood Division

Metered Service - Marienville Division

Metered Service - Meribah Division

Flat Rate Service-Barrett, Hex Acres & Tambur Divisions

Metered & Unmetered Service - Eagle Rock Division

Metered Service - Oneida Division

Unmetered Service - Fieldcrest Division

Unmetered Service - Thornhurst Division

Unmetered Service-Christian Springs Division

Metered Service - Pennsview Division

Metered Service-Stanton Division

Page

1	Supplement No. 59
1A	Fifty Sixth Revised
2	Fifty Sixth Revised
2A	Twenty Eighth Revised
3	Sixth Revised
3A	First Revised
3B	Eighth Revised
3C	Twenty Second Revised
4	Third Revised
4	Third Revised
4A	Fourth Revised
4B	Third Revised
5	Fourth Revised
5	Fourth Revised
5A	Third Revised
7	Third Revised
7	Third Revised
7A	Fourth Revised
7B	Third Revised
7C	Third Revised
7C	Third Revised
7D	Third Revised
11	Third Revised
11	Third Revised
11A	Third Revised
11B	Third Revised
14	Third Revised
14	Third Revised
14A	Third Revised
14B	Third Revised
15	Third Revised
15	Third Revised
15A	Third Revised
15B	Third Revised
17C	Fourth Revised
17C	Fourth Revised
17D	Fourth Revised
17E	Fourth Revised
17G	Fifth Revised
17G	Fifth Revised
17H	Fourth Revised
17H	Fourth Revised
17I	Third & Fourth Revised
17J	Third Revised
17K	Third Revised
17L	Third Revised
17M	Third Revised
17N	Third Revised
17O	Third Revised
17O	Third Revised
17P	Second & Third Revised
17P	Second & Third Revised
17Q	Second Revised
17Q	Second Revised
17R	Second Revised
17R	Second Revised
17S	Second Revised
17S	Second Revised
17T	Original
17U	Original
17V	Original
17W	Original
17X	Original
17Y	Original
17Z	Original
17AA	Original
17AB	Original
17AC	Original
17AD	Original
17AE	Original
17AF	Original
17AG	Original
17AH	Original
17AI	Original

Aqua Pennsylvania, Inc.

Industrial Standby Rate	18	Second Revised
Industrial Standby Rate	18A	Third Revised
Industrial Standby Rate	18B	Second Revised
Resale and Electric Generation Standby Rate	18C	Second Revised
Resale and Electric Generation Standby Rate	18D	Second Revised
Resale and Electric Generation Standby Rate	18E	Second Revised
Rider DIS - Demand Based Industrial Service	19	Third Revised
Rider DRS - Demand Based Resale Service	19A	Second Revised
Rider EGS - Electric Generation Service	19B	Second Revised
Rider OPI - Off Peak/Interruptible Service	19C	Second Revised
Rider OPI - Off Peak/Interruptible Service	19D	Second Revised
State Tax Surcharge Applicable to All Rates	20	Thirteenth Revised
Distribution System Improvement Charge	20A	Third Revised
Distribution System Improvement Charge	20B	Second Revised
Distribution System Improvement Charge	20C	Second Revised
Introduction	21	Third Revised
Classes of General Metered Service & Definitions	22	Third Revised
Application of Service	25	Second Revised
Deposits & Bill Payments	26	Second Revised
Service Connections	28	Second Revised
Meters & Meter Locations	31	Third Revised
Building Construction Service; Metered Fire Service	34	Third Revised
Unmetered Fire Service	35	Third Revised
Responsibility for Service; System Inspection and Integrity	37	Third Revised
Cross-Connection Control	38	Third Revised
Termination of Service	39	Third Revised
Water Conservation and Drought Emergency	40	Third Revised
Main Extensions	41	Third Revised
Main Extensions For Bona Fide Applicants	42	Third Revised
Main Extensions and Services by Builder	46	Third Revised

Aqua Pennsylvania, Inc.

R I D E R

STATE TAX SURCHARGE APPLICABLE TO ALL RATES

In addition to the net charges provided for in this Tariff, a surcharge of 0.00% will apply to all bills issued on and after August 5, 2004.

The above surcharge will be recomputed, using the same elements prescribed by the Commission:

- (a) Whenever any of the tax rates used in the calculation of the surcharge are changed;
- (b) Whenever the utility makes effective increased or decreased rates; and
- (c) On March 31, 1971, and each year thereafter.

The above recalculation will be submitted to the Commission within 10 days after the occurrence of the event or date which occasioned such re-computation; and if the recomputed surcharge is less than the one in effect, the utility will, and if the recomputed surcharge is more than the one in effect, the utility may, submit with such re-computation a tariff or supplement to reflect such recomputed surcharge, the effective date of which shall be 10 days after filing.

DISTRIBUTION SYSTEM IMPROVEMENT CHARGE (DSIC) (I)

In addition to the net charges provided for in this Tariff, a surcharge of 5.00% will apply to all bills issued, excluding public fire hydrants, on or after October 1, 2005.

I. General Description

Purpose: To recover the fixed costs (depreciation and pre-tax return) of certain non-revenue producing, non-expense reducing distribution system improvement projects completed and placed in service and to be recorded in the individual accounts, as noted below, between base rate cases and to provide the Company with the resources to accelerate the replacement of its aging water distribution infrastructure, to comply with evolving regulatory requirements imposed by the Safe Drinking Water Act and to develop and implement solutions to regional water supply problems. Company projects receiving PENNVEST funding are not DSIC - eligible property.

Eligible Property: The DSIC-eligible property will consist of the following:

services (account 3330), meters (account 3340) and hydrants (account 3350) installed as in-kind replacements for customers;

mains and valves (account 3310) installed as replacements for existing facilities that have worn out, are in deteriorated condition, or upgraded to meet Chapter 65 regulations of Title 52;

main extensions (account 3310) installed to eliminate dead ends and to implement solutions to regional water supply problems that have been documented as presenting a significant health and safety concern for customers currently receiving service from the Company or the acquired Company;

(I) Indicates Increase

(C) Indicates Change

PHILADELPHIA SUBURBAN WATER COMPANY

DISTRIBUTION SYSTEM IMPROVEMENT CHARGE ("DSIC") CALCULATION

Acct	Description	July-Aug 04 Actual	Sept-Nov 04 Actual	Dec-May 05 Actual	June-05 Actual	July-05 Actual	August-05 Actual	Three Months To Date	Total To Date
322000	Main Cleaning & Relining	3,979,757	4,560,870	1,228,217	771,441	33,799	1,316,719	2,121,959	11,890,803
322000	Major Main Replacements	9,741,410	12,005,650	15,375,507	59,164	3,423,109	2,212,300	5,694,573	42,817,140
322000	Minor Changes in Mains	0	0	0	0	0	0	0	0
322000	Minor Main Replacements	229,741	414,568	1,117,672	202,350	200,275	212,024	614,649	2,376,630
322000	Tie in Dead End Mains	163,747	1,174,064	597,719	62,989	341,821	401,081	805,891	2,741,421
322000	Unreimbursed Imprvmts due to highway relocations	0	649,771	867,733	8,753	5,171	297,087	311,011	1,828,515
322000	Valve Replacement Program	77,730	74,223	144,871	8,025	30,901	15,770	54,696	351,520
323000	Repl Services	254,357	397,705	642,988	151,283	121,646	149,623	422,552	1,717,602
323000	Repl Services due to Main Rehabilitation	924,978	1,069,954	2,697,065	215,342	406,681	399,650	1,021,673	5,713,670
324000	Replacement Meters	5,887,982	4,578,185	8,065,619	1,912,942	1,206,067	909,135	4,028,144	22,559,930
325000	Replacement Fire Hydrants	178,355	392,679	614,492	131,100	80,481	137,928	349,509	1,535,035
TOTAL ADDITIONS		21,438,057	25,317,669	31,351,883	3,523,389	5,849,951	6,051,317	15,424,657	93,532,266

PHILADELPHIA SUBURBAN WATER COMPANY

DISTRIBUTION SYSTEM IMPROVEMENT CHARGE ("DSIC") CALCULATION

Acct	Description	Accumulated Depreciation Bal. 5/31/05	Quarterly Depr. On Prior Assets (1)	Quarterly Depr. on - 8/05 Assets (2)	Accumulated Depreciation Bal. 8/31/05	Depr Rate	Quarterly Depreciation
322000	Main Cleaning & Relining	142,800	52,019	5,650	200,469	2.13%	63,319
322000	Major Main Replacements	227,670	107,655	8,257	343,582	1.16%	124,170
322000	Minor Changes in Mains	0	0	0	0	1.16%	0
322000	Minor Main Replacements	8,859	5,110	891	14,860	1.16%	6,892
322000	Tie in Dead End Mains	12,404	5,613	1,169	19,186	1.16%	7,000
322000	Unreimbursed Imprvmts due to highway relocations	7,677	4,401	451	12,529	1.16%	5,303
322000	Valve Replacement Program	2,969	1,484	137	4,590	2.00%	1,758
323000	Repl Services	11,909	6,087	993	18,989	1.88%	8,073
323000	Repl Services due to Main Rehabilitation	39,443	22,052	2,401	63,896	1.88%	26,854
324000	Replacement Meters	517,562	239,060	25,982	782,604	5.16%	291,023
325000	Replacement Fire Hydrants	9,972	5,335	786	16,093	1.80%	6,908
TOTAL		981,265	448,816	46,717	1,476,798		542,250

(1) One Full Quarter's Depreciation.

(2) One Half Quarter Depreciation.

PHILADELPHIA SUBURBAN WATER COMPANY

DISTRIBUTION SYSTEM IMPROVEMENT CHARGE ("DSIC") CALCULATION

	DSIC EFFECTIVE	
	10/1/2005	
	Quarterly	Monthly
Applicable Additions	93,532,266	
Less Accumulated Depreciation @ August 31, 2005	(1,476,798)	
Net Rate Base Includable in DSIC Calculation	<u>92,055,468</u>	
Annual Revenue Requirement Rate	11.81%	
Quarterly Revenue Requirement Rate	2.95%	
Quarterly Capital Cost Recovery	<u>2,717,938</u>	905,979
Quarterly Depreciation Expense	<u>542,250</u>	180,750
Total Quarterly DSIC Revenue Requirement	3,260,188	1,086,729
Current Cost Recovery Rate		5.26%
2004 DSIC True-up [\$17,885 Under-collection + \$0 Interest = / 4 qtrs = Apr '05 thru Mar '06]	4,471	1,490
2003 e-Factor [\$3,938 Over-collection + \$0 Interest = / 4 qtrs = Apr '05 thru Mar '06]	(985)	(328)
2002 e-Factor [\$2,341 Under-collection + \$0 Interest = / 4 qtrs = Apr '05 thru Mar '06]	585	195
	4,072	1,357
E Factor Rate		0.01%
Applicable Base Rate Revenue	62,000,469	20,666,823
DSIC RATE		5.00%

WEIGHTED COST OF CAPITAL AT 8/31/05:

	Proforma Per Books	Capital Structure	Cost Rate	Weighted Avg. Cost Rate	Tax Multiplier	Rev Req
Debt	561,893,155	52.07%	6.02%	3.13%		3.13%
Preferred	0	0.00%	4.78%	0.00%	1.709211797	0.00%
Equity	517,115,903	47.93%	10.60%	5.08%	1.709211797	8.68%
	<u>1,079,009,058</u>	<u>100.0%</u>		8.21%		11.81%

Note: The cost rate of debt and preferred stock are the Company's actual cost rates. The equity cost rate is the equity return rate calculated by the Commission staff and presented in the latest Quarterly Report on the Earnings of Jurisdictional Utilities. The tax multiplier is calculated as follows: 1/[(1 - Pa. Tax Rate) x (1 - Fed. Tax Rate)] where the Pa. tax rate is 9.99% and Fed. tax rate is 35%.

Category	Project Name	Auth	Acct	June '05	July '05	Aug. '05
Replacements	Replace various Unlined Pipe, Roaring Creek	15714010209	3310 0000	1,563	-	-
Main Replacements	Elysburg Main Replacement	15714023208	3310 0000	151,653	1,845	201,618
Main Replacements	W. Center St., Elysburg	15714029143	3310 0000	-	-	1,077
Main Replacements	500'-1" Nelson St., Coal Twp.	15714034209	3310 0000	-	-	12,743
Main Replacements	Tanglewood North Main Replacement	15734027597	3310 0000	-	87,625	-
Main Replacements	Jefferson Heights Main Replacement	15734028666	3310 0000	-	1,885	-
Main Replacements	South Lake, White Haven	15744083016	3310 0000	-	27,811	60,275
Main Replacements	3700'-12" Pine Hollow, Shenango	15784011233	3310 0000	-	259	-
Main Replacements	1,900'-8" Crowder, Shenango	15784011286	3310 0000	-	-	306
Main Replacements	Ellsworth Main Replacement	15784011294	3310 0000	-	35,914	-
Main Replacements	Grant Home to Findley	15784022127	3310 0000	-	6,005	-
Main Replacements	3600'-12" Pine Hollow, Mercer	15784022130	3310 0000	-	47,119	-
Main Replacements	Butler, Otter to Wilson	15784022132	3310 0000	-	66,660	-
Main Replacements	Main Street, Garfield Street	15784022153	3310 0000	-	6,285	-
Main Replacements	Fair Street, Short Street	15784022157	3310 0000	-	1,729	-
Main Replacements	Emerson, Highland to Broad	15784030688	3310 0000	-	25,424	-
Main Replacements	1,150'-8" North Providence,	15900119489	3310 0000	-	49,153	-
Main Replacements	542'-8" Brighton Rd., Ridley	15900121781	3310 0000	-	-	101
Main Replacements	1,740'-8" Church Rd., Yeadon	15900121873	3310 0000	-	205,250	39,654
Main Replacements	737'-8" Hampden Rd., Upper Darby	15900121902	3310 0000	-	-	73,179
Main Replacements	7310'-8" Kenwood, Upper Darby	15900121936	3310 0000	(182,969)	198,369	8,090
Main Replacements	1,340'-8" Ludlow St., Upper Darby	15900121941	3310 0000	-	-	152,147
Main Replacements	1838'-8" Sycamore, Clifton Heights	15900122133	3310 0000	13,408	5,263	1,180
Main Replacements	483'-8" Carol Blvd., Upper Darby	15900126011	3310 0000	-	280	-
Main Replacements	565'-8" Diamond, Clifton	15900126873	3310 0000	-	-	105
Main Replacements	2610'-8" Linden Ave., Rutledge	15900127185	3310 0000	-	479	160,084
Main Replacements	460'-8" Madison Ave., Lansdowne	15900127325	3310 0000	-	-	245
Main Replacements	3,600'-8" Bobbin Mill Rd., U. Providence	15900131041	3310 0000	-	233,193	1,518
Main Replacements	6,000'-8" Lynn Blvd., Upper Darby	15900134005	3310 0000	-	680,052	2,214
Main Replacements	5,295'-12" Wynnewood Rd., Lower Merion	15900211371	3310 0000	88,079	-	-
Main Replacements	6,300'-8" Maplewood, Radnor	15900220743	3310 0000	-	(71)	-
Main Replacements	2,710'-8" Baird Road, Lower Merion	15900220926	3310 0000	-	1,016	-
Main Replacements	2939'-8" Bulloch Rd., W Conshohocken	15900221867	3310 0000	-	10,885	-
Main Replacements	870'-8" Church Rd. W Conshohocken	15900221874	3310 0000	-	202	-
Main Replacements	2,925'-12" Old Lancaster Ave., Tredyffrin	15900221880	3310 0000	-	250,217	47,669
Main Replacements	2100'-8" Holstein, W Conshohocken	15900221904	3310 0000	-	76,519	-
Main Replacements	5745'-12" Lincoln Rd., Tredyffrin	15900221938	3310 0000	60,204	55,245	(89,579)
Main Replacements	3734'-8" Rose, Lower Merion	15900222123	3310 0000	31,105	143,378	6,762
Main Replacements	3,315'-8" Strafford Rd., Radnor	15900222131	3310 0000	-	162,896	-
Main Replacements	4044'-8" Walnut, Easttown	15900222146	3310 0000	-	-	596
Main Replacements	2,073'-12" Lancaster Ave., Radnor	15900223073	3310 0000	-	336	-
Main Replacements	2180'-8" Bentley, Lower Merion	15900223088	3310 0000	-	65,235	19,283
Main Replacements	2900'-8" Brook, Radnor	15900223571	3310 0000	-	888	-
Main Replacements	3604'-8" Ardmore Ave., Haverford	15900225892	3310 0000	3,818	-	1,051
Main Replacements	3,600'-8" Orchard Rd., Lower Merion	15900226012	3310 0000	-	1,133	-
Main Replacements	2,136'-8" King of Prussia Mall, King of Prussia	15900226017	3310 0000	-	-	176,755
Main Replacements	1,000'-8" Central Rd., Easttown	15900230718	3310 0000	120	269	-
Main Replacements	2780'-8" General Washington, Upper Merion	15900230721	3310 0000	-	106,133	1,643
Main Replacements	710'-8" Elliott, Lower Merion	15900232021	3310 0000	227	245	-
Main Replacements	2250'-8" Elizabeth, W Conshohocken	15900233404	3310 0000	3,163	11,716	198
Main Replacements	930'-8" Valley, Lower Merion	15900234539	3310 0000	2,950	4,117	30,163
Main Replacements	1,097'-8" Llandrillo Rd., Lower Merion	15900234796	3310 0000	-	97,410	6,624
Main Replacements	3,600'-8" Jenkintown Rd., Jenkintown	15900315406	3310 0000	-	61	-
Main Replacements	233'-8" First St., Conshohocken	15900321860	3310 0000	-	5,346	-
Main Replacements	384'-8" Glenwood Rd., Cheltenham	15900321899	3310 0000	-	-	30,937
Main Replacements	440'-8" Pine, Whitemarsh	15900322911	3310 0000	-	4,597	-
Main Replacements	1500'-8" Horsham Rd., Cheltenham	15900325418	3310 0000	-	61	-
Main Replacements	200'-8" Valley Green, Whitemarsh	15900325734	3310 0000	-	1,364	-
Main Replacements	5265'-8" Central Ave., Abington	15900325937	3310 0000	-	9,071	-
Main Replacements	1740'-8" Butler, Plymouth	15900326008	3310 0000	-	61	-
Main Replacements	2700'-8" Skyline, Chalfont	15900326014	3310 0000	-	84,627	-
Main Replacements	8,071'08" West Ave., Jenkintown	15900326016	3310 0000	-	-	748,758
Main Replacements	5500'-8" Blake & Robbin, Rockledge	15900327950	3310 0000	-	71,907	-
Main Replacements	190'-8" Forest, Cheltenham	15900330711	3310 0000	-	12,741	-
Main Replacements	4,555'-8" Hillside Rd., Jenkintown	15900330769	3310 0000	-	-	243,936
Main Replacements	2,050'-8" Sylvania Rd., Rockledge	15900330973	3310 0000	-	(365)	-
Main Replacements	1830'-8" Fillmore Rd., Rockledge	15900331524	3310 0000	-	11,188	-
Main Replacements	4056'-16" Huntington, Rockledge	15900331528	3310 0000	41,401	32,053	(13,405)
Main Replacements	1,280'-8" Ivy Lane, Cheltenham	15900332819	3310 0000	-	-	107,152
Main Replacements	1830'-8" Borbeck, Rockledge	15900333084	3310 0000	-	26,277	-
Main Replacements	700'-8" Parkview Rd., Abington	15900333148	3310 0000	-	116	-

Category	Project Name	Auth	Acct	June '05	July '05	Aug. '05
Replacements	550'-8" Bridge, Springfield	1590033320	3310 0000	1,290	-	-
Main Replacements	2540'-8" Rydal, Abington	15900333203	3310 0000	-	(1,452)	-
Main Replacements	1,554'-8" Harry St., Conshohocken	15900333243	3310 0000	-	154,989	37,092
Main Replacements	300'-8" Walnut St., Conshohocken	15900333248	3310 0000	-	30,924	92
Main Replacements	301'-8" Jones St., Conshohocken	15900333249	3310 0000	-	23,618	1,327
Main Replacements	4283'-8" Penn, Rockledge	15900333534	3310 0000	-	14,058	-
Main Replacements	1850'-8" Park Ave., Rockledge	15900334120	3310 0000	-	1,097	-
Main Replacements	900'-8" New Jersey Rd., Chalfont	15900334125	3310 0000	-	18,790	-
Main Replacements	2,020'-8" Shoemaker Rd., Jenkintown	15900334462	3310 0000	-	172,171	10,687
Main Replacements	470'-8" Sixth Ave., Conshohocken	15900335203	3310 0000	-	44,615	14,747
Main Replacements	672'-8" Johnson St., Jenkintown	15900335647	3310 0000	-	-	43,816
Main Replacements	1175'-8" McLvn, E. Caln	15900411281	3310 0000	(31,576)	-	-
Main Replacements	1455'-8" Springton Point, W. Brandywine	15900427349	3310 0000	(27,655)	-	-
Main Replacements	2486'-8" Haycreek, Union	15900427958	3310 0000	(44,730)	-	-
Main Replacements	400'-8" Walnut, West Chester	15900427964	3310 0000	(16,325)	-	-
Main Replacements	1665'-8" Geigertown Rd., Union	15900428061	3310 0000	(36,562)	-	-
Main Replacements	2370'-8" Matlock Rd., West Chester	15900433079	3310 0000	-	12,138	-
Main Replacements	1,200'-8" Cold Run Rd., Rbsn	15900434580	3310 0000	-	24,687	33,155
Main Replacements	833'-8" Diane Dr., Westtown	15900436802	3310 0000	-	-	38,305
				59,164	3,423,109	2,212,300
Tie-Ins	203'-8" Highland, Ridley	15900133179	3310 0000	670	164	-
Tie-Ins	700'-8" King Rd., E. Goshen	15900231039	3310 0000	-	69,173	11,786
Tie-Ins	250'-8" Abington Road, Abington	15900319334	3310 0000	1,522	-	-
Tie-Ins	1,885'-8" Little Conestoga Rd., Uwchlan	15900425899	3310 0000	-	107,963	26,895
Tie-Ins	425'-8" Concord Rd., Thornbury	15900430970	3310 0000	-	25,211	-
Tie-Ins	733'-8" Little Conestoga Rd., Uwchlan	15900434016	3310 0000	-	67,140	11,419
Tie-Ins	2,240'-12" Rt. 100, Uwchlan	15900434453	3310 0000	-	-	166,700
Tie-Ins	315'-8" Bell Tavern, E. Caln	15900411201	3310 0000	(9,373)	-	-
Tie-Ins	935'-8" East Goshen	15900417617	3310 0000	945	554	-
				(6,236)	270,205	216,800
Main Cleaning & Lining	16,500'-6" Yale St., Haverford Twp.	15900222434	3310 0000	-	-	1,129,955
Main Cleaning & Lining	6850'-6" Riverview Rd., Bristol	15900311186	3310 0000	-	-	(13,223)
Main Cleaning & Lining	10300'-6" Wood St., Bristol	15900313728	3310 0000	-	2,627	28,666
Main Cleaning & Lining	6" Wharton Rd., Abington	15900322456	3310 0000	769,379	43,025	(204,054)
Main Cleaning & Lining	6" Forrest Rd., Abington	15900329503	3310 0000	-	-	372,061
Main Cleaning & Lining	13,500'-6" Pond Road, Bristol	15900313649	3310 0000	2,062	(11,853)	3,314
				771,441	33,799	1,316,719
Main Replacement (Highway)	100'-8" Warner Rd., Upper Merion	15900224365	3310 0000	-	-	94,239
Main Replacement (Highway)	Beechwood Drive Duck Under	15900238428	3310 0000	-	-	6,881
Main Replacement (Highway)	950'-12" Church Rd., Springfield	15900332336	3310 0000	-	1,547	-
Main Replacement (Highway)	1,600'-12" Uwchlan	15900411498	3310 0000	-	-	114,896
Main Replacement (Highway)	Two Duck Unders Rt. 100 at Park Ave.	15900436874	3310 0000	-	-	73,764
Main Replacement (Highway)	16" Church and Waverly, Cheltenham	15900347304	3310 0000	8,753	3,624	7,307
				8,753	5,171	297,087
Minor Main Replacements			3310 0000	202,350	200,275	212,024
Valve Replacements			3310 0000	8,025	30,901	15,770
Other Main Work	Replace 2" Flow Control Valve, Springfield	15900122499	3310 0000	-	22,152	37,977
Other Main Work	Replace PRV & Vault, Springfield	15900122507	3310 0000	-	42,222	19,141
Other Main Work	Goshen and Collins, West Goshen	15900422496	3310 0000	-	-	25,268
Other Main Work	Old Eagle School Road, Tredyffrin	15900511461	3310 0000	-	1,408	2,112
Other Main Work	Downingtown Main Replacement	15900412118	3310 0000	69,225	5,834	99,783
				69,225	71,616	184,281
Replacement Meters			3340 0500	1,912,942	1,206,067	909,135
				1,912,942	1,206,067	909,135
Service Renewals			3330 0000	151,283	121,646	149,623
				151,283	121,646	149,623
Service Renewals-Main Rehab Work			3330 0000	215,342	406,681	399,650
				215,342	406,681	399,650
Fire Hydrants	Relocates/Replace		3350 0000	85,569	52,713	91,567

Category	Project Name	Auth	Acct	June '05	July '05	Aug. '05
Hydrants	No Drain		50 0000	41,724	26,737	38,439
Hydrants	2 Way Replacements		3350 0000	230	-	2,923
Fire Hydrants	Private FH Replacements		3350 0000	3,577	1031	4,999
				131,100	80,481	137,928
			Total	3,523,389	5,849,951	6,051,317

AQUA
Pennsylvania.

Aqua Pennsylvania, Inc.
762 W. Lancaster Avenue
Bryn Mawr, PA 19010

www.aquapennsylvania.com

P-00961036

December 19, 2004

VIA FEDERAL EXPRESS

James J. McNulty, Secretary
Pennsylvania Public Utility Commission
Two North Keystone
Commonwealth Keystone Building
400 North Street
Harrisburg, PA 17120

RECEIVED

DEC 19 2005

PA PUBLIC UTILITY COMMISSION
SECRETARY'S BUREAU


Re: Quarterly Distribution System Improvement Charge (DSIC)

Dear Secretary McNulty:

Enclosed are eight copies of Aqua Pennsylvania's DSIC filing for the first quarter of 2006. As noted in the PUC Order, these documents are also being served to the Office of Consumer Advocate, the Office of Trial Staff and the Office of Small Business Advocate. Aqua Pennsylvania is also serving these documents to the PUC Bureau of Audits.

If you have any questions regarding this filing, please contact me at (610) 645-1130.

Sincerely,



Robert M. Griffin
Manager of Regulatory Accounting

RMG/
Certificate of Service

DOCUMENT
FOLDER

71

RECEIVED

DEC 19 2005

AQUA PENNSYLVANIA, INC.
CERTIFICATE OF SERVICE

PA PUBLIC UTILITY COMMISSION
SECRETARY'S BUREAU

BEFORE THE
PENNSYLVANIA PUBLIC UTILITY COMMISSION

Aqua Pennsylvania, Inc.

Distribution :
Improvement Charge (DSIC)
Filing

CERTIFICATE OF SERVICE

I hereby certify that I have this day filed Aqua Pennsylvania's DSIC filing for the first quarter of 2006, with the PA Public Utility Commission and upon the person(s) and in the manner indicated below:

VIA FEDERAL EXPRESS


Irwin A. Popowsky, Esq.
Office of Consumer Advocate
555 Walnut Avenue, Fifth Floor
Forum Place
Harrisburg, PA 17101-1921
(email to ddusman@paoca.org)

William R. Lloyd, Esq.
Office of Small Business Advocate
Suite 1102, Commerce Bldg.
300 N. Second Street
Harrisburg, PA 17101-1921

John Sims, Director
Office of Trial Staff
Two West Keystone
Commonwealth Keystone Building
400 North Street
Harrisburg, PA 17102

Larry Treaster
Bureau of Audits
Three East Keystone
Commonwealth Keystone Building
400 North Street
Harrisburg, PA 17102
(email to riwallace@state.pa.us &
latreaster@state.pa.us)

Dated: December 19, 2004



Robert M. Griffin
Manager of Regulatory Accounting

AQUA PENNSYLVANIA, INC.

P-00961036

DISTRIBUTION SYSTEM IMPROVEMENT CHARGE ("DSIC") CALCULATION

Acct	Description	July-Aug 04 Actual	Sept-Nov 04 Actual	Dec-Aug 05 Actual	September-05 Actual	October-05 Actual	November-05 Actual	Three Months To Date	Total To Date
322000	Main Cleaning & Relining	3,979,757	4,560,870	3,350,176	2,191,775	1,977,831	2,100,807	6,270,413	18,161,216
322000	Major Main Replacements	9,741,410	12,005,650	21,070,080	1,404,278	3,368,951	4,052,052	8,825,281	51,642,421
322000	Minor Changes in Mains	0	0	0	0	0	0	0	0
322000	Minor Main Replacements	229,741	414,568	1,732,321	194,830	7,916	341,963	544,709	2,921,339
322000	Tie in Dead End Mains	163,747	1,174,064	1,403,610	34,960	536,636	136,270	707,866	3,449,287
322000	Unreimbursed Imprvmts due to highway relocations	0	649,771	1,178,744	9,481	1,230	46	10,757	1,839,272
322000	Valve Replacement Program	77,730	74,223	199,567	24,231	12,109	31,438	67,778	419,298
323000	Repl Services	254,357	397,705	1,065,540	174,331	123,347	180,610	478,288	2,095,890
323000	Repl Services due to Main Rehabilitation	924,978	1,069,954	3,718,738	319,127	264,044	373,257	956,428	6,670,098
324000	Replacement Meters	5,887,982	4,578,185	12,093,763	3,231,843	1,624,149	2,090,092	6,946,084	29,506,014
325000	Replacement Fire Hydrants	178,355	392,679	964,001	107,337	33,668	199,597	340,602	1,875,637
TOTAL ADDITIONS		21,438,057	25,317,669	46,776,540	7,692,193	7,949,881	9,506,132	25,148,206	118,680,472

DOCKETED
DEC 20 2005

PA PUBLIC UTILITY COMMISSION
SECRETARY'S BUREAU

DEC 19 2005

RECEIVED

**DOCUMENT
FOLDER**

AQUA PENNSYLVANIA, INC.

DISTRIBUTION SYSTEM IMPROVEMENT CHARGE ("DSIC") CALCULATION

Acct	Description	Accumulated Depreciation Bal. 8/31/05	Quarterly Depr. On Prior Assets (1)	Quarterly Depr. on - 11/05 Assets (2)	Accumulated Depreciation Bal. 11/30/05	Depr Rate	Quarterly Depreciation
322000	Main Cleaning & Relining	200,469	63,319	16,695	280,483	2.13%	96,708
322000	Major Main Replacements	343,582	124,170	12,797	480,549	1.16%	149,763
322000	Minor Changes in Mains	0	0	0	0	1.16%	0
322000	Minor Main Replacements	14,860	6,892	790	22,542	1.16%	8,472
322000	Tie in Dead End Mains	19,186	7,950	1,026	28,162	1.16%	10,003
322000	Unreimbursed Imprvmts due to highway relocations	12,529	5,303	16	17,848	1.16%	684
322000	Valve Replacement Program	4,590	1,758	169	6,517	2.00%	2,096
323000	Repl Services	18,989	8,073	1,124	28,186	1.88%	10,321
323000	Repl Services due to Main Rehabilitation	63,896	26,854	2,248	92,998	1.88%	31,349
324000	Replacement Meters	782,604	291,023	44,802	1,118,429	5.16%	380,628
325000	Replacement Fire Hydrants	16,093	6,908	766	23,767	1.80%	8,440
TOTAL		1,476,798	542,250	80,433	2,099,481		703,114

(1) One Full Quarter's Depreciation.

(2) One Half Quarter Depreciation.

RECEIVED
DEC 19 2005
PA PUBLIC UTILITY COMMISSION
SECRETARY'S BUREAU

AQUA PENNSYLVANIA, INC.

DISTRIBUTION SYSTEM IMPROVEMENT CHARGE ("DSIC") CALCULATION

	DSIC EFFECTIVE	
	1/1/2006	
	Quarterly	Monthly
Applicable Additions	118,680,472	
Less Accumulated Depreciation @ November 30, 2005	(2,099,481)	
Net Rate Base Includable in DSIC Calculation	<u>116,580,991</u>	
Annual Revenue Requirement Rate	12.05%	
Quarterly Revenue Requirement Rate	3.01%	
Quarterly Capital Cost Recovery	<u>3,512,002</u>	1,170,667
Quarterly Depreciation Expense	703,114	234,371
Total Quarterly DSIC Revenue Requirement	<u>4,215,116</u>	1,405,039
Current Cost Recovery Rate		6.68%
2004 DSIC True-up [\$17,885 Under-collection + \$0 Interest = / 4 qtrs = Apr '05 thru Mar '06]	4,471	1,490
2003 e-Factor [\$3,938 Over-collection + \$0 Interest = / 4 qtrs = Apr '05 thru Mar '06]	(985)	(328)
2002 e-Factor [\$2,341 Under-collection + \$0 Interest = / 4 qtrs = Apr '05 thru Mar '06]	585	195
	<u>4,072</u>	1,357
E Factor Rate		0.01%
Applicable Base Rate Revenue	63,120,000	21,040,000
DSIC RATE		5.00%

WEIGHTED COST OF CAPITAL AT 11/30/05:

	Proforma Per Books	Capital Structure	Cost Rate	Weighted Avg. Cost Rate	Tax Multiplier	Rev Req
Debt	521,396,646	50.20%	6.03%	3.03%		3.03%
Preferred	0	0.00%	4.78%	0.00%	1.709211797	0.00%
Equity	517,309,155	49.80%	10.60%	5.28%	1.709211797	9.02%
	<u>1,038,705,801</u>	100.0%		8.31%		12.05%

Note: The cost rate of debt and preferred stock are the Company's actual cost rates. The equity cost rate is the equity return rate calculated by the Commission staff and presented in the latest Quarterly Report on the Earnings of Jurisdictional Utilities. The tax multiplier is calculated as follows: $1/[(1 - Pa. Tax Rate) \times (1 - Fed. Tax Rate)]$ where the Pa. tax rate is 9.99% and Fed. tax rate is 35%.

**PA PUBLIC UTILITY COMMISSION
SECRETARY'S BUREAU**

DEC 19 2005

RECEIVED

Aqua Pennsylvania, Inc.

DSSE Eligible Projects Closed To Utility Plant By Month

Category	Project Name	Auth	Acct	Sept. '05	Oct. '05	Nov. '05
Main Replacements	12" Main, Elmira St.	15724010445	3310 0000	-	-	155,374
Main Replacements	Replace River Crossing, Susquehanna	15724083013	3310 0000	-	-	16,860
Main Replacements	900'-8" Hawley Fire Hall	15734034873	3310 0000	-	1,892	-
Main Replacements	Replace Tambur, Hex Acres & Hillside	15744022897	3310 0000	-	-	144,404
Main Replacements	Magnolia & Fern St., Thornhurst	15744029562	3310 0000	-	-	368,521
Main Replacements	501'-2" Chinchilla	15744036845	3310 0000	-	-	36,640
Main Replacements	South Lake, White Haven	15744083016	3310 0000	8,863	5,704	2,554
Main Replacements	1400'-8" Strawbridge, Shenango	15784022126	3310 0000	-	-	95,227
Main Replacements	Butler, Otter to Wilson	15784022132	3310 0000	-	-	20,307
Main Replacements	Fair Street, Short Street	15784022157	3310 0000	-	-	24,915
Main Replacements	S Forest St., Jenks	15784030682	3310 0000	-	-	136,491
Main Replacements	1,740'-8" Church Rd., Yeadon	15900121873	3310 0000	-	214,200	18,126
Main Replacements	11000'-12" Famum St., N. Providence	15900121892	3310 0000	-	-	1,145,898
Main Replacements	1,340'-8" Ludlow St., Upper Darby	15900121941	3310 0000	125,785	86,974	3,646
Main Replacements	1838'-8" Sycamore, Clifton Heights	15900122133	3310 0000	-	81,563	3,024
Main Replacements	11000'-12" Woodland Rd., Springfield	15900130710	3310 0000	-	-	727,263
Main Replacements	3,600'-8" Bobbin Mill Rd., U. Providence	15900131041	3310 0000	-	12,924	91,062
Main Replacements	521'-8" Squirrel, Upper Providence	15900133257	3310 0000	49,679	2,375	21,238
Main Replacements	6,000'-8" Lynn Blvd., Upper Darby	15900134005	3310 0000	-	-	171,658
Main Replacements	10000'-8" Landrillo Rd., Haverford	15900137513	3310 0000	-	-	374,262
Main Replacements	2939'-8" Bulloch Rd., W Conshohocken	15900221867	3310 0000	61,738	55,041	2,041
Main Replacements	870'-8" Church Rd. W Conshohocken	15900221874	3310 0000	36,169	-	-
Main Replacements	2,925'-12" Old Lancaster Ave., Tredyffrin	15900221880	3310 0000	-	180,194	7,413
Main Replacements	5745'-12" Lincoln Rd., Tredyffrin	15900221938	3310 0000	379,217	12,691	4,659
Main Replacements	935'-8" Moir Rd., W Conshohocken	15900221953	3310 0000	31,085	-	-
Main Replacements	5100'-12" Lancaster Ave., Tredyffrin	15900222622	3310 0000	-	-	24,704
Main Replacements	2,136'-8" King of Prussia Mall, King of Prussia	15900226017	3310 0000	23,776	54,770	94,336
Main Replacements	710'-8" Elliott, Lower Merion	15900232021	3310 0000	-	-	(19,596)
Main Replacements	2250'-8" Elizabeth, W Conshohocken	15900233404	3310 0000	99,019	-	-
Main Replacements	1,097'-8" Llandrillo Rd., Lower Merion	15900234796	3310 0000	-	40,712	1,501
Main Replacements	3200'-12" Easton Rd., Abington	15900321881	3310 0000	-	916,423	-
Main Replacements	384'-8" Glenwood Rd., Cheltenham	15900321899	3310 0000	4,414	-	13,522
Main Replacements	7500'-12" Mount Carmel Rd., Abington	15900321958	3310 0000	-	6,203	-
Main Replacements	8,071'08" West Ave., Jenkintown	15900326016	3310 0000	214,417	48,123	9,062
Main Replacements	5500'-8" Blake & Robbin, Rockledge	15900327950	3310 0000	-	49,699	1,842
Main Replacements	4,555'-8" Hillside Rd., Jenkintown	15900330769	3310 0000	-	49,440	1,222
Main Replacements	2,050'-8" Sylvania Rd., Rockledge	15900330973	3310 0000	33,232	-	-
Main Replacements	2,570'-8" Jarrett Rd., Rockledge	15900330974	3310 0000	33,232	-	-
Main Replacements	4056'-16" Huntington, Rockledge	15900331528	3310 0000	3,067	(767)	137,673
Main Replacements	1,280'-8" Ivy Lane, Cheltenham	15900332819	3310 0000	-	-	58,415
Main Replacements	1830'-8" Borbeck, Rockledge	15900333084	3310 0000	100,891	4,826	991
Main Replacements	4283'-8" Penn, Rockledge	15900333534	3310 0000	107,827	414	192
Main Replacements	7758'-8" Monroe ave., Abington	15900334045	3310 0000	-	607,395	27,283
Main Replacements	1850'-8" Park Ave., Rockledge	15900334120	3310 0000	65,027	1,138	42
Main Replacements	2,020'-8" Shoemaker Rd., Jenkintown	15900334462	3310 0000	-	24,174	641
Main Replacements	2685'-8" Pond Rd., Bristol	15900334814	3310 0000	-	303,984	-
Main Replacements	672'-8" Johnson St., Jenkintown	15900335647	3310 0000	10,534	16,303	11,421
Main Replacements	3565'-12" Jenkintown Rd., Abington	15900336269	3310 0000	-	439,597	84,072
Main Replacements	8" Rainer St., Plymouth	15900338931	3310 0000	16,306	46,462	30,552
Main Replacements	8" Highland Ave., Jenkintown	15900339785	3310 0000	-	20,491	-
Main Replacements	2370'-8" Matlock Rd., West Chester	15900433079	3310 0000	-	86,006	2,594
				1,404,278	3,368,951	4,052,052
Tie-Ins	Loop dead end masin, Eagle Road	15744028036	3310 0000	33,040	-	(1,660)
Tie-Ins	Improve fire flow, Crum Creek	15900138308	3310 0000	-	-	81,768
Tie-Ins	12" Old Street Rd., Bensalem	15900339835	3310 0000	-	22,182	53,535
Tie-Ins	Stonehenge Rd., Upper Uwchlan	15900422125	3310 0000	-	491,897	-
				33,040	514,079	133,643
Main Cleaning & Lining	18,500'-6" Kent Rd., Upper Darby	15900122380	3310 0000	1,108,400	-	271,837
Main Cleaning & Lining	10,000'-6" Parkview Dr., Upper Darby	15900122408	3310 0000	783,032	10,277	53,672
Main Cleaning & Lining	3800'-6" Elmwood Dr., Norwood	15900122414	3310 0000	-	86,260	138,268
Main Cleaning & Lining	Pershing Ave., Collingdale	15900132152	3310 0000	-	31,241	73,463
Main Cleaning & Lining	5,700'-6" Myrtle Rd., Haverford	15900222412	3310 0000	91,041	57,308	223,587
Main Cleaning & Lining	26000'-6" Strathmore Rd., Haverford	15900222425	3310 0000	-	1,458,503	93,102
Main Cleaning & Lining	16,500'-6" Yale St., Haverford Twp.	15900222434	3310 0000	32,861	18,020	668

RECEIVED

DEC 19 2005

**PA PUBLIC UTILITY COMMISSION
SECRETARY'S BUREAU**

Aqua Pennsylvania, Inc.

Eligible Projects Closed To Utility Plant By Month

Category	Project Name	Auth	Acct	Sept. '05	Oct. '05	Nov. '05
Main Cleaning & Lining	6" Wharton Rd., Abington	15900322456	3310 0000	59,298	314,130	56,078
Main Cleaning & Lining	20000'-6" Harrison ave., Bristol	15900329504	3310 0000			1,102,224
Main Cleaning & Lining	13,500'-6" Pond Road, Bristol	15900313649	3310 0000	117,143	2,092	87,908
				<u>2,191,775</u>	<u>1,977,831</u>	<u>2,100,807</u>
Main Replacement (Highway)	16" Church and Waverly, Cheltenham	15900347304	3310 0000	9,481	1,230	46
				<u>9,481</u>	<u>1,230</u>	<u>46</u>
Minor Main Replacements			3310 0000	194,830	7,916	341,963
Valve Replacements			3310 0000	24,231	12,109	31,438
Other Main Work	Replace 2" Flow Control Valve, Springfield	15900122499	3310 0000	-	7,407	535
Other Main Work	Replace PRV & Vault, Springfield	15900122507	3310 0000	-	11,118	1,376
Other Main Work	Old Eagle School Road, Tredyffrin	15900511461	3310 0000	1,920	4,032	716
				<u>1,920</u>	<u>22,557</u>	<u>2,627</u>
Replacement Meters			3340 0500	3,231,843	1,624,149	2,090,092
				<u>3,231,843</u>	<u>1,624,149</u>	<u>2,090,092</u>
Service Renewals			3330 0000	174,331	123,347	180,610
				<u>174,331</u>	<u>123,347</u>	<u>180,610</u>
Service Renewals-Main Rehab Work			3330 0000	319,127	264,044	373,257
				<u>319,127</u>	<u>264,044</u>	<u>373,257</u>
Fire Hydrants	Relocates/Replace		3350 0000	54,647	12,483	97,431
Fire Hydrants	No Drain		3350 0000	48,974	21,093	95,650
Fire Hydrants	2 Way Replacements		3350 0000	274	2	2,161
Fire Hydrants	Private FH Replacements		3350 0000	3,442	90	4,355
				<u>107,337</u>	<u>33,668</u>	<u>199,597</u>
Total				<u>7,692,193</u>	<u>7,949,881</u>	<u>9,506,132</u>

RECEIVED

DEC 10 2005

PA PUBLIC UTILITY COMMISSION
SECRETARY'S BUREAU