

762 W. Lancaster Avenue
Bryn Mawr, Pennsylvania
19010-3489

610.525.1400

**Philadelphia
Suburban
Water Company**

ORIGINAL

RECEIVED

BTL

MAR 20 2000

March 20, 2000

James J. McNulty, Secretary
Pennsylvania Public Utility Commission
North Office Building
North and Commonwealth Avenues
Harrisburg, PA 17120

PA PUBLIC UTILITY COMMISSION
SECRETARY'S BUREAU

P-00961036


Re: Quarterly Distribution System Improvement Charge (DSIC) Filing

Dear Secretary McNulty:

Enclosed are eight copies of Consumers Roaring Creek and Susquehanna DSIC filings including the associated tariff pages. As noted in the PUC Order, these documents are also being served on the Office of Consumer Advocate, the Office of Trial Staff and the Office of Small Business Advocate. I am also serving these documents to the PUC Bureau of Audits.

If you have any questions regarding this filing, please contact me at (610) 645-1079.

Sincerely,



Robert M. Griffin
Manager of Regulatory Accounting

Certificate of Service

**DOCUMENT
FOLDER**

Supplement No. 48
To
Water-PA P.U.C. No. 2

CONSUMERS PENNSYLVANIA WATER COMPANY
ROARING CREEK DIVISION
RATES, RULES AND REGULATIONS
GOVERNING THE DISTRIBUTION OF WATER
IN
NORTHUMBERLAND, COLUMBIA, SCHUYLKILL COUNTIES,
CITY OF SHAMOKIN, COAL TOWNSHIP, CONYNGHAM TOWNSHIP,
MT. CARMEL TOWNSHIP, RALPHO TOWNSHIP, SHAMOKIN TOWNSHIP,
ZERBE TOWNSHIP, BUTLER TOWNSHIP, BARRY TOWNSHIP,
BOROUGH OF MT. CARMEL, BOROUGH OF KULPMONT,
BOROUGH OF MARION HEIGHTS, BOROUGH OF CENTRALIA,
BOROUGH OF GIRARDVILLE, BOROUGH OF GORDON,
AND BOROUGH OF ASHLAND

Issued: March 20, 2000

Effective: April 1, 2000

By: Richard T. Subasic
204 East Sunbury Street
Shamokin, Pennsylvania

Supplement No. 48
to
Water-Pa. P.U.C. No. 2
Thirty Eighth Revised Page No. 2
Canceling Thirty Seventh Revised Page No. 2

CONSUMERS PENNSYLVANIA WATER COMPANY
ROARING CREEK DIVISION
Shamokin, Pennsylvania

LIST OF CHANGES MADE BY THIS SUPPLEMENT

(I)

The Distribution System Improvement Charge (DSIC) has been computed to be 2.21%.

DOCUMENT
FOLDER

DOCKETED
MAY 18 2000

(I) Indicates Increase

Issued: March 20, 2000

Effective: April 1, 2000

CONSUMERS PENNSYLVANIA WATER COMPANY
ROARING CREEK DIVISION
Shamokin, Pennsylvania

TABLE OF CONTENTS

		<u>Page Number</u>
Title Page	1	Supplement No. 48
List of Changes Made by This Supplement	2	Thirty Eighth Revised
Table of Contents	3	Thirty Seventh Revised
.....	3(A)	Twentieth Revised
 Schedule of Rates:		
State Tax Adjustment Surcharge.....	4	Twenty Second Revised
Distribution System Improvement Charge.....	4 (A)	Third Revised
Schedule "A" - Metered Service		
Residential.....	5	Fourteenth Revised
Schedule "B" - Metered Service		
Industrial.....	6	Fifteenth Revised
Schedule "C" -Incentive Load/Retention Rate	6A	First Revision
-Incentive Load/Retention Rate	6B	First Revised
-Incentive Load/Retention Rate	6C	Original
-Foster Wheeler Rate	7	Eighth Revised
Schedule "D"- Metered Service		
Commercial.....	7(A)	Fifth Revised
Schedule of Metered Rates		
Schedule "E"- Metered Service		
Other Utilities – Ashland	7(B)	Fifth Revised
Left Blank Intentionally.....	7(C)	Second Revised
Left Blank Intentionally.....	7(D)	Second Revised
Schedule "F" - Public Fire Service.....	8	Thirteenth Revised
Schedule "G" - Private Fire Hydrant		
Service	8	Thirteenth Revised
Schedule "H" - Private		
Protection - Sprinkler System	8	Thirteenth Revised
Left Blank Intentionally.....	8(A)	First Revised
Left Blank Intentionally.....	8(B)	Third Revised
Left Blank Intentionally.....	8(C)	Second Revised
Left Blank Intentionally.....	8(D)	First Revised

CONSUMERS PENNSYLVANIA WATER COMPANY
ROARING CREEK DIVISION
Shamokin, Pennsylvania

DISTRIBUTION SYSTEM IMPROVEMENT CHARGE

(I)

In addition to the charges provided in this tariff, a surcharge of 2.21% will apply to all charges for service excluding public fire rendered on or after April 1, 2000.

(I) Indicates Increase

CONSUMERS ROARING CREEK WATER COMPANY

DISTRIBUTION SYSTEM IMPROVEMENT CHARGE ("DSIC") CALCULATION

Acct	Description	Nov. '97 - May '99 Actual	June '99 - Aug. '99 Actual	Sept. '99 - Nov. '9 Actual	Dec. '99 Actual	Jan. '00 Actual	Feb. '00 Actual	Total Quarter	Total To Date
322000	Major Main Replacements	58,697	42,156	504,638	0	0	207,109	207,109	812,600
322000	Minor Changes in Mains	49,932	32,430	15,435	0	0	1,747	1,747	99,544
322000	Unreimbursed Imprvmts due to highway relocations	0	0	0	0	0	0	0	0
323000	Repl Services	41,499	6,260	86,271	0	0	102,710	102,710	236,740
324000	Replacement Meters	152,265	5,487	2,249	0	0	14,731	14,731	174,732
325000	Replacement Fire Hydrants	26,921	6,359	17,245	0	0	14,795	14,795	65,320
TOTAL ADDITIONS		0	329,314	92,692	0	0	341,092	341,092	1,388,936

CONSUMERS ROARING CREEK WATER COMPANY

DISTRIBUTION SYSTEM IMPROVEMENT CHARGE ("DSIC") CALCULATION

Acct	Description	Accumulated Depreciation Bal. 11/30/99	Quarterly Depr. On Prior Assets (1)	Quarterly Depr. on 12/99 - 2/00 Assets (2)	Accumulated Depreciation Bal. 2/29/00	Depr Rate	Quarterly Depreciation
322000	Major Main Replacements	1,760	2,195	375	4,330	1.45%	2,946
322000	Minor Changes in Mains	1,045	355	3	1,403	1.45%	361
322000	Unreimbursed Imprvmnts due to highway relocations	0	0	0	0	1.45%	0
323000	Repl Services	1,346	653	250	2,249	1.95%	1,154
324000	Replacement Meters	10,484	2,000	92	12,576	5.00%	2,184
325000	Replacement Fire Hydrants	586	235	34	855	1.86%	304
TOTAL		15,221	5,438	754	21,413		6,949

(1) One Full Quarter's Depreciation.

(2) One Half Quarter Depreciation.

CONSUMERS ROARING CREEK WATER COMPANY

DISTRIBUTION SYSTEM IMPROVEMENT CHARGE ("DSIC") CALCULATION

DSIC EFFECTIVE
4/1/2000

Applicable Additions	1,388,936
Less Accumulated Depreciation @ Feb. 29, 2000	(21,413)
Net Rate Base Includable in DSIC Calculation	<u>1,367,523</u>
Annual Revenue Requirement Rate	12.46%
Quarterly Revenue Requirement Rate	3.12%
Quarterly Capital Cost Recovery	<u>42,598</u>
Quarterly Depreciation Expense	<u>6,949</u>
Total Quarterly DSIC Revenue Requirement	49,547
Applicable Base Rate Revenue	2,244,900
DSIC RATE	2.21%

WEIGHTED COST OF CAPITAL AT 2/29/00:

	Proforma Per Books	Capital Structure	Cost Rate	Weighted Avg. Cost Rate	Tax Multiplier	Rev Req
Debt	18,000,000	51.84%	7.35%	3.81%		3.81%
Preferred	0	0.00%	8.93%	0.00%	1.709211797	0.00%
Equity	16,723,590	48.16%	10.50%	5.06%	1.709211797	8.65%
	<u>34,723,590</u>	100.0%		8.87%		12.46%

Note: The cost rate of debt and preferred stock are the Company's actual cost rates at 2/29/00. The equity cost rate is the equity return rate calculated by the Commission staff and presented in the latest Quarterly Report on the Earnings of Jurisdictional Utilities. The tax multiplier is calculated as follows: $1/[(1 - Pa. Tax Rate) \times (1 - Fed. Tax Rate)]$ where the Pa. tax rate is 9.99% and Fed. tax rate is 35%.

762 W. Lancaster Avenue
Bryn Mawr, Pennsylvania
19010-3489

610.525.1400

**Philadelphia
Suburban
Water Company**

ORIGINAL

RECEIVED

MAR 20 2000

PA PUBLIC UTILITY COMMISSION
SECRETARY'S BUREAU

P-00961036

March 20, 2000

~~*P-00973964*~~

James J. McNulty, Secretary
Pennsylvania Public Utility Commission
North Office Building
North and Commonwealth Avenues
Harrisburg, PA 17120

**DOCUMENT
FOLDER**

BTL

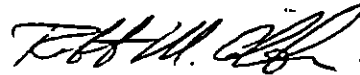
Re: Quarterly Distribution System Improvement Charge (DSIC) Filing

Dear Secretary McNulty:

Enclosed are eight copies of PSW's DSIC filing. There is no tariff supplement needed since the DSIC rate is the same as the September 20, 1999 and December 20, 1999 filing. As noted in the PUC Order, these documents are also being served on the Office of Consumer Advocate, the Office of Trial Staff and the Office of Small Business Advocate. PSW is also serving these documents to the PUC Bureau of Audits.

If you have any questions regarding this filing, please contact me at (610) 645-1130.

Sincerely,



Robert M. Griffin
Manager of Regulatory Accounting

RMG/
Certificate of Service

102



PHILADELPHIA SUBURBAN WATER COMPANY
CERTIFICATE OF SERVICE

BEFORE THE
PENNSYLVANIA PUBLIC UTILITY COMMISSION

PHILADELPHIA SUBURBAN
WATER COMPANY

:
:
:
:
:

Distribution System
Improvement Charge (DSIC)
Filing

CERTIFICATE OF SERVICE

I hereby certify that I have this day filed PSW's DSIC update and supporting workpapers with the PA Public Utility Commission and upon the person(s) and in the manner indicated below:

VIA FAX & FEDERAL EXPRESS

Irwin A. Popowsky, Esq.
Office of Consumer Advocate
555 Walnut Avenue, Fifth Floor
Forum Place
Harrisburg, PA 17101-1921

Charles Hoffman, Director
Office of Trial Staff
Pitnick Building, Third Floor
901 N. 7TH St., Rear
Harrisburg, PA 17102

Thomas P. Gadsden, Esq.
Morgan, Lewis & Bockius
1701 Market Street
Philadelphia, PA 19103-2921
(via first class mail)

Dated: March 20, 2000

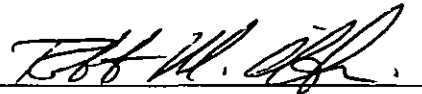
Bernard A. Ryan, Esq.
Office of Small Business Advocate
Suite 1102, Commerce Bldg.
300 N. Second Street
Harrisburg, PA 17101-1921

Glenn Bartron, Director
Bureau of Audits
901 Rear North Seventh Street
Harrisburg, PA 17102

RECEIVED

MAR 20 2000

PA PUBLIC UTILITY COMMISSION
SECRETARY'S BUREAU



Robert M. Griffin
Manager of Regulatory Accounting

PHILADELPHIA SUBURBAN WATER COMPANY

DISTRIBUTION SYSTEM IMPROVEMENT CHARGE ("DSIC") CALCULATION

Acct	Description	Feb.'98-Feb.'99 Actual	Mar.-Nov 1999 Actual		Dec. 1999 Actual	Jan. 2000 Actual	Feb. 2000 Actual	Three Months To Date	Total To Date
322000	Main Cleaning & Relining	3,931,097	4,990,149	0	219,512	0	90,862	310,374	9,231,620
322000	Major Main Replacements	10,327,806	9,359,229	0	1,654,315	335,342	1,363,572	3,353,229	23,040,264
322000	Minor Changes in Mains	88,472	183,734	0	0	0	0	0	272,206
322000	Minor Main Replacements	1,339,453	884,057	0	109,712	156,847	179,497	446,056	2,669,566
322000	Tie in Dead End Mains	5,300,532	2,856,806	0	963,687	0	752,972	1,716,659	9,873,997
322000	Unreimbursed Imprvmts due to highway relocations	1,594,787	298,492	0	0	0	0	0	1,893,279
322000	Valve Replacement Program	630,097	503,438	0	63,525	42,298	35,560	141,383	1,274,918
323000	Repl Services	906,579	723,544	0	106,103	0	126,492	232,595	1,862,718
323000	Repl Services due to Main Rehabilitation	1,246,879	1,097,533	0	50,001	0	176,222	226,223	2,570,635
324000	Replacement Meters	5,015,751	3,407,267	0	117,669	46,930	0	164,599	8,587,617
325000	Replacement Fire Hydrants	867,163	603,885	0	28,790	11,006	103,743	143,539	1,614,587
TOTAL ADDITIONS		31,248,616	24,908,134	0	3,313,314	592,423	2,828,920	6,734,657	62,891,407

PA PUBLIC UTILITY COMMISSION
SECRETARY'S BUREAU

MAR 20 2000

RECEIVED

PHILADELPHIA SUBURBAN WATER COMPANY

DISTRIBUTION SYSTEM IMPROVEMENT CHARGE ("DSIC") CALCULATION

Acct	Description	Accumulated Depreciation Bal. 11/30/99	Quarterly Depr. On Prior Assets (1)	Quarterly Depr. on 12/99 - 2/00 Assets (2)	Accumulated Depreciation Bal. 2/29/00	Depr Rate	Quarterly Depreciation
322000	Main Cleaning & Relining	152,839	47,283	822	200,944	2.12%	48,928
322000	Major Main Replacements	200,958	58,569	4,988	264,515	1.19%	68,545
322000	Minor Changes in Mains	1,772	810	0	2,582	1.19%	810
322000	Minor Main Replacements	24,149	6,615	664	31,428	1.19%	7,942
322000	Tie in Dead End Mains	87,412	24,268	2,554	114,234	1.19%	29,375
322000	Unreimbursed Imprvmts due to highway relocations	31,338	5,633	0	36,971	1.19%	5,633
322000	Valve Replacement Program	20,604	5,781	361	26,746	2.04%	6,502
323000	Repl Services	26,771	7,458	532	34,761	1.83%	8,522
323000	Repl Services due to Main Rehabilitation	37,510	10,726	517	48,753	1.83%	11,761
324000	Replacement Meters	445,736	121,713	1,189	568,638	5.78%	124,091
325000	Replacement Fire Hydrants	23,652	6,362	310	30,324	1.73%	6,983
TOTAL		1,052,741	295,218	11,937	1,359,896		319,092

(1) One Full Quarter's Depreciation.

(2) One Half Quarter Depreciation.

SECRET
MAY 18 2000

DOCUMENT
FOLDER

PHILADELPHIA SUBURBAN WATER COMPANY

DISTRIBUTION SYSTEM IMPROVEMENT CHARGE ("DSIC") CALCULATION

DSIC EFFECTIVE

4/1/2000

Applicable Additions	62,891,407
Less Accumulated Depreciation @ February 29, 2000	<u>(1,359,896)</u>
Net Rate Base Includable in DSIC Calculation	<u>61,531,511</u>
Annual Revenue Requirement Rate	12.34%
Quarterly Revenue Requirement Rate	3.09%
Quarterly Capital Cost Recovery	<u>1,898,247</u>
Quarterly Depreciation Expense	<u>319,092</u>
Total Quarterly DSIC Revenue Requirement	<u>2,217,339</u>
Add: Final True-Up of 1997 Under/Over Collections	(566)
[\$1,699 Overcollection] x [3 Months / 9 Months] = (\$566)	
Add: Applicable Portion of 1999 Under/Over Collections (Start Next Quarter)	<u>0</u>
	<u>2,216,773</u>
Applicable Base Rate Revenue	36,279,106
DSIC RATE	5.00%

WEIGHTED COST OF CAPITAL AT 2/29/00:

	Proforma Per Books	Capital Structure	Cost Rate	Weighted Avg. Cost Rate	Tax Multiplier	Rev Req
Debt	286,211,566	53.03%	7.38%	3.91%		3.91%
Preferred	0	0.00%	8.93%	0.00%	1.709211797	0.00%
Equity	253,538,291	46.97%	10.50%	4.93%	1.709211797	8.43%
	<u>539,749,857</u>	<u>100.0%</u>		<u>8.84%</u>		<u>12.34%</u>

Note: The cost rate of debt and preferred stock are the Company's actual cost rates. The equity cost rate is the equity return rate calculated by the Commission staff and presented in the latest Quarterly Report on the Earnings of Jurisdictional Utilities. The tax multiplier is calculated as follows: $1 / [(1 - Pa. Tax Rate) \times (1 - Fed. Tax Rate)]$ where the Pa. tax rate is 9.99% and Fed. tax rate is 35%.

Philadelphia Suburban Water Company
 DSIC Eligible Projects Closed To Utility Plant By Month

Category	Project Name	Auth	Acct	Actual	Actual	Actual
				Dec'99	Jan'00	Feb'00
Main Replacements	12" Chester Pike, Glenolden	a1007503	322000	-	-	216,577
Main Replacements	8" Elm Ave, Swarthmore	a1007530	322000	69,495	-	-
Main Replacements	8" Princeton Ave, Swarthmore	a1007531	322000	66,884	-	-
Main Replacements	12" College Ave, Swarthmore	a1007533	322000	364,321	-	-
Main Replacements	12" Lansdowne Ave, Upper Darby	a1007534	322000	386,752	-	-
Main Replacements	2" Baltimore Pike, Lansdowne	a1007557	322000	-	-	24,396
Main Replacements	12" Chester Pike, Norwood	a1007558	322000	-	-	328,079
Main Replacements	8" Chestnut St, Swarthmore	a1007573	322000	48,506	-	-
Main Replacements	16" Saville Ave, Eddystone	a1007574	322000	416,851	-	-
Main Replacements	8" Scottsdale Rd, Lansdowne	a1007576	322000	-	-	17,088
Main Replacements	12" Chester Pike, Prospect	a1007581	322000	104,441	-	-
Main Replacements	12" Lancaster Ave, Lower Merion	b1006502	322000	102,862	-	-
Main Replacements	12" First Ave, Upper Merion	b1006606	322000	32,701	10,312	-
Main Replacements	8" Midland Ave, Radnor	b1006633Z	322000	-	257,892	-
Main Replacements	8" Walnut Ave, Lower Merion	b1006642	322000	30,917	-	-
Main Replacements	Bowman Ave, Lower Merion	b1006710	322000	-	-	43,643
Main Replacements	12" Chemical Rd, Plymouth	c1005518	322000	-	-	733,790
Main Replacements	8" Magnolia Ave, West Chester	d1001593	322000	30,585	-	-
Main Replacements	8" Miner St, West Chester	d1001594	322000	-	67,137	-
				<u>1,654,315</u>	<u>335,342</u>	<u>1,363,572</u>
Tie - Ins	12" Waterloo Rd, Easttown	b1606607	322000	600,094	-	-
Tie - Ins	8" Waterloo Rd, Easttown	b1606634		326,416	-	-
Tie - Ins	6" Monk Rd, Lower Merion	b1606709	322000	-	-	8,875
Tie - Ins	8" Papermill Rd, Bryn Athyn	c1605520	322000	37,176	-	-
Tie - Ins	12" Lincoln Hwy, East Caln	d1601590	322000	-	-	187,750
Tie - Ins	12" Rte. 100, Uwchlan	d1601597	322000	-	-	412,394
Tie - Ins	8" Davis Rd, West Pikeland	d1601600	322000	-	-	126,450
Tie - Ins	12" Ward Ave, East Goshen	d1601603	322000	-	-	17,503
				<u>963,687</u>	<u>-</u>	<u>752,972</u>
Main Cleaning & Lining	6" Burton Lane, Sharon Hill	a2003174A	322000	-	-	90,862
Main Cleaning & Lining	6" County Line Rd., L Merion	b2000813	322000	70,625	-	-
Main Cleaning & Lining	6" Parkview Dr, Lower Merion	b2001917	322000	57,826	-	-
Main Cleaning & Lining	6" Woodlawn, U Merion	c2000602	322000	57,903	-	-
Main Cleaning & Lining	6" West Union Ave.	d2009021	322000	33,159	-	-
				<u>219,512</u>	<u>-</u>	<u>90,862</u>
Minor Main Replacements			322000	<u>109,712</u>	<u>156,847</u>	<u>179,497</u>
				109,712	156,847	179,497
Valve Replacement Program			322000	<u>63,525</u>	<u>42,298</u>	<u>35,560</u>
				63,525	42,298	35,560
Replacement Meters				<u>117,669</u>	<u>46,930</u>	<u>-</u>
				117,669	46,930	-
Service Renewals - Worn Out in Service			323000	106,103	-	126,492
Service Renewals - Main Rehabilitation			323000	50,001	-	176,222
Fire Hydrants	Relocates/Replace		325000	26,000	9,075	46,369
Fire Hydrants	No Drain		325000	2,789	1,931	56,428
Fire Hydrants	2 Way Replacements		325000	-	-	947
				<u>28,790</u>	<u>11,006</u>	<u>103,743</u>
			GRAND TOTAL	<u><u>3,313,314</u></u>	<u><u>592,423</u></u>	<u><u>2,828,920</u></u>

762 W. Lancaster Avenue
Bryn Mawr, Pennsylvania
19010-3489

610.525.1400

ORIGINAL

**Philadelphia
Suburban
Water Company**

BTL

March 20, 2000

f-00961036

James J. McNulty, Secretary
Pennsylvania Public Utility Commission
North Office Building
North and Commonwealth Avenues
Harrisburg, PA 17120

DOCUMENT
FOLDER


Re: Quarterly Distribution System Improvement Charge (DSIC) Filing

Dear Secretary McNulty:

Enclosed are eight copies of Consumers Roaring Creek and Susquehanna DSIC filings including the associated tariff pages. As noted in the PUC Order, these documents are also being served on the Office of Consumer Advocate, the Office of Trial Staff and the Office of Small Business Advocate. I am also serving these documents to the PUC Bureau of Audits.

If you have any questions regarding this filing, please contact me at (610) 645-1079.

Sincerely,



103

Robert M. Griffin
Manager of Regulatory Accounting

Certificate of Service

RECEIVED

MAR 20 2000

PA PUBLIC UTILITY COMMISSION
SECRETARY'S BUREAU



CONSUMERS WATER COMPANY
CERTIFICATE OF SERVICE

BEFORE THE
PENNSYLVANIA PUBLIC UTILITY COMMISSION

CONSUMERS WATER COMPANY

:
:
:
:
:

Distribution System
Improvement Charge (DSIC)
Filing

CERTIFICATE OF SERVICE

I hereby certify that I have this day filed Consumers Roaring Creek and Susquehanna DSIC filings including the associated tariff pages and supporting workpapers with the PA Public Utility Commission and upon the person(s) and in the manner indicated below:

VIA FAX & FEDERAL EXPRESS

Irwin A. Popowsky, Esq.
Office of Consumer Advocate
555 Walnut Avenue, Fifth Floor
Forum Place
Harrisburg, PA 17101-1921

Charles Hoffman, Director
Office of Trial Staff
Pitnick Building, Third Floor
901 N. 7TH St., Rear
Harrisburg, PA 17102

Thomas P. Gadsden, Esq.
Morgan, Lewis & Bockius
1701 Market Street
Philadelphia, PA 19103-2921
(via first class mail)

Bernard A. Ryan, Esq.
Office of Small Business Advocate
Suite 1102, Commerce Bldg.
300 N. Second Street
Harrisburg, PA 17101-1921


Glenn Bartron, Director
Bureau of Audits
901 Rear North Seventh Street
Harrisburg, PA 17102

RECEIVED

MAR 20 2000

**PA PUBLIC UTILITY COMMISSION
SECRETARY'S BUREAU**

Dated: March 20, 2000



Robert M. Griffin
Manager of Regulatory Accounting

CONSUMERS PENNSYLVANIA WATER COMPANY
SUSQUEHANNA DIVISION

DOCUMENT
FOLDER

DOCKETED

MAY 18 2000

Rates and rules
Governing the Distribution of Water in
Sayre, Borough, Borough of South Waverly,
Athens Borough and Athens Township
Bradford County, Pennsylvania

RECEIVED

MAR 20 2000

PA PUBLIC UTILITY COMMISSION
SECRETARY'S BUREAU

By: Richard T. Subasic, Vice President, General Manager
206 South Keystone Avenue
Sayre, PA 18840

Consumers Pennsylvania Water Company
Susquehanna Division
Sayre, PA

LIST OF CHANGES MADE BY THIS SUPPLEMENT

(I)

The Distribution System Improvement Charge (DSIC) has been computed to be 3.54%.

(I) Indicates Decrease

Consumers Pennsylvania Water Company
 Susquehanna Division
 Sayre, PA.

TABLE OF CONTENTS

	<u>Page Number</u>
Title Page.....	1. Supplement No. 77
List of Changes Made by This Supplement.....	2. Fifty-Ninth Revised
Table of Contents	3. Fifty-Eighth Revised
Schedule of Rates	
State Tax Adjustment Surcharge	4. Thirty-Seventh Revised
Distribution System Improvement Charge.....	4.(A) Third Revised
Metered Sales.....	5. Twenty-Ninth Revised
Flat Rates	
Fire Service.....	6. Twenty-Sixth Revised
Negative Surcharge.	26. Second Revised
 Rules and Regulations	
Application for Service...	8. Original
Bills.....	14. Fourth Revised
Cross Connection	20-22. Original
Definitions.....	7. Original
Deposits.....	16. Fourth Revised
Excess Use Charges.....	25. First Revised
Extensions.....	27.-37. First Revised
General.....	18. Original
General.....	19. Second Revised
Metered Consumers.....	12. Original
Metered Consumers.....	13. Second Revised
Public Fire Service.....	17. Original
Service Connection.....	9.-10. Original
Terms of Payment.....	15. First Revised
Use of Service.....	11. Original
Water Contingency Plan.....	23.-24. Original
 Distribution System Improvement Charge.....	38. Original
Distribution System Improvement Charge...	39. First Revised
Distribution System Improvement Charge....	40. Original
Distribution System Improvement Charge....	41. Original
Distribution System Improvement Charge....	42. Original

Consumers Pennsylvania Water Company
Susquehanna Division
Sayre, PA

DISTRIBUTION SYSTEM IMPROVEMENT CHARGE

(I)

In addition to the charges provided in this tariff, a surcharge of 3.54% will apply to all charges for service excluding public fire rendered on or after April 1, 2000.

(I) Indicates Increase

Issued: March 20, 2000

Effective: April 1, 2000

CONSUMERS SUSQUEHANNA WATER COMPANY

DISTRIBUTION SYSTEM IMPROVEMENT CHARGE ("DSIC") CALCULATION

Acct	Description	Nov. 98 - May '99 Actual	June 99 - Aug. '99 Actual	Sept. '99 - Nov. '99 Actual	Dec. '99 Actual	Jan. '00 Actual	Feb. '00 Actual	Total Quarter	Total To Date
322000	Major Main Replacements	0	25,490	32,664	0	0	324,504	324,504	382,658
322000	Valve Replacements	0	994	2,944	0	0	5,737	5,737	9,675
322000	Unreimbursed Imprvmts due to highway relocations	0	0	0	0	0	0	0	0
323000	Repl Services	13,335	3,474	48,946	0	0	36,424	36,424	102,179
324000	Replacement Meters	0	0	1,572	0	0	0	0	1,572
325000	Replacement Fire Hydrants	2,645	1,289	5,828	0	0	12,462	12,462	22,224
TOTAL ADDITIONS		0	15,980	31,247	0	0	379,127	379,127	518,308

CONSUMERS SUSQUEHANNA WATER COMPANY

DISTRIBUTION SYSTEM IMPROVEMENT CHARGE ("DSIC") CALCULATION

Acct	Description	Accumulated Depreciation Bal. 11/30/99	Quarterly Depr. On Prior Assets (1)	Quarterly Depr. on 12/99 - 2/00 Assets (2)	Accumulated Depreciation Bal. 2/29/00	Depr Rate	Quarterly Depreciation
322000	Major Main Replacements	164	164	458	786	1.13%	1,081
322000	Minor Changes in Mains	12	15	11	38	1.55%	37
322000	Unreimbursed Imprvmts due to highway relocations	0	0	0	0	1.13%	0
323000	Repl Services	301	311	86	698	1.89%	483
324000	Replacement Meters	16	32	0	48	8.15%	32
325000	Replacement Fire Hydrants	52	44	28	124	1.81%	101
TOTAL		545	566	583	1,694		1,734

(1) One Full Quarter's Depreciation.

(2) One Half Quarter Depreciation.

CONSUMERS SUSQUEHANNA WATER COMPANY

DISTRIBUTION SYSTEM IMPROVEMENT CHARGE ("DSIC") CALCULATION

	DSIC EFFECTIVE
	4/1/2000
Applicable Additions	518,308
Less Accumulated Depreciation @ February 29, 2000	(1,694)
Net Rate Base Includable in DSIC Calculation	<u>516,614</u>
Annual Revenue Requirement Rate	12.51%
Quarterly Revenue Requirement Rate	3.13%
Quarterly Capital Cost Recovery	<u>16,157</u>
Quarterly Depreciation Expense	<u>1,734</u>
Total Quarterly DSIC Revenue Requirement	17,891
Applicable Base Rate Revenue	505,100
DSIC RATE	3.54%

WEIGHTED COST OF CAPITAL AT 2/29/00:

	Proforma Per Books	Capital Structure	Cost Rate	Weighted Avg. Cost Rate	Tax Multiplier	Rev Req
Debt	2,975,000	50.97%	7.28%	3.71%		3.71%
Preferred	0	0.00%	8.93%	0.00%	1.709211797	0.00%
Equity	2,861,211	49.03%	10.50%	5.15%	1.709211797	8.80%
	<u>5,836,211</u>	<u>100.0%</u>		<u>8.86%</u>		<u>12.51%</u>

Note: The cost rate of debt and preferred stock are the Company's actual cost rates at 2/29/00. The equity cost rate is the equity return rate calculated by the Commission staff and presented in the latest Quarterly Report on the Earnings of Jurisdictional Utilities. The tax multiplier is calculated as follows: $1/[(1 - \text{Pa. Tax Rate}) \times (1 - \text{Fed. Tax Rate})]$ where the Pa. tax rate is 9.99% and Fed. tax rate is 35%.

Consolidated Water Company Susquehanna Division
 DSIC Eligible Projects Closed To Utility Plant By Month

Category	Project Name	Auth	Acct	Actual Dec. '99	Actual Jan. '00	Actual Feb. '00
Main Replacements	6" Walker St.	12626154	322000	-	-	1,164
Main Replacements	8" Poplar St.	12626156	322000	-	-	5,362
Main Replacements	8" Second Street	12626190	322000	-	-	76,750
Main Replacements	8" Orchard St.	12626191	322000	-	-	119,677
Main Replacements	8" Vanderbilt Rd.	12626192	322000	-	-	121,551
				-	-	324,504
Valve Replacements			322000	-	-	5,737
				-	-	5,737
Replacement Meters			324000	-	-	-
				-	-	-
Service Renewals - Worn Out in Service			323000	-	-	36,424
Fire Hydrants	Relocates/Replace		325000	-	-	12,462
Fire Hydrants	No Drain		325000	-	-	-
Fire Hydrants	2 Way Replacements		325000	-	-	-
				-	-	12,462
GRAND TOTAL				-	-	379,127

762 W. Lancaster Avenue
Bryn Mawr, Pennsylvania
19010-3489

610.525.1400

**Philadelphia
Suburban
Water Company**

DOCUMENT
FOLDER

DOCKETED
JUL 03 2000

June 20, 2000

RECEIVED

JUN 20 2000

PA PUBLIC UTILITY COMMISSION
SECRETARY'S BUREAU

ORIGINAL

James J. McNulty, Secretary
Pennsylvania Public Utility Commission
North Office Building
North and Commonwealth Avenues
Harrisburg, PA 17120

Re: Quarterly Distribution System Improvement Charge (DSIC) Filing


Dear Secretary McNulty:

P-00961036

As a result of the April 27, 2000 rate settlement, there are no DSIC eligible jobs to report for this quarter. The DSIC rate will remain at 0% for all PSW and Consumers PA customers.

If you have any questions regarding this filing, please contact me at (610) 645-1130.

Sincerely,



Robert M. Griffin
Manager of Regulatory Accounting

RMG/
Certificate of Service

EEF

43

PHILADELPHIA SUBURBAN WATER COMPANY
CERTIFICATE OF SERVICE

BEFORE THE
PENNSYLVANIA PUBLIC UTILITY COMMISSION

PHILADELPHIA SUBURBAN
WATER COMPANY

:
:
:
:
:

Distribution System
Improvement Charge (DSIC)
Filing

CERTIFICATE OF SERVICE

I hereby certify that I have this day filed PSW's DSIC update with the PA
Public Utility Commission and upon the person(s) and in the manner indicated below.

RECEIVED

VIA FEDERAL EXPRESS

JUN 20 2000

Irwin A. Popowsky, Esq.
Office of Consumer Advocate
555 Walnut Avenue, Fifth Floor
Forum Place
Harrisburg, PA 17101-1921

Bernard A. Ryan, Esq.
Office of Small Business Advocate
Suite 1102, Commerce Bldg.
300 N. Second Street
Harrisburg, PA 17101-1921


PA PUBLIC UTILITY COMMISSION
SECRETARY'S BUREAU

Charles Hoffman, Director
Office of Trial Staff
Pitnick Building, Third Floor
901 N. 7TH St., Rear
Harrisburg, PA 17102

Glenn Bartron, Director
Bureau of Audits
901 Rear North Seventh Street
Harrisburg, PA 17102

Thomas P. Gadsden, Esq.
Morgan, Lewis & Bockius
1701 Market Street
Philadelphia, PA 19103-2921
(via first class mail)

Dated: June 20, 2000



Robert M. Griffin
Manager of Regulatory Accounting

762 W. Lancaster Avenue
Bryn Mawr, Pennsylvania
19010-3489

610.525.1400

**Philadelphia
Suburban
Water Company**

P-00961036

RECEIVED

September 20, 2000

SEP 20 2000

PUBLIC UTILITY COMMISSION
SECRETARY'S BUREAU

~~R-00961036~~

James J. McNulty, Secretary
Pennsylvania Public Utility Commission
North Office Building
North and Commonwealth Avenues
Harrisburg, PA 17120

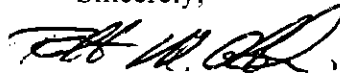
Re: Quarterly Distribution System Improvement Charge (DSIC) Filing

Dear Secretary McNulty:

Enclosed are eight copies of PSW's Consolidated PA DSIC filing. There is no tariff supplement needed since the DSIC rate remains at zero (i.e. PUC Earnings Safeguard). As noted in the PUC Order, these documents are also being served on the Office of Consumer Advocate, the Office of Trial Staff and the Office of Small Business Advocate. PSW is also serving these documents to the PUC Bureau of Audits.

If you have any questions regarding this filing, please contact me at (610) 645-1130.

Sincerely,



Robert M. Griffin
Manager of Regulatory Accounting

DOCUMENT
FOLDER

RMG/
Certificate of Service

63



PHILADELPHIA SUBURBAN WATER COMPANY
CERTIFICATE OF SERVICE

BEFORE THE
PENNSYLVANIA PUBLIC UTILITY COMMISSION

PHILADELPHIA SUBURBAN
WATER COMPANY

Distribution System
Improvement Charge (DSIC)
Filing

CERTIFICATE OF SERVICE

I hereby certify that I have this day filed PSW's DSIC update and supporting workpapers with the PA Public Utility Commission and upon the person(s) and in the manner indicated below:

VIA FAX & FEDERAL EXPRESS

Irwin A. Popowsky, Esq.
Office of Consumer Advocate
555 Walnut Avenue, Fifth Floor
Forum Place
Harrisburg, PA 17101-1921

Charles Hoffman, Director
Office of Trial Staff
Pitnick Building, Third Floor
901 N. 7TH St., Rear
Harrisburg, PA 17102

Thomas P. Gadsden, Esq.
Morgan, Lewis & Bockius
1701 Market Street
Philadelphia, PA 19103-2921
(via first class mail)


Dated: September 20, 2000

Bernard A. Ryan, Esq.
Office of Small Business Advocate
Suite 1102, Commerce Bldg.
300 N. Second Street
Harrisburg, PA 17101-1921

Glenn Bartron, Director
Bureau of Audits
901 Rear North Seventh Street
Harrisburg, PA 17102

RECEIVED

SEP 20 2000
PUBLIC UTILITY COMMISSION
SECRETARY'S BUREAU



Robert M. Griffin
Manager of Regulatory Accounting

PHILADELPHIA SUBURBAN WATER COMPANY

DISTRIBUTION SYSTEM IMPROVEMENT CHARGE ("DSIC") CALCULATION

Acct	Description				June 2000 Actual	July 2000 Actual	Aug. 2000 Actual	Three Months To Date	Total To Date
322000	Main Cleaning & Relining	0	0	0	0	2,507,044	0	2,507,044	2,507,044
322000	Major Main Replacements	0	0	0	0	4,134,990	598,135	4,733,125	4,733,125
322000	Minor Changes in Mains	0	0	0	0	0	0	0	0
322000	Minor Main Replacements	0	0	0	0	103,254	219,610	322,864	322,864
322000	Tie in Dead End Mains	0	0	0	0	64,255	443,773	508,028	508,028
322000	Unreimbursed Imprvmts due to highway relocations	0	0	0	0	82,615	0	82,615	82,615
322000	Valve Replacement Program	0	0	0	0	24,777	59,642	84,419	84,419
323000	Repl Services	0	0	0	0	44,660	83,568	128,228	128,228
323000	Repl Services due to Main Rehabilitation	0	0	0	0	177,290	152,649	329,939	329,939
324000	Replacement Meters	0	0	0	0	50,080	60,201	110,281	110,281
325000	Replacement Fire Hydrants	0	0	0	0	80,430	98,615	179,045	179,045
TOTAL ADDITIONS		0	0	0	0	7,269,395	1,716,193	8,985,588	8,985,588

DOCUMENT
FOLDER

DOCKETED
SEP 26 2000

PUBLIC UTILITY COMMISSION
SECRETARY'S BUREAU
SEP 20 2000

RECEIVED

PHILADELPHIA SUBURBAN WATER COMPANY

DISTRIBUTION SYSTEM IMPROVEMENT CHARGE ("DSIC") CALCULATION

Acct	Description	Accumulated Depreciation Bal. 5/31/00	Quarterly Depr. On Prior Assets (1)	Quarterly Depr. on 6/00 - 8/00 Assets (2)	Accumulated Depreciation Bal. 8/31/00	Depr Rate	Quarterly Depreciation
322000	Main Cleaning & Relining	0	0	6,675	6,675	2.13%	13,350
322000	Major Main Replacements	0	0	6,981	6,981	1.18%	13,963
322000	Minor Changes in Mains	0	0	0	0	1.18%	0
322000	Minor Main Replacements	0	0	476	476	1.18%	952
322000	Tie in Dead End Mains	0	0	749	749	1.18%	1,499
322000	Unreimbursed Imprvmts due to highway relocations	0	0	122	122	1.18%	244
322000	Valve Replacement Program	0	0	215	215	2.04%	431
323000	Repl Services	0	0	303	303	1.89%	606
323000	Repl Services due to Main Rehabilitation	0	0	779	779	1.89%	1,559
324000	Replacement Meters	0	0	623	623	4.52%	1,246
325000	Replacement Fire Hydrants	0	0	398	398	1.78%	797
TOTAL		0	0	17,321	17,321		34,647

(1) One Full Quarter's Depreciation.

(2) One Half Quarter Depreciation.

PHILADELPHIA SUBURBAN WATER COMPANY

DISTRIBUTION SYSTEM IMPROVEMENT CHARGE ("DSIC") CALCULATION

	DSIC EFFECTIVE
	10/1/2000
Applicable Additions	8,985,588
Less Accumulated Depreciation @ August 31, 2000	(17,321)
Net Rate Base Includable in DSIC Calculation	<u>8,968,267</u>
Annual Revenue Requirement Rate	12.28%
Quarterly Revenue Requirement Rate	3.07%
Quarterly Capital Cost Recovery	<u>275,326</u>
Quarterly Depreciation Expense	<u>34,647</u>
Total Quarterly DSIC Revenue Requirement	309,973
Applicable Base Rate Revenue	39,164,696
DSIC RATE	0.00%

(Note: DSIC rate is zero due to over-earnings on latest Earnings Report filed with PA PUC.)

WEIGHTED COST OF CAPITAL AT 8/31/00:

	Proforma Per Books	Capital Structure	Cost Rate	Weighted Avg. Cost Rate	Tax Multiplier	Rev Req
Debt	348,991,587	53.88%	7.42%	4.00%		4.00%
Preferred	1,000,000	0.15%	4.78%	0.01%	1.709211797	0.02%
Equity	297,751,191	45.97%	10.50%	4.83%	1.709211797	8.26%
	<u>647,742,778</u>	100.0%		8.84%		12.28%

Note: The cost rate of debt and preferred stock are the Company's actual cost rates. The equity cost rate is the equity return rate calculated by the Commission staff and presented in the latest Quarterly Report on the Earnings of Jurisdictional Utilities. The tax multiplier is calculated as follows: $1/[(1 - \text{Pa. Tax Rate}) \times (1 - \text{Fed. Tax Rate})]$ where the Pa. tax rate is 9.99% and Fed. tax rate is 35%.

Philadelphia Suburban Water Company
 DSIC Eligible Projects Closed To Utility Plant By Month

Category	Project Name	Auth	Acct	Jun'00	Jul'00	Aug'00
Main Replacements	MR,1065'-12",Chester Pk,Prospect	A1007581	322000	0	0	83,714
Main Replacements	MR,2175'-8",Stewart,Lansdowne	A1007594	322000	0	196,434	0
Main Replacements	MR,695'-8",Swarthmore,Ridley Park	A1007608	322000	0	79,996	0
Main Replacements	MR,620'-8",Benjamin West,Swarthmore	A1007614	322000	0	65,395	0
Main Replacements	MR,1425'-8",Gayley Terr,Nether Providence	A1007616	322000	0	0	113,241
Main Replacements	MR,1880'-8",9th St,Eddystone	A1007628	322000	0	186,533	0
Main Replacements	MR,685'-8",Ash Rd,Darby	A1007630	322000	0	7,370	26,545
Main Replacements	MR,6755'-12",Cityline,Lower Merion	B1006613	322000	0	1,415,171	0
Main Replacements	MR,Design Only,N Wayne,Radnor	B1006701	322000	0	282,121	0
Main Replacements	MR,6000'-8",Dorset Rd,Easttown	B1006706	322000	0	1,295,015	0
Main Replacements	MR,Bowman Ave,Lower Merion	B1006710	322000	0	8,437	13,339
Main Replacements	MR,Airdale Rd,Lower Merion	B1006713	322000	0	179,846	0
Main Replacements	MR,8",Lakeside Ave,Easttown	B1006726	322000	0	225,152	0
Main Replacements	MR,Windermere Ave,Radnor	B1006727	322000	0	65,660	0
Main Replacements	MR,Dorset Rd,Easttown	B1006728	322000	0	56,713	0
Main Replacements	MR,Chester Rd,Easttown	B1006729	322000	0	71,148	0
Main Replacements	MR,Woodland Rd,Abington	C1005758	322000	0	0	112,459
Main Replacements	MR,6300'-8",Spring Ave,Abington	C1005768	322000	0	0	248,837
				0	4,134,990	598,135
Tie - Ins	TM,240'-8",Garfield Ave,Havertown	A1607611	322000	0	27,708	0
Tie - Ins	TM,3205'-16",Henderson Rd,Upp Merion	B1606695	322000	0	0	409,744
Tie - Ins	TM,580'-8",Heaton Rd,Lower Moreland	C1605761	322000	0	0	34,030
Tie - Ins	TM,150'-8",Delmar Ave,West Goshen	D1601748	322000	0	19,822	0
Tie - Ins	TM,130'-8",Arlington & Boot Rd,West Goshen	D1601752	322000	0	16,725	0
				0	64,255	443,773
Main Cleaning & Lining	MC,17200'-6",Ormand Ave,Drexel Hill	A2001428	322000	0	725,491	0
Main Cleaning & Lining	MC,4700'-6",Bartlett Ave,Sharon Hill	A2001512	322000	0	281,224	0
Main Cleaning & Lining	MC,3200'-6",Monk Rd,Lower Merion	B2001515	322000	0	213,601	0
Main Cleaning & Lining	MC,12100'-6",Phase II,Clover Hill Rd,L Merio	B2001917A	322000	0	459,858	0
Main Cleaning & Lining	MC,4800'-6",9th Ave,Conshohocken	C2000006	322000	0	332,475	0
Main Cleaning & Lining	MC,12300'-6",Pleasant Ave,Abington	C2000525	322000	0	494,394	0
				0	2,507,044	0
Minor-Main Replacements			322000	0	103,254	219,610
				0	103,254	219,610
Main Replacement (Highway)	HR,8",Stratford Ave,Lansdowne	A3207629	322000	0	82,615	0
				0	82,615	0
Valve Replacement Program			322000	0	24,777	59,642

Philadelphia Suburban Water Company
 DSIC Eligible Projects Closed To Utility Plant By Month

Category	Project Name	Auth	Acct	Jun'00	Jul'00	Aug'00
				0	24,777	59,642
Replacement Meters				0	50,080	60,201
				0	50,080	60,201
Service Renewals - Worn Out in Service			323000	0	44,660	83,568
				0	44,660	83,568
Service Renewals - Main Rehabilitation			323000	0	177,290	152,649
				0	177,290	152,649
Fire Hydrants	Relocates/Replace		325000	0	25,443	23,302
Fire Hydrants	No Drain		325000	0	52,542	73,099
Fire Hydrants	2 Way Replacements		325000	0	2,444	2,213
				0	80,430	98,615
GRAND TOTAL				0	7,269,395	1,716,193

762 W. Lancaster Avenue
Bryn Mawr, Pennsylvania
19010-3489

610.525.1400

**Philadelphia
Suburban
Water Company**

P-00961036

DOCUMENT
FOLDER

RECEIVED

December 20, 2000

James J. McNulty, Secretary
Pennsylvania Public Utility Commission
North Office Building
North and Commonwealth Avenues
Harrisburg, PA 17120

DEC 19 2000

PUBLIC UTILITY COMMISSION
SECRETARY'S BUREAU


Re: Quarterly Distribution System Improvement Charge (DSIC) Filing

Dear Secretary McNulty:

Enclosed are eight copies of PSW's Consolidated PA DSIC filing. As noted in the PUC Order, these documents are also being served on the Office of Consumer Advocate, the Office of Trial Staff and the Office of Small Business Advocate. PSW is also serving these documents to the PUC Bureau of Audits.

If you have any questions regarding this filing, please contact me at (610) 645-1130.

Sincerely,



Robert M. Griffin
Manager of Regulatory Accounting

RMG/
Certificate of Service

RHO



P-00961036

PHILADELPHIA SUBURBAN WATER COMPANY
CERTIFICATE OF SERVICE

BEFORE THE
PENNSYLVANIA PUBLIC UTILITY COMMISSION

PHILADELPHIA SUBURBAN
WATER COMPANY

:
:
:
:
:

Distribution System
Improvement Charge (DSIC)
Filing

CERTIFICATE OF SERVICE

I hereby certify that I have this day filed PSW's DSIC update and supporting workpapers with the PA Public Utility Commission and upon the person(s) and in the manner indicated below:

VIA FEDERAL EXPRESS

Irwin A. Popowsky, Esq.
Office of Consumer Advocate
555 Walnut Avenue, Fifth Floor
Forum Place
Harrisburg, PA 17101-1921

Bernard A. Ryan, Esq.
Office of Small Business Advocate
Suite 1102, Commerce Bldg.
300 N. Second Street
Harrisburg, PA 17101-1921

Charles Hoffman, Director
Office of Trial Staff
Pitnick Building, Third Floor
901 N. 7TH St., Rear
Harrisburg, PA 17102

Glenn Bartron, Director
Bureau of Audits
901 Rear North Seventh Street
Harrisburg, PA 17102


RECEIVED

DEC 19 2000

PUBLIC UTILITY COMMISSION
SECRETARY'S BUREAU

Thomas P. Gadsden, Esq.
Morgan, Lewis & Bockius
1701 Market Street
Philadelphia, PA 19103-2921
(via first class mail)

Dated: December 20, 2000



Robert M. Griffin
Manager of Regulatory Accounting

PHILADELPHIA SUBURBAN WATER COMPANY

RATES AND RULES

GOVERNING THE DISTRIBUTION

OF

WATER

IN PORTIONS OF

MONTGOMERY, CHESTER, BUCKS, BERKS

RECEIVED

DEC 19 2000

PUBLIC UTILITY COMMISSION
SECRETARY'S BUREAU

, DELAWARE, MERCER, LAWRENCE, BRADFORD, COLUMBIA, SCHUYLKILL AND NORTHUMBERLAND COUNTIES

(Detailed Description - Page 3)

ISSUED: December 20, 2000

by

NICHOLAS DeBENEDICTIS, Chairman

762 Lancaster Avenue

Bryn Mawr, Pennsylvania

DOCUMENT
FOLDER

DOCKETED

JAN 08 2001

EFFECTIVE: January 1, 2001
In accordance with Section 1307(g)
of the Pennsylvania Public Utility
Code and Docket No. P-00961036
entered August 26, 1996.

NOTICE

THIS TARIFF UPDATES THE DISTRIBUTION SYSTEM IMPROVEMENT CHARGE FOR ALL METERED AND UNMETERED CUSTOMERS WITH THE EXCEPTION OF PUBLIC FIRE HYDRANT CUSTOMERS.

SEE PAGE 1A

Philadelphia Suburban Water Company

Supplement No. 30

To

WATER-PA. P.U.C. NO. 16

TWENTY EIGHTH REVISED PAGE NO. 1A

CANCELING TWENTY SEVENTH REVISED PAGE NO. 1A

LIST OF CHANGES MADE BY THIS TARIFF

Changes: This tariff updates the Distribution System Improvement Charge (DSIC) on page 20 (Fifteenth Revised) of the Company's tariff, effective January 1, 2001, as approved by the Commission at Docket No. P-00961036 on August 26, 1996.

ISSUED: December 20, 2000

-1A-

EFFECTIVE: January 1, 2001

<u>Index</u>	<u>Page</u>	
RATES AND RULES	1	Supplement No. 30
LIST OF CHANGES MADE BY THIS TARIFF	1A	Twenty Eighth Revised
INDEX	2	Twenty Eighth Revised
INDEX	2A	Twenty Third Revised
DESCRIPTION OF TERRITORY SERVED	3	Sixth Revised
DESCRIPTION OF TERRITORY SERVED	3A	Eighth Revised
DESCRIPTION OF TERRITORY SERVED	3B	First Revised
 SCHEDULE OF RATES:		
Meter Service-PSW Main Division	4	Third Revised
Rates for Water Consumed-PSW Main Division	4	Third Revised
Rates for Water Consumed-PSW Main Division	4A	Third Revised
Fire Service-PSW Main Division	4B	Fifth Revised
Meter Service-Uwchlan Division	5	Third Revised
Rates for Water Consumed-Uwchlan Division	5	Third Revised
Rates for Water Consumed-Uwchlan Division	5A	Third Revised
Fire Service-Uwchlan Division	5B	Third Revised
Meter Service-W. Whiteland Division	6	Third Revised
Rates for Water Consumed-W. Whiteland Division	6	Third Revised
Rates for Water Consumed-W. Whiteland Division	6A	Third Revised
Fire Service-W. Whiteland Division	6B	Third Revised
Meter Service - Media Division	7	Third Revised
Rates for Water Consumed - Media Division	7	Third Revised
Rates for Water Consumed - Media Division	7A	Third Revised
Fire Service - Media Division	7B	Third Revised
Meter Service-Bensalem Division	7C	Original
Rates for Water Consumed-Bensalem Division	7C	Original
Fire Service-Bensalem Division	7D	Original
Meter Service - Fulmor Heights Division	7E	Original
Rates for Water Consumed - Fulmor Heights Division	7E	Original
Fire Service - Fulmor Heights Division	7F	Original
Meter Service - Perkiomen Division	8	Third Revised
Rates for Water Consumed - Perkiomen Division	8	Third Revised
Rates for Water Consumed - Perkiomen Division	8A	Third Revised
Fire Service - Perkiomen Division	8B	Third Revised
Meter Service - Bradford Glen Division	9	Third Revised
Rates for Water Consumed - Bradford Glen Division	9	Third Revised
Rates for Water Consumed - Bradford Glen Division	9A	Third Revised
Fire Service - Bradford Glen Division	9B	Third Revised
Meter Service - Little Washington Division	10	Third Revised
Rates for Water Consumed - Little Washington Division	10	Third Revised
Rates for Water Consumed - Little Washington Division	10A	Third Revised
Fire Service - Little Washington Division	10B	Third Revised
Meter Service - Bristol Division	11	Third Revised
Rates for Water Consumed - Bristol Division	11	Third Revised
Rates for Water Consumed - Bristol Division	11A	Third Revised
Fire Service - Bristol Division	11B	Third Revised
Meter Service - Peddlers View Division	12	Third Revised
Rates for Water Consumed - Peddlers View Division	12	Third Revised
Rates for Water Consumed - Peddlers View Division	12A	Third Revised
Fire Service - Peddlers View Division	12B	Third Revised

<u>I N D E X</u>	<u>P A G E</u>
Meter Service - West Chester Division	13 Second Revised
Rates for Water Consumed - West Chester Division	13 Second Revised
Rates for Water Consumed - West Chester Division	13A Second Revised
Fire Service - West Chester Division	13B Second Revised
Meter Service - Chatwood Division	13C Original
Rates for Water Consumed - Chatwood Division	13C Original
Meter Service - Flying Hills Division	14 Second Revised
Rates for Water Consumed - Flying Hills Division	14 Second Revised
Rates for Water Consumed - Flying Hills Division	14A Second Revised
Fire Service - Flying Hills Division	14B Second Revised
Meter Service - Consumers Roaring Creek Division	15 Second Revised
Rates for Water Consumed - Consumers Roaring Creek Division	15 Second Revised
Rates for Water Consumed - Consumers Roaring Creek Division	15A Second Revised
Fire Service - Consumers Roaring Creek Division	15B Second Revised
Meter Service - Consumers Susquehanna Division	16 Second Revised
Rates for Water Consumed - Consumers Susquehanna Division	16 Second Revised
Rates for Water Consumed - Consumers Susquehanna Division	16A Second Revised
Fire Service - Consumers Susquehanna Division	16B Second Revised
Meter Service - Consumers Shenango Division	17 Second Revised
Rates for Water Consumed - Consumers Shenango Division	17 Second Revised
Rates for Water Consumed - Consumers Shenango Division	17A Second Revised
Fire Service - Consumers Shenango Division	17B Second Revised
Industrial Standby Rate	18 First Revised
Industrial Standby Rate	18A First Revised
Industrial Standby Rate	18B First Revised
Resale and Electric Generation Standby Rate	18C First Revised
Resale and Electric Generation Standby Rate	18D First Revised
Resale and Electric Generation Standby Rate	18E First Revised
Rider DIS - Demand Based Industrial Service	19 First Revised
Rider DRS - Demand Based Resale Service	19A First Revised
Rider EGS - Electric Generation Service	19B First Revised
Rider OPI - Off Peak/Interruptible Service	19C Original
Rider OPI - Off Peak/Interruptible Service	19D Original
State Tax Surcharge Applicable to All Rates	20 Fifteenth Revised
Distribution System Improvement Charge	20A First Revised
Distribution System Improvement Charge	20B Second Revised
Distribution System Improvement Charge	20C First Revised
 RULES AND REGULATIONS	
Introduction	21 Second Revised
Classes of General Metered Service & Definitions	22 Second Revised
Application of Service	25 First Revised
Deposits & Bill Payments	26 Second Revised
Service Connections	28 First Revised
Meters & Meter Locations	31 First Revised
Building Construction Service; Metered Fire Service	34 First Revised
Unmetered Fire Service	35 First Revised
Responsibility for Service; System Inspection and Integrity	37 Third Revised
Cross-Connection Control	38 First Revised
Termination of Service	39 First Revised
Water Conservation and Drought Emergency	40 First Revised
Main Extensions	41 First Revised
Main Extensions For Bona Fide Applicants	42 First Revised
Main Extensions and Services by Builder	46 First Revised

R I D E R

STATE TAX SURCHARGE APPLICABLE TO ALL RATES

In addition to the net charges provided for in this Tariff, a surcharge of (0.26%) will apply to all service rendered on and after June 17, 2000

The above surcharge will be recomputed, using the same elements prescribed by the Commission:

- (a) Whenever any of the tax rates used in the calculation of the surcharge are changed;
- (b) Whenever the utility makes effective increased or decreased rates; and
- (c) On March 31, 1971, and each year thereafter.

The above recalculation will be submitted to the Commission within 10 days after the occurrence of the event or date which occasioned such recomputation; and if the recomputed surcharge is less than the one in effect, the utility will, and if the recomputed surcharge is more than the one in effect, the utility may, submit with such recomputation a tariff or supplement to reflect such recomputed surcharge, the effective date of which shall be 10 days after filing.

DISTRIBUTION SYSTEM IMPROVEMENT CHARGE (DSIC) (C)

In addition to the net charges provided for in this Tariff, a surcharge of 2.21 % will apply to all service, excluding public fire hydrants, rendered on or after January 1, 2001

I. General Description

Purpose: To recover the fixed costs (depreciation and pre-tax return) of certain non-revenue producing, non-expense reducing distribution system improvement projects completed and placed in service and to be recorded in the individual accounts, as noted below, between base rate cases and to provide the Company with the resources to accelerate the replacement of its aging water distribution infrastructure, to comply with evolving regulatory requirements imposed by the Safe Drinking Water Act and to develop and implement solutions to regional water supply problems. Company projects receiving PENNVEST funding are not DSIC - eligible property.

Eligible Property: The DSIC-eligible property will consist of the following:

services (account 323), meters (account 324) and hydrants (account 325) installed as in-kind replacements for customers;

mains and valves (account 322) installed as replacements for existing facilities that have worn out, are in deteriorated condition, or upgraded to meet Chapter 65 regulations of Title 52;

main extensions (account 322) installed to eliminate dead ends and to implement solutions to regional water supply problems that have been documented as presenting a significant health and safety concern for customers currently receiving service from the Company or the acquired Company;

(C) Indicates Change

Issued: December 20, 2000

20

Effective: January 1, 2001

PHILADELPHIA SUBURBAN WATER COMPANY

DISTRIBUTION SYSTEM IMPROVEMENT CHARGE ("DSIC") CALCULATION

Acct	Description		June-Aug 2000 Actual	June-Aug 2000 Correction	Sept 2000 Actual	Oct 2000 Actual	Nov 2000 Actual	Three Months To Date	Total To Date
322000	Main Cleaning & Relining	0	2,507,044	0	2,112,353	0	1,645,825	3,758,178	6,265,222
322000	Major Main Replacements	0	4,733,125	0	663,050	849,743	6,116,051	7,628,844	12,361,969
322000	Minor Changes in Mains	0	0	0	0	0	0	0	0
322000	Minor Main Replacements	0	322,864	0	137,972	75,621	165,915	379,508	702,372
322000	Tie in Dead End Mains	0	508,028	0	2,583,507	263,082	2,176,026	5,022,615	5,530,643
322000	Unreimbursed Imprvmts due to highway relocations	0	82,615	0	16,457	131,865	340,040	488,362	570,977
322000	Valve Replacement Program	0	84,419	0	87,783	34,239	94,655	216,677	301,000
323000	Repl Services	0	128,228	0	67,642	51,023	141,250	259,915	388,143
323000	Repl Services due to Main Rehabilitation	0	329,939	0	88,975	137,355	275,903	502,233	832,172
324000	Replacement Meters	0	110,281	182,089	219,927	168,575	204,996	593,498	885,868
325000	Replacement Fire Hydrants	0	179,045	0	111,668	81,473	114,480	307,621	486,666
TOTAL ADDITIONS		0	8,985,588	182,089	6,089,334	1,792,976	11,275,141	19,157,451	28,325,128

PHILADELPHIA SUBURBAN WATER COMPANY

DISTRIBUTION SYSTEM IMPROVEMENT CHARGE ("DSIC") CALCULATION

Acct	Description	Accumulated Depreciation Bal. 8/31/00	Quarterly Depr. On Prior Assets (1)	Quarterly Depr. on 9/00 - 11/00 Assets (2)	Accumulated Depreciation Bal. 11/31/00	Depr Rate	Quarterly Depreciation
322000	Main Cleaning & Relining	6,675	13,350	10,006	30,031	2.13%	33,362
322000	Major Main Replacements	6,981	13,963	11,253	32,197	1.18%	36,468
322000	Minor Changes in Mains	0	0	0	0	1.18%	0
322000	Minor Main Replacements	476	952	560	1,988	1.18%	2,072
322000	Tie in Dead End Mains	749	1,499	7,408	9,656	1.18%	16,315
322000	Unreimbursed Imprvmts due to highway relocations	122	244	720	1,086	1.18%	1,684
322000	Valve Replacement Program	215	431	553	1,199	2.04%	1,536
323000	Repl Services	303	606	614	1,523	1.89%	1,834
323000	Repl Services due to Main Rehabilitation	779	1,559	1,187	3,525	1.89%	3,932
324000	Replacement Meters	623	3,304	3,353	7,280	4.52%	10,010
325000	Replacement Fire Hydrants	398	797	684	1,879	1.78%	2,166
TOTAL		17,321	36,705	36,338	90,364		109,379

(1) One Full Quarter's Depreciation.

(2) One Half Quarter Depreciation.

PHILADELPHIA SUBURBAN WATER COMPANY

DISTRIBUTION SYSTEM IMPROVEMENT CHARGE ("DSIC") CALCULATION

	DSIC EFFECTIVE
	1/1/2001
Applicable Additions	28,325,128
Less Accumulated Depreciation @ November 30, 2000	(90,364)
Net Rate Base Includable in DSIC Calculation	<u>28,234,764</u>
Annual Revenue Requirement Rate	12.67%
Quarterly Revenue Requirement Rate	3.17%
Quarterly Capital Cost Recovery	<u>894,336</u>
Quarterly Depreciation Expense	<u>109,379</u>
Total Quarterly DSIC Revenue Requirement	1,003,715
Applicable Base Rate Revenue	45,315,028
DSIC RATE	2.21%

WEIGHTED COST OF CAPITAL AT 11/30/00:

	Proforma Per Books	Capital Structure	Cost Rate	Weighted Avg. Cost Rate	Tax Multiplier	Rev Req
Debt	351,634,361	50.00%	7.39%	3.69%		3.69%
Preferred	1,000,000	0.14%	4.78%	0.01%	1.709211797	0.02%
Equity	350,699,306	49.86%	10.50%	5.24%	1.709211797	8.96%
	<u>703,333,667</u>	<u>100.0%</u>		<u>8.94%</u>		<u>12.67%</u>

Note: The cost rate of debt and preferred stock are the Company's actual cost rates. The equity cost rate is the equity return rate calculated by the Commission staff and presented in the latest Quarterly Report on the Earnings of Jurisdictional Utilities. The tax multiplier is calculated as follows: $1 / [(1 - \text{Pa. Tax Rate}) \times (1 - \text{Fed. Tax Rate})]$ where the Pa. tax rate is 9.99% and Fed. tax rate is 35%.

Philadelphia Suburban Water Company
 DSIC Eligible Projects Closed To Utility Plant By Month

Category	Project Name	Auth	Acct	Sept'00	Oct.'00	Nov.'00
Main Replacements	MR,2175'-8",Stewart,Lansdowne	A1007594	322000	0	173,437	0
Main Replacements	MR,144'-8",North Ave,Upper Darby	A1007615	322000	0	0	11,849
Main Replacements	MR,1425'-8",Gayley Terr,Nether Providenc	A1007616	322000	0	52,083	79,508
Main Replacements	MR,1880'-8",9th St,Eddystone	A1007628	322000	0	106,186	0
Main Replacements	MR,685'-8",Ash Rd,Darby	A1007630	322000	0	13,698	0
Main Replacements	MR,340'-8",Amosland,Ridley	A1007644	322000	0	14,218	40,096
Main Replacements	MR,6",Bailey&Elberon,Yeadon	A1007649	322000	0	0	772
Main Replacements	MR,1170'-8",Llanerch,Haverford	A1007653	322000	0	0	115,580
Main Replacements	MR,Cypress,Fern,Rose,Cobbs Ck,Yeadon	A1007656	322000	0	0	280,366
Main Replacements	MR,4900'-12",Rutgers,Swarthmore	A1007671	322000	0	0	353,721
Main Replacements	MR,12",Lancaster Ave,Lower Merion	B1006605	322000	42,496	0	537,578
Main Replacements	MR,Design Only,N Wayne,Radnor	B1006701	322000	0	78,583	0
Main Replacements	MR,Mt Pleasant,Lower Merion	B1006711	322000	0	0	76,379
Main Replacements	MR,Airdale Rd,Lower Merion	B1006713	322000	0	138,623	0
Main Replacements	MR,400'-8",Wynnewood Rd,L Merion	B1006724	322000	0	0	77,156
Main Replacements	MR,Windermere Ave,Radnor	B1006727	322000	0	0	23,223
Main Replacements	MR,4430'-12",Lancaster Ave,Tredyffrin	B1006730	322000	0	219,621	413,673
Main Replacements	MR,805'-8",Moore Ave,Radnor	B1006734	322000	0	0	110,326
Main Replacements	MR,2060'-8",E Conestoga,Tredyffrin	B1006741	322000	113,360	6,861	133,155
Main Replacements	MR,4300'-12",Lincoln Hgwy,Tredyffrin	B1006763	322000	0	0	587,504
Main Replacements	MR,18'-8",Golf House Rd,Haverford	B1006769	322000	0	0	7,202
Main Replacements	MR,3900'-8",Golf House Rd,Haverford	B1006781	322000	0	0	254,053
Main Replacements	MR,2200'-8",Roslyn Ave,Abington	C1005571	322000	0	0	106,127
Main Replacements	MR,1395'-8",Plymouth,Springfield	C1005629	322000	105,576	0	42,378
Main Replacements	MR,Mill Rd,Cheltenham	C1005757	322000	0	0	27,580
Main Replacements	MR,1900'-8",Clarke,Bristol	C1005767	322000	0	0	153,053
Main Replacements	MR,6300'-8",Spring Ave,Abington	C1005768	322000	156,734	0	217,168
Main Replacements	MR,980'-8",Glenside,Cheltenham	C1005776	322000	0	0	104,777
Main Replacements	MR,1000'-8",Walnut,Jenkintown	C1005788	322000	0	0	66,625
Main Replacements	MR,625'-8",Maple Ave,Bristol	C1005790	322000	0	0	24,335
Main Replacements	MR,1180'-8",Eckert Ave, Abington	C1005793	322000	0	0	70,427
Main Replacements	MR,2005'-8",Menlo Ave,Abington	C1005796	322000	0	0	99,179
Main Replacements	MR,1040'-8",Guernsey Ave,Abington	C1005803	322000	0	0	60,916
Main Replacements	MR,915'-8",Bockius Ave,Abington	C1005807	322000	0	0	42,992
Main Replacements	MR,70'-8",Glen Ave,W Goshen	D1001753	322000	6,037	0	0
Main Replacements	MR,450'-8",Wellington,W Goshen	D1002048	322000	0	0	20,543
Main Replacements	MR,400'-8",S Georgia,W Goshen	D1002049	322000	0	0	20,426
Main Replacements	MR,5173'-8",N Hills, W Goshen	D1002051	322000	55,223	46,433	122,490
Main Replacements	MR,1430'-8",Darlington,W Chester	D1002060	322000	0	0	130,301
Main Replacements	MR,1400'-8",E Washington,W Chester	D1002067	322000	0	0	59,426
				479,426	849,743	4,470,884
Tie - Ins	TM,160'-8",Pusey,Collingdale	A1607643	322000	0	5,435	22,486
Tie - Ins	TM,500'-8",Elberon,Yeadon	A1607649	322000	0	15,210	68,435
Tie - Ins	TM,700'-8",Wycombe,Yeadon	A1607650	322000	0	12,735	75,003
Tie - Ins	TM,450'-8",Wayne,Aldan	A1607654	322000	0	21,539	25,875
Tie - Ins	TM,Baily,Yeadon	A1607657	322000	0	0	89,432
Tie - Ins	TM,1100'-12",Providence Rd,Edgemont	B1606754	322000	142,910	0	0
Tie - Ins	TM,450'-16",Bryn Mawr Ave,Radnor	B1606764	322000	0	0	174,843
Tie - Ins	TM,50'-8",Apollo Rd,Plymouth	C1605512	322000	0	0	97,995
Tie - Ins	TM,Street Rd,Bensalem,Intercnn	C1605568	322000	0	0	212,444
Tie - Ins	TM,58'-6",Mill Rd,Upper Moreland	C1605631	322000	12,449	0	0
Tie - Ins	TM,335'-8",Sharpless,Abington	C1605763	322000	0	0	10,110
Tie - Ins	TM,1200'-8",Huntingdon Rd,Abington	C1605806	322000	0	0	68,560
Tie - Ins	TM,1750'-12",Five Points,W Goshen	D1601609	322000	126,388	0	0
Tie - Ins	TM,300'-8",Laurel Dr,W Goshen	D1601747	322000	13,249	0	2,109
Tie - Ins	TM,1400'-12",Ship Rd,W Whiteland	D1601757	322000	144,498	0	18,491
Tie - Ins	TM,1645'-12",S New St,Westtown	D1602052	322000	29,311	0	66,233
Tie - Ins	TM,1100'-12",Burke Rd,W Whitelan	D1602061	322000	0	0	79,771

Philadelphia Suburban Water Company
 DSIC Eligible Projects Closed To Utility Plant By Month

Category	Project Name	Auth	Acct	Sept'00	Oct.'00	Nov.'00
Tie - Ins	TM,270'-8",Stanton,Westtown	D1602068	322000	0	0	26,434
Tie - Ins	TM,335'-8",Morris Rd,W Goshen	D1602069	322000	0	0	45,294
Tie - Ins	TM,335'-8",Circle Ave,W Goshen	D1602070	322000	0	0	19,466
Tie - Ins	TM,225'-8",WC Pk,W Goshen	D1602152	322000	0	0	130,092
Tie - Ins	TM,442'-8",Strasburg,E Goshen	D1602153	322000	38,073	0	39,317
Tie - Ins	TM,3880'-12",Unionville,E Marlborough	D1602154	322000	137,439	0	23,160
				<u>644,316</u>	<u>54,919</u>	<u>1,295,552</u>
Main Cleaning & Lining	MC,7300'-6",Jansen,Tinicum	A2000983	322000	0	0	417,072
Main Cleaning & Lining	MC,Dorchester Rd,Haverford	A2001751	322000	408,930	0	0
Main Cleaning & Lining	MC,Sherbrook Blvd,Upper Darby	A2001979	322000	353,260	0	41,711
Main Cleaning & Lining	MC,Prelim,Radnor Rd,Radnor	B2000043	322000	231,712	0	113,226
Main Cleaning & Lining	MC,3',Ladsley Rd,Lower Merion	B2000616	322000	489,945	0	-72,155
Main Cleaning & Lining	MC,Academy Lane, Lower Merion	B2000755	322000	1,367	0	0
Main Cleaning & Lining	MC,12100'-6",Phase II,Clover Hill Rd,L M	B2001917A	322000	0	0	66,524
Main Cleaning & Lining	MC,Pre-Survey,BrynLawn,Lower Merion	B2001964	322000	2,009	0	0
Main Cleaning & Lining	MC,770'-6",Tyson Rd,Newtown	B2001983	322000	0	0	342,053
Main Cleaning & Lining	MC,4800'-6",9th Ave,Conshohocken	C2000006	322000	0	0	29,159
Main Cleaning & Lining	MC,12300'-6",Pleasant Ave,Abington	C2000525	322000	0	0	76,885
Main Cleaning & Lining	MC,13600'-6"CI,Alnwick,Bryn Athyn	C2000844	322000	625,129	0	26,022
Main Cleaning & Lining	MC,6"CI,Preston Lane,Upper Moreland	C2009197	322000	0	0	605,329
				<u>2,112,353</u>	<u>0</u>	<u>1,645,825</u>
Minor Main Replacements			322000	137,972	75,621	165,915
				<u>137,972</u>	<u>75,621</u>	<u>165,915</u>
Main Replacement (Highway)	HR,1000'-16",Old Eagle,Tredyffrin	B3006758	322000	0	123,184	0
Main Replacement (Highway)	HR,8",Poplar Rd,Havertown	B3006767	322000	0	8,681	11,721
Main Replacement (Highway)	HR,24" Gulph Rd, U Merion	B3206655	322000	0	0	22,769
Main Replacement (Highway)	HR,350'-16",Rt 252,Tredyffrin	B3206733	322000	0	0	26,403
Main Replacement (Highway)	HR,8",Old Eagle Schl Rd,Tredyffrin	B3206739	322000	0	0	8,696
Main Replacement (Highway)	HR,105'-8",Hvrfd Stn,L Merion	B3206770	322000	5,969	0	18,436
Main Replacement (Highway)	HR,60'-8",Aubrey,Haverford	B3206771	322000	10,488	0	436
Main Replacement (Highway)	HR,500'-12",Easton,Cheltenham	C3205789	322000	0	0	128,079
Main Replacement (Highway)	HR,Station@State,Bensalem	C3205797	322000	0	0	58,222
Main Replacement (Highway)	HR,640'-16",Old Rogers Rd,Bristol Boro	C3205805	322000	0	0	65,279
				<u>16,457</u>	<u>131,865</u>	<u>340,040</u>
Valve Replacement Program			322000	56,932	34,239	23,682
				<u>56,932</u>	<u>34,239</u>	<u>23,682</u>
Other Main Work	OM,5350' 16" Rt 401 & 202, E Whiteland	B9806692	322000	0	0	474,915
Other Main Work	OM,Inst 15300'-20",Sidley Hill,Schuylkill	B9806704	322000	951,813	6,174	6,391
Other Main Work	OM,Inst 140' 20" Sidley Hill, Schuylkill	B9806705	322000	0	0	66,582
Other Main Work	OM,Inst 700'-20",Pickering,Sidley Hill	B9806753	322000	107,985	201,988	26,863
Other Main Work	OM,Design 16" Express Line,Park Ave,Bens	C9805771	322000	879,393	0	305,723
				<u>1,939,191</u>	<u>208,163</u>	<u>880,474</u>
Replacement Meters				<u>148,490</u>	<u>168,575</u>	<u>177,210</u>
				<u>148,490</u>	<u>168,575</u>	<u>177,210</u>
Service Renewals - Worn Out in Service			323000	50,381	51,023	71,077
				<u>50,381</u>	<u>51,023</u>	<u>71,077</u>
Service Renewals - Main Rehabilitation			323000	88,975	137,355	275,903
				<u>88,975</u>	<u>137,355</u>	<u>275,903</u>

Philadelphia Suburban Water Company
 DSIC Eligible Projects Closed To Utility Plant By Month

Category	Project Name	Auth	Acct	Sept'00	Oct. '00	Nov. '00
Fire Hydrants	Relocates/Replace		325000	20,313	27,081	52,787
Fire Hydrants	No Drain		325000	75,471	54,392	29,508
Fire Hydrants	2 Way Replacements		325000	1,287	0	0
				<u>97,071</u>	<u>81,473</u>	<u>82,295</u>
GRAND TOTAL				<u>5,771,563</u>	<u>1,792,974</u>	<u>9,428,858</u>

Roaring Creek
 Consumers Water Company - Roaring Creek Division
 DSIC Eligible Projects Closed To Utility Plant By Month

Category	Project Name	Auth	Acct	Sept'00	Oct. '00	Nov. '00
Main Replacements	6" Main SR 125 Burnside	12828180	322000	0	0	79,106
Main Replacements	8" Mains Springfield	12828181	322000	0	0	104,896
Main Replacements	8" Main McKnight St	12828182	322000	0	0	120,710
Main Replacements	8" Main Market St	12828183	322000	0	0	22,912
Main Replacements	8" Main North St	12828184	322000	0	0	37,064
Main Replacements	8" Main Tulip Rd	12828188	322000	0	0	13,509
Main Replacements	8" Main Beech, Mt Carmel	12828203	322000	0	0	145,524
Main Replacements	8" Main Spruce, Mt Carmel	12828204	322000	0	0	98,996
Main Replacements	8" Main Market St	12828205	322000	0	0	273,176
Main Replacements	8" Main Biddle St	12828206	322000	0	0	221,734
Main Replacements	1" Main Orange St, Mt Carmel	12828207	322000	7,705	0	0
Main Replacements	4" Main Fifth St, Mt Carmel	12828224	322000	0	0	5,695
Main Replacements	12" Main Butler Phase II	12828225	322000	0	0	72,873
Main Replacements	1" Main Burnside	12828226	322000	3,939	0	0
Main Replacements	6" Main Merriam	12828230	322000	849	0	0
Main Replacements	6" Main SR 54, Elysburg	12828231	322000	6,050	0	0
Main Replacements	10" Main Big Mine Run	12828236	322000	2,830	0	0
Main Replacements	4" Main Ralpho Tank	12828239	322000	4,258	0	0
Main Replacements	4" Main Bear Valley Ave	12828240	322000	958	0	0
Main Replacements	8" Main Klines Dam Wells	12828245	322000	2,368	0	0
Main Replacements	6" Main Ogden St, Girardville	12828279	322000	1,507	0	0
Main Replacements	4" Main Ogden St, Girardville	12828251	322000	820	0	0
Main Replacements	6" Main SR 54, Elysburg	12828252	322000	5,084	0	0
Main Replacements	4" Main Ogden St, Girardville	12828256	322000	0	0	1,196
Main Replacements	6" Main SR 54, Elysburg	12828257	322000	0	0	6,327
Main Replacements	4" Main Fifth St, Mt Carmel	12828258	322000	0	0	1,085
Main Replacements	10" Main Big Mine Run	12828259	322000	0	0	2,827
Main Replacements	8" Main SR 487 Elysburg	12828266	322000	0	0	22,963
Main Replacements	4" Main SR 255 Trevorton	12828268	322000	0	0	3,886
Main Replacements	4" Main W Hill St	12828270	322000	0	0	1,815
Main Replacements	10" Main Lilly Rd, Aristes	12828271	322000	0	0	964
Main Replacements	6" Main Fifth St, Mt Carmel	12828284	322000	0	0	4,576
Main Replacements	3" Main Ogden st, Girardville	12828292	322000	0	0	552
Main Replacements	12" Main Cameron Bridge	12828297	322000	0	0	2,548
Main Replacements	6" Main Center St, Centralia	12828298	322000	0	0	2,151
Main Replacements	6" Main Ogden St, Girardville	12828300	322000	0	0	1,056
Main Replacements	4" Main E Market st, Trevorton	12828303	322000	0	0	549
Main Replacements	8" Main Locust Gap	12828306	322000	0	0	3,828
Main Replacements	3" Main Ogden st, Girardville	12828308	322000	0	0	2,784
				36,368	0	1,255,302
Valve Replacement Program			322000	9,566	0	36,380
				9,566	0	36,380
Replacement Meters				3,916	0	26,202
				3,916	0	26,202
Service Renewals - Worn Out in Service			323000	0	0	35,580
				0	0	35,580
Fire Hydrants	Relocates/Replace		325000	0	0	18,926
				0	0	18,926
			GRAND TOTAL	49,850	0	1,372,390

Susquehanna

Consumers Water Company - Susquehanna Division
 DSIC Eligible Projects Closed To Utility Plant By Month

Category	Project Name	Auth	Acct	Sept'00	Oct.'00	Nov.'00
Main Replacements	8" Main Second St	12626190	322000	0	0	49,615
Main Replacements	8" Main Orchard St	12626191	322000	0	0	90,689
Main Replacements	8" Main Vanderbilt St	12629192	322000	0	0	99,878
				0	0	240,182
Valve Replacement Program			322000	2,654	0	517
				2,654	0	517
Replacement Meters				0	0	0
				0	0	0
Service Renewals - Worn Out in Service			323000	1,555	0	33,600
				1,555	0	33,600
Fire Hydrants	Relocates/Replace		325000	2,714	0	517
				2,714	0	517
			GRAND TOTAL	6,923	0	274,816

Shenango

Consumers Water Company - Shenango Division
 DSIC Eligible Projects Closed To Utility Plant By Month

Category	Project Name	Auth	Acct	Sept '00	Oct. '00	Nov. '00
Main Replacements	Ridell at Balm	12020149	322000	0	0	11,546 ✓
Main Replacements	Morefield 4" Main	12020393	322000	1,128	0	0
Main Replacements	Mortin Main extension	12020403	322000	1,985	0	0
Main Replacements	Freedland Rd	12020404	322000	0	0	2,360
Main Replacements	Thomas St	12020406	322000	7,306	0	0
Main Replacements	Boyd St at Highland	12020409	322000	1,140	0	0
Main Replacements	Boyd st at Woodland	12020411	322000	1,871	0	0
Main Replacements	Council ave	12020424	322000	4,794	0	385
Main Replacements	2126 Main st	12020428	322000	7,338	0	0
Main Replacements	16" Main Council ave	12020453	322000	0	0	76,042 ✓
Main Replacements	8" Main Morton st	12020457	322000	41,532	0	0
Main Replacements	12" Main Freedland Rd	12020461	322000	0	0	45,487 ✓
Main Replacements	4" Connection North	12020482	322000	4,255	0	0
Main Replacements	8" Connection North	12020483	322000	8,100	0	0
Main Replacements	8" Superior st	12020495	322000	1,153	0	0
Main Replacements	8" Rt 18	12020504	322000	9,583	0	0
Main Replacements	3" Circle Dr	12020511	322000	2,911	0	0
Main Replacements	8" Carley ave	12020515	322000	2,147	0	0
Main Replacements	State St at south Dock	12020524	322000	28,534	0	0
Main Replacements	Reed at Sharpsville	12020525	322000	0	0	7,157
Main Replacements	W Butler Connection	12020526	322000	2,538	0	0
Main Replacements	Reed St Sharpsville Ave	12020532	322000	20,109	0	0
Main Replacements	2" Main darr Ave	12020533	322000	832	0	0
Main Replacements	Mill St	12020537	322000	0	0	670
Main Replacements	Olinger at Butler	12020556	322000	0	0	1,252
Main Replacements	2" Main Lee Ave	12020563	322000	0	0	1,689
Main Replacements	8" Main Rt 18	12020573	322000	0	0	2,767
Main Replacements	2" Main Lee ave	12020585	322000	0	0	328
				<u>147,256</u>	<u>0</u>	<u>149,683</u>
Valve Replacement Program			322000	18,631	0	34,076
				<u>18,631</u>	<u>0</u>	<u>34,076</u>
Replacement Meters				67,521	0	1,584
				<u>67,521</u>	<u>0</u>	<u>1,584</u>
Service Renewals - Worn Out in Service			323000	15,706	0	993
				<u>15,706</u>	<u>0</u>	<u>993</u>
Fire Hydrants	Relocates/Replace		325000	11,883	0	12,742
				<u>11,883</u>	<u>0</u>	<u>12,742</u>
			GRAND TOTAL	<u>260,997</u>	<u>0</u>	<u>199,078</u>