

Angelina Umstead, Esq.

(610) 921-6202  
Fax: (330) 315-9263

April 1, 2026

**VIA E-FILING**

Matthew Homsher, Secretary  
Pennsylvania Public Utility Commission  
Commonwealth Keystone Building  
400 North Street, 2<sup>nd</sup> Floor  
Harrisburg, PA 17120

**Re: Completed Restoration of Momentary and Sustained Interruptions –  
Pennsylvania Power Company; Docket No. M-2025-3052814**


Dear Secretary Homsher:

Pursuant to 52 Pa. Code § 67.1, FirstEnergy Pennsylvania Electric Company on behalf of Penn Power Rate District (“Penn Power”) submits written notification of completed restoration efforts following storm conditions that began on March 13, 2026 that caused multiple service interruptions in the Penn Power service territory.

Attached please find the details relative to the impact of this recent outage event and the restoration activities that took place. It should be noted that the review and approval process of this outage information is still in progress at the time of filing this report and as such, all outage information contained in this report should be considered preliminary.

If you have any questions, please contact me at (610) 921-6202.

Sincerely,



Angelina Umstead

Enclosures

- c: Dan Searfoorce - PaPUC Bureau of Technical Utility Services (via electronic mail)  
Derek Ruhl - PaPUC Bureau of Technical Utility Services (via electronic mail)  
John Van Zant - PaPUC Bureau of Technical Utility Services (via electronic mail)

ELECTRIC UTILITY REPORT OF OUTAGE TO  
PENNSYLVANIA PUBLIC UTILITY COMMISSION  
SECRETARY'S BUREAU  
P O BOX 3265  
HARRISBURG, PA 17105-3265

1. Reporting Utility: FirstEnergy Pennsylvania Electric Company ("FE PA")  
on behalf of Penn Power Rate District ("Penn Power")  
Address: 800 Cabin Hill Drive  
Greensburg, PA 15601

2. Name and title of person making report:

Karen M. Kinslow  
*(Name)*

Vice President Pennsylvania Operations  
*(Title)*

3. Telephone number: (610) 921-6311  
*(Telephone Number)*

4. Date and time report was made to Commission:

March 13, 2026  
*(Date)*

1932  
*(Time)*

5. Interruption or Outage:

(a) Number of customers affected: 30,237 (represents 17.2% of Penn Power's total customers).

(b) Approximate number of outage cases and trouble cases for each county affected during event: See response to 5(c).

- (c) Approximate number of outages for each county affected during the event:

County	Outages	Outage Cases	Trouble Cases
Allegheny	7,145	84	205
Beaver	5,876	128	260
Butler	5,030	91	178
Crawford	377	30	47
Lawrence	2,602	90	223
Mercer	9,207	163	362
<b>Total</b>	<b>30,237</b>	<b>586</b>	<b>1,275</b>

- (d) Approximate number of outage cases exceeding 6 or more hours in duration: 479

- (e) A listing of each outage case exceeding 6 or more hours in duration:  
See Attachment A.

- (f) Reason for the interruption or outages: Beginning the afternoon of Friday, March 13, 2026, an intense but widespread windstorm began moving through Pennsylvania including FE PA’s service territory, which maximized in intensity during late afternoon, and carried into early evening before subsiding overnight. Frequent and widespread gusts reached 50-60 miles per hour with some 65-75 miles per hour observed. Before the significant winds developed, precipitation was limited to the north half of the footprint with generally .15” or less.

On Monday, March 16, 2026, a second wave of strong storms with heavy precipitation and gusty winds moves through FE PA’s service territory between 11:30 am and 11:30 pm. Maximum winds between 50-60 miles per hour were observed throughout the FE PA footprint. Rainfall amounts were generally .5-1” with some localized 1.5-2” reported. Temperatures in the mid-60s fell dramatically into the 20s by Tuesday, March 17, 2026.

See Attachment B for the maximum wind gusts for March 13, 2026, through March 17, 2026, 24-hour total precipitation for March 13, 2026, and March 16, 2026, and temperature graphics for March 16, 2026 and March 17, 2026.

Damage as a result of high winds included downed wires, damaged or broken poles, trees, branches, and crossarms. FE PA crews experienced sustained high winds that impacted the ability to perform aerial work and delayed restoration efforts until field personnel can safely work aloft. The Zelienople region was the hardest hit area. Approximately 73.2% of the total outages that occurred were tree related and 8.9% were related to line and equipment failure.

Preliminary data indicates the reliability impact of the storm was 166.9 minutes of

SAIDI, .17 of SAIFI, and an overall storm CAIDI of 969.8 minutes.

- (g) Projected time of restoration: The estimated time of restoration for the majority of customers would be restored by 2300 on Monday, March 16, 2026.

See Attachment C for the restoration curve and Attachment D for the order restoration graphs.

- (h) The number of utility workers, contract workers and workers received as mutual aid assigned specifically to the repair work by general function:

Company	# of Workers	General Function
FE PA	72	Line
<b>Subtotal</b>	<b>34</b>	<b>Line</b>
Canada Contingent T&T Power	66	Line Contractors
Henkels & McCoy	9	Line Contractors
IB Abel	9	Line Contractors
Mid-Con - T&T Line Construction	61	Line Contractors
New River Electrical Corporation	15	Line Contractors
NG Gilbert	5	Line Contractors
Southern States	34	Line Contractors
Sparks/W2	49	Line Contractors
Thompson Electric Inc	19	Line Contractors
<b>Subtotal</b>	<b>267</b>	<b>Line Contractors</b>
ACRT	1	Forestry
Arbormetrics	1	Forestry
Asplundh	43	Forestry
Davey Resource Group	9	Forestry
Lewis Tree Service	26	Forestry
Penn Line Services, Inc.	52	Forestry
<b>Subtotal</b>	<b>132</b>	<b>Forestry</b>
FE PA	25	Hazard Responders
<b>Subtotal</b>	<b>25</b>	<b>Hazard Responders</b>
FE PA	8	Damage Assessors
<b>Subtotal</b>	<b>8</b>	<b>Damage Assessors</b>
FE PA	30	Support

Mid-Con - T&T Line Construction	5	Support
Southern States	3	Support
<b>Subtotal</b>	<b>38</b>	<b>Support</b>
<b>Grand Total</b>	<b>504</b>	

- (i) The date and time of the first information of a service interruption: March 13, 2026 at 1434.
- (j) The date and time that repair crews were on site when the storm hit: March 13, 2026 at 0700.
- (k) The actual time that service was restored to the last affected customer: March 18, 2026 at 0320.
- (l) A general description of the physical damage sustained by the utility facilities as a result of the interruption/outage:

Equipment	Number
Primary Spans Down	354
Secondary Spans Replaced	85
Crossarms Replaced	114
Cutouts Replaced	129
Poles Replaced	85
Transformers Replaced	52
Wire & Cable Replaced (feet)	61,697

- (m) If the interruption/outage event was weather-related, the utility’s weather reports, outlooks, or scenarios for the day before and the day of the interruption/outage event:

*See Attachment E for the weather forecast reports.*

- (n) If the interruption/outage event caused approximate outages that exceed 10% or more of customer in the utility’s entire service territory, rank the event in terms of the number and duration of outages and provide two comparable events, including the number and duration of outages for those comparable events.

The below chart reflects a ranking of the subject event in relation to two comparable FE PA events (based on the number and duration of outages).

<b>Rank by Number of Outages</b>	<b>Operating Company</b>	<b>Date</b>	<b>Event Description</b>	<b>Duration (hours)</b>	<b>Customers Affected</b>
<b>1</b>	<b>Penn Power</b>	<b>March 13 to March 18, 2026</b>	<b>High Wind &amp; Rain</b>	<b>96 hours 46 minutes</b>	<b>31,043 (17.7%)</b>
2	Penn Power	August 6 to August 10, 2024	High Wind & Rain	95 hours 56 minutes	23,951 (13.6%)
3	Penn Power	April 29 to May 4, 2025	High Wind & Rain	121 hours 51 minutes	21,662 (12.4%)

Remarks: The storm statistics contained in this report are preliminary. The review and approval of the storm statistics is still in progress at the time of filing this report.

**Attachment A: A listing of each outage case exceeding six or more hours in duration, including the following information<sup>1</sup>:**

Order #	Approximate Location (County)	Total Number of Customers Affected	Duration of the Outage (minutes)	Initial Date and Time of the Outage	Restoration Date and Time
2444549	Mercer	1	6,132	03/13/2026 2108	03/18/2026 0320
2417619	Beaver	21	5,935	03/13/2026 1513	03/17/2026 1808
2433027	Butler	1	5,885	03/13/2026 1714	03/17/2026 1919
2433041	Butler	2	5,884	03/13/2026 1714	03/17/2026 1918
2488457	Butler	23	5,865	03/13/2026 1841	03/17/2026 2026
2480687	Butler	1	5,859	03/13/2026 1841	03/17/2026 2020
2437434	Beaver	1	5,849	03/13/2026 1811	03/17/2026 1940
2435435	Beaver	5	5,835	03/13/2026 1743	03/17/2026 1858
2484927	Beaver	1	5,833	03/13/2026 1733	03/17/2026 1846
2447694	Beaver	1	5,741	03/13/2026 1752	03/17/2026 1733
2474927	Allegheny	1	5,729	03/13/2026 1826	03/17/2026 1755
2436442	Beaver	4	5,709	03/13/2026 1754	03/17/2026 1703
2457577	Butler	1	5,682	03/13/2026 1823	03/17/2026 1705
2463796	Butler	4	5,661	03/13/2026 1811	03/17/2026 1632
2440696		1	5,642	03/13/2026 1910	03/17/2026 1712
2468880	Beaver	27	5,637	03/13/2026 1707	03/17/2026 1504
2450401	Beaver	1	5,588	03/13/2026 1740	03/17/2026 1448
2472209	Allegheny	4	5,555	03/13/2026 1730	03/17/2026 1405
2448280	Mercer	1	5,549	03/13/2026 1634	03/17/2026 1303
2475304	Allegheny	1	5,548	03/13/2026 1842	03/17/2026 1510
2441582	Allegheny	7	5,546	03/13/2026 1934	03/17/2026 1600
2445095	Butler	4	5,541	03/13/2026 2132	03/17/2026 1753
2442135	Butler	5	5,531	03/13/2026 1949	03/17/2026 1600
2439298	Beaver	1	5,522	03/13/2026 1840	03/17/2026 1442
2436385	Beaver	14	5,501	03/13/2026 1753	03/17/2026 1334
2436709	Beaver	7	5,449	03/13/2026 1759	03/17/2026 1248
2426804	Beaver	2	5,441	03/13/2026 1612	03/17/2026 1053
2444707	Beaver	15	5,438	03/13/2026 1757	03/17/2026 1235
2447940	Butler	2	5,387	03/13/2026 1805	03/17/2026 1152
2436101	Allegheny	1	5,378	03/13/2026 1750	03/17/2026 1128
2438554	Allegheny	3	5,311	03/13/2026 1829	03/17/2026 1100
2439864	Allegheny	1	5,311	03/13/2026 1829	03/17/2026 1100

<sup>1</sup> When applicable, the individual restoration steps for an order are provided for those customers that were out of service for 6 hours or more.

FE PA Storm Report

Order #	Approximate Location (County)	Total Number of Customers Affected	Duration of the Outage (minutes)	Initial Date and Time of the Outage	Restoration Date and Time
2438875	Beaver	1	5,252	03/13/2026 1833	03/17/2026 1005
2450503		1	5,114	03/14/2026 0605	03/17/2026 1919
2449097	Beaver	6	5,001	03/14/2026 0254	03/17/2026 1415
2447102	Butler	5	4,890	03/13/2026 1805	03/17/2026 0335
2453707	Allegheny	3	4,834	03/14/2026 1006	03/17/2026 1840
2438434	Mercer	1	4,798	03/13/2026 1826	03/17/2026 0224
2450093	Mercer	2	4,775	03/13/2026 1717	03/17/2026 0052
2451612	Allegheny	1	4,736	03/14/2026 0746	03/17/2026 1442
2487646	Butler	4	4,706	03/14/2026 1055	03/17/2026 1721
2474928	Allegheny	5	4,673	03/13/2026 1826	03/17/2026 0019
2436358	Lawrence	2	4,587	03/13/2026 1753	03/16/2026 2220
2457213	Allegheny	1	4,547	03/14/2026 1340	03/17/2026 1727
2440433	Beaver	3	4,536	03/13/2026 1904	03/16/2026 2240
2458840	Butler	1	4,531	03/14/2026 1548	03/17/2026 1919
2451986	Lawrence	2	4,515	03/14/2026 0814	03/17/2026 1129
2438328	Beaver	4	4,512	03/13/2026 1743	03/16/2026 2055
2472256	Allegheny	7	4,504	03/13/2026 1751	03/16/2026 2055
2423860	Mercer	1	4,503	03/13/2026 1552	03/16/2026 1855
2457057	Beaver	1	4,489	03/14/2026 1328	03/17/2026 1617
2459599	Butler	1	4,455	03/14/2026 1704	03/17/2026 1919
2445026	Mercer	2	4,440	03/13/2026 1621	03/16/2026 1821
2441325	Butler	2	4,432	03/13/2026 1927	03/16/2026 2119
2460411	Beaver	3	4,415	03/13/2026 1800	03/16/2026 1935
2472255	Allegheny	5	4,406	03/13/2026 1751	03/16/2026 1917
2456449	Beaver	12	4,391	03/13/2026 1817	03/16/2026 1928
2464160	Beaver	3	4,389	03/13/2026 1740	03/16/2026 1849
2481352	Beaver	3	4,356	03/13/2026 1751	03/16/2026 1827
2458424	Beaver	1	4,345	03/13/2026 1755	03/16/2026 1820
2459692	Beaver	1	4,345	03/13/2026 1755	03/16/2026 1820
2440186	Beaver	12	4,340	03/13/2026 1800	03/16/2026 1820
2440784	Butler	3	4,326	03/13/2026 1913	03/16/2026 1919
2476735	Mercer	1	4,303	03/13/2026 1902	03/16/2026 1845
2440187	Beaver	8	4,285	03/13/2026 1801	03/16/2026 1726
2460290	Butler	3	4,261	03/13/2026 1828	03/16/2026 1729
2443273	Butler	1	4,253	03/13/2026 2022	03/16/2026 1915
2437316	Butler	6	4,251	03/13/2026 1809	03/16/2026 1700
2460924	Beaver	5	4,250	03/14/2026 1926	03/17/2026 1816

Order #	Approximate Location (County)	Total Number of Customers Affected	Duration of the Outage (minutes)	Initial Date and Time of the Outage	Restoration Date and Time
2458963	Butler	1	4,244	03/14/2026 1600	03/17/2026 1444
2482388	Beaver	41	4,242	03/13/2026 1733	03/16/2026 1615
2441386	Beaver	2	4,233	03/13/2026 1929	03/16/2026 1802
2434690	Lawrence	1	4,232	03/13/2026 1733	03/16/2026 1605
2466415	Allegheny	2	4,214	03/13/2026 1835	03/16/2026 1649
2433354	Lawrence	1	4,210	03/13/2026 1718	03/16/2026 1528
2474056	Allegheny	8	4,205	03/13/2026 1925	03/16/2026 1730
2433278	Allegheny	4	4,153	03/13/2026 1717	03/16/2026 1430
2448995	Mercer	1	4,139	03/14/2026 0240	03/16/2026 2339
2442308	Allegheny	9	4,130	03/13/2026 1954	03/16/2026 1644
2480378	Allegheny	9	4,124	03/13/2026 1836	03/16/2026 1520
2427477	Mercer	2	4,120	03/13/2026 1608	03/16/2026 1248
2436239	Beaver	12	4,097	03/13/2026 1751	03/16/2026 1408
2462580	Beaver	4	4,083	03/13/2026 1635	03/16/2026 1238
2459881	Allegheny	3	4,076	03/13/2026 1849	03/16/2026 1445
2439838	Allegheny	9	4,058	03/13/2026 1850	03/16/2026 1428
2436969	Beaver	7	4,054	03/13/2026 1803	03/16/2026 1337
2440427	Beaver	9	4,033	03/13/2026 1904	03/16/2026 1417
2437192	Beaver	26	4,028	03/13/2026 1807	03/16/2026 1315
2448760	Allegheny	7	4,011	03/13/2026 1849	03/16/2026 1340
2446300	Allegheny	12	4,007	03/13/2026 2238	03/16/2026 1725
2436738	Butler	6	4,001	03/13/2026 1759	03/16/2026 1240
2447644	Mercer	3	3,985	03/14/2026 0009	03/16/2026 1834
2483691	Crawford	1	3,975	03/14/2026 0116	03/16/2026 1931
2439330	Butler	7	3,972	03/13/2026 1841	03/16/2026 1253
2483692	Crawford	1	3,964	03/14/2026 0116	03/16/2026 1920
2460127	Allegheny	44	3,953	03/13/2026 1732	03/16/2026 1125
2469338	Allegheny	83	3,953	03/13/2026 1732	03/16/2026 1125
2479651	Beaver	22	3,944	03/13/2026 1741	03/16/2026 1125
2444743	Mercer	1	3,884	03/13/2026 1902	03/16/2026 1146
2479408	Beaver	2	3,848	03/13/2026 2047	03/16/2026 1255
2437481	Butler	35	3,828	03/13/2026 1812	03/16/2026 1000
2432905	Lawrence	24	3,819	03/13/2026 1712	03/16/2026 0851
2473039	Beaver	13	3,805	03/13/2026 1757	03/16/2026 0922
2446349	Butler	3	3,789	03/13/2026 1828	03/16/2026 0937
2459000	Lawrence	2	3,761	03/14/2026 0334	03/16/2026 1815
2449440	Mercer	5	3,759	03/14/2026 0331	03/16/2026 1810

Order #	Approximate Location (County)	Total Number of Customers Affected	Duration of the Outage (minutes)	Initial Date and Time of the Outage	Restoration Date and Time
2447121	Beaver	41	3,705	03/13/2026 2327	03/16/2026 1312
2424815	Mercer	7	3,546	03/13/2026 1559	03/16/2026 0305
2465396	Mercer	3	3,468	03/13/2026 1902	03/16/2026 0450
2459869	Allegheny	3	3,451	03/13/2026 1732	03/16/2026 0303
2478332	Beaver	6	3,444	03/14/2026 0945	03/16/2026 1909
2453100	Mercer	1	3,444	03/14/2026 0923	03/16/2026 1847
2429811	Mercer	14	3,404	03/13/2026 1641	03/16/2026 0125
2431755	Beaver	6	3,385	03/13/2026 1658	03/16/2026 0123
2432402	Lawrence	2	3,377	03/13/2026 1706	03/16/2026 0123
2449555	Butler	19	3,367	03/14/2026 0345	03/16/2026 1152
2450980	Mercer	1	3,363	03/14/2026 0652	03/16/2026 1455
2456008	Mercer	3	3,329	03/13/2026 1747	03/16/2026 0116
2430505	Beaver	18	3,293	03/13/2026 1647	03/15/2026 2340
2445786	Lawrence	1	3,291	03/13/2026 1644	03/15/2026 2335
2458736	Lawrence	1	3,284	03/14/2026 1536	03/16/2026 2220
2454167	Crawford	1	3,268	03/14/2026 1035	03/16/2026 1703
2472995	Allegheny	3	3,253	03/13/2026 1842	03/16/2026 0055
2469066	Butler	2	3,248	03/14/2026 0752	03/16/2026 1400
2472994	Allegheny	4	3,231	03/13/2026 1842	03/16/2026 0033
2432770	Mercer	5	3,209	03/13/2026 1710	03/15/2026 2239
2480451	Allegheny	1	3,209	03/14/2026 1931	03/17/2026 0100
2472993	Allegheny	21	3,197	03/13/2026 1826	03/15/2026 2343
2446530	Beaver	81	3,178	03/13/2026 1735	03/15/2026 2233
2439326	Beaver	1	3,176	03/13/2026 1841	03/15/2026 2337
2439833	Mercer	1	3,133	03/13/2026 1850	03/15/2026 2303
2456657	Mercer	1	3,128	03/13/2026 1702	03/15/2026 2110
2454392	Mercer	3	3,121	03/13/2026 1654	03/15/2026 2055
2465378	Beaver	34	3,112	03/13/2026 1450	03/15/2026 1842
2427478	Mercer	19	3,100	03/13/2026 1612	03/15/2026 1952
2440828	Beaver	49	3,072	03/13/2026 1743	03/15/2026 2055
2472273	Allegheny	678	3,040	03/13/2026 1925	03/15/2026 2205
2433144	Beaver	19	3,036	03/13/2026 1716	03/15/2026 1952
2433985	Lawrence	5	3,032	03/13/2026 1726	03/15/2026 1958
2469191	Beaver	94	3,029	03/13/2026 1749	03/15/2026 2018
2473059	Beaver	3	3,029	03/13/2026 1749	03/15/2026 2018
2465876	Beaver	1	3,021	03/15/2026 1239	03/17/2026 1500
2444067	Beaver	77	3,020	03/13/2026 1735	03/15/2026 1955

Order #	Approximate Location (County)	Total Number of Customers Affected	Duration of the Outage (minutes)	Initial Date and Time of the Outage	Restoration Date and Time
2469747	Mercer	10	3,015	03/13/2026 1605	03/15/2026 1820
2459689	Beaver	19	3,015	03/13/2026 1755	03/15/2026 2010
2432680	Lawrence	7	3,013	03/13/2026 1709	03/15/2026 1922
2438315	Mercer	3	3,004	03/13/2026 1825	03/15/2026 2029
2472208	Allegheny	16	3,002	03/13/2026 1730	03/15/2026 1932
2445192	Mercer	10	2,999	03/13/2026 1746	03/15/2026 1945
2460651	Mercer	26	2,996	03/13/2026 1656	03/15/2026 1852
2470627	Allegheny	219	2,993	03/13/2026 1925	03/15/2026 2118
2437358	Lawrence	8	2,992	03/13/2026 1810	03/15/2026 2002
2434452	Allegheny	13	2,982	03/13/2026 1730	03/15/2026 1912
2434666	Beaver	8	2,978	03/13/2026 1733	03/15/2026 1911
2433233	Lawrence	22	2,978	03/13/2026 1717	03/15/2026 1855
2445555	Allegheny	94	2,976	03/13/2026 1842	03/15/2026 2018
2437580	Mercer	1	2,971	03/13/2026 1814	03/15/2026 1945
2427270	Mercer	2	2,966	03/13/2026 1619	03/15/2026 1745
2480118	Allegheny	157	2,966	03/13/2026 1751	03/15/2026 1917
2440499	Beaver	2	2,965	03/13/2026 1905	03/15/2026 2030
2425094	Mercer	17	2,946	03/13/2026 1600	03/15/2026 1706
2424495	Mercer	25	2,943	03/13/2026 1557	03/15/2026 1700
2445416	Beaver	61	2,939	03/13/2026 1838	03/15/2026 1937
2466358	Beaver	34	2,931	03/13/2026 1743	03/15/2026 1834
2452308	Mercer	6	2,921	03/13/2026 1634	03/15/2026 1715
2471579	Allegheny	43	2,919	03/13/2026 1751	03/15/2026 1830
2440325	Allegheny	27	2,917	03/13/2026 1901	03/15/2026 1938
2450536	Lawrence	8	2,916	03/13/2026 1724	03/15/2026 1800
2469280	Beaver	1	2,908	03/15/2026 1626	03/17/2026 1654
2465748	Mercer	8	2,900	03/13/2026 1634	03/15/2026 1654
2431912	Butler	21	2,897	03/13/2026 1700	03/15/2026 1717
2433698	Mercer	6	2,868	03/13/2026 1557	03/15/2026 1545
2435327	Beaver	46	2,854	03/13/2026 1741	03/15/2026 1715
2440959	Allegheny	13	2,853	03/13/2026 1918	03/15/2026 1851
2459838	Allegheny	27	2,818	03/13/2026 1732	03/15/2026 1630
2433598	Beaver	40	2,815	03/13/2026 1557	03/15/2026 1452
2424484	Beaver	30	2,815	03/13/2026 1557	03/15/2026 1452
2430020	Mercer	24	2,813	03/13/2026 1642	03/15/2026 1535
2440754	Crawford	2	2,804	03/13/2026 1912	03/15/2026 1756
2442135	Butler	16	2,801	03/13/2026 1949	03/15/2026 1830

Order #	Approximate Location (County)	Total Number of Customers Affected	Duration of the Outage (minutes)	Initial Date and Time of the Outage	Restoration Date and Time
2447324	Lawrence	7	2,798	03/13/2026 1702	03/15/2026 1540
2437602	Lawrence	13	2,792	03/13/2026 1814	03/15/2026 1646
2429632	Mercer	17	2,791	03/13/2026 1636	03/15/2026 1507
2463820	Beaver	8	2,789	03/13/2026 1626	03/15/2026 1455
2436083	Lawrence	8	2,785	03/13/2026 1750	03/15/2026 1615
2462311	Butler	9	2,776	03/14/2026 2016	03/16/2026 1832
2432880	Lawrence	8	2,775	03/13/2026 1712	03/15/2026 1527
2461720	Mercer	1	2,775	03/14/2026 2048	03/16/2026 1903
2460660	Butler	2	2,773	03/14/2026 1701	03/16/2026 1514
2426752	Mercer	12	2,761	03/13/2026 1614	03/15/2026 1415
2485525	Mercer	2	2,761	03/15/2026 1329	03/17/2026 1130
2428138	Lawrence	79	2,750	03/13/2026 1627	03/15/2026 1417
2452760	Beaver	7	2,743	03/13/2026 1932	03/15/2026 1715
2459879	Allegheny	9	2,737	03/14/2026 0528	03/16/2026 0305
2433089	Lawrence	9	2,726	03/13/2026 1715	03/15/2026 1441
2437341	Butler	2	2,706	03/13/2026 1809	03/15/2026 1515
2432175	Lawrence	30	2,702	03/13/2026 1703	03/15/2026 1405
2415043	Beaver	50	2,697	03/13/2026 1450	03/15/2026 1147
2439218	Beaver	156	2,697	03/13/2026 1450	03/15/2026 1147
2440119	Allegheny	83	2,689	03/13/2026 1857	03/15/2026 1546
2431055	Beaver	23	2,679	03/13/2026 1757	03/15/2026 1436
2441387	Allegheny	1	2,677	03/13/2026 1929	03/15/2026 1606
2439558	Allegheny	71	2,673	03/13/2026 1845	03/15/2026 1518
2479476	Mercer	61	2,668	03/14/2026 1802	03/16/2026 1430
2446456	Butler	1	2,647	03/13/2026 1830	03/15/2026 1437
2448194	Mercer	49	2,636	03/13/2026 1634	03/15/2026 1230
2435810	Beaver	57	2,634	03/13/2026 1747	03/15/2026 1341
2439745	Beaver	10	2,629	03/13/2026 1849	03/15/2026 1438
2465177	Allegheny	14	2,585	03/13/2026 1835	03/15/2026 1340
2431834	Lawrence	33	2,581	03/13/2026 1659	03/15/2026 1200
2456232	Butler	2	2,577	03/13/2026 1831	03/15/2026 1328
2465609	Allegheny	61	2,570	03/13/2026 1835	03/15/2026 1325
2431761	Mercer	73	2,570	03/13/2026 1658	03/15/2026 1148
2447772	Allegheny	5	2,564	03/15/2026 1636	03/17/2026 1120
2485481	Mercer	20	2,559	03/15/2026 1711	03/17/2026 1150
2440188	Beaver	24	2,558	03/13/2026 1802	03/15/2026 1240
2448238	Mercer	5	2,501	03/13/2026 1634	03/15/2026 1015

FE PA Storm Report

Order #	Approximate Location (County)	Total Number of Customers Affected	Duration of the Outage (minutes)	Initial Date and Time of the Outage	Restoration Date and Time
2434840	Allegheny	49	2,495	03/13/2026 1735	03/15/2026 1110
2425848	Crawford	38	2,485	03/13/2026 1605	03/15/2026 0930
2480409	Butler	412	2,470	03/14/2026 2016	03/16/2026 1326
2439863	Allegheny	1	2,469	03/13/2026 1851	03/15/2026 1200
2448918	Crawford	1	2,462	03/14/2026 0233	03/15/2026 1935
2448189	Lawrence	104	2,456	03/14/2026 0114	03/15/2026 1810
2440152	Allegheny	40	2,447	03/13/2026 1858	03/15/2026 1145
2436832	Butler	26	2,443	03/13/2026 1801	03/15/2026 1044
2439048	Allegheny	61	2,443	03/13/2026 1835	03/15/2026 1118
2437222	Butler	33	2,437	03/13/2026 1807	03/15/2026 1044
2462572	Mercer	5	2,436	03/14/2026 1802	03/16/2026 1038
2448396	Beaver	23	2,429	03/14/2026 0131	03/15/2026 1800
2439939	Beaver	34	2,429	03/13/2026 1736	03/15/2026 1005
2461347	Beaver	1	2,406	03/14/2026 2009	03/16/2026 1215
2448261	Mercer	10	2,396	03/13/2026 1634	03/15/2026 0830
2447331	Lawrence	29	2,379	03/13/2026 1821	03/15/2026 1000
2435504	Beaver	4	2,345	03/13/2026 1740	03/15/2026 0845
2482040	Beaver	2	2,330	03/15/2026 1127	03/17/2026 0217
2437482	Crawford	55	2,328	03/13/2026 1812	03/15/2026 0900
2449588	Mercer	9	2,223	03/14/2026 0352	03/15/2026 1655
2444928	Mercer	1	2,171	03/13/2026 2125	03/15/2026 0936
2450187	Mercer	23	2,139	03/14/2026 0526	03/15/2026 1705
2463148	Crawford	3	2,125	03/14/2026 0310	03/15/2026 1435
2458292	Mercer	1	2,063	03/14/2026 1457	03/16/2026 0120
2426786	Crawford	15	2,026	03/13/2026 1614	03/15/2026 0200
2446209	Beaver	9	2,018	03/13/2026 1740	03/15/2026 0318
2463248	Beaver	2	2,018	03/13/2026 1740	03/15/2026 0318
2449731	Mercer	1	2,008	03/14/2026 0122	03/15/2026 1050
2479250	Beaver	1	2,008	03/16/2026 0800	03/17/2026 1728
2456304	Butler	16	2,003	03/14/2026 1054	03/15/2026 2017
2450072	Mercer	28	1,994	03/14/2026 0514	03/15/2026 1428
2460250	Mercer	1	1,980	03/14/2026 1807	03/16/2026 0307
2454273	Butler	33	1,941	03/13/2026 1816	03/15/2026 0237
2453516	Allegheny	41	1,937	03/13/2026 1837	03/15/2026 0254
2438564	Lawrence	1	1,936	03/13/2026 1829	03/15/2026 0245
2433015	Lawrence	2	1,933	03/13/2026 1714	03/15/2026 0127
2448287	Mercer	1	1,902	03/14/2026 0118	03/15/2026 0900

Order #	Approximate Location (County)	Total Number of Customers Affected	Duration of the Outage (minutes)	Initial Date and Time of the Outage	Restoration Date and Time
2423863	Mercer	9	1,894	03/13/2026 1552	03/14/2026 2326
2428807	Lawrence	12	1,847	03/13/2026 1633	03/14/2026 2320
2446445	Mercer	1	1,838	03/13/2026 2247	03/15/2026 0525
2478308	Allegheny	1	1,838	03/16/2026 0907	03/17/2026 1545
2429107	Beaver	27	1,838	03/13/2026 1635	03/14/2026 2313
2466481	Butler	52	1,823	03/15/2026 1350	03/16/2026 2013
2459576	Butler	69	1,820	03/13/2026 1812	03/15/2026 0032
2459549	Butler	17	1,820	03/13/2026 1812	03/15/2026 0032
2479116	Lawrence	1	1,801	03/15/2026 0954	03/16/2026 1555
2439301	Allegheny	114	1,788	03/13/2026 1840	03/15/2026 0028
2454868	Crawford	1	1,753	03/14/2026 1116	03/15/2026 1629
2455614	Mercer	53	1,741	03/13/2026 1644	03/14/2026 2145
2436486	Beaver	17	1,729	03/13/2026 1755	03/14/2026 2244
2438076	Beaver	10	1,724	03/13/2026 1822	03/14/2026 2306
2436677	Mercer	42	1,710	03/13/2026 1618	03/14/2026 2048
2457455	Beaver	2	1,702	03/14/2026 1358	03/15/2026 1820
2424029	Mercer	91	1,687	03/13/2026 1553	03/14/2026 2000
2460671	Beaver	14	1,685	03/13/2026 1740	03/14/2026 2145
2430967	Mercer	1	1,680	03/13/2026 1651	03/14/2026 2051
2430778	Mercer	30	1,679	03/13/2026 1649	03/14/2026 2048
2449571	Mercer	40	1,676	03/13/2026 1607	03/14/2026 2003
2449576	Mercer	33	1,676	03/13/2026 1607	03/14/2026 2003
2431280	Lawrence	93	1,658	03/13/2026 1654	03/14/2026 2032
2428185	Lawrence	9	1,653	03/13/2026 1627	03/14/2026 2000
2459816	Mercer	88	1,648	03/13/2026 1620	03/14/2026 1948
2452249	Crawford	3	1,641	03/14/2026 0059	03/15/2026 0420
2482668	Butler	119	1,639	03/15/2026 1416	03/16/2026 1735
2424457	Mercer	16	1,636	03/13/2026 1556	03/14/2026 1912
2440419	Allegheny	7	1,621	03/13/2026 1904	03/14/2026 2205
2440679	Allegheny	7	1,615	03/13/2026 1910	03/14/2026 2205
2445508	Butler	9	1,603	03/13/2026 1822	03/14/2026 2105
2432879	Lawrence	4	1,595	03/13/2026 1712	03/14/2026 1947
2421787	Butler	7	1,593	03/13/2026 1538	03/14/2026 1811
2426617	Mercer	1	1,593	03/13/2026 1612	03/14/2026 1845
2448877	Mercer	12	1,593	03/13/2026 1621	03/14/2026 1854
2438686	Butler	92	1,590	03/13/2026 1830	03/14/2026 2100
2439125	Crawford	11	1,588	03/13/2026 1812	03/14/2026 2040

Order #	Approximate Location (County)	Total Number of Customers Affected	Duration of the Outage (minutes)	Initial Date and Time of the Outage	Restoration Date and Time
2437482	Crawford	3	1,588	03/13/2026 1812	03/14/2026 2040
2436914	Lawrence	1	1,573	03/13/2026 1802	03/14/2026 2015
2436240	Butler	107	1,563	03/13/2026 1752	03/14/2026 1955
2479313	Beaver	6	1,562	03/15/2026 1701	03/16/2026 1903
2439437	Mercer	14	1,547	03/13/2026 1551	03/14/2026 1738
2423792	Mercer	59	1,547	03/13/2026 1551	03/14/2026 1738
2483122	Allegheny	1	1,538	03/16/2026 1817	03/17/2026 1955
2459182	Lawrence	3	1,535	03/13/2026 1620	03/14/2026 1755
2445911	Beaver	75	1,530	03/13/2026 1740	03/14/2026 1910
2445501	Butler	2	1,526	03/13/2026 1811	03/14/2026 1937
2449571	Mercer	268	1,519	03/13/2026 1607	03/14/2026 1726
2433203	Mercer	104	1,519	03/13/2026 1607	03/14/2026 1726
2460352	Crawford	1	1,518	03/14/2026 1821	03/15/2026 1939
2436857		64	1,497	03/13/2026 1801	03/14/2026 1858
2439274	Allegheny	27	1,494	03/13/2026 1839	03/14/2026 1933
2430089	Lawrence	9	1,489	03/13/2026 1643	03/14/2026 1732
2472427	Mercer	33	1,482	03/15/2026 1713	03/16/2026 1755
2436968	Beaver	40	1,477	03/13/2026 1803	03/14/2026 1840
2436583	Beaver	78	1,474	03/13/2026 1757	03/14/2026 1831
2467404	Beaver	9	1,473	03/15/2026 1451	03/16/2026 1524
2460068	Beaver	12	1,465	03/13/2026 1800	03/14/2026 1825
2450089	Mercer	18	1,463	03/14/2026 0517	03/15/2026 0540
2475315	Allegheny	1	1,463	03/16/2026 0057	03/17/2026 0120
2440295	Allegheny	28	1,460	03/13/2026 1900	03/14/2026 1920
2432433	Mercer	1	1,456	03/13/2026 1706	03/14/2026 1722
2480677	Butler	1	1,456	03/16/2026 1258	03/17/2026 1314
2436730	Mercer	4	1,453	03/13/2026 1759	03/14/2026 1812
2484723	Mercer	267	1,453	03/16/2026 0033	03/17/2026 0046
2445519	Butler	5	1,452	03/13/2026 1904	03/14/2026 1916
2433094	Lawrence	85	1,452	03/13/2026 1715	03/14/2026 1727
2469178	Butler	4	1,451	03/15/2026 1619	03/16/2026 1630
2439108	Allegheny	73	1,446	03/13/2026 1836	03/14/2026 1842
2440138	Butler	128	1,442	03/13/2026 1858	03/14/2026 1900
2479985	Butler	4	1,441	03/16/2026 1142	03/17/2026 1143
2473073	Mercer	2	1,438	03/15/2026 1748	03/16/2026 1746
2438704	Butler	7	1,432	03/13/2026 1830	03/14/2026 1822
2432609	Beaver	29	1,428	03/13/2026 1708	03/14/2026 1656

Order #	Approximate Location (County)	Total Number of Customers Affected	Duration of the Outage (minutes)	Initial Date and Time of the Outage	Restoration Date and Time
2428082	Mercer	24	1,427	03/13/2026 1643	03/14/2026 1630
2452233	Butler	16	1,423	03/13/2026 1828	03/14/2026 1811
2435830	Lawrence	7	1,402	03/13/2026 1748	03/14/2026 1710
2463045	Crawford	2	1,400	03/14/2026 0310	03/15/2026 0230
2459645	Butler	13	1,399	03/13/2026 1752	03/14/2026 1711
2446190	Mercer	50	1,397	03/13/2026 1640	03/14/2026 1557
2478813	Mercer	1	1,397	03/16/2026 0942	03/17/2026 0859
2442502	Beaver	420	1,395	03/13/2026 1735	03/14/2026 1650
2435939	Beaver	9	1,384	03/13/2026 1749	03/14/2026 1653
2439031	Allegheny	62	1,382	03/13/2026 1835	03/14/2026 1737
2427741	Mercer	101	1,377	03/13/2026 1623	03/14/2026 1520
2445392	Allegheny	86	1,376	03/13/2026 1849	03/14/2026 1745
2455723	Lawrence	7	1,372	03/13/2026 1712	03/14/2026 1604
2452376	Crawford	1	1,369	03/14/2026 1821	03/15/2026 1710
2429682	Lawrence	4	1,366	03/13/2026 1640	03/14/2026 1526
2484704	Crawford	97	1,358	03/16/2026 1142	03/17/2026 1020
2459815	Allegheny	36	1,356	03/13/2026 1919	03/14/2026 1755
2460108	Crawford	1	1,356	03/14/2026 1755	03/15/2026 1631
2437464	Butler	46	1,356	03/13/2026 1812	03/14/2026 1648
2436793	Beaver	22	1,347	03/13/2026 1800	03/14/2026 1627
2440045	Allegheny	110	1,339	03/13/2026 1855	03/14/2026 1714
2438075	Lawrence	3	1,335	03/13/2026 1822	03/14/2026 1637
2467804	Mercer	60	1,332	03/15/2026 1518	03/16/2026 1330
2433198	Mercer	1	1,329	03/13/2026 1716	03/14/2026 1525
2434871	Lawrence	1	1,327	03/13/2026 1735	03/14/2026 1542
2473571	Crawford	6	1,326	03/15/2026 1815	03/16/2026 1621
2433318	Lawrence	13	1,325	03/13/2026 1718	03/14/2026 1523
2477012	Mercer	1	1,322	03/16/2026 0636	03/17/2026 0438
2447927	Lawrence	6	1,322	03/14/2026 0052	03/14/2026 2254
2424896	Lawrence	257	1,321	03/13/2026 1559	03/14/2026 1400
2456419	Mercer	1	1,317	03/14/2026 1245	03/15/2026 1042
2431615	Mercer	19	1,312	03/13/2026 1657	03/14/2026 1449
2466746	Butler	8	1,304	03/15/2026 1616	03/16/2026 1400
2478251	Butler	21	1,297	03/15/2026 1256	03/16/2026 1033
2469161	Lawrence	1	1,282	03/15/2026 1618	03/16/2026 1340
2434359	Lawrence	1	1,276	03/13/2026 1729	03/14/2026 1445
2439996	Butler	121	1,272	03/13/2026 1734	03/14/2026 1446

FE PA Storm Report

Order #	Approximate Location (County)	Total Number of Customers Affected	Duration of the Outage (minutes)	Initial Date and Time of the Outage	Restoration Date and Time
2476490	Mercer	3	1,268	03/15/2026 2032	03/16/2026 1740
2467337	Mercer	8	1,266	03/15/2026 1445	03/16/2026 1151
2474120	Mercer	3	1,255	03/15/2026 2013	03/16/2026 1708
2446939	Mercer	107	1,251	03/13/2026 2316	03/14/2026 2007
2436505	Beaver	74	1,246	03/13/2026 1755	03/14/2026 1441
2439996	Butler	90	1,229	03/13/2026 1817	03/14/2026 1446
2447423	Butler	58	1,222	03/13/2026 1902	03/14/2026 1524
2427452	Lawrence	13	1,209	03/13/2026 1620	03/14/2026 1229
2438722	Butler	166	1,199	03/13/2026 1831	03/14/2026 1430
2456447	Butler	3	1,199	03/13/2026 1831	03/14/2026 1430
2432064	Mercer	23	1,192	03/13/2026 1702	03/14/2026 1254
2427093	Allegheny	14	1,188	03/13/2026 1617	03/14/2026 1205
2484319	Allegheny	7	1,187	03/16/2026 2217	03/17/2026 1804
2488032	Allegheny	5	1,187	03/16/2026 2217	03/17/2026 1804
2439367	Allegheny	263	1,184	03/13/2026 1841	03/14/2026 1425
2445509	Butler	27	1,175	03/13/2026 1823	03/14/2026 1358
2437058	Crawford	6	1,165	03/13/2026 1805	03/14/2026 1330
2471207	Beaver	13	1,149	03/15/2026 1756	03/16/2026 1305
2452308	Mercer	236	1,128	03/13/2026 1634	03/14/2026 1122
2471700	Allegheny	6	1,112	03/15/2026 0748	03/16/2026 0220
2462312	Butler	1	1,111	03/14/2026 2030	03/15/2026 1501
2436287	Beaver	64	1,110	03/13/2026 1752	03/14/2026 1222
2456087	Beaver	79	1,110	03/13/2026 1752	03/14/2026 1222
2445502	Butler	48	1,110	03/13/2026 1817	03/14/2026 1247
2435860	Mercer	3	1,109	03/13/2026 1747	03/14/2026 1216
2475173	Mercer	7	1,100	03/15/2026 1827	03/16/2026 1247
2452308	Mercer	261	1,082	03/13/2026 1634	03/14/2026 1036
2475135	Mercer	22	1,078	03/15/2026 1827	03/16/2026 1225
2481533	Crawford	2	1,078	03/16/2026 1447	03/17/2026 0845
2448454	Mercer	121	1,077	03/14/2026 0138	03/14/2026 1935
2455703	Lawrence	134	1,077	03/13/2026 1712	03/14/2026 1109
2477448	Mercer	2	1,077	03/15/2026 1827	03/16/2026 1224
2448819	Lawrence	2	1,077	03/13/2026 1712	03/14/2026 1109
2475174	Mercer	37	1,066	03/15/2026 1827	03/16/2026 1213
2436608	Beaver	61	1,065	03/13/2026 1757	03/14/2026 1142
2455011	Beaver	96	1,056	03/13/2026 1817	03/14/2026 1153
2469783	Beaver	6	1,053	03/15/2026 1701	03/16/2026 1034

Order #	Approximate Location (County)	Total Number of Customers Affected	Duration of the Outage (minutes)	Initial Date and Time of the Outage	Restoration Date and Time
2418486	Lawrence	16	1,052	03/13/2026 1518	03/14/2026 0850
2469372	Mercer	8	1,046	03/15/2026 1634	03/16/2026 1000
2458484	Lawrence	2	1,029	03/14/2026 1516	03/15/2026 0825
2484718	Lawrence	8	1,001	03/16/2026 1755	03/17/2026 1036
2472979	Mercer	6	991	03/15/2026 2017	03/16/2026 1248
2470187	Mercer	1	990	03/15/2026 1724	03/16/2026 0954
2452209	Mercer	139	979	03/13/2026 1634	03/14/2026 0853
2437697	Butler	61	969	03/13/2026 1816	03/14/2026 1025
2440795	Allegheny	151	961	03/13/2026 1914	03/14/2026 1115
2428986	Mercer	42	961	03/13/2026 1634	03/14/2026 0835
2432896	Beaver	79	942	03/13/2026 1712	03/14/2026 0854
2431055	Beaver	476	936	03/13/2026 1757	03/14/2026 0933
2431055	Beaver	48	929	03/13/2026 1757	03/14/2026 0926
2473295	Butler	4	925	03/15/2026 2050	03/16/2026 1215
2439162	Allegheny	91	911	03/13/2026 1837	03/14/2026 0948
2474956	Mercer	28	909	03/15/2026 2348	03/16/2026 1457
2452367	Butler	1	906	03/14/2026 0837	03/14/2026 2343
2448460	Mercer	254	901	03/14/2026 0139	03/14/2026 1640
2470543	Mercer	3	899	03/15/2026 1734	03/16/2026 0833
2483331	Mercer	8	856	03/16/2026 1857	03/17/2026 0913
2440871	Crawford	13	856	03/13/2026 1916	03/14/2026 0932
2471973	Beaver	1	848	03/15/2026 1852	03/16/2026 0900
2474118	Mercer	1	832	03/15/2026 1908	03/16/2026 0900
2461412	Mercer	1	825	03/14/2026 2015	03/15/2026 1000
2465648	Lawrence	2	812	03/15/2026 1213	03/16/2026 0145
2433775	Lawrence	10	761	03/13/2026 1724	03/14/2026 0605
2474119	Mercer	3	747	03/15/2026 1953	03/16/2026 0820
2483838	Mercer	1	745	03/16/2026 2014	03/17/2026 0839
2463502	Mercer	1	717	03/15/2026 1223	03/16/2026 0020
2428082	Mercer	4	711	03/13/2026 1643	03/14/2026 0434
2463132	Lawrence	1	645	03/14/2026 1537	03/15/2026 0222
2484041	Mercer	7	645	03/16/2026 2100	03/17/2026 0745
2463893	Allegheny	35	638	03/15/2026 0748	03/15/2026 1826
2463052	Lawrence	2	638	03/14/2026 1537	03/15/2026 0215
2480579	Mercer	2	621	03/16/2026 0745	03/16/2026 1806
2477609	Mercer	4	588	03/16/2026 0807	03/16/2026 1755
2469500	Mercer	4	584	03/15/2026 1640	03/16/2026 0224

FE PA Storm Report

Order #	Approximate Location (County)	Total Number of Customers Affected	Duration of the Outage (minutes)	Initial Date and Time of the Outage	Restoration Date and Time
2471694	Crawford	29	567	03/15/2026 1827	03/16/2026 0354
2449623	Lawrence	41	557	03/14/2026 0403	03/14/2026 1320
2451599	Mercer	1	555	03/14/2026 0744	03/14/2026 1659
2481076	Mercer	1	555	03/16/2026 1344	03/16/2026 2259
2432861	Lawrence	10	550	03/13/2026 1712	03/14/2026 0222
2432527	Lawrence	41	547	03/13/2026 1758	03/14/2026 0305
2430747	Mercer	12	546	03/13/2026 1649	03/14/2026 0155
2476079	Lawrence	1	542	03/16/2026 0258	03/16/2026 1200
2475440	Mercer	1	537	03/16/2026 0136	03/16/2026 1033
2436887	Butler	651	512	03/13/2026 1802	03/14/2026 0234
2482393	Lawrence	1	498	03/16/2026 1630	03/17/2026 0048
2478071	Butler	1	497	03/16/2026 0848	03/16/2026 1705
2476237	Crawford	24	490	03/16/2026 0339	03/16/2026 1149
2480853	Lawrence	5	486	03/16/2026 0709	03/16/2026 1515
2477912	Butler	1	485	03/16/2026 0831	03/16/2026 1636
2448241	Crawford	18	472	03/14/2026 0338	03/14/2026 1130
2438173	Allegheny	541	466	03/13/2026 1823	03/14/2026 0209
2426360	Crawford	9	463	03/13/2026 1610	03/13/2026 2353
2431834	Lawrence	185	451	03/13/2026 1659	03/14/2026 0030
2430914	Mercer	5	449	03/13/2026 1651	03/14/2026 0020
2447956	Crawford	26	444	03/14/2026 0059	03/14/2026 0823
2466832	Lawrence	3	442	03/15/2026 1344	03/15/2026 2106
2435677	Lawrence	161	433	03/13/2026 1733	03/14/2026 0046
2485040	Crawford	5	433	03/17/2026 0350	03/17/2026 1103
2437258	Lawrence	97	425	03/13/2026 1613	03/13/2026 2318
2426665	Lawrence	3	425	03/13/2026 1613	03/13/2026 2318
2465727	Beaver	7	417	03/15/2026 1219	03/15/2026 1916
2438093	Lawrence	11	411	03/13/2026 1822	03/14/2026 0113
2482139	Beaver	1	409	03/16/2026 1558	03/16/2026 2247
2442925	Butler	13	405	03/13/2026 1805	03/14/2026 0050
2483564	Mercer	29	405	03/16/2026 1916	03/17/2026 0201
2479429	Mercer	1	399	03/16/2026 1047	03/16/2026 1726
2432546	Lawrence	42	399	03/13/2026 1707	03/13/2026 2346
2471981	Mercer	12	387	03/15/2026 1853	03/16/2026 0120
2451161	Mercer	4	387	03/14/2026 0711	03/14/2026 1338
2467456	Mercer	13	384	03/15/2026 1456	03/15/2026 2120
2436305	Beaver	7	373	03/13/2026 1752	03/14/2026 0005

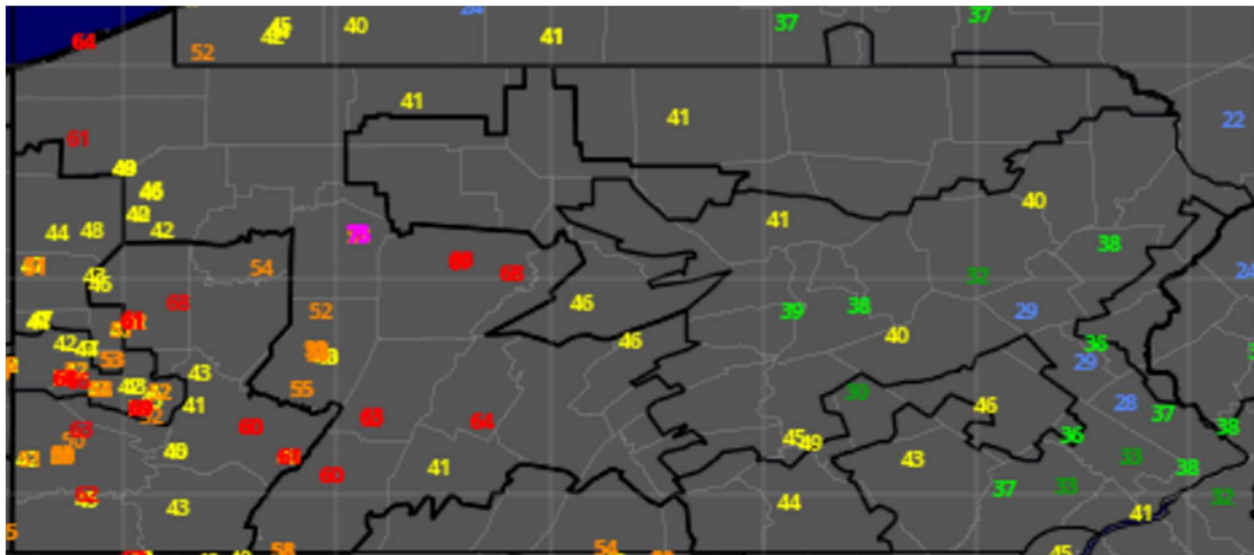
FE PA Storm Report

<b>Order #</b>	<b>Approximate Location (County)</b>	<b>Total Number of Customers Affected</b>	<b>Duration of the Outage (minutes)</b>	<b>Initial Date and Time of the Outage</b>	<b>Restoration Date and Time</b>
2445392	Allegheny	381	373	03/13/2026 1849	03/14/2026 0102
2437258	Lawrence	104	367	03/13/2026 1711	03/13/2026 2318
2445885	Mercer	562	362	03/13/2026 1621	03/13/2026 2223

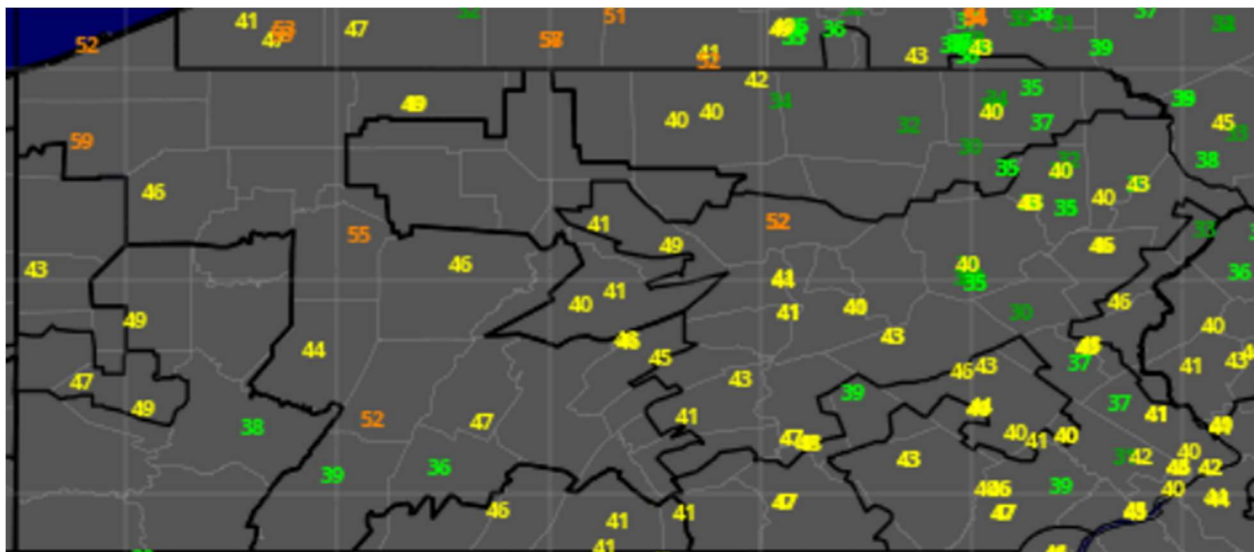
**Attachment B: Wind and Precipitation Reports**

**Wind and Precipitation Reports:** Graphics 1 through 5 illustrate the maximum wind gusts in the FE PA service territory from March 13, 2026, through March 17, 2026. Graphics 6 through 8 illustrate the 24-Hour Total Precipitation on March 13, 2026, March 16, 2026, and March 17, 2026. Graphics 9 through 10 illustrate the Maximum and Minimum Temperatures on March 16, 2026, and March 17, 2026. The graphics depict data from the National Oceanic and Atmospheric Administration (“NOAA”).

**Graphic 1 – Maximum Wind Gusts – Friday, March 13, 2026**

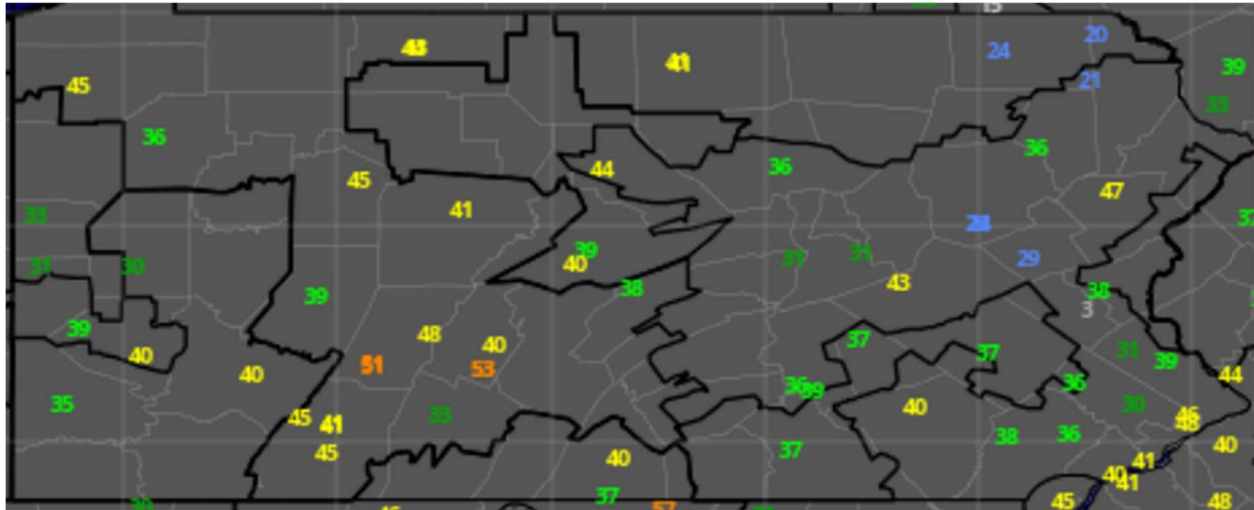


**Graphic 2 – Maximum Wind Gusts – Saturday, March 14, 2026**

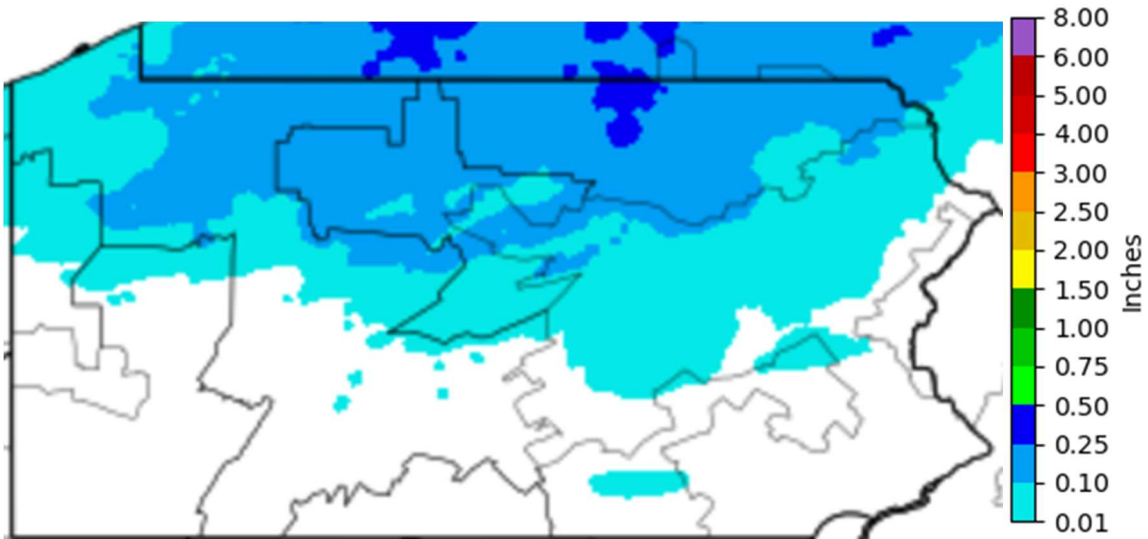




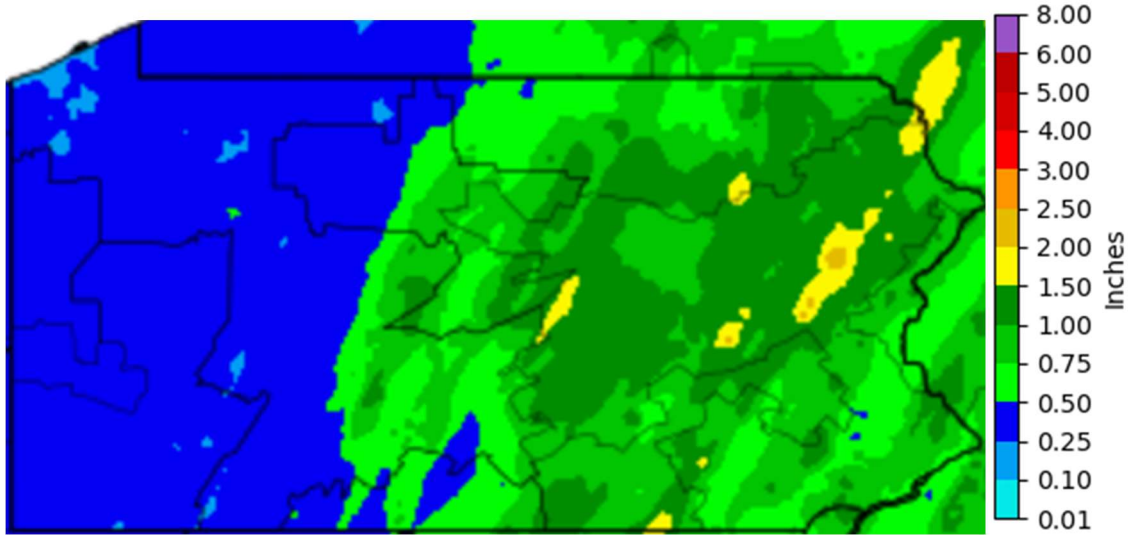
**Graphic 5 – Maximum Wind Gusts – Tuesday, March 17, 2026**



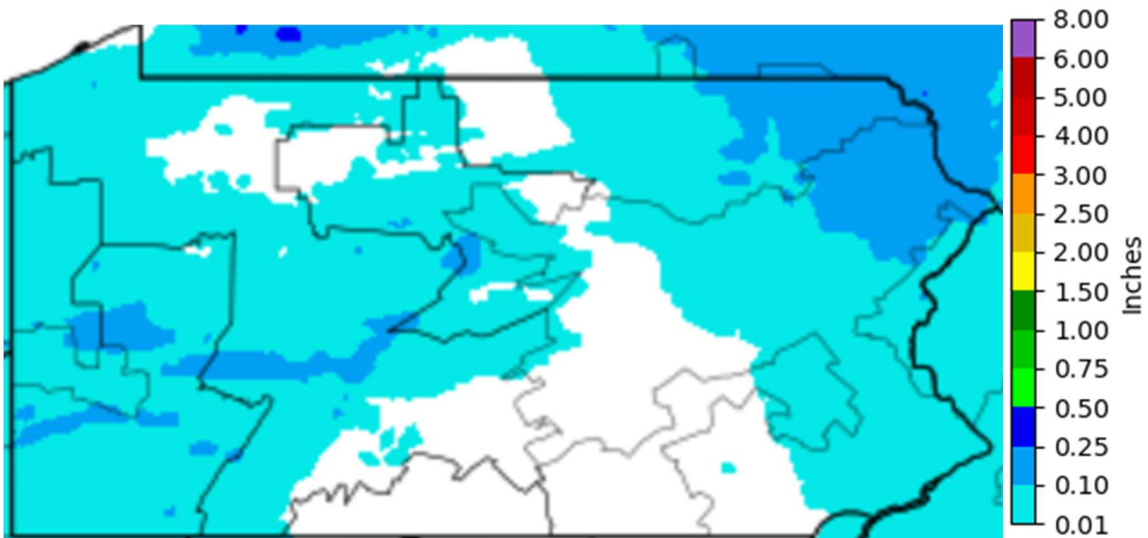
**Graphic 6 - 24-Hour Total Precipitation – Friday, March 13, 2026**



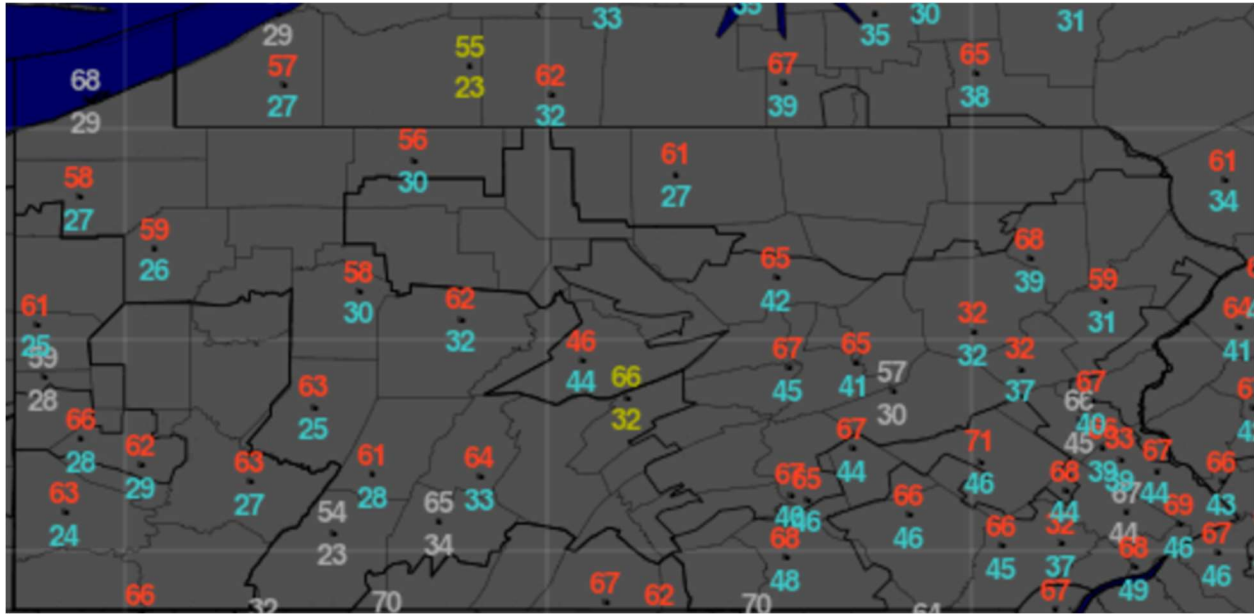
**Graphic 7 - 24-Hour Total Precipitation – Monday, March 16, 2026**



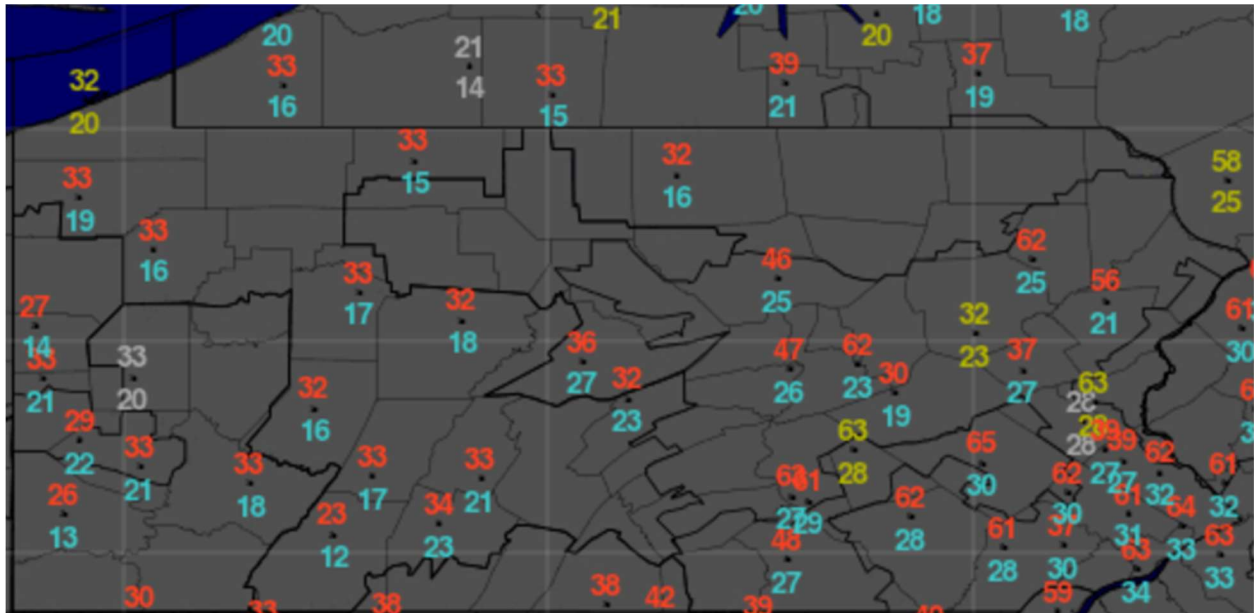
**Graphic 8- 24-Hour Total Precipitation – Tuesday, March 17, 2026**



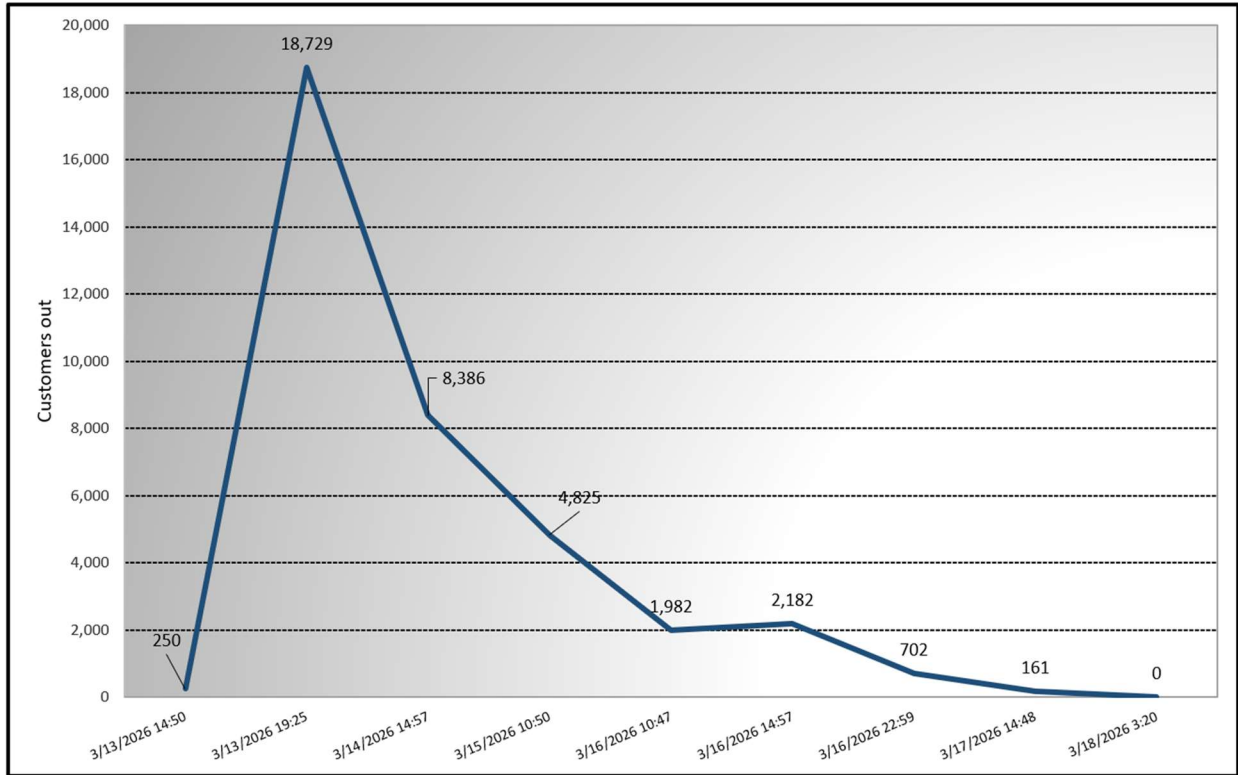
**Graphic 9- Maximum and Maximum Temperature – Monday, March 16, 2026**



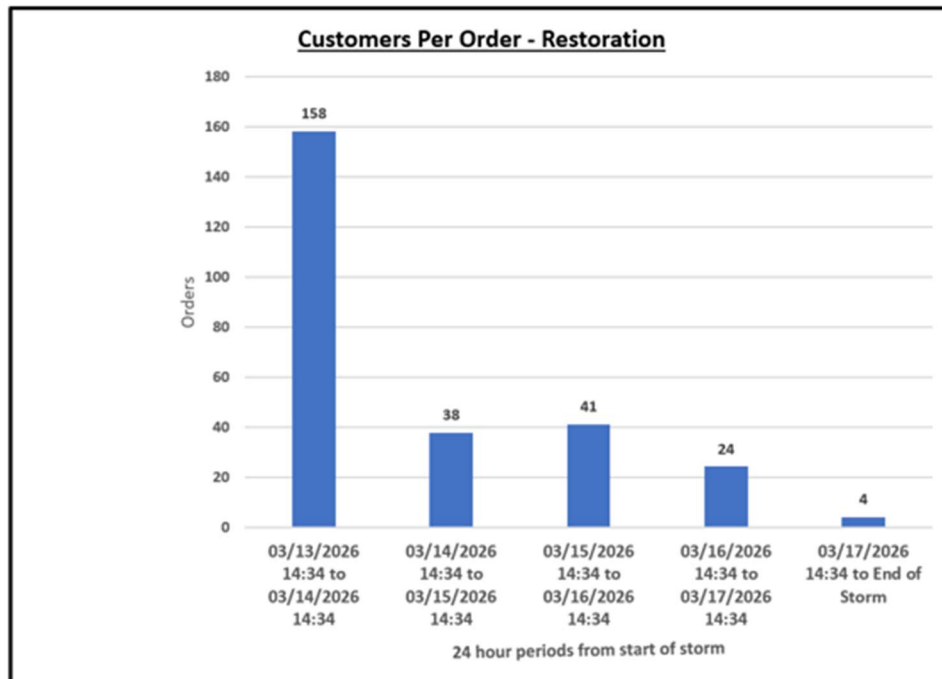
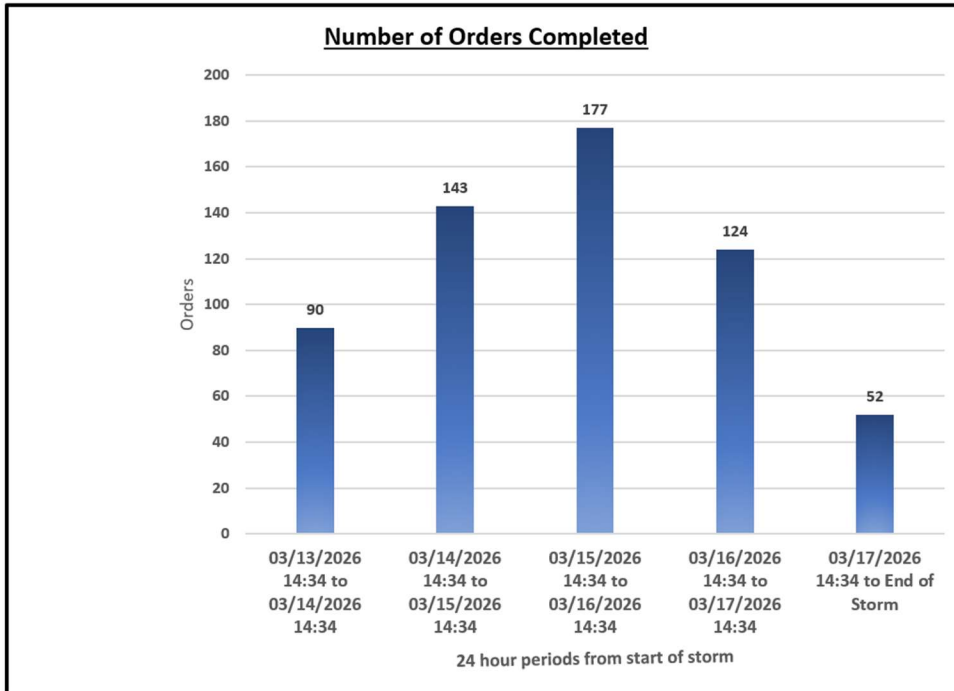
**Graphic 10- Maximum and Minimum Temperature – Tuesday, March 17, 2026**



**Attachment C: Restoration Curve**



**Attachment D: Order Restoration Graphs**



**Attachment E: Meteorologist Reports**

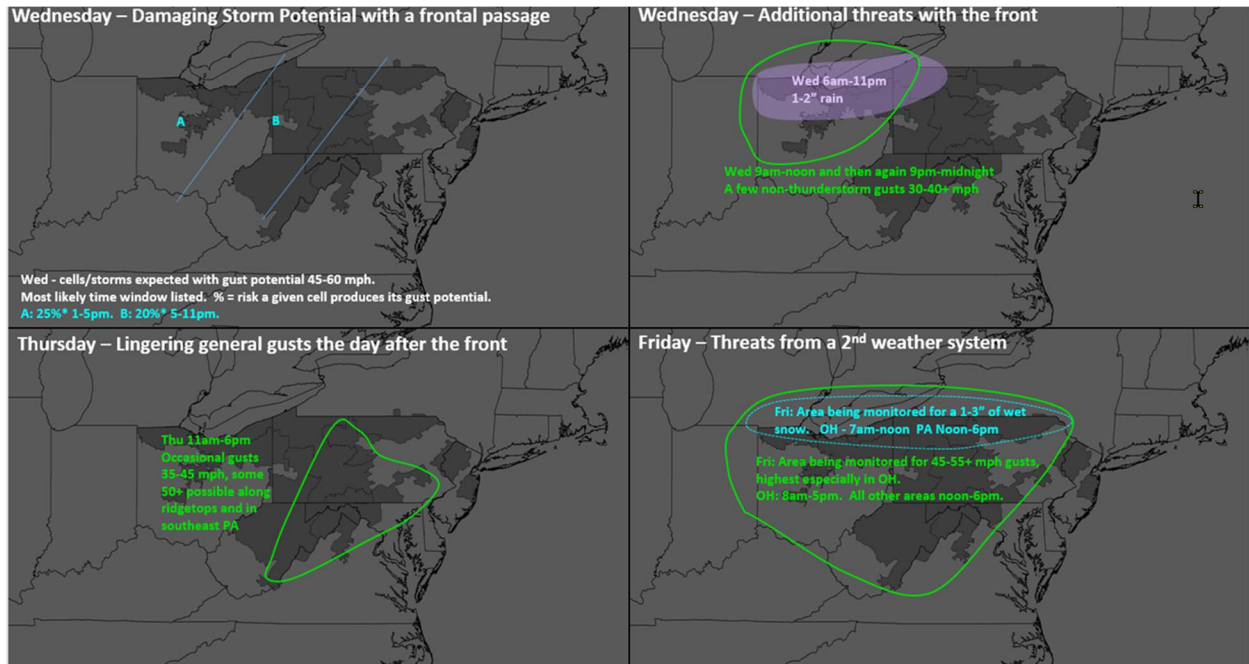
**Monday, March 9, 2026 @ 0854**

**New Issuance:**

Two weather systems expected this week (Wed and Fri) – wind will be the primary offender with each.

Although we are still about ½ to one day out on being able to provide more specific details for the Wed storms, below is a good starting point.

**Next Update – 10am Tue.**

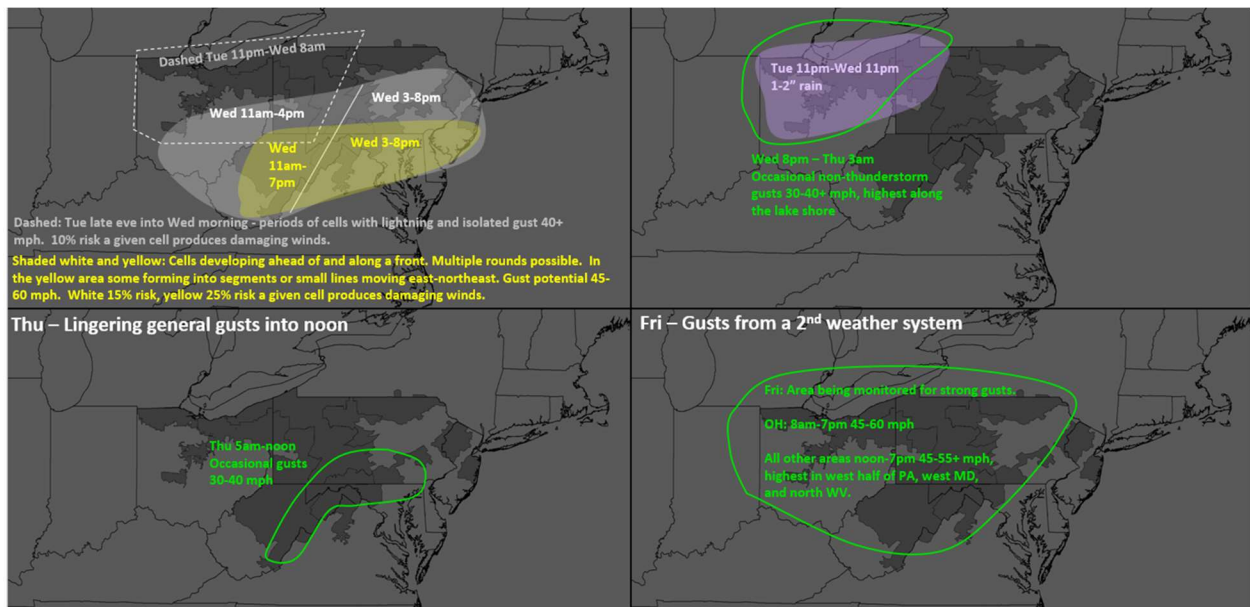


**Tuesday, March 10, 2026 @ 0951**

**Changes.** Since the suite of morning state briefings, the latest guidance has significantly changed thunderstorm threat overnight through tomorrow.

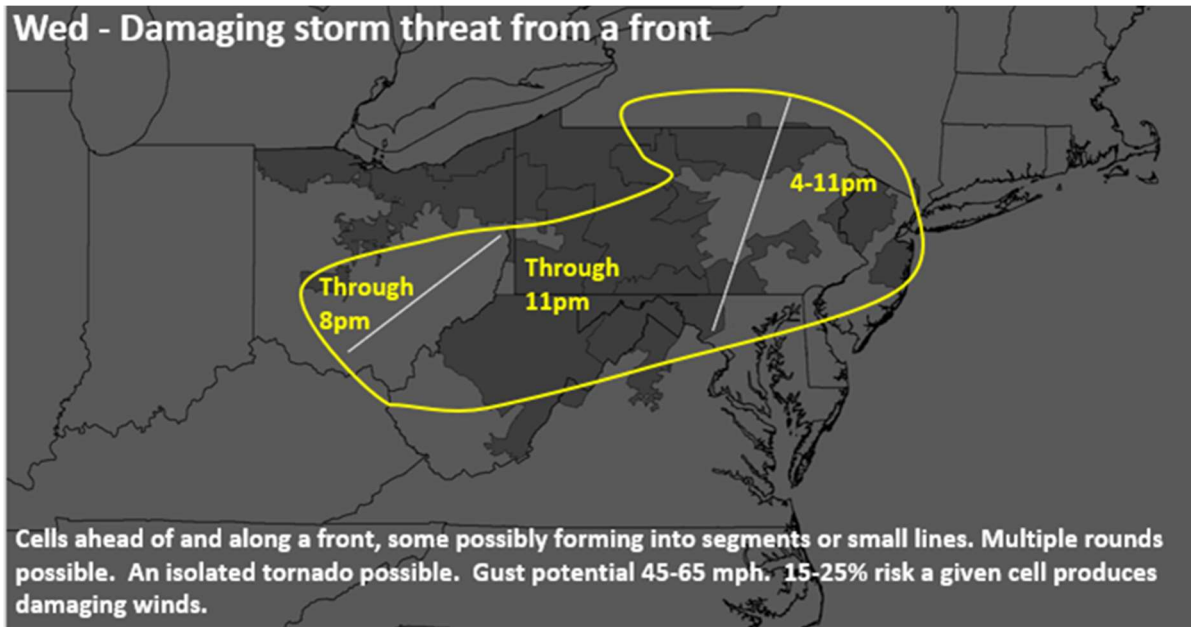
1. Added storm threat for overnight tonight in OH, west PA, north WV, and extreme northwest MD.
2. Extended and added details for thunderstorm threat Wed.
3. Fine-tuned remaining aspects of forecasts for Wed through Fri including mention of possible strong frontal passage late weekend.

**Next Update – 10am Wed.**



**Wednesday, March 11, 2026 @ 1331**

Updated timing given to line up current conditions with latest model guidance. Forecast for remainder of week remains unchanged.

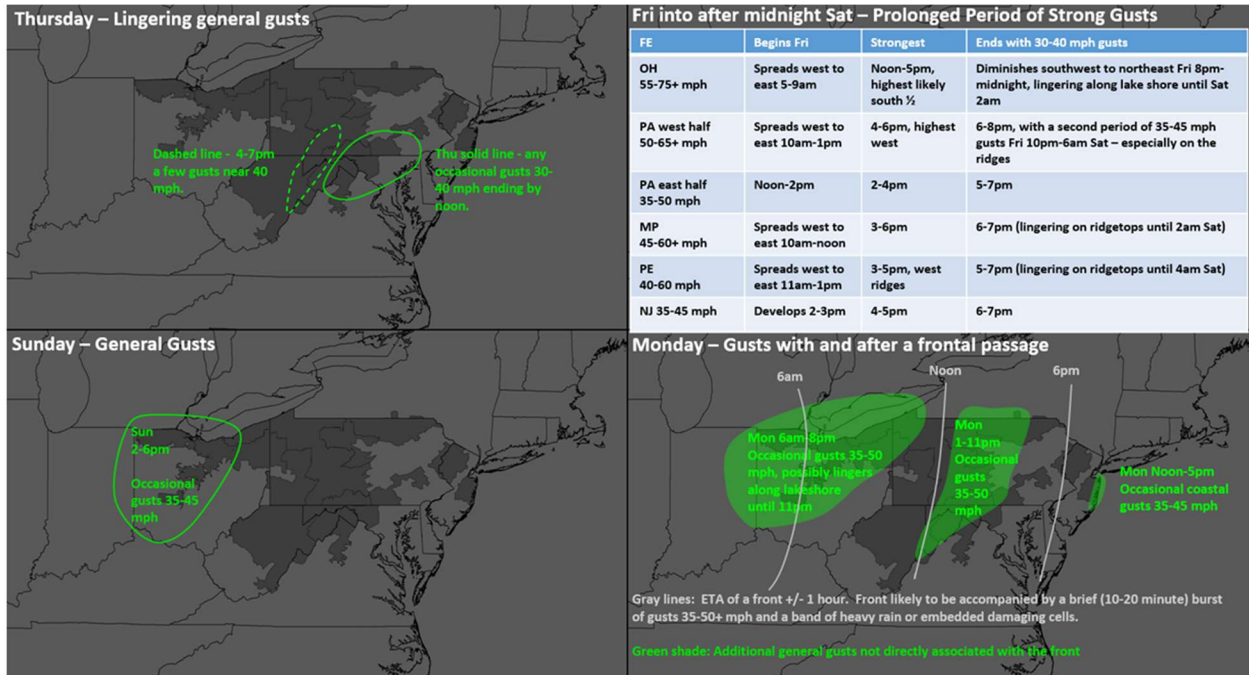


**Thursday, March 12, 2026 @ 0926**

**Changes.**

1. Today: Fine-tuned area/timing for today's storms based on last minute guidance
2. Fri: Increased magnitude of max gusts due to some expected sunshine (in OH especially). Fine-tuned timing. Note: We've only seen 2 similar events to this in the past 20 years (Sep 14 2008 Hurricane Ike remnants and Mar 8 2017 non-precipitation high wind event). This looks to be stronger than either.
3. Sun: Added area of afternoon nuisance gusts in OH.
4. Mon: Added details of strong frontal passage.

**Next Update – 10am Fri**

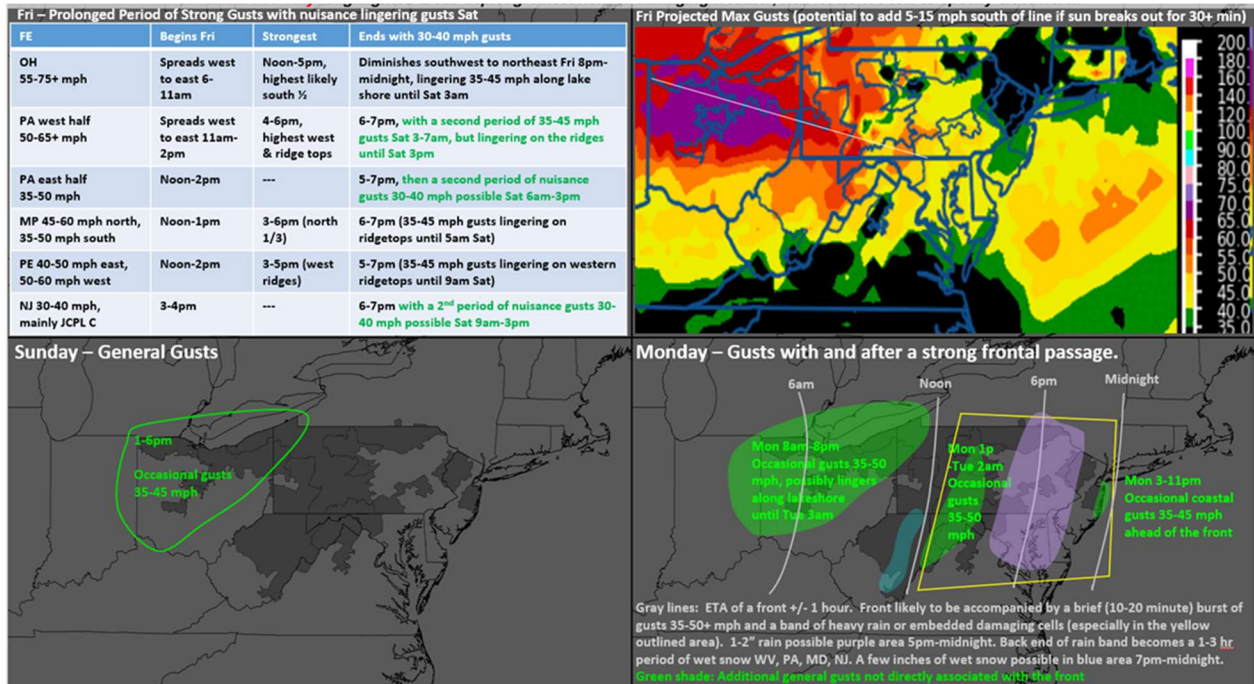


**Friday March 13, 2026 @ 0807**

**Changes.**

1. Today: Fine-tuned timing, added graphic (also showing where gusts might be enhanced even further due to partial sunshine), and highlighted in the table a period of secondary or lingering nuisance gusts into Sat.
2. Sun: Fine-tuned area/timing.
3. Mon: Provided additional threats from strong frontal passage.

**Next Update – 10am Sat**

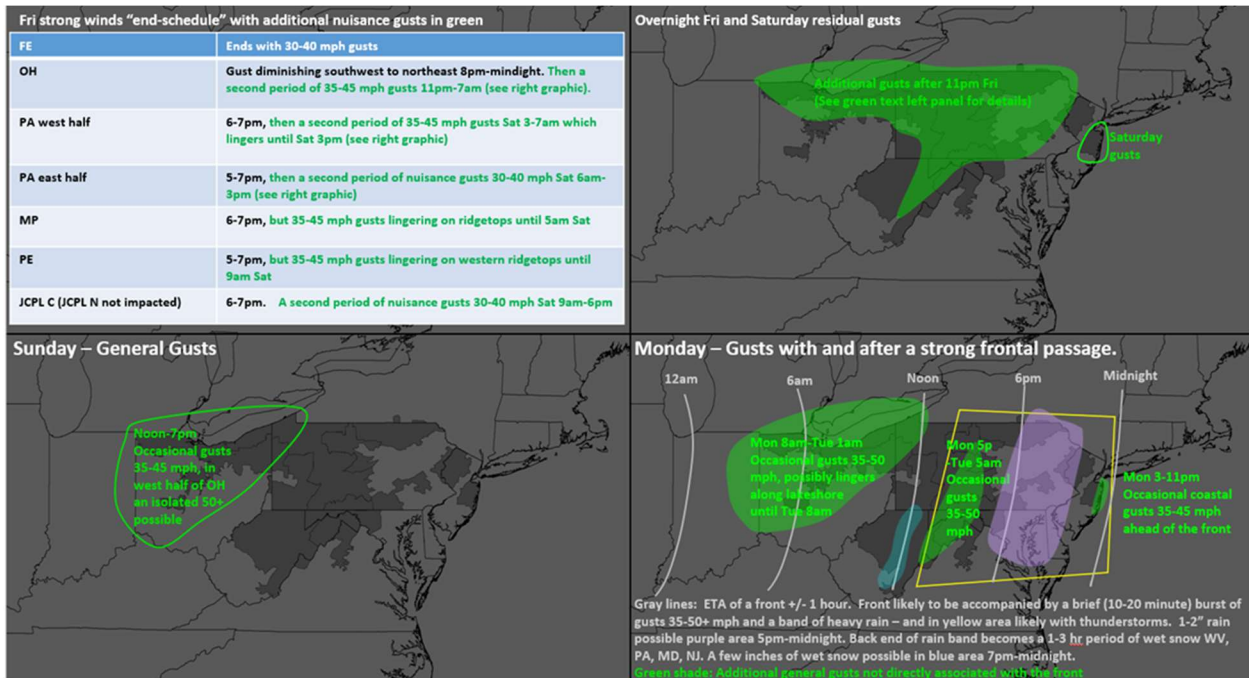


**Friday, March 13, 2026 @ 1359**

**Changes.**

1. Today: Focused on end times of 45+ mph winds.
2. Overnight into Sat: Added graphic showing areas prone for additional period of 35-45 mph gusts.
3. Sun: Fine-tuned area/timing.
4. Mon: Fine-tuned areas/timing.

**Next Update – 10am Sat.**



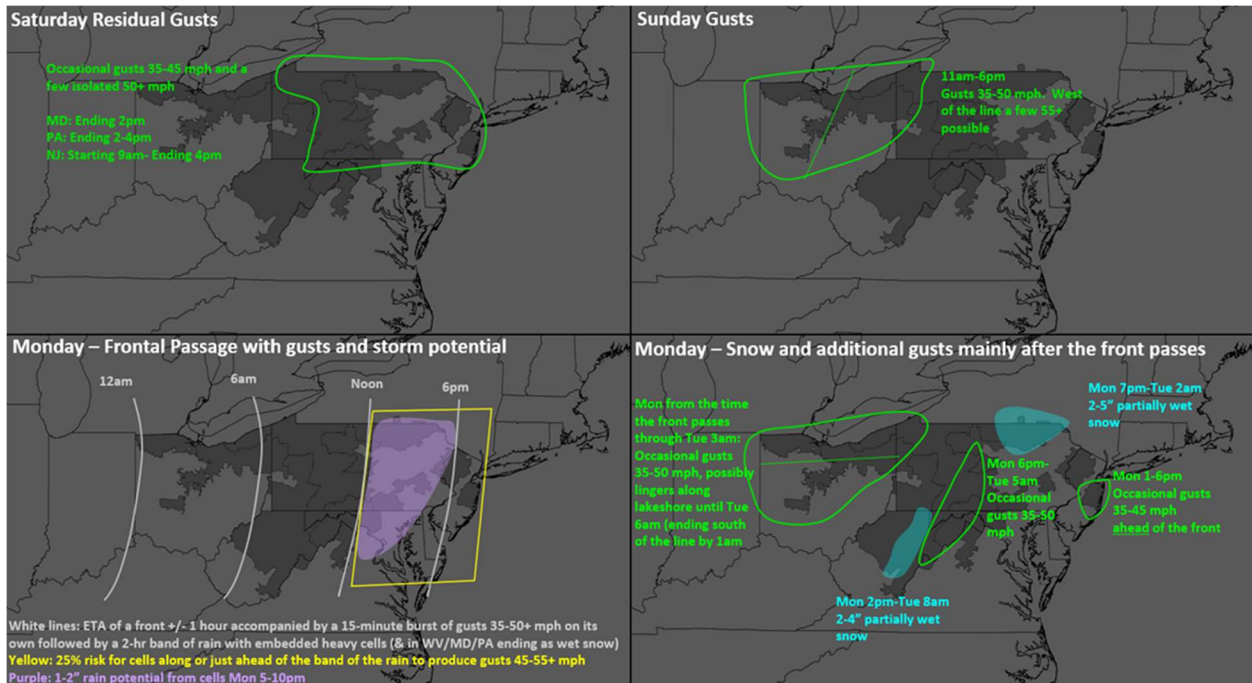
**Saturday, March 14, 2026 @ 0758**

**Changes.**

1. Today: Specified ending-times of gusts.
2. Sun: Fine-tuned area/timing.
3. Mon: Fine-tuned areas/timing.

Note – weather becomes quiet remainder of work-week and temperatures strive to return to normal.

**Next Update – 9am Sun.**

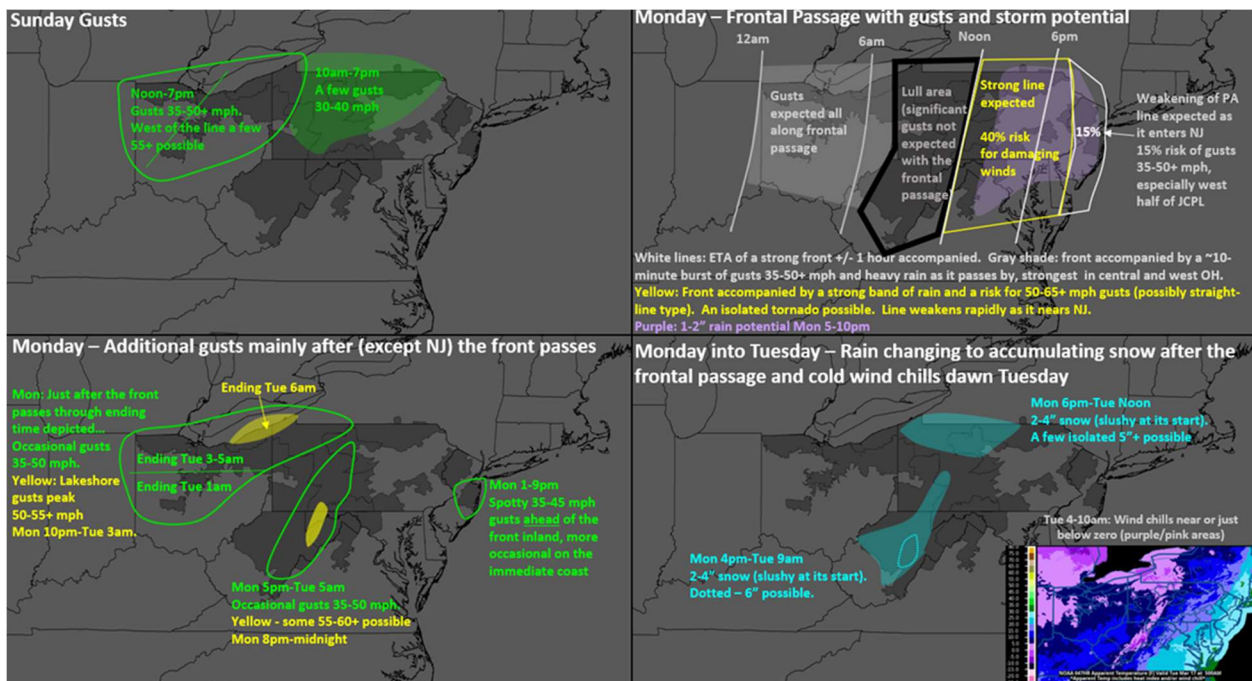


**Sunday, March 15, 2026 @ 0836**

**Changes.**

1. Today: Added area of nuisance gusts in west and north PA (shaded). Increased magnitude of gust potential in west OH.
2. Monday frontal passage (top right panel): Significant changes
  - a. Limited pre-dawn winds with frontal passage to mainly OH and borders with PA and WV.
  - b. Added a “lull-area” of no significant gusts expected for west PA, most of MP, and extreme west PE (the morning line moving through OH weakens as it reaches the PA and WV border and wont re-fire until about midday).
  - c. Increased damage risk for remainder of PA and MD with mention of straight-line wind risk and tornado.
  - d. Greatly decreased threat for NJ (PA line weakens after 6pm – but still needs to be monitored).
3. Monday into Tuesday post frontal gusts/snow: Increased magnitude of winds in OH, WV/MD/southwest PA. Increased snow magnitudes. Fine-tuned timing for both threats.
4. Tuesday: Added mention of near zero wind chills near dawn.

**Next Update – 9am Mon**

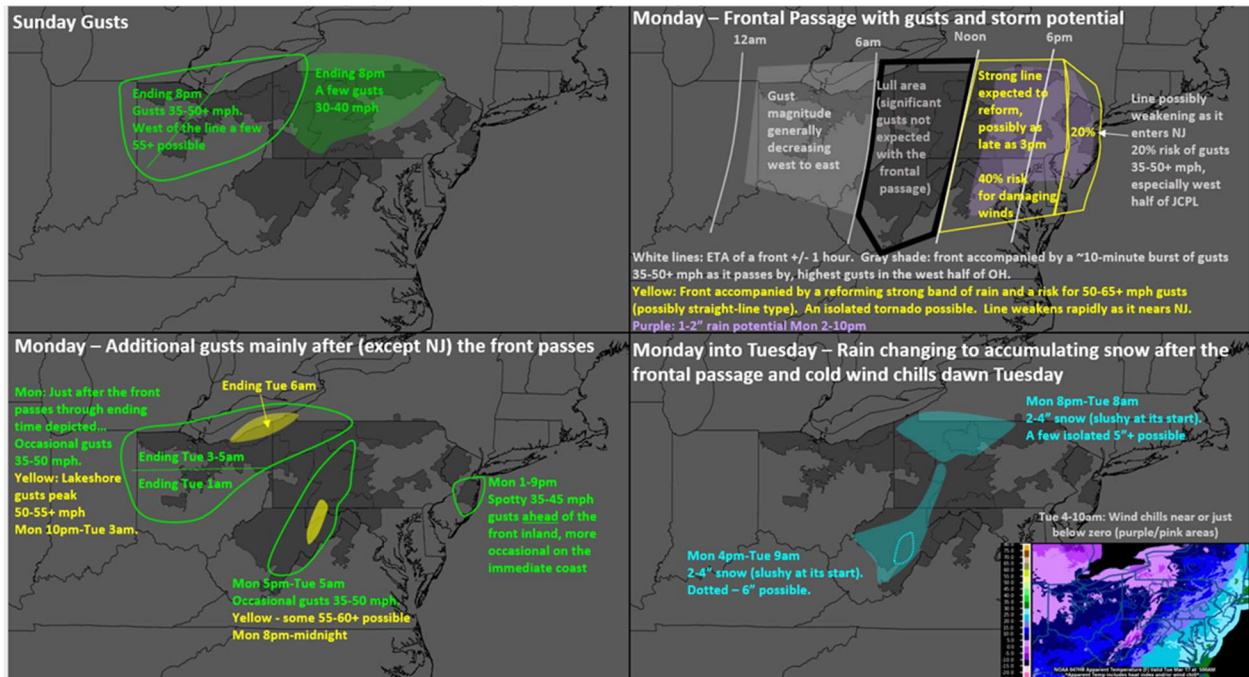


**Sunday, March 15, 2026 @ 1758**

**Changes.**

1. Extended gust window 1 hour this evening
2. Monday: Frontal passage (top right panel): Slightly reduced threat in OH overnight, added mention of tomorrow's storms may hold off until mid afternoon in MD and East PA.
3. Remaining panels: Fine-tuned details.

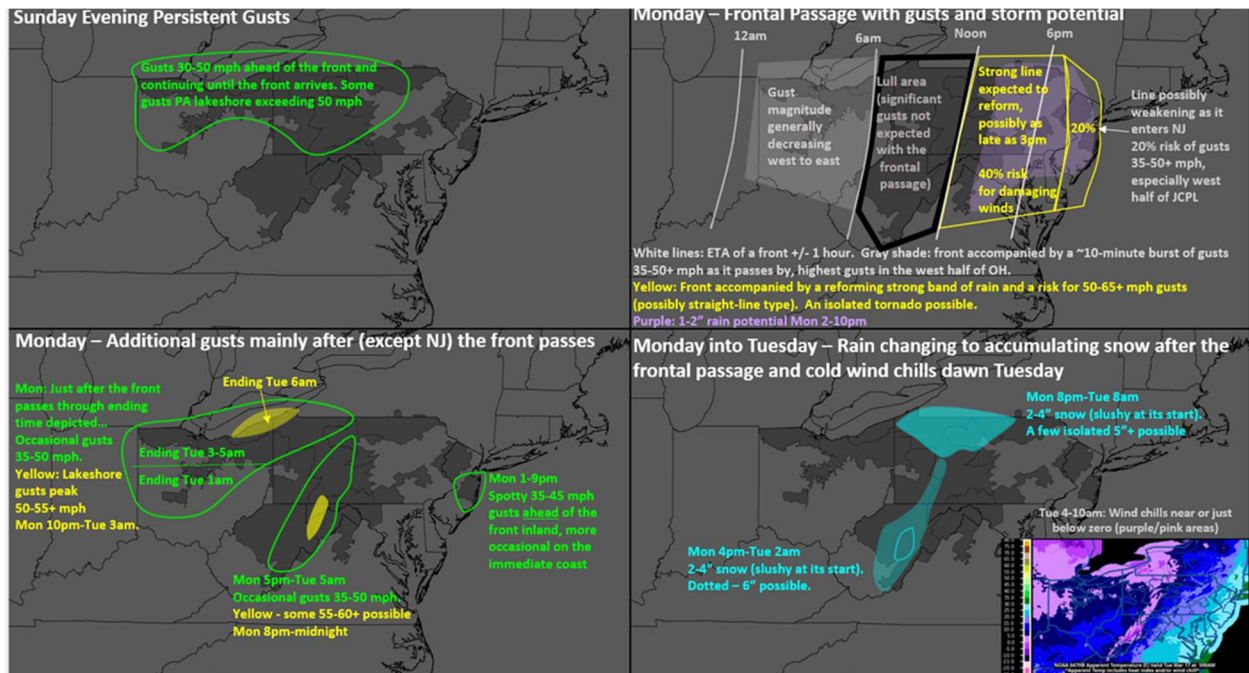
**Next Update – 9am Mon.**



**Sunday, March 15, 2026 @ 2059**

**Changes.** Extend wind gust threat this evening and overnight as depicted top left panel – despite loss of sunshine, gusts will continue until the front arrives. Fine-tuned snow amounts on Monday.

**Next Update – 9am Mon**



**Monday, March 16, 2026 @ 0843**

**Changes.**

1. Today – two rounds of storms expected (afternoon then in the evening) and added details for both rounds.
2. Fine-tuned snow threat overnight.

Note – weather pattern looks relatively quiet rest of the work week.

**Final Update unless significant changes needed as storms form today.**

