

April 1, 2026

VIA ELECTRONIC FILING

Matthew Homsher, Secretary
Pennsylvania Public Utility Commission
Commonwealth Keystone Building
400 North Street, 2nd Floor
Harrisburg, PA 17120

***Re: Completed Restoration of Momentary and Sustained Interruptions –
FirstEnergy Pennsylvania Electric Company; Docket No. M-2025-3052814***


Dear Secretary Homsher:

Pursuant to 52 Pa. Code § 67.1, FirstEnergy Pennsylvania Electric Company on behalf of West Penn Rate District (“West Penn”) submits written notification of completed restoration efforts following storm conditions that began on March 13, 2026 that caused multiple service interruptions in the West Penn service territory.

Attached please find the details relative to the impact of this recent outage event and the restoration activities that took place. It should be noted that the review and approval process of this outage information is still in progress at the time of filing this report and as such, all outage information contained in this report should be considered preliminary.

If you have any questions, please contact me at (610) 921-6202.

Sincerely,



Angelina Umstead

Enclosures

- c: Dan Searfoorce - PaPUC Bureau of Technical Utility Services (via electronic mail)
Derek Ruhl - PaPUC Bureau of Technical Utility Services (via electronic mail)
John Van Zant - PaPUC Bureau of Technical Utility Services (via electronic mail)

ELECTRIC UTILITY REPORT OF OUTAGE TO
PENNSYLVANIA PUBLIC UTILITY COMMISSION
SECRETARY'S BUREAU
P O BOX 3265
HARRISBURG, PA 17105-3265

1. Reporting Utility: FirstEnergy Pennsylvania Electric Company ("FE PA")
on behalf of its West Penn Rate District ("West Penn")
Address: 800 Cabin Hill Drive
Greensburg, PA 15601

2. Name and title of person making report:
Karen M. Kinslow Vice President Pennsylvania Operations
(Name) *(Title)*

3. Telephone number: (610) 921-6311
(Telephone Number)

4. Date and time report was made to Commission:
March 13, 2026 1907
(Date) *(Time)*

5. Interruption or Outage:
(a) Number of customers affected: 166,245 (represents 22.7% of West Penn's total customers).
(b) Approximate number of outage cases and trouble cases for each county affected during event: See response to 5(c).

- (c) Approximate number of outages for each county affected during the event:

County	Outages	Outage Cases	Trouble Cases
Adams	63	6	6
Allegheny	22,225	154	398
Armstrong	11,487	179	340
Bedford	1,920	10	8
Butler	16,910	208	545
Cameron	124	5	4
Centre	1,856	49	63
Clarion	211	14	21
Clinton	855	5	9
Elk	2,044	20	20
Fayette	9,511	135	299
Franklin	1,192	42	62
Fulton	132	8	12
Greene	5,413	77	85
Indiana	2,470	26	36
Lycoming	105	1	2
McKean	487	9	5
Potter	2	1	0
Washington	43,718	450	877
Westmoreland	45,520	610	1,474
Total	166,245	2009	4,266

- (d) Approximate number of outage cases exceeding 6 or more hours in duration: 1,421

- (e) A listing of each outage case exceeding 6 or more hours in duration:
See Attachment A.

- (f) Reason for the interruption or outages: Beginning the afternoon of Friday, March 13, 2026, an intense and widespread windstorm developed and moved across Pennsylvania, including FE PA’s service territory. The storm intensified through the late afternoon and continued into the early evening before gradually diminishing overnight. Frequent, widespread wind gusts reached 50–60 mph, with some locations experiencing gusts as high as 65–75 mph. Prior to the arrival of the strongest winds, precipitation was limited mainly to the northern half of the service area, generally totaling 0.15 inches or less.

A second round of severe weather impacted Pennsylvania on Monday, March 16, 2026, between approximately 11:30 a.m. and 11:30 p.m. Multiple waves of strong storms brought heavy rainfall and gusty winds, with maximum wind speeds again

reaching 50–60 mph throughout the region. Rainfall totals were generally between 0.5 and 1 inch, with localized amounts of 1.5–2 inches reported. Temperatures in the mid-60s during the event dropped sharply into the 20s by March 17, 2026.

See Attachment B for the maximum wind gusts recorded from March 13–17, 2026, 24hour total precipitation totals for March 13, 2026, and March 16–17, 2026, as well as the maximum and minimum temperatures for March 16-17, 2026.

Damage, as a result of high winds, included tree damage with wires down, broken poles and crossarms, and failed transformers. The Arnold and Butler districts were the hardest hit areas. FE PA crews experienced sustained high winds that impacted the ability to perform aerial work and delayed restoration efforts until field personnel can safely work aloft. In addition, several damages were located in offroad areas that were not accessible by truck. Approximately 52% of the total outages that occurred were tree related.

Preliminary data indicates the reliability impact of the storm was 174.2 minutes of SAIDI, 0.23 of SAIFI, and an overall storm CAIDI of 765.9 minutes.

- (g) Projected time of restoration: Due to the length of this event, a global estimated time of restoration was not set. Individual estimated times of restoration were assigned to orders.

See Attachment C for the restoration curve and Attachment D for the order restoration graphs.

- (h) The number of utility workers, contract workers, and workers received as mutual aid assigned specifically to the repair work by general function:

Company	# of Workers	General Function
FE PA	26	Damage Assessor
Potomac Edison	5	Damage Assessor
Subtotal	31	Damage Assessor
FirstEnergy Service Company	1	Damage Assessor Support
Potomac Edison	2	Damage Assessor Support
Subtotal	3	Damage Assessor Support
FE PA	37	DCC Support
Subtotal	37	DCC Support
Arbormetrics	32	Forestry
Asplundh Tree Expert, LLC	136	Forestry
Davey	45	Forestry
FirstEnergy Service Company	39	Forestry
Lewis Tree Service	28	Forestry
Penn Line Services, Inc.	90	Forestry
Townsend	31	Forestry
Subtotal	401	Forestry
FE PA	50	Hazard Responder
FirstEnergy Service Company	26	Hazard Responder
Mon Power	6	Hazard Responder
OneSource Restoration	28	Hazard Responder
Potomac Edison	8	Hazard Responder
Subtotal	118	Hazard Responder
FirstEnergy Service Company	20	Hazard Support
Mon Power	1	Hazard Support
Potomac Edison	1	Hazard Support
Subtotal	22	Hazard Support
Agostino Utilities LLC	381	Line
Asplundh Construction	64	Line
Burns Electric	9	Line
Collective Strategic Resources	46	Line
FE PA	270	Line
Global	19	Line
Harlan Electric Co	28	Line
Henkels & McCoy	5	Line
JF Electric	4	Line
JW Didado	11	Line
Kilian Power LLC	20	Line
Kiowa Line Builders	19	Line

NG Gilbert	12	Line
Patriot	54	Line
Phase	57	Line
Platinum Power	33	Line
Pross Construction Company, Inc	13	Line
Sargent Electric Company	18	Line
Southern States	34	Line
Sparks Energy	58	Line
Thompson Electric	18	Line
Utility Power	116	Line
Williams Electric Utility Services, LLC	10	Line
Wright Construction Company, LLC	17	Line
Subtotal	1,316	Line
OneSource Restoration	35	Protector
Subtotal	35	Protector
Agostino Utilities LLC	20	Support
Asplundh Construction	1	Support
Burns Electric	1	Support
Center Phase Energy, LLC	4	Support
FE PA	23	Support
FirstEnergy Service Company	51	Support
Global	1	Support
Kilian Power LLC	3	Support
Kiowa Line Builders	1	Support
Mon Power	1	Support
Patriot	3	Support
Phase	2	Support
Platinum Power	1	Support
Potomac Edison	1	Support
Pross Construction Company, Inc	1	Support
Southern States	2	Support
Sparks Energy	2	Support
Thompson Electric	2	Support
Utility Power	5	Support
Williams Electric Utility Services, LLC	1	Support
Wright Construction Company, LLC	2	Support

Subtotal	128	Support
Total	2,091	

- (i) The date and time of the first information of a service interruption: March 13, 2026 at 1103.
- (j) The date and time that repair crews were assembled: Crews were prearranged March 13, 2026 at 0700.
- (k) The actual time that service was restored to the last affected customer: March 18, 2026 at 1714.
- (l) A general description of the physical damage sustained by the utility facilities as a result of the interruption/outage:

Equipment	Number
Primary Spans	996
Secondary Spans	162
Crossarms Replaced	311
Cutouts Replaced	226
Poles Replaced	168
Transformers Replaced	147
Wire & Cable Replaced (feet)	93,348

- (m) If the interruption/outage event was weather-related, the utility’s weather reports, outlooks, or scenarios for the day before and the day of the interruption/outage event:

See Attachment E for the weather forecast reports.

- (n) If the interruption/outage event caused approximate outages that exceed 10% or more of the number of customers in the utility’s entire service territory, rank the event in terms of the number and duration of outages and provide 2 comparable events, including the number and duration of outages for those comparable events.

The chart below reflects a ranking of the subject event in relation to two comparable West Penn events (based on the number and duration of outages).

FE PA Storm Report

Rank by Number of Outages	Rate District	Date	Event Description	Duration (hours)	Customers Affected
1	West Penn	March 13 – 18, 2026	Wind Storm	126 hours 11 minutes	165,984 (22.7%)
2	West Penn	April 19 – May 6, 2025	Wind and Rain	160 hours 50 minutes	263,948 (36.3%)
3	West Penn	February 24 – March 1, 2025	Winter Storm Quiana	139 hours 31 minutes	177,232 (24.7%)

Remarks: The storm statistics contained in this report are preliminary. The review and approval of the storm statistics were still in progress as of the time this report was filed.

Attachment A: A listing of each outage case exceeding six or more hours in duration, including the following information¹:

Order #	Approximate Location (County)	Total Number of Customers Affected	Duration of the Outage (minutes)	Initial Date and Time of the Outage	Restoration Date and Time
1296086	Armstrong	1	7,069	03/13/2026 1807	03/18/2026 1556
1303678	Westmoreland	10	7,068	03/13/2026 1823	03/18/2026 1611
1274218	Westmoreland	1	7,061	03/13/2026 1818	03/18/2026 1559
1292862	Westmoreland	2	7,010	03/13/2026 1840	03/18/2026 1530
1292209	Allegheny	1	6,983	03/13/2026 1817	03/18/2026 1440
1292159	Allegheny	1	6,963	03/13/2026 1817	03/18/2026 1420
1291449	Westmoreland	2	6,945	03/13/2026 1812	03/18/2026 1357
1291900	Westmoreland	2	6,809	03/13/2026 1817	03/18/2026 1146
1283707	Indiana	1	6,726	03/13/2026 2307	03/18/2026 1513
1303837	Westmoreland	1	6,614	03/13/2026 1837	03/18/2026 0851
1279635	Westmoreland	1	6,559	03/13/2026 1941	03/18/2026 0900
1279092	Armstrong	1	6,541	03/13/2026 1934	03/18/2026 0835
1275709	Indiana	3	6,261	03/13/2026 1844	03/18/2026 0305
1285854	Westmoreland	1	6,230	03/14/2026 0805	03/18/2026 1555
1283096	Westmoreland	5	6,226	03/13/2026 1811	03/18/2026 0157
1291266	Indiana	3	6,102	03/13/2026 1946	03/18/2026 0128
1274678	Westmoreland	3	6,060	03/13/2026 1434	03/17/2026 1934
1278120	Westmoreland	9	6,059	03/13/2026 1924	03/18/2026 0023
1290482	Westmoreland	11	5,974	03/13/2026 1434	03/17/2026 1808
1271856	Butler	4	5,924	03/13/2026 1650	03/17/2026 1934
1291477	Westmoreland	12	5,894	03/13/2026 1817	03/17/2026 2031
1272749	Butler	2	5,849	03/13/2026 1743	03/17/2026 1912
1272336	Butler	1	5,846	03/13/2026 1724	03/17/2026 1850
1288471	Washington	4	5,839	03/13/2026 1638	03/17/2026 1757
1280851	Westmoreland	8	5,834	03/13/2026 2001	03/17/2026 2115
1288085	Westmoreland	1	5,832	03/14/2026 1328	03/18/2026 1440
1272568	Butler	2	5,803	03/13/2026 1733	03/17/2026 1816
1291497	Westmoreland	1	5,786	03/13/2026 1817	03/17/2026 1843
1275068	Westmoreland	2	5,780	03/13/2026 1833	03/17/2026 1853
1273865	Armstrong	2	5,775	03/13/2026 1812	03/17/2026 1827
1285146	Allegheny	17	5,772	03/13/2026 1413	03/17/2026 1425

¹ When applicable, the individual restoration steps for an order are provided for those customers that were out of service for 6 hours or more.

FE PA Storm Report

Order #	Approximate Location (County)	Total Number of Customers Affected	Duration of the Outage (minutes)	Initial Date and Time of the Outage	Restoration Date and Time
1273863	Westmoreland	12	5,750	03/13/2026 1812	03/17/2026 1802
1291516	Westmoreland	5	5,747	03/13/2026 1824	03/17/2026 1811
1296241	Westmoreland	6	5,746	03/13/2026 1434	03/17/2026 1420
1285954	Armstrong	4	5,743	03/13/2026 1917	03/17/2026 1900
1273370	Westmoreland	2	5,733	03/13/2026 1804	03/17/2026 1737
1288712	Westmoreland	4	5,708	03/13/2026 1434	03/17/2026 1342
1290630	Westmoreland	3	5,703	03/13/2026 1812	03/17/2026 1715
1272628	Butler	1	5,686	03/13/2026 1736	03/17/2026 1622
1287856	Armstrong	1	5,685	03/14/2026 1258	03/18/2026 1143
1293600	Westmoreland	2	5,683	03/13/2026 1933	03/17/2026 1816
1303472	Armstrong	13	5,675	03/13/2026 2044	03/17/2026 1919
1280208	Armstrong	3	5,668	03/13/2026 1949	03/17/2026 1817
1303279	Butler	6	5,661	03/13/2026 1823	03/17/2026 1644
1283629	Westmoreland	1	5,655	03/13/2026 1800	03/17/2026 1615
1272467	Butler	4	5,646	03/13/2026 1606	03/17/2026 1412
1281000	Allegheny	3	5,604	03/13/2026 2004	03/17/2026 1728
1291034	Butler	3	5,597	03/13/2026 1716	03/17/2026 1433
1289652	Westmoreland	8	5,596	03/13/2026 1816	03/17/2026 1532
1272995	Armstrong	8	5,592	03/13/2026 1753	03/17/2026 1505
1278571	Westmoreland	1	5,580	03/13/2026 1928	03/17/2026 1628
1291169	Westmoreland	4	5,573	03/13/2026 1827	03/17/2026 1520
1274694	Butler	2	5,573	03/13/2026 1827	03/17/2026 1520
1289930	Westmoreland	10	5,568	03/13/2026 1812	03/17/2026 1500
1277936	Butler	3	5,556	03/13/2026 1923	03/17/2026 1559
1302037	Westmoreland	2	5,552	03/13/2026 1957	03/17/2026 1629
1289949	Butler	9	5,550	03/13/2026 1838	03/17/2026 1508
1292873	Washington	2	5,548	03/13/2026 1810	03/17/2026 1438
1291285	Butler	2	5,544	03/13/2026 1846	03/17/2026 1510
1272441	Allegheny	25	5,527	03/13/2026 1853	03/17/2026 1500
1281268	Armstrong	3	5,510	03/13/2026 2010	03/17/2026 1600
1303136	Butler	2	5,509	03/13/2026 2106	03/17/2026 1655
1289444	Butler	10	5,508	03/13/2026 1713	03/17/2026 1301
1274354	Butler	4	5,508	03/13/2026 1821	03/17/2026 1409
1291485	Westmoreland	8	5,506	03/13/2026 1811	03/17/2026 1357
1284916	Allegheny	12	5,504	03/13/2026 1756	03/17/2026 1340
1275970	Westmoreland	5	5,504	03/13/2026 1849	03/17/2026 1433

FE PA Storm Report

Order #	Approximate Location (County)	Total Number of Customers Affected	Duration of the Outage (minutes)	Initial Date and Time of the Outage	Restoration Date and Time
1275596	Butler	9	5,495	03/13/2026 1842	03/17/2026 1417
1296391	Indiana	8	5,490	03/13/2026 1815	03/17/2026 1345
1276540	Westmoreland	11	5,485	03/13/2026 1855	03/17/2026 1420
1299972	Armstrong	1	5,482	03/13/2026 1806	03/17/2026 1328
1284471	Indiana	10	5,475	03/13/2026 1815	03/17/2026 1330
1274771	Butler	1	5,473	03/13/2026 1828	03/17/2026 1341
1288679	Butler	5	5,470	03/13/2026 1631	03/17/2026 1141
1293660	Butler	2	5,464	03/13/2026 2124	03/17/2026 1628
1284884	Allegheny	5	5,458	03/13/2026 1802	03/17/2026 1300
1275919	Butler	4	5,457	03/13/2026 1848	03/17/2026 1345
1272395	Butler	2	5,457	03/13/2026 1727	03/17/2026 1224
1273591	Westmoreland	8	5,454	03/13/2026 1808	03/17/2026 1302
1284643	Washington	1	5,445	03/13/2026 1656	03/17/2026 1141
1289528	Allegheny	14	5,438	03/13/2026 1726	03/17/2026 1204
1273103	Allegheny	3	5,434	03/13/2026 1756	03/17/2026 1230
1299968	Armstrong	3	5,419	03/13/2026 1806	03/17/2026 1225
1291343	Westmoreland	2	5,418	03/13/2026 1809	03/17/2026 1227
1292227	Washington	2	5,410	03/13/2026 1745	03/17/2026 1155
1291229	Butler	4	5,406	03/13/2026 1837	03/17/2026 1243
1273914	Allegheny	6	5,385	03/13/2026 1813	03/17/2026 1158
1274980	Westmoreland	3	5,383	03/13/2026 1831	03/17/2026 1214
1294134	Westmoreland	3	5,382	03/13/2026 1809	03/17/2026 1151
1292156	Allegheny	10	5,366	03/13/2026 1830	03/17/2026 1156
1278202	Armstrong	7	5,352	03/13/2026 1925	03/17/2026 1237
1302569	Armstrong	13	5,352	03/13/2026 1925	03/17/2026 1237
1277363	Butler	6	5,327	03/13/2026 1913	03/17/2026 1200
1289695	Butler	9	5,313	03/13/2026 1810	03/17/2026 1043
1281110	Butler	4	5,307	03/13/2026 2007	03/17/2026 1234
1280341	Westmoreland	1	5,304	03/13/2026 1951	03/17/2026 1215
1282431	Butler	2	5,301	03/13/2026 1838	03/17/2026 1059
1280638	Westmoreland	1	5,299	03/13/2026 1956	03/17/2026 1215
1301980	Westmoreland	63	5,293	03/13/2026 1822	03/17/2026 1035
1298623	Armstrong	14	5,291	03/13/2026 1759	03/17/2026 1010
1291738	Westmoreland	8	5,291	03/13/2026 1849	03/17/2026 1100
1284039	Washington	1	5,288	03/13/2026 1858	03/17/2026 1106
1276720	Westmoreland	6	5,278	03/13/2026 1902	03/17/2026 1100

FE PA Storm Report

Order #	Approximate Location (County)	Total Number of Customers Affected	Duration of the Outage (minutes)	Initial Date and Time of the Outage	Restoration Date and Time
1282073	Westmoreland	14	5,228	03/13/2026 2036	03/17/2026 1144
1301299	Westmoreland	1	5,211	03/13/2026 1921	03/17/2026 1012
1298040	Westmoreland	2	5,211	03/13/2026 1921	03/17/2026 1012
1280678	Westmoreland	6	5,193	03/13/2026 1957	03/17/2026 1030
1285202	Indiana	7	5,152	03/14/2026 0523	03/17/2026 1915
1286378	Armstrong	1	5,094	03/14/2026 0924	03/17/2026 2218
1283196	Washington	1	5,047	03/13/2026 2205	03/17/2026 1012
1287423	Armstrong	2	5,024	03/14/2026 0756	03/17/2026 1940
1290091	Indiana	14	4,930	03/14/2026 0335	03/17/2026 1345
1287730	Armstrong	2	4,841	03/13/2026 1245	03/16/2026 2126
1273215	Armstrong	18	4,823	03/13/2026 1800	03/17/2026 0223
1286983	Butler	5	4,809	03/13/2026 1821	03/17/2026 0230
1285555	Westmoreland	10	4,791	03/14/2026 0700	03/17/2026 1451
1272694	Westmoreland	22	4,701	03/13/2026 1815	03/17/2026 0036
1289004	Westmoreland	3	4,643	03/14/2026 1537	03/17/2026 2100
1299758	Westmoreland	2	4,643	03/13/2026 1822	03/16/2026 2345
1289089	Butler	2	4,561	03/14/2026 1548	03/17/2026 1949
1273816	Westmoreland	8	4,559	03/13/2026 1811	03/16/2026 2210
1300538	Westmoreland	19	4,539	03/13/2026 1946	03/16/2026 2325
1285960	Allegheny	1	4,531	03/14/2026 0829	03/17/2026 1200
1281750	Washington	9	4,529	03/13/2026 1941	03/16/2026 2310
1275744	Armstrong	11	4,520	03/13/2026 1806	03/16/2026 2126
1289722	Washington	12	4,505	03/13/2026 1607	03/16/2026 1912
1289309	Washington	6	4,505	03/14/2026 1619	03/17/2026 1924
1269862	Washington	4	4,500	03/13/2026 1400	03/16/2026 1700
1292185	Allegheny	16	4,498	03/13/2026 1758	03/16/2026 2056
1291216	Washington	1	4,494	03/14/2026 1621	03/17/2026 1915
1299224	Washington	7	4,493	03/13/2026 1827	03/16/2026 2120
1288475	Washington	6	4,488	03/13/2026 1638	03/16/2026 1926
1290850	Washington	1	4,485	03/13/2026 1755	03/16/2026 2040
1276783	Washington	22	4,482	03/13/2026 1903	03/16/2026 2145
1295543	Washington	2	4,464	03/13/2026 1859	03/16/2026 2123
1271928	Washington	3	4,462	03/13/2026 1344	03/16/2026 1606
1286964	Armstrong	2	4,448	03/14/2026 1052	03/17/2026 1300
1279475	Allegheny	48	4,439	03/13/2026 1726	03/16/2026 1925
1287389	Butler	6	4,429	03/14/2026 0805	03/17/2026 0954

FE PA Storm Report

Order #	Approximate Location (County)	Total Number of Customers Affected	Duration of the Outage (minutes)	Initial Date and Time of the Outage	Restoration Date and Time
1272764	Washington	3	4,421	03/13/2026 1744	03/16/2026 1925
1298912	Washington	11	4,421	03/13/2026 1744	03/16/2026 1925
1302019	Washington	3	4,420	03/14/2026 1050	03/17/2026 1230
1298022	Washington	2	4,419	03/13/2026 1255	03/16/2026 1434
1298451	Butler	7	4,413	03/13/2026 1759	03/16/2026 1932
1272079	Butler	6	4,411	03/13/2026 1709	03/16/2026 1840
1272904	Butler	10	4,409	03/13/2026 1749	03/16/2026 1918
1298263	Armstrong	3	4,404	03/13/2026 1844	03/16/2026 2008
1277102	Washington	1	4,389	03/13/2026 1909	03/16/2026 2018
1299323	Westmoreland	42	4,385	03/13/2026 1817	03/16/2026 1922
1295692	Butler	1	4,382	03/13/2026 1652	03/16/2026 1754
1283570	Washington	1	4,382	03/13/2026 1937	03/16/2026 2039
1294692	Washington	3	4,381	03/13/2026 1831	03/16/2026 1932
1291793	Washington	16	4,369	03/13/2026 1806	03/16/2026 1855
1298685	Butler	2	4,367	03/13/2026 1654	03/16/2026 1741
1289371	Indiana	13	4,357	03/14/2026 1633	03/17/2026 1710
1291047	Westmoreland	3	4,356	03/14/2026 1947	03/17/2026 2023
1282029	Washington	2	4,356	03/13/2026 1916	03/16/2026 1952
1272124	Butler	13	4,348	03/13/2026 1712	03/16/2026 1740
1293424	Allegheny	1	4,345	03/15/2026 1505	03/18/2026 1530
1274046	Washington	1	4,341	03/13/2026 1815	03/16/2026 1836
1271884	Butler	18	4,338	03/13/2026 1723	03/16/2026 1741
1299310	Armstrong	16	4,336	03/13/2026 1919	03/16/2026 1935
1287340	Armstrong	28	4,336	03/13/2026 1919	03/16/2026 1935
1297349	Allegheny	4	4,330	03/13/2026 1920	03/16/2026 1930
1296662	Westmoreland	16	4,328	03/13/2026 1713	03/16/2026 1721
1283980	Washington	2	4,324	03/13/2026 1735	03/16/2026 1739
1295607	Washington	22	4,324	03/13/2026 1603	03/16/2026 1607
1283926	Washington	4	4,323	03/13/2026 2117	03/16/2026 2120
1287731	Washington	1	4,322	03/13/2026 1855	03/16/2026 1857
1290418	Westmoreland	1	4,321	03/13/2026 2004	03/16/2026 2005
1275285	Westmoreland	11	4,318	03/13/2026 1837	03/16/2026 1835
1297735	Washington	16	4,314	03/13/2026 1841	03/16/2026 1835
1298972	Washington	3	4,314	03/13/2026 1751	03/16/2026 1745
1286337	Butler	1	4,309	03/14/2026 0918	03/17/2026 0907
1290281	Armstrong	2	4,300	03/14/2026 1915	03/17/2026 1855

FE PA Storm Report

Order #	Approximate Location (County)	Total Number of Customers Affected	Duration of the Outage (minutes)	Initial Date and Time of the Outage	Restoration Date and Time
1296101	Westmoreland	2	4,295	03/13/2026 1750	03/16/2026 1725
1290658	Westmoreland	1	4,286	03/14/2026 1935	03/17/2026 1901
1272676	Washington	1	4,286	03/13/2026 1739	03/16/2026 1705
1298452	Butler	3	4,281	03/13/2026 1759	03/16/2026 1720
1275577	Westmoreland	27	4,278	03/13/2026 1842	03/16/2026 1800
1289789	Westmoreland	38	4,267	03/13/2026 1807	03/16/2026 1714
1282578	Washington	1	4,266	03/13/2026 2111	03/16/2026 2017
1283180	Westmoreland	1	4,266	03/13/2026 2202	03/16/2026 2108
1290502	Westmoreland	19	4,264	03/14/2026 1406	03/17/2026 1310
1273154	Washington	16	4,262	03/13/2026 1758	03/16/2026 1700
1292347	Butler	1	4,260	03/15/2026 1202	03/18/2026 1102
1274607	Westmoreland	32	4,255	03/13/2026 1825	03/16/2026 1720
1291467	Westmoreland	9	4,253	03/13/2026 1817	03/16/2026 1710
1272304	Washington	9	4,252	03/13/2026 1448	03/16/2026 1340
1286508	Butler	127	4,249	03/13/2026 1759	03/16/2026 1648
1274829	Washington	1	4,245	03/13/2026 1829	03/16/2026 1714
1277198	Westmoreland	34	4,244	03/13/2026 1911	03/16/2026 1755
1290521	Westmoreland	3	4,242	03/14/2026 1518	03/17/2026 1400
1290208	Armstrong	28	4,238	03/13/2026 1807	03/16/2026 1645
1275716	Washington	1	4,236	03/13/2026 1844	03/16/2026 1720
1273684	Armstrong	11	4,235	03/13/2026 1810	03/16/2026 1645
1297232	Westmoreland	52	4,227	03/13/2026 1434	03/16/2026 1301
1291220	Westmoreland	107	4,227	03/13/2026 1434	03/16/2026 1301
1277690	Washington	1	4,222	03/13/2026 1919	03/16/2026 1741
1285671	Washington	1	4,217	03/13/2026 1800	03/16/2026 1617
1276354	Butler	17	4,214	03/13/2026 1856	03/16/2026 1710
1297998	Armstrong	19	4,204	03/13/2026 1806	03/16/2026 1610
1274451	Armstrong	1	4,200	03/13/2026 1905	03/16/2026 1705
1298311	Washington	11	4,199	03/13/2026 1842	03/16/2026 1641
1280099	Westmoreland	12	4,189	03/13/2026 1947	03/16/2026 1736
1273969	Westmoreland	10	4,187	03/13/2026 1814	03/16/2026 1601
1281089	Washington	1	4,185	03/13/2026 2006	03/16/2026 1751
1287279	Washington	2	4,183	03/13/2026 1715	03/16/2026 1458
1280656	Westmoreland	5	4,179	03/13/2026 1957	03/16/2026 1736
1273563	Westmoreland	2	4,172	03/13/2026 1806	03/16/2026 1538
1291275	Indiana	3	4,169	03/15/2026 1801	03/18/2026 1530

FE PA Storm Report

Order #	Approximate Location (County)	Total Number of Customers Affected	Duration of the Outage (minutes)	Initial Date and Time of the Outage	Restoration Date and Time
1290087	Washington	22	4,151	03/13/2026 1723	03/16/2026 1434
1279318	Indiana	62	4,151	03/13/2026 1937	03/16/2026 1648
1283108	Westmoreland	1	4,146	03/13/2026 2154	03/16/2026 1900
1281942	Westmoreland	4	4,143	03/13/2026 2033	03/16/2026 1736
1278398	Washington	4	4,134	03/13/2026 1927	03/16/2026 1621
1275540	Washington	4	4,130	03/13/2026 1841	03/16/2026 1531
1274974	Butler	32	4,124	03/13/2026 1831	03/16/2026 1515
1276370	Armstrong	4	4,124	03/13/2026 1856	03/16/2026 1540
1290869	Westmoreland	1	4,119	03/13/2026 2008	03/16/2026 1647
1284211	Armstrong	1	4,114	03/13/2026 1911	03/16/2026 1545
1292085	Westmoreland	4	4,111	03/13/2026 1957	03/16/2026 1628
1291080	Westmoreland	9	4,111	03/13/2026 1957	03/16/2026 1628
1297817	Allegheny	1	4,109	03/13/2026 1944	03/16/2026 1613
1298076	Butler	3	4,103	03/13/2026 1816	03/16/2026 1439
1274077	Butler	10	4,103	03/13/2026 1816	03/16/2026 1439
1287235	Allegheny	1	4,103	03/13/2026 1751	03/16/2026 1414
1273565	Westmoreland	11	4,102	03/13/2026 1808	03/16/2026 1430
1289356	Washington	29	4,101	03/13/2026 1914	03/16/2026 1535
1281916	Butler	8	4,097	03/13/2026 2031	03/16/2026 1648
1291172	Westmoreland	23	4,097	03/13/2026 1813	03/16/2026 1430
1273431	Westmoreland	6	4,092	03/13/2026 1805	03/16/2026 1417
1281548	Allegheny	5	4,083	03/13/2026 2021	03/16/2026 1624
1290190	Armstrong	14	4,080	03/13/2026 1807	03/16/2026 1407
1282462	Westmoreland	1	4,077	03/13/2026 2028	03/16/2026 1625
1288510	Washington	6	4,077	03/13/2026 1948	03/16/2026 1545
1273344	Washington	7	4,076	03/13/2026 1804	03/16/2026 1400
1272056	Washington	6	4,071	03/13/2026 1707	03/16/2026 1258
1272452	Butler	18	4,071	03/13/2026 1729	03/16/2026 1320
1298076	Butler	1	4,062	03/13/2026 1816	03/16/2026 1358
1285305	Westmoreland	2	4,056	03/13/2026 1754	03/16/2026 1330
1284173	Westmoreland	5	4,053	03/14/2026 0001	03/16/2026 1934
1290548	Westmoreland	6	4,053	03/13/2026 1930	03/16/2026 1503
1290199	Armstrong	9	4,047	03/13/2026 1807	03/16/2026 1334
1295957	Washington	3	4,044	03/13/2026 1745	03/16/2026 1309
1289460	Washington	16	4,035	03/13/2026 1715	03/16/2026 1230
1297748	Washington	12	4,032	03/13/2026 1638	03/16/2026 1150

FE PA Storm Report

Order #	Approximate Location (County)	Total Number of Customers Affected	Duration of the Outage (minutes)	Initial Date and Time of the Outage	Restoration Date and Time
1287417	Fayette	1	4,028	03/13/2026 1957	03/16/2026 1505
1271920	Washington	12	4,015	03/13/2026 1657	03/16/2026 1152
1274370	Washington	7	4,014	03/13/2026 1821	03/16/2026 1315
1284605	Greene	1	4,013	03/13/2026 1839	03/16/2026 1332
1290419	Washington	15	4,012	03/13/2026 1631	03/16/2026 1123
1273368	Westmoreland	53	4,010	03/13/2026 1804	03/16/2026 1254
1283095	Westmoreland	37	4,008	03/13/2026 1805	03/16/2026 1253
1295839	Westmoreland	1	3,996	03/13/2026 1928	03/16/2026 1404
1273741	Washington	4	3,992	03/13/2026 1810	03/16/2026 1242
1273193	Armstrong	95	3,991	03/13/2026 1759	03/16/2026 1230
1283629	Westmoreland	21	3,990	03/13/2026 1800	03/16/2026 1230
1274077	Butler	5	3,988	03/13/2026 1816	03/16/2026 1244
1290268	Westmoreland	6	3,980	03/13/2026 1947	03/16/2026 1407
1287705	Westmoreland	1	3,975	03/13/2026 1850	03/16/2026 1305
1291104	Butler	1	3,972	03/15/2026 0145	03/17/2026 1957
1282922	Westmoreland	1	3,969	03/13/2026 2146	03/16/2026 1555
1291038	Armstrong	1	3,966	03/13/2026 1810	03/16/2026 1216
1272159	Butler	31	3,965	03/13/2026 1715	03/16/2026 1120
1295853	Allegheny	128	3,961	03/13/2026 1903	03/16/2026 1304
1283098	Westmoreland	5	3,960	03/13/2026 1820	03/16/2026 1220
1275586	Westmoreland	1	3,959	03/13/2026 1842	03/16/2026 1241
1273303	Washington	25	3,954	03/13/2026 1803	03/16/2026 1157
1296943	Washington	142	3,946	03/13/2026 1654	03/16/2026 1040
1288984	Westmoreland	21	3,945	03/13/2026 1823	03/16/2026 1208
1273529	Armstrong	5	3,943	03/13/2026 1807	03/16/2026 1150
1283611	Armstrong	1	3,936	03/13/2026 1803	03/16/2026 1139
1276165	Armstrong	21	3,928	03/13/2026 1851	03/16/2026 1219
1284049	Armstrong	17	3,928	03/13/2026 1906	03/16/2026 1234
1274159	Washington	11	3,925	03/13/2026 1817	03/16/2026 1142
1273815	Armstrong	1	3,919	03/13/2026 1811	03/16/2026 1130
1291776	Washington	4	3,916	03/13/2026 1758	03/16/2026 1114
1288868	Allegheny	5	3,914	03/13/2026 1922	03/16/2026 1236
1276087	Washington	17	3,904	03/13/2026 1851	03/16/2026 1155
1281792	Armstrong	12	3,902	03/13/2026 1852	03/16/2026 1154
1282728	Armstrong	3	3,900	03/13/2026 1905	03/16/2026 1205
1279002	Westmoreland	2	3,894	03/13/2026 1901	03/16/2026 1155

FE PA Storm Report

Order #	Approximate Location (County)	Total Number of Customers Affected	Duration of the Outage (minutes)	Initial Date and Time of the Outage	Restoration Date and Time
1290756	Westmoreland	1	3,892	03/13/2026 1843	03/16/2026 1135
1277169	Allegheny	1	3,887	03/13/2026 1910	03/16/2026 1157
1278358	Westmoreland	1	3,886	03/13/2026 1926	03/16/2026 1212
1276826	Butler	3	3,886	03/13/2026 1904	03/16/2026 1150
1282464	Westmoreland	1	3,885	03/13/2026 2054	03/16/2026 1339
1295345	Westmoreland	1	3,884	03/13/2026 1829	03/16/2026 1113
1276197	Washington	22	3,882	03/13/2026 1853	03/16/2026 1135
1285643	Armstrong	76	3,878	03/13/2026 1759	03/16/2026 1037
1284251	Armstrong	1	3,873	03/13/2026 1759	03/16/2026 1032
1295827	Westmoreland	1	3,869	03/13/2026 2130	03/16/2026 1359
1293595	Westmoreland	2	3,869	03/13/2026 1918	03/16/2026 1147
1294316	Butler	17	3,865	03/14/2026 0126	03/16/2026 1751
1279300	Butler	7	3,852	03/13/2026 1826	03/16/2026 1038
1281748	Washington	12	3,843	03/13/2026 1927	03/16/2026 1130
1289189	Armstrong	74	3,836	03/13/2026 1925	03/16/2026 1121
1292387	Allegheny	7	3,833	03/13/2026 1820	03/16/2026 1013
1282562	Washington	6	3,832	03/13/2026 2109	03/16/2026 1301
1280814	Westmoreland	3	3,830	03/13/2026 2000	03/16/2026 1150
1280081	Washington	1	3,830	03/13/2026 1947	03/16/2026 1137
1284497	Washington	2	3,829	03/14/2026 0154	03/16/2026 1743
1274984	Armstrong	71	3,805	03/13/2026 1831	03/16/2026 0956
1288290	Washington	15	3,795	03/13/2026 1753	03/16/2026 0908
1278906	Westmoreland	1	3,788	03/13/2026 1930	03/16/2026 1038
1295544	Westmoreland	6	3,774	03/13/2026 1840	03/16/2026 0934
1279747	Fayette	6	3,763	03/13/2026 1942	03/16/2026 1025
1295773	Butler	105	3,746	03/13/2026 1752	03/16/2026 0818
1291314	Westmoreland	6	3,740	03/15/2026 0521	03/17/2026 1941
1281463	Westmoreland	1	3,740	03/13/2026 2019	03/16/2026 1039
1287961	Armstrong	1	3,694	03/14/2026 0006	03/16/2026 1340
1294626	Greene	1	3,689	03/13/2026 2021	03/16/2026 0950
1280484	Washington	14	3,669	03/13/2026 1752	03/16/2026 0701
1281304	Westmoreland	1	3,658	03/13/2026 2012	03/16/2026 0910
1298872	Washington	100	3,654	03/14/2026 0426	03/16/2026 1720
1291272	Westmoreland	3	3,618	03/15/2026 0430	03/17/2026 1648
1272875	Butler	1	3,611	03/13/2026 1749	03/16/2026 0600
1298280	Butler	43	3,603	03/14/2026 0214	03/16/2026 1417

FE PA Storm Report

Order #	Approximate Location (County)	Total Number of Customers Affected	Duration of the Outage (minutes)	Initial Date and Time of the Outage	Restoration Date and Time
1285312	Westmoreland	9	3,600	03/14/2026 0550	03/16/2026 1750
1280772	Washington	1	3,573	03/13/2026 1959	03/16/2026 0732
1296260	Indiana	70	3,572	03/13/2026 1828	03/16/2026 0600
1296187	Westmoreland	20	3,566	03/13/2026 1434	03/16/2026 0200
1291234	Westmoreland	1	3,552	03/13/2026 1434	03/16/2026 0146
1275095	Washington	1	3,537	03/13/2026 1833	03/16/2026 0530
1291816	Westmoreland	2	3,522	03/15/2026 0940	03/17/2026 2022
1285887	Washington	2	3,459	03/14/2026 0811	03/16/2026 1750
1286335	Westmoreland	1	3,442	03/14/2026 0917	03/16/2026 1839
1283996	Armstrong	4	3,396	03/13/2026 1759	03/16/2026 0235
1291271	Indiana	54	3,358	03/14/2026 0335	03/16/2026 1133
1287060	Westmoreland	1	3,357	03/14/2026 1108	03/16/2026 1905
1285889	Westmoreland	1	3,346	03/14/2026 0811	03/16/2026 1557
1285373	Washington	10	3,340	03/14/2026 0608	03/16/2026 1348
1291500	Westmoreland	9	3,326	03/15/2026 0729	03/17/2026 1455
1288048	Westmoreland	2	3,305	03/13/2026 1829	03/16/2026 0134
1291338	Westmoreland	2	3,303	03/13/2026 1809	03/16/2026 0112
1287522	Washington	1	3,292	03/14/2026 1208	03/16/2026 1900
1275112	Washington	1	3,267	03/13/2026 1833	03/16/2026 0100
1291724	Westmoreland	1	3,266	03/15/2026 0857	03/17/2026 1523
1296510	Washington	1	3,244	03/14/2026 0946	03/16/2026 1550
1296047	Butler	5	3,231	03/13/2026 1814	03/16/2026 0005
1273989	Westmoreland	14	3,211	03/13/2026 1814	03/15/2026 2345
1290248	Armstrong	28	3,207	03/13/2026 1813	03/15/2026 2340
1295289	Butler	11	3,201	03/13/2026 1404	03/15/2026 1925
1303654	Westmoreland	1	3,199	03/15/2026 1524	03/17/2026 2043
1296257	Westmoreland	2	3,194	03/14/2026 0801	03/16/2026 1315
1291162	Westmoreland	6	3,190	03/14/2026 1419	03/16/2026 1929
1295414	Westmoreland	65	3,175	03/13/2026 1805	03/15/2026 2300
1290515	Westmoreland	6	3,167	03/14/2026 1421	03/16/2026 1908
1285303	Armstrong	3	3,162	03/14/2026 0546	03/16/2026 1028
1280638	Westmoreland	7	3,159	03/13/2026 1956	03/16/2026 0035
1296949	Armstrong	1	3,150	03/16/2026 0850	03/18/2026 1320
1288515	Butler	21	3,121	03/14/2026 1419	03/16/2026 1820
1291980	Indiana	2	3,121	03/15/2026 1403	03/17/2026 1804
1295558	Washington	39	3,120	03/13/2026 1745	03/15/2026 2145

FE PA Storm Report

Order #	Approximate Location (County)	Total Number of Customers Affected	Duration of the Outage (minutes)	Initial Date and Time of the Outage	Restoration Date and Time
1289723	Washington	48	3,113	03/13/2026 1603	03/15/2026 1956
1291254	Washington	7	3,105	03/14/2026 1257	03/16/2026 1642
1272207	Armstrong	25	3,094	03/13/2026 1719	03/15/2026 2053
1289995	Washington	1	3,088	03/14/2026 1632	03/16/2026 2000
1295831	Armstrong	28	3,086	03/13/2026 1925	03/15/2026 2251
1294527	Washington	4	3,076	03/14/2026 1418	03/16/2026 1734
1283957	Westmoreland	3	3,075	03/13/2026 2338	03/16/2026 0253
1271498	Washington	10	3,073	03/13/2026 1617	03/15/2026 1930
1286023	Greene	4	3,063	03/13/2026 1354	03/15/2026 1657
1288491	Washington	9	3,057	03/14/2026 1418	03/16/2026 1715
1293694	Westmoreland	8	3,054	03/13/2026 1826	03/15/2026 2120
1297921	Westmoreland	2	3,053	03/14/2026 1314	03/16/2026 1607
1272775	Armstrong	71	3,051	03/13/2026 1745	03/15/2026 2036
1284856	Indiana	112	3,047	03/13/2026 1815	03/15/2026 2102
1298209	Westmoreland	6	3,046	03/14/2026 1120	03/16/2026 1406
1297061	Westmoreland	21	3,046	03/14/2026 1120	03/16/2026 1406
1271468	Greene	6	3,037	03/13/2026 1614	03/15/2026 1851
1273300	Armstrong	12	3,035	03/13/2026 1803	03/15/2026 2038
1293808	Washington	53	3,034	03/13/2026 1639	03/15/2026 1913
1280444	Washington	8	3,031	03/13/2026 1952	03/15/2026 2223
1283619	Armstrong	3	3,028	03/13/2026 1800	03/15/2026 2028
1293735	Westmoreland	1	3,026	03/13/2026 1817	03/15/2026 2043
1284901	Allegheny	61	3,025	03/13/2026 1754	03/15/2026 2019
1289091	Washington	42	3,022	03/13/2026 1730	03/15/2026 1952
1275914	Washington	29	3,020	03/13/2026 1848	03/15/2026 2108
1294836	Greene	9	3,018	03/13/2026 1527	03/15/2026 1745
1291504	Greene	4	3,016	03/13/2026 1527	03/15/2026 1743
1285696	Washington	1	3,009	03/14/2026 0736	03/16/2026 0945
1296914	Westmoreland	1	3,008	03/16/2026 0844	03/18/2026 1052
1290128	Westmoreland	4	3,008	03/13/2026 1916	03/15/2026 2124
1270332	Fayette	2	3,002	03/13/2026 1447	03/15/2026 1649
1286731	Westmoreland	3	3,001	03/14/2026 1019	03/16/2026 1220
1292509	Allegheny	23	3,000	03/13/2026 1903	03/15/2026 2103
1293720	Washington	29	2,998	03/13/2026 1412	03/15/2026 1610
1293721	Washington	2	2,998	03/13/2026 1412	03/15/2026 1610
1286303	Washington	1	2,997	03/14/2026 0912	03/16/2026 1109

FE PA Storm Report

Order #	Approximate Location (County)	Total Number of Customers Affected	Duration of the Outage (minutes)	Initial Date and Time of the Outage	Restoration Date and Time
1276549	Westmoreland	5	2,994	03/13/2026 1855	03/15/2026 2049
1290451	Butler	9	2,993	03/13/2026 1737	03/15/2026 1930
1293805	Washington	60	2,981	03/13/2026 1754	03/15/2026 1935
1289376	Armstrong	19	2,975	03/13/2026 1902	03/15/2026 2037
1273982	Westmoreland	63	2,974	03/13/2026 1814	03/15/2026 1948
1273227	Washington	4	2,973	03/13/2026 1800	03/15/2026 1933
1278519	Westmoreland	4	2,967	03/13/2026 1928	03/15/2026 2055
1284294	Armstrong	1	2,967	03/13/2026 1803	03/15/2026 1930
1287005	Westmoreland	2	2,965	03/13/2026 1859	03/15/2026 2024
1288665	Westmoreland	9	2,965	03/13/2026 1851	03/15/2026 2016
1276949	Armstrong	81	2,963	03/13/2026 1752	03/15/2026 1915
1272961	Armstrong	91	2,963	03/13/2026 1752	03/15/2026 1915
1286359	Westmoreland	11	2,963	03/13/2026 1853	03/15/2026 2016
1288416	Westmoreland	16	2,963	03/13/2026 1853	03/15/2026 2016
1289118	Westmoreland	39	2,963	03/13/2026 1853	03/15/2026 2016
1283649	Westmoreland	10	2,963	03/13/2026 1853	03/15/2026 2016
1276177	Westmoreland	122	2,963	03/13/2026 1853	03/15/2026 2016
1279077	Armstrong	214	2,963	03/13/2026 1752	03/15/2026 1915
1289102	Washington	6	2,962	03/13/2026 1730	03/15/2026 1852
1289031	Armstrong	1	2,961	03/13/2026 1819	03/15/2026 1940
1295358	Greene	1	2,960	03/13/2026 1742	03/15/2026 1902
1288080	Armstrong	1	2,959	03/13/2026 1808	03/15/2026 1927
1272095	Washington	19	2,958	03/13/2026 1710	03/15/2026 1828
1292164	Butler	5	2,956	03/15/2026 1117	03/17/2026 1233
1289182	Allegheny	245	2,956	03/13/2026 1726	03/15/2026 1842
1288682	Washington	6	2,954	03/14/2026 1438	03/16/2026 1552
1272196	Butler	34	2,952	03/13/2026 1718	03/15/2026 1830
1269566	Allegheny	15	2,951	03/13/2026 1319	03/15/2026 1430
1275462	Westmoreland	1	2,950	03/13/2026 1840	03/15/2026 1950
1292414	Westmoreland	34	2,944	03/13/2026 1209	03/15/2026 1313
1273279	Westmoreland	77	2,938	03/13/2026 1802	03/15/2026 1900
1279303	Greene	13	2,936	03/13/2026 1313	03/15/2026 1409
1290635	Westmoreland	2	2,928	03/13/2026 1908	03/15/2026 1956
1293751	Fayette	3	2,928	03/13/2026 1601	03/15/2026 1649
1279682	Allegheny	1	2,924	03/13/2026 1941	03/15/2026 2025
1274848	Westmoreland	2	2,923	03/13/2026 1829	03/15/2026 1912

FE PA Storm Report

Order #	Approximate Location (County)	Total Number of Customers Affected	Duration of the Outage (minutes)	Initial Date and Time of the Outage	Restoration Date and Time
1286984	Butler	25	2,921	03/13/2026 1904	03/15/2026 1945
1276583	Westmoreland	2	2,898	03/13/2026 1900	03/15/2026 1918
1278812	Allegheny	6	2,897	03/13/2026 1930	03/15/2026 1947
1274551	Armstrong	4	2,896	03/13/2026 1824	03/15/2026 1840
1276489	Washington	36	2,891	03/13/2026 1859	03/15/2026 1910
1272107	Greene	2	2,886	03/13/2026 1711	03/15/2026 1717
1291845	Westmoreland	5	2,881	03/13/2026 1103	03/15/2026 1104
1292075	Westmoreland	82	2,881	03/13/2026 1103	03/15/2026 1104
1274305	Westmoreland	5	2,880	03/13/2026 1820	03/15/2026 1820
1277342	Allegheny	4	2,878	03/13/2026 1912	03/15/2026 1910
1287619	Washington	5	2,878	03/14/2026 1225	03/16/2026 1223
1282148	Washington	35	2,878	03/13/2026 2037	03/15/2026 2035
1295479	Washington	5	2,877	03/13/2026 2038	03/15/2026 2035
1287229	Washington	33	2,870	03/13/2026 1715	03/15/2026 1705
1279250	Westmoreland	5	2,869	03/13/2026 1936	03/15/2026 1925
1286453	Westmoreland	6	2,868	03/13/2026 1900	03/15/2026 1848
1269971	Washington	1	2,867	03/13/2026 1413	03/15/2026 1400
1284907	Westmoreland	1	2,866	03/13/2026 1930	03/15/2026 1916
1271714	Westmoreland	2	2,865	03/13/2026 1637	03/15/2026 1622
1290980	Westmoreland	217	2,860	03/13/2026 1809	03/15/2026 1749
1272816	Washington	42	2,859	03/13/2026 1831	03/15/2026 1810
1282621	Westmoreland	60	2,858	03/13/2026 1958	03/15/2026 1936
1290713	Westmoreland	6	2,858	03/13/2026 1825	03/15/2026 1803
1273318	Armstrong	6	2,855	03/13/2026 1803	03/15/2026 1738
1273333	Armstrong	2	2,847	03/13/2026 1803	03/15/2026 1730
1276573	Washington	44	2,847	03/13/2026 1900	03/15/2026 1827
1269685	Fayette	14	2,840	03/13/2026 1335	03/15/2026 1255
1277034	Washington	2	2,839	03/13/2026 1908	03/15/2026 1827
1276521	Washington	21	2,834	03/13/2026 1859	03/15/2026 1813
1272920	Washington	17	2,831	03/13/2026 1750	03/15/2026 1701
1274948	Washington	5	2,830	03/13/2026 1831	03/15/2026 1741
1272632	Allegheny	170	2,829	03/13/2026 1736	03/15/2026 1645
1294109	Allegheny	337	2,829	03/13/2026 1809	03/15/2026 1718
1272073	Butler	55	2,827	03/13/2026 1708	03/15/2026 1615
1284563	Armstrong	17	2,826	03/13/2026 1759	03/15/2026 1705
1285119	Allegheny	365	2,824	03/13/2026 1756	03/15/2026 1700

FE PA Storm Report

Order #	Approximate Location (County)	Total Number of Customers Affected	Duration of the Outage (minutes)	Initial Date and Time of the Outage	Restoration Date and Time
1287715	Westmoreland	5	2,823	03/13/2026 1747	03/15/2026 1650
1290374	Washington	108	2,822	03/13/2026 1751	03/15/2026 1653
1280211	Westmoreland	30	2,821	03/13/2026 1949	03/15/2026 1850
1275419	Westmoreland	36	2,820	03/13/2026 1839	03/15/2026 1739
1292420	Butler	6	2,817	03/15/2026 1218	03/17/2026 1115
1269849	Greene	65	2,816	03/13/2026 1359	03/15/2026 1255
1282148	Washington	4	2,815	03/13/2026 2037	03/15/2026 1932
1274178	Washington	12	2,815	03/13/2026 1817	03/15/2026 1712
1284147	Allegheny	7	2,812	03/13/2026 1848	03/15/2026 1740
1290547	Armstrong	7	2,812	03/13/2026 1828	03/15/2026 1720
1275251	Allegheny	3	2,812	03/13/2026 1836	03/15/2026 1728
1284583	Allegheny	12	2,804	03/13/2026 1756	03/15/2026 1640
1272316	Washington	17	2,802	03/13/2026 1723	03/15/2026 1605
1284164	Washington	4	2,797	03/13/2026 1750	03/15/2026 1627
1290301	Washington	2	2,795	03/14/2026 1917	03/16/2026 1752
1290968	Armstrong	14	2,791	03/13/2026 1807	03/15/2026 1638
1272699	Armstrong	41	2,787	03/13/2026 1740	03/15/2026 1607
1289658	Butler	2	2,787	03/13/2026 1810	03/15/2026 1637
1275121	Allegheny	70	2,781	03/13/2026 1735	03/15/2026 1556
1289039	Washington	165	2,781	03/13/2026 1730	03/15/2026 1551
1270897	Washington	3	2,777	03/13/2026 1523	03/15/2026 1340
1274152	Washington	43	2,773	03/13/2026 1817	03/15/2026 1630
1290600	Westmoreland	1	2,772	03/13/2026 1726	03/15/2026 1538
1274337	Allegheny	4	2,770	03/13/2026 1820	03/15/2026 1630
1294128	Butler	118	2,770	03/13/2026 1825	03/15/2026 1635
1276213	Fayette	2	2,766	03/13/2026 1854	03/15/2026 1700
1269435	Washington	2	2,762	03/13/2026 1303	03/15/2026 1105
1282898	Butler	90	2,760	03/13/2026 1825	03/15/2026 1625
1290575	Washington	36	2,760	03/13/2026 1601	03/15/2026 1401
1282888	Armstrong	33	2,755	03/13/2026 1829	03/15/2026 1624
1274157	Westmoreland	136	2,754	03/13/2026 1817	03/15/2026 1611
1276235	Greene	1	2,746	03/13/2026 1854	03/15/2026 1640
1287178	Washington	32	2,744	03/13/2026 1700	03/15/2026 1444
1274723	Westmoreland	4	2,743	03/13/2026 1827	03/15/2026 1610
1296916	Westmoreland	39	2,729	03/14/2026 1120	03/16/2026 0849
1274109	Butler	46	2,728	03/13/2026 1816	03/15/2026 1544

FE PA Storm Report

Order #	Approximate Location (County)	Total Number of Customers Affected	Duration of the Outage (minutes)	Initial Date and Time of the Outage	Restoration Date and Time
1281947	Armstrong	4	2,725	03/13/2026 1808	03/15/2026 1533
1284744	Westmoreland	1	2,719	03/13/2026 1711	03/15/2026 1430
1284744	Westmoreland	60	2,719	03/13/2026 1711	03/15/2026 1430
1281520	Greene	1	2,718	03/13/2026 2021	03/15/2026 1739
1276291	Westmoreland	5	2,714	03/13/2026 1847	03/15/2026 1601
1287136	Westmoreland	13	2,708	03/14/2026 1132	03/16/2026 0840
1281483	Washington	3	2,701	03/13/2026 1608	03/15/2026 1309
1271401	Washington	21	2,701	03/13/2026 1608	03/15/2026 1309
1290430	Armstrong	7	2,700	03/14/2026 1937	03/16/2026 1637
1273918	Westmoreland	36	2,699	03/13/2026 1813	03/15/2026 1512
1290833	Washington	9	2,696	03/13/2026 1749	03/15/2026 1445
1284150	Westmoreland	3	2,693	03/14/2026 0005	03/15/2026 2058
1283524	Butler	5	2,693	03/13/2026 1752	03/15/2026 1445
1291035	Westmoreland	11	2,688	03/13/2026 1951	03/15/2026 1639
1275807	Washington	1	2,686	03/13/2026 1846	03/15/2026 1532
1299284	Allegheny	1	2,681	03/16/2026 1916	03/18/2026 1557
1276596	Westmoreland	6	2,680	03/13/2026 1900	03/15/2026 1540
1276163	Greene	9	2,672	03/13/2026 1853	03/15/2026 1525
1287185	Butler	102	2,670	03/13/2026 1746	03/15/2026 1416
1276443	Washington	9	2,665	03/13/2026 1858	03/15/2026 1523
1290989	Washington	14	2,663	03/13/2026 1700	03/15/2026 1323
1291321	Washington	42	2,663	03/13/2026 1700	03/15/2026 1323
1276980	Allegheny	6	2,659	03/13/2026 1907	03/15/2026 1526
1272307	Allegheny	20	2,657	03/13/2026 1723	03/15/2026 1340
1288599	Greene	1	2,656	03/13/2026 1926	03/15/2026 1542
1288994	Washington	1	2,651	03/14/2026 1536	03/16/2026 1147
1290631	Allegheny	5	2,649	03/13/2026 1814	03/15/2026 1423
1283247	Westmoreland	7	2,647	03/13/2026 2024	03/15/2026 1631
1289118	Westmoreland	41	2,647	03/13/2026 1853	03/15/2026 1500
1291100	Westmoreland	5	2,644	03/13/2026 1907	03/15/2026 1511
1283809	Armstrong	48	2,642	03/13/2026 2318	03/15/2026 1920
1288405	Washington	63	2,641	03/13/2026 1638	03/15/2026 1239
1292044	Washington	73	2,634	03/13/2026 1836	03/15/2026 1430
1277766	Westmoreland	14	2,633	03/13/2026 1920	03/15/2026 1513
1289947	Greene	6	2,631	03/13/2026 1433	03/15/2026 1024
1272424	Allegheny	17	2,630	03/13/2026 1728	03/15/2026 1318

FE PA Storm Report

Order #	Approximate Location (County)	Total Number of Customers Affected	Duration of the Outage (minutes)	Initial Date and Time of the Outage	Restoration Date and Time
1295746	Butler	4	2,627	03/15/2026 1749	03/17/2026 1336
1293900	Washington	2	2,626	03/13/2026 2223	03/15/2026 1809
1284320	Clinton	3	2,624	03/13/2026 1937	03/15/2026 1521
1284675	Washington	73	2,624	03/13/2026 1732	03/15/2026 1316
1283649	Westmoreland	9	2,620	03/13/2026 1853	03/15/2026 1433
1279843	Westmoreland	2	2,617	03/13/2026 1943	03/15/2026 1520
1291952	Armstrong	48	2,616	03/13/2026 1829	03/15/2026 1405
1280119	Westmoreland	3	2,612	03/13/2026 1947	03/15/2026 1519
1284652	Centre	10	2,608	03/13/2026 1919	03/15/2026 1447
1279067	Westmoreland	8	2,607	03/13/2026 1933	03/15/2026 1500
1290613	Westmoreland	67	2,605	03/13/2026 1419	03/15/2026 0944
1280124	Westmoreland	11	2,604	03/13/2026 1948	03/15/2026 1512
1276508	Fayette	4	2,601	03/13/2026 1859	03/15/2026 1420
1284034	Washington	55	2,601	03/13/2026 1843	03/15/2026 1404
1292500	Butler	72	2,601	03/13/2026 1806	03/15/2026 1327
1277345	Allegheny	11	2,599	03/13/2026 1742	03/15/2026 1301
1273677	Washington	2	2,595	03/13/2026 1810	03/15/2026 1325
1280763	Westmoreland	46	2,594	03/13/2026 1959	03/15/2026 1513
1271620	Washington	21	2,591	03/13/2026 1629	03/15/2026 1140
1272249	Butler	27	2,587	03/13/2026 1720	03/15/2026 1227
1279117	Washington	19	2,587	03/13/2026 1934	03/15/2026 1441
1290135	Armstrong	90	2,580	03/13/2026 1929	03/15/2026 1429
1273725	Washington	9	2,579	03/13/2026 1810	03/15/2026 1309
1282004	Fayette	1	2,577	03/13/2026 2033	03/15/2026 1530
1283408	Washington	3	2,574	03/13/2026 2226	03/15/2026 1720
1283649	Westmoreland	6	2,572	03/13/2026 1853	03/15/2026 1345
1284556	Armstrong	41	2,572	03/13/2026 1910	03/15/2026 1402
1283185	Washington	2	2,571	03/13/2026 2202	03/15/2026 1653
1281106	Westmoreland	82	2,566	03/13/2026 2007	03/15/2026 1453
1282209	Westmoreland	6	2,562	03/13/2026 2041	03/15/2026 1523
1282348	Greene	10	2,559	03/13/2026 2050	03/15/2026 1529
1280376	Butler	71	2,557	03/13/2026 1715	03/15/2026 1152
1292459	Butler	9	2,557	03/13/2026 1715	03/15/2026 1152
1277625	Butler	16	2,557	03/13/2026 1715	03/15/2026 1152
1291689	Washington	12	2,556	03/13/2026 1654	03/15/2026 1130
1290907	Westmoreland	2	2,556	03/13/2026 2047	03/15/2026 1523

FE PA Storm Report

Order #	Approximate Location (County)	Total Number of Customers Affected	Duration of the Outage (minutes)	Initial Date and Time of the Outage	Restoration Date and Time
1280776	Allegheny	4	2,554	03/13/2026 1959	03/15/2026 1433
1276288	Westmoreland	51	2,550	03/13/2026 1855	03/15/2026 1325
1291371	Westmoreland	6	2,550	03/13/2026 1855	03/15/2026 1325
1294087	Butler	11	2,547	03/15/2026 1648	03/17/2026 1115
1281459	Westmoreland	1	2,546	03/13/2026 2019	03/15/2026 1445
1277980	Westmoreland	3	2,544	03/13/2026 1923	03/15/2026 1347
1276042	Allegheny	19	2,543	03/13/2026 1850	03/15/2026 1313
1289174	Butler	2	2,541	03/14/2026 1554	03/16/2026 1015
1280829	Westmoreland	7	2,541	03/13/2026 2001	03/15/2026 1422
1279924	Fayette	3	2,539	03/13/2026 1736	03/15/2026 1155
1282590	Washington	5	2,538	03/13/2026 1905	03/15/2026 1323
1277216	Fayette	1	2,534	03/13/2026 1911	03/15/2026 1325
1283193	Allegheny	15	2,534	03/13/2026 1905	03/15/2026 1319
1282167	Westmoreland	1	2,532	03/13/2026 2038	03/15/2026 1450
1275445	Washington	82	2,529	03/13/2026 1840	03/15/2026 1249
1300049	Westmoreland	1	2,527	03/16/2026 2108	03/18/2026 1515
1278423	Westmoreland	2	2,527	03/13/2026 1927	03/15/2026 1334
1280883	Westmoreland	10	2,525	03/13/2026 1854	03/15/2026 1259
1276438	Westmoreland	31	2,517	03/13/2026 1858	03/15/2026 1255
1290715	Westmoreland	54	2,515	03/13/2026 1827	03/15/2026 1222
1279680	Westmoreland	10	2,514	03/13/2026 1941	03/15/2026 1335
1283090	Westmoreland	3	2,514	03/13/2026 2153	03/15/2026 1547
1293742	Westmoreland	1	2,513	03/13/2026 2208	03/15/2026 1601
1274294	Butler	8	2,512	03/13/2026 1820	03/15/2026 1212
1282600	Fayette	5	2,510	03/13/2026 2114	03/15/2026 1504
1280128	Washington	5	2,510	03/13/2026 1948	03/15/2026 1338
1285802	Washington	53	2,509	03/13/2026 1745	03/15/2026 1134
1280555	Westmoreland	20	2,509	03/13/2026 1954	03/15/2026 1343
1290638	Allegheny	52	2,507	03/13/2026 1820	03/15/2026 1207
1294432	Washington	1	2,505	03/14/2026 0235	03/15/2026 2020
1284317	Butler	100	2,502	03/13/2026 1813	03/15/2026 1155
1271994	Washington	7	2,498	03/13/2026 1702	03/15/2026 1040
1275962	Greene	11	2,496	03/13/2026 1849	03/15/2026 1225
1276339	Washington	18	2,490	03/13/2026 1856	03/15/2026 1226
1292007	Allegheny	36	2,488	03/13/2026 1848	03/15/2026 1216
1275248	Westmoreland	55	2,486	03/13/2026 1836	03/15/2026 1202

FE PA Storm Report

Order #	Approximate Location (County)	Total Number of Customers Affected	Duration of the Outage (minutes)	Initial Date and Time of the Outage	Restoration Date and Time
1290636	Allegheny	330	2,478	03/13/2026 1820	03/15/2026 1138
1277601	Westmoreland	1	2,477	03/13/2026 1917	03/15/2026 1234
1292000	Armstrong	74	2,474	03/13/2026 1808	03/15/2026 1122
1275031	Westmoreland	35	2,473	03/13/2026 1847	03/15/2026 1200
1292412	Westmoreland	99	2,473	03/13/2026 1847	03/15/2026 1200
1292252	Washington	73	2,471	03/13/2026 1958	03/15/2026 1309
1281226	Westmoreland	10	2,471	03/13/2026 1929	03/15/2026 1240
1291915	Westmoreland	155	2,467	03/13/2026 1817	03/15/2026 1124
1284429	Westmoreland	1	2,466	03/14/2026 0137	03/15/2026 1843
1280750	Westmoreland	8	2,461	03/13/2026 1959	03/15/2026 1300
1276975	Fayette	7	2,461	03/13/2026 1907	03/15/2026 1208
1288107	Westmoreland	16	2,452	03/13/2026 1933	03/15/2026 1225
1282632	Westmoreland	3	2,450	03/13/2026 1924	03/15/2026 1214
1289412	Armstrong	7	2,447	03/14/2026 0114	03/15/2026 1801
1274825	Westmoreland	22	2,446	03/13/2026 1828	03/15/2026 1114
1284631	Washington	8	2,445	03/13/2026 1923	03/15/2026 1208
1282212	Armstrong	23	2,444	03/13/2026 2041	03/15/2026 1325
1274309	Greene	11	2,444	03/13/2026 1820	03/15/2026 1104
1279889	Westmoreland	6	2,441	03/13/2026 1944	03/15/2026 1225
1290126	Westmoreland	11	2,440	03/14/2026 1849	03/16/2026 1129
1282419	Westmoreland	18	2,439	03/13/2026 1906	03/15/2026 1145
1292455	Westmoreland	31	2,436	03/13/2026 1954	03/15/2026 1230
1279046	Westmoreland	14	2,435	03/13/2026 1933	03/15/2026 1208
1292055	Westmoreland	4	2,433	03/13/2026 1946	03/15/2026 1219
1290701	Washington	14	2,432	03/13/2026 1816	03/15/2026 1048
1286772	Westmoreland	17	2,417	03/13/2026 1936	03/15/2026 1153
1290603	Washington	46	2,407	03/13/2026 1806	03/15/2026 1013
1278896	Allegheny	1	2,406	03/13/2026 1931	03/15/2026 1137
1274662	Westmoreland	11	2,405	03/13/2026 1826	03/15/2026 1031
1280862	Washington	5	2,404	03/13/2026 2001	03/15/2026 1205
1290714	Westmoreland	15	2,402	03/13/2026 1825	03/15/2026 1027
1280375	Westmoreland	7	2,400	03/13/2026 1951	03/15/2026 1151
1280019	Fayette	11	2,399	03/13/2026 1946	03/15/2026 1145
1290687	Washington	43	2,393	03/13/2026 1654	03/15/2026 0847
1276856	Westmoreland	20	2,383	03/13/2026 1905	03/15/2026 1048
1281860	Washington	3	2,379	03/13/2026 2029	03/15/2026 1208

FE PA Storm Report

Order #	Approximate Location (County)	Total Number of Customers Affected	Duration of the Outage (minutes)	Initial Date and Time of the Outage	Restoration Date and Time
1284376	Butler	5	2,379	03/14/2026 0126	03/15/2026 1705
1285172	Westmoreland	3	2,367	03/14/2026 0514	03/15/2026 2041
1280329	Washington	14	2,366	03/13/2026 1854	03/15/2026 1020
1279896	Westmoreland	6	2,363	03/13/2026 1944	03/15/2026 1107
1280195	Westmoreland	16	2,362	03/13/2026 1949	03/15/2026 1111
1276340	Allegheny	36	2,360	03/13/2026 1856	03/15/2026 1016
1291912	Westmoreland	32	2,357	03/14/2026 2133	03/16/2026 1250
1286932	Washington	13	2,357	03/14/2026 1048	03/16/2026 0205
1274540	Washington	7	2,356	03/13/2026 1824	03/15/2026 0940
1277670	Allegheny	7	2,353	03/13/2026 1918	03/15/2026 1031
1292063	Butler	125	2,351	03/14/2026 0349	03/15/2026 1900
1277016	Westmoreland	18	2,348	03/13/2026 1908	03/15/2026 1016
1284027	Washington	4	2,347	03/14/2026 0000	03/15/2026 1507
1287440	Armstrong	301	2,345	03/13/2026 1805	03/15/2026 0910
1288830	Westmoreland	18	2,340	03/13/2026 1935	03/15/2026 1035
1277724	Westmoreland	10	2,336	03/13/2026 1919	03/15/2026 1015
1284629	Westmoreland	10	2,334	03/13/2026 2006	03/15/2026 1100
1290908	Westmoreland	9	2,328	03/13/2026 2314	03/15/2026 1402
1291706	Fayette	3	2,319	03/13/2026 1951	03/15/2026 1030
1290542	Washington	6	2,318	03/14/2026 2000	03/16/2026 1038
1277021	Washington	23	2,307	03/13/2026 1908	03/15/2026 0935
1277631	Armstrong	106	2,304	03/13/2026 1918	03/15/2026 0942
1287637	Armstrong	36	2,301	03/13/2026 1808	03/15/2026 0829
1282729	Washington	2	2,297	03/13/2026 2127	03/15/2026 1144
1300193	Westmoreland	1	2,297	03/16/2026 2118	03/18/2026 1135
1285412	Washington	3	2,294	03/14/2026 0620	03/15/2026 2034
1280525	Westmoreland	16	2,289	03/13/2026 1954	03/15/2026 1003
1283947	Armstrong	18	2,287	03/13/2026 1918	03/15/2026 0925
1276323	Westmoreland	39	2,282	03/13/2026 1855	03/15/2026 0857
1289683	Washington	88	2,279	03/13/2026 1917	03/15/2026 0916
1290404	Armstrong	4	2,279	03/14/2026 1931	03/16/2026 0930
1282320	Franklin	2	2,278	03/13/2026 2048	03/15/2026 1046
1277013	Washington	9	2,278	03/13/2026 1832	03/15/2026 0830
1275024	Washington	4	2,278	03/13/2026 1832	03/15/2026 0830
1280244	Fayette	2	2,277	03/13/2026 1950	03/15/2026 0947
1278668	Fayette	5	2,276	03/13/2026 1929	03/15/2026 0925

FE PA Storm Report

Order #	Approximate Location (County)	Total Number of Customers Affected	Duration of the Outage (minutes)	Initial Date and Time of the Outage	Restoration Date and Time
1284549	Westmoreland	9	2,274	03/14/2026 0205	03/15/2026 1559
1286425	Washington	1	2,273	03/14/2026 0932	03/15/2026 2325
1290993	Westmoreland	258	2,269	03/13/2026 1809	03/15/2026 0758
1282919	Centre	2	2,266	03/13/2026 2146	03/15/2026 1132
1282376	Fayette	1	2,252	03/13/2026 2052	03/15/2026 1024
1284166	Fayette	3	2,250	03/14/2026 0010	03/15/2026 1340
1284905	Butler	3	2,244	03/13/2026 1746	03/15/2026 0710
1279853	Allegheny	3	2,225	03/13/2026 1943	03/15/2026 0848
1272206	Butler	15	2,221	03/13/2026 1719	03/15/2026 0620
1298653	Allegheny	1	2,212	03/16/2026 1621	03/18/2026 0513
1290039	Washington	1	2,198	03/13/2026 1952	03/15/2026 0830
1285798	Allegheny	1	2,191	03/14/2026 0757	03/15/2026 2028
1290497	Westmoreland	13	2,189	03/13/2026 1434	03/15/2026 0303
1280985	Fayette	1	2,180	03/13/2026 2004	03/15/2026 0824
1292208	Fulton	2	2,177	03/14/2026 0100	03/15/2026 1317
1288858	Clarion	9	2,177	03/14/2026 0223	03/15/2026 1440
1273441	Westmoreland	433	2,162	03/13/2026 1434	03/15/2026 0236
1290813	Washington	5	2,146	03/14/2026 2144	03/16/2026 0930
1277937	Westmoreland	37	2,132	03/13/2026 1923	03/15/2026 0655
1291175	Westmoreland	50	2,119	03/13/2026 1811	03/15/2026 0530
1283952	Allegheny	5	2,099	03/13/2026 2336	03/15/2026 1035
1277796	Butler	28	2,099	03/13/2026 1906	03/15/2026 0605
1284049	Armstrong	7	2,099	03/13/2026 1906	03/15/2026 0605
1296292	Indiana	17	2,080	03/16/2026 0414	03/17/2026 1454
1284881	Washington	7	2,067	03/14/2026 0343	03/15/2026 1410
1284627	Westmoreland	27	2,061	03/14/2026 0232	03/15/2026 1253
1284277	Fulton	8	2,058	03/14/2026 0100	03/15/2026 1118
1285484	Westmoreland	5	2,046	03/14/2026 0637	03/15/2026 1643
1275799	Butler	17	2,044	03/13/2026 1846	03/15/2026 0450
1284025	Butler	148	2,033	03/13/2026 2347	03/15/2026 0940
1285681	Westmoreland	7	2,025	03/14/2026 0732	03/15/2026 1717
1271049	Greene	8	2,001	03/13/2026 1534	03/15/2026 0055
1296291	Indiana	13	1,993	03/16/2026 0439	03/17/2026 1352
1272931	Washington	13	1,992	03/13/2026 1751	03/15/2026 0303
1286863	Washington	1	1,984	03/14/2026 1040	03/15/2026 1944
1276422	Allegheny	9	1,963	03/13/2026 1857	03/15/2026 0340

FE PA Storm Report

Order #	Approximate Location (County)	Total Number of Customers Affected	Duration of the Outage (minutes)	Initial Date and Time of the Outage	Restoration Date and Time
1291880	Washington	1	1,958	03/15/2026 1004	03/16/2026 1842
1272199	Butler	29	1,955	03/13/2026 1718	03/15/2026 0153
1297053	Butler	1	1,948	03/16/2026 0912	03/17/2026 1740
1286002	Westmoreland	2	1,937	03/14/2026 0839	03/15/2026 1656
1290994	Westmoreland	85	1,935	03/13/2026 1811	03/15/2026 0226
1292121	Washington	1	1,934	03/15/2026 1059	03/16/2026 1913
1290764	Washington	278	1,930	03/13/2026 1830	03/15/2026 0240
1270731	Butler	8	1,930	03/13/2026 1257	03/14/2026 2107
1289996	Butler	2	1,927	03/14/2026 1823	03/16/2026 0230
1286252	Allegheny	10	1,923	03/13/2026 2129	03/15/2026 0532
1275292	Butler	13	1,923	03/13/2026 1837	03/15/2026 0240
1292302	Washington	2	1,917	03/15/2026 1153	03/16/2026 1950
1291265	Indiana	8	1,901	03/15/2026 0405	03/16/2026 1146
1284889	Butler	45	1,892	03/13/2026 1716	03/15/2026 0048
1296140	Westmoreland	2	1,891	03/14/2026 1659	03/16/2026 0030
1280264	Westmoreland	9	1,874	03/13/2026 1950	03/15/2026 0304
1273822	Washington	19	1,863	03/13/2026 1812	03/15/2026 0115
1292003	Westmoreland	2	1,862	03/14/2026 0923	03/15/2026 1625
1273682	Armstrong	8	1,849	03/13/2026 1810	03/15/2026 0059
1292543	Westmoreland	8	1,844	03/15/2026 1238	03/16/2026 1922
1284710	Westmoreland	14	1,842	03/14/2026 0247	03/15/2026 0929
1298215	Allegheny	1	1,819	03/16/2026 1339	03/17/2026 1958
1273642	Westmoreland	59	1,818	03/13/2026 1812	03/15/2026 0030
1301998	Washington	1	1,811	03/16/2026 1249	03/17/2026 1900
1284477	Centre	1	1,802	03/13/2026 1923	03/15/2026 0125
1288443	Washington	2	1,795	03/13/2026 1418	03/14/2026 2013
1298389	Westmoreland	2	1,784	03/15/2026 0857	03/16/2026 1441
1280879	Westmoreland	15	1,783	03/13/2026 1857	03/15/2026 0040
1303504	Bedford	3	1,783	03/16/2026 1324	03/17/2026 1907
1291991	Washington	1	1,774	03/15/2026 1024	03/16/2026 1558
1288603	Westmoreland	10	1,771	03/13/2026 1926	03/15/2026 0057
1292183	Fayette	2	1,771	03/14/2026 0749	03/15/2026 1320
1285758	Fayette	1	1,771	03/14/2026 0749	03/15/2026 1320
1288631	Butler	1	1,770	03/14/2026 1430	03/15/2026 2000
1287798	Westmoreland	2	1,752	03/14/2026 1251	03/15/2026 1803
1285602	Franklin	1	1,751	03/14/2026 0714	03/15/2026 1225

FE PA Storm Report

Order #	Approximate Location (County)	Total Number of Customers Affected	Duration of the Outage (minutes)	Initial Date and Time of the Outage	Restoration Date and Time
1289336	Washington	13	1,751	03/14/2026 1624	03/15/2026 2135
1284814	Westmoreland	27	1,747	03/13/2026 1951	03/15/2026 0058
1287793	Westmoreland	2	1,734	03/14/2026 1249	03/15/2026 1743
1288261	Butler	2	1,729	03/14/2026 1351	03/15/2026 1840
1285676	Washington	1	1,729	03/14/2026 0731	03/15/2026 1220
1290918	Armstrong	17	1,727	03/13/2026 1825	03/14/2026 2312
1288084	Indiana	3	1,697	03/13/2026 1815	03/14/2026 2232
1275800	Washington	5	1,694	03/13/2026 1846	03/14/2026 2300
1272868	Washington	328	1,690	03/13/2026 1749	03/14/2026 2159
1289189	Armstrong	35	1,689	03/13/2026 1925	03/14/2026 2334
1272182	Butler	4	1,681	03/13/2026 1717	03/14/2026 2118
1274519	Allegheny	118	1,680	03/13/2026 1824	03/14/2026 2224
1298493	Indiana	1	1,676	03/16/2026 1516	03/17/2026 1912
1288458	Westmoreland	3	1,675	03/14/2026 1415	03/15/2026 1810
1272704	Washington	442	1,667	03/13/2026 1601	03/14/2026 1948
1304259	Allegheny	202	1,667	03/17/2026 0721	03/18/2026 1108
1296527	Washington	1	1,666	03/16/2026 0655	03/17/2026 1041
1291956	Greene	1	1,661	03/15/2026 1017	03/16/2026 1358
1271295	Washington	202	1,660	03/13/2026 1608	03/14/2026 1948
1272770	Washington	3	1,654	03/14/2026 0800	03/15/2026 1134
1290722	Butler	7	1,652	03/14/2026 1505	03/15/2026 1837
1286369	Westmoreland	31	1,642	03/14/2026 0923	03/15/2026 1245
1273826	Butler	229	1,642	03/13/2026 1559	03/14/2026 1921
1278146	Washington	259	1,642	03/13/2026 1917	03/14/2026 2239
1290075	Washington	131	1,637	03/13/2026 1631	03/14/2026 1948
1272024	Butler	21	1,636	03/13/2026 1704	03/14/2026 2020
1293164	Washington	1	1,633	03/15/2026 1419	03/16/2026 1732
1288496	Washington	6	1,632	03/14/2026 1418	03/15/2026 1730
1272866	Greene	36	1,628	03/13/2026 1525	03/14/2026 1833
1284168	Washington	22	1,625	03/13/2026 1750	03/14/2026 2055
1290074	Washington	230	1,621	03/13/2026 1631	03/14/2026 1932
1290583	Fayette	1	1,621	03/13/2026 1714	03/14/2026 2015
1292932	Washington	2	1,616	03/15/2026 1343	03/16/2026 1639
1290595	Westmoreland	33	1,615	03/13/2026 1719	03/14/2026 2014
1285437	Westmoreland	1	1,612	03/14/2026 0624	03/15/2026 0916
1275528	Westmoreland	5	1,608	03/13/2026 1841	03/14/2026 2129

FE PA Storm Report

Order #	Approximate Location (County)	Total Number of Customers Affected	Duration of the Outage (minutes)	Initial Date and Time of the Outage	Restoration Date and Time
1302922	Washington	1	1,603	03/16/2026 1127	03/17/2026 1410
1275678	Westmoreland	16	1,602	03/13/2026 1843	03/14/2026 2125
1284612	Washington	10	1,598	03/13/2026 1731	03/14/2026 2009
1279215	Allegheny	349	1,590	03/13/2026 1935	03/14/2026 2205
1271632	Butler	38	1,589	03/13/2026 1631	03/14/2026 1900
1290728	Washington	13	1,588	03/13/2026 1830	03/14/2026 2058
1290729	Washington	78	1,588	03/13/2026 1830	03/14/2026 2058
1295034	Allegheny	7	1,588	03/15/2026 1717	03/16/2026 1945
1273566	Armstrong	27	1,587	03/13/2026 1808	03/14/2026 2035
1273142	Allegheny	166	1,585	03/13/2026 1915	03/14/2026 2140
1274572	Westmoreland	174	1,584	03/13/2026 1827	03/14/2026 2051
1273607	Westmoreland	356	1,582	03/13/2026 1808	03/14/2026 2030
1289839	Fayette	5	1,581	03/13/2026 1714	03/14/2026 1935
1274929	Washington	98	1,580	03/13/2026 1830	03/14/2026 2050
1294026	Butler	1	1,580	03/15/2026 1532	03/16/2026 1752
1289951	Washington	23	1,568	03/13/2026 1724	03/14/2026 1932
1272638	Butler	28	1,568	03/13/2026 1737	03/14/2026 1945
1277714	Fayette	194	1,566	03/13/2026 1919	03/14/2026 2125
1273504	Washington	197	1,564	03/13/2026 1806	03/14/2026 2010
1281541	Greene	6	1,560	03/13/2026 2021	03/14/2026 2221
1292866	Washington	1	1,557	03/15/2026 1328	03/16/2026 1525
1290003	Washington	452	1,555	03/13/2026 1631	03/14/2026 1826
1284435	Indiana	8	1,552	03/13/2026 1843	03/14/2026 2035
1272639	Westmoreland	39	1,550	03/13/2026 1737	03/14/2026 1927
1294953	Washington	4	1,542	03/15/2026 1822	03/16/2026 2004
1289850	Washington	1	1,541	03/13/2026 1850	03/14/2026 2031
1293347	Westmoreland	4	1,538	03/15/2026 1454	03/16/2026 1632
1290020	Washington	208	1,534	03/13/2026 1836	03/14/2026 2010
1289035	Washington	82	1,532	03/13/2026 1806	03/14/2026 1938
1275881	Allegheny	24	1,531	03/13/2026 1847	03/14/2026 2018
1299771	Washington	3	1,530	03/16/2026 0955	03/17/2026 1125
1288487	Greene	13	1,526	03/13/2026 1659	03/14/2026 1825
1284626	Allegheny	6	1,524	03/14/2026 0231	03/15/2026 0355
1289853	Washington	7	1,523	03/13/2026 1850	03/14/2026 2013
1277045	Washington	6	1,522	03/13/2026 1908	03/14/2026 2030
1286343	Armstrong	2	1,520	03/14/2026 0919	03/15/2026 1039

FE PA Storm Report

Order #	Approximate Location (County)	Total Number of Customers Affected	Duration of the Outage (minutes)	Initial Date and Time of the Outage	Restoration Date and Time
1283569	Greene	3	1,519	03/13/2026 1841	03/14/2026 2000
1295830	Washington	12	1,519	03/15/2026 1201	03/16/2026 1320
1273121	Bedford	59	1,517	03/13/2026 1757	03/14/2026 1914
1280881	Westmoreland	10	1,516	03/13/2026 1908	03/14/2026 2024
1282856	Armstrong	26	1,516	03/13/2026 1828	03/14/2026 1944
1293435	Butler	17	1,514	03/15/2026 1507	03/16/2026 1621
1288417	Washington	67	1,511	03/13/2026 1654	03/14/2026 1805
1271319	Washington	89	1,509	03/13/2026 1603	03/14/2026 1712
1275837	Westmoreland	12	1,508	03/13/2026 1906	03/14/2026 2014
1277698	Greene	13	1,505	03/13/2026 1919	03/14/2026 2024
1271319	Washington	27	1,502	03/13/2026 1603	03/14/2026 1705
1273588	Westmoreland	1072	1,502	03/13/2026 1808	03/14/2026 1910
1272212	Greene	10	1,499	03/13/2026 1531	03/14/2026 1630
1274485	Westmoreland	36	1,497	03/13/2026 1823	03/14/2026 1920
1293069	Washington	2	1,496	03/15/2026 1352	03/16/2026 1448
1274301	Greene	33	1,495	03/13/2026 1820	03/14/2026 1915
1302069	Armstrong	2	1,493	03/17/2026 1047	03/18/2026 1140
1282146	Fayette	14	1,493	03/13/2026 2037	03/14/2026 2130
1289275	Westmoreland	11	1,492	03/13/2026 1810	03/14/2026 1902
1290421	Westmoreland	6	1,492	03/13/2026 1847	03/14/2026 1939
1301899	Allegheny	1	1,490	03/17/2026 1005	03/18/2026 1055
1272334	Washington	36	1,489	03/13/2026 1724	03/14/2026 1813
1278228	Westmoreland	14	1,489	03/13/2026 1926	03/14/2026 2015
1286494	Franklin	1	1,487	03/14/2026 0943	03/15/2026 1030
1289769	Washington	5	1,484	03/13/2026 1904	03/14/2026 1948
1284541	Butler	21	1,483	03/13/2026 1840	03/14/2026 1923
1286234	Butler	8	1,482	03/13/2026 1923	03/14/2026 2005
1272403	Greene	11	1,480	03/13/2026 1727	03/14/2026 1807
1284856	Indiana	557	1,480	03/13/2026 1815	03/14/2026 1855
1289680	Westmoreland	1	1,479	03/14/2026 1706	03/15/2026 1745
1272138	Washington	96	1,476	03/13/2026 1714	03/14/2026 1750
1303803	Fayette	70	1,475	03/17/2026 0115	03/18/2026 0150
1277337	Westmoreland	14	1,474	03/13/2026 1912	03/14/2026 1946
1273070	Washington	209	1,471	03/13/2026 1755	03/14/2026 1826
1282064	Armstrong	5	1,471	03/13/2026 2036	03/14/2026 2107
1287569	Washington	11	1,471	03/13/2026 1836	03/14/2026 1907

FE PA Storm Report

Order #	Approximate Location (County)	Total Number of Customers Affected	Duration of the Outage (minutes)	Initial Date and Time of the Outage	Restoration Date and Time
1276160	Westmoreland	16	1,470	03/13/2026 1853	03/14/2026 1923
1275542	Washington	16	1,470	03/13/2026 1841	03/14/2026 1911
1287475	Allegheny	243	1,468	03/13/2026 1929	03/14/2026 1957
1287585	Franklin	3	1,467	03/13/2026 1528	03/14/2026 1555
1284755	Centre	5	1,465	03/13/2026 1945	03/14/2026 2010
1287407	Washington	5	1,465	03/13/2026 1835	03/14/2026 1900
1280933	Westmoreland	57	1,464	03/13/2026 2003	03/14/2026 2027
1291570	Allegheny	70	1,464	03/14/2026 0923	03/15/2026 0947
1273328	Westmoreland	153	1,464	03/13/2026 1803	03/14/2026 1827
1274334	Washington	90	1,460	03/13/2026 1820	03/14/2026 1840
1278219	Clinton	317	1,457	03/13/2026 1925	03/14/2026 1942
1289832	Westmoreland	1	1,456	03/13/2026 1825	03/14/2026 1841
1279977	Westmoreland	36	1,455	03/13/2026 1945	03/14/2026 2000
1284377	Armstrong	104	1,455	03/13/2026 1842	03/14/2026 1857
1298873	Washington	37	1,455	03/15/2026 1655	03/16/2026 1710
1287682	Franklin	1	1,453	03/14/2026 1237	03/15/2026 1250
1299306	Washington	29	1,453	03/16/2026 0520	03/17/2026 0533
1290131	Armstrong	20	1,450	03/13/2026 1847	03/14/2026 1857
1276981	Westmoreland	13	1,449	03/13/2026 1907	03/14/2026 1916
1277939	Westmoreland	17	1,447	03/13/2026 1923	03/14/2026 1930
1289688	Westmoreland	63	1,447	03/13/2026 1828	03/14/2026 1835
1274795	Westmoreland	96	1,446	03/13/2026 1828	03/14/2026 1834
1279687	Westmoreland	13	1,445	03/13/2026 1941	03/14/2026 1946
1276541	Butler	323	1,444	03/13/2026 1900	03/14/2026 1904
1289388	Fayette	1	1,442	03/13/2026 1853	03/14/2026 1855
1290080	Westmoreland	76	1,437	03/13/2026 2008	03/14/2026 2005
1281194	Westmoreland	77	1,437	03/13/2026 2008	03/14/2026 2005
1274724	Allegheny	18	1,437	03/13/2026 1827	03/14/2026 1824
1278069	Westmoreland	28	1,436	03/13/2026 1924	03/14/2026 1920
1295693	Washington	12	1,435	03/15/2026 1655	03/16/2026 1650
1286738	Franklin	1	1,431	03/14/2026 1019	03/15/2026 1010
1276792	Washington	31	1,431	03/13/2026 1904	03/14/2026 1855
1289330	Westmoreland	3	1,430	03/14/2026 1622	03/15/2026 1612
1282639	Westmoreland	56	1,430	03/13/2026 1825	03/14/2026 1815
1274688	Westmoreland	7	1,429	03/13/2026 1827	03/14/2026 1816
1289400	Allegheny	3	1,427	03/14/2026 1639	03/15/2026 1626

Order #	Approximate Location (County)	Total Number of Customers Affected	Duration of the Outage (minutes)	Initial Date and Time of the Outage	Restoration Date and Time
1288534	Westmoreland	6	1,427	03/13/2026 1951	03/14/2026 1938
1281007	Westmoreland	3	1,426	03/13/2026 2004	03/14/2026 1950
1278137	Centre	1	1,425	03/13/2026 1925	03/14/2026 1910
1289901	Westmoreland	15	1,423	03/13/2026 1842	03/14/2026 1825
1284250	Centre	4	1,423	03/13/2026 1958	03/14/2026 1941
1287163	Fayette	262	1,422	03/13/2026 1738	03/14/2026 1720
1289316	Westmoreland	114	1,421	03/13/2026 1848	03/14/2026 1829
1271107	Adams	1	1,417	03/13/2026 1542	03/14/2026 1519
1294336	Butler	27	1,416	03/15/2026 1715	03/16/2026 1651
1270103	Washington	20	1,415	03/13/2026 1317	03/14/2026 1252
1295630	Washington	3	1,415	03/15/2026 1719	03/16/2026 1654
1281358	Washington	97	1,414	03/13/2026 1932	03/14/2026 1906
1283794	Allegheny	77	1,409	03/13/2026 1816	03/14/2026 1745
1282795	Westmoreland	23	1,409	03/13/2026 1916	03/14/2026 1845
1280704	Westmoreland	82	1,408	03/13/2026 1958	03/14/2026 1926
1280077	Westmoreland	56	1,403	03/13/2026 1947	03/14/2026 1910
1273539	Armstrong	1084	1,402	03/13/2026 1807	03/14/2026 1729
1289743	Westmoreland	93	1,398	03/13/2026 1825	03/14/2026 1743
1280602	Allegheny	911	1,398	03/13/2026 1726	03/14/2026 1644
1276801	Fayette	9	1,398	03/13/2026 1904	03/14/2026 1822
1289718	Armstrong	9	1,397	03/13/2026 1803	03/14/2026 1720
1289462	Westmoreland	52	1,394	03/13/2026 1846	03/14/2026 1800
1286621	Butler	35	1,392	03/14/2026 1004	03/15/2026 0916
1294364	Washington	5	1,392	03/15/2026 1718	03/16/2026 1630
1288875	Westmoreland	523	1,391	03/13/2026 1814	03/14/2026 1725
1273441	Westmoreland	1248	1,389	03/13/2026 1434	03/14/2026 1343
1290982	Washington	7	1,388	03/14/2026 1318	03/15/2026 1226
1285834	Washington	7	1,383	03/14/2026 0802	03/15/2026 0705
1283203	Washington	22	1,383	03/13/2026 2205	03/14/2026 2108
1300459	Westmoreland	2	1,379	03/16/2026 2210	03/17/2026 2109
1288837	Washington	1	1,375	03/13/2026 1700	03/14/2026 1555
1281537	Westmoreland	29	1,374	03/13/2026 2021	03/14/2026 1915
1281395	Westmoreland	109	1,370	03/13/2026 2016	03/14/2026 1906
1277058	Washington	85	1,370	03/13/2026 1909	03/14/2026 1759
1289659	Butler	128	1,370	03/13/2026 1810	03/14/2026 1700
1295339	Westmoreland	9	1,368	03/15/2026 1700	03/16/2026 1548

FE PA Storm Report

Order #	Approximate Location (County)	Total Number of Customers Affected	Duration of the Outage (minutes)	Initial Date and Time of the Outage	Restoration Date and Time
1283704	Butler	144	1,365	03/13/2026 1810	03/14/2026 1655
1274651	Allegheny	69	1,364	03/13/2026 1826	03/14/2026 1710
1295139	Westmoreland	1	1,364	03/15/2026 1839	03/16/2026 1723
1276665	Washington	35	1,363	03/13/2026 1901	03/14/2026 1744
1289696	Westmoreland	49	1,361	03/13/2026 1905	03/14/2026 1746
1288819	Washington	28	1,359	03/13/2026 1736	03/14/2026 1615
1288960	Washington	42	1,357	03/13/2026 1743	03/14/2026 1620
1302297	Allegheny	1	1,356	03/17/2026 1124	03/18/2026 1000
1273082	Washington	97	1,355	03/13/2026 1756	03/14/2026 1631
1288691	Fayette	3	1,355	03/13/2026 1917	03/14/2026 1752
1276665	Washington	125	1,354	03/13/2026 1901	03/14/2026 1735
1280958	Fayette	3	1,352	03/13/2026 2003	03/14/2026 1835
1282269	Westmoreland	22	1,350	03/13/2026 2045	03/14/2026 1915
1294108	Fayette	6	1,350	03/15/2026 1650	03/16/2026 1520
1303622	Greene	1	1,349	03/16/2026 2037	03/17/2026 1906
1271631	Butler	805	1,349	03/13/2026 1631	03/14/2026 1500
1289825	Westmoreland	6	1,348	03/13/2026 2001	03/14/2026 1829
1289241	Westmoreland	62	1,348	03/13/2026 1856	03/14/2026 1724
1281206	Fayette	22	1,347	03/13/2026 2009	03/14/2026 1836
1275395	Fayette	6	1,346	03/13/2026 1654	03/14/2026 1520
1273063	Butler	44	1,344	03/13/2026 1751	03/14/2026 1615
1287706	Westmoreland	142	1,343	03/13/2026 1825	03/14/2026 1648
1299848	Greene	250	1,343	03/16/2026 2037	03/17/2026 1900
1282377	Westmoreland	61	1,341	03/13/2026 2009	03/14/2026 1830
1288792	Allegheny	70	1,341	03/13/2026 1735	03/14/2026 1556
1272625	Washington	71	1,340	03/13/2026 1737	03/14/2026 1557
1292612	Westmoreland	13	1,340	03/15/2026 1257	03/16/2026 1117
1288791	Allegheny	24	1,338	03/13/2026 1735	03/14/2026 1553
1277700	Allegheny	17	1,338	03/13/2026 1919	03/14/2026 1737
1287211	Washington	275	1,336	03/13/2026 1715	03/14/2026 1531
1290751	Westmoreland	1	1,335	03/14/2026 2123	03/15/2026 1938
1289317	Westmoreland	1	1,333	03/13/2026 1902	03/14/2026 1715
1280998	Fayette	8	1,332	03/13/2026 2004	03/14/2026 1816
1288210	Butler	59	1,332	03/13/2026 1759	03/14/2026 1611
1289747	Westmoreland	4	1,332	03/13/2026 1918	03/14/2026 1730
1283415	Butler	105	1,330	03/13/2026 1840	03/14/2026 1650

FE PA Storm Report

Order #	Approximate Location (County)	Total Number of Customers Affected	Duration of the Outage (minutes)	Initial Date and Time of the Outage	Restoration Date and Time
1272553	Washington	578	1,329	03/13/2026 1730	03/14/2026 1539
1289649	Westmoreland	4	1,328	03/14/2026 1702	03/15/2026 1510
1293088	Fayette	3	1,327	03/15/2026 1358	03/16/2026 1205
1288189	Washington	15	1,326	03/13/2026 1759	03/14/2026 1605
1281374	Westmoreland	126	1,325	03/13/2026 1846	03/14/2026 1651
1288995	Fulton	15	1,325	03/14/2026 1536	03/15/2026 1341
1294444	Westmoreland	2	1,324	03/15/2026 1728	03/16/2026 1532
1277288	Armstrong	4	1,322	03/13/2026 1912	03/14/2026 1714
1298900	Armstrong	12	1,322	03/16/2026 1738	03/17/2026 1540
1287781	Franklin	1	1,318	03/14/2026 1247	03/15/2026 1045
1295759	Washington	1	1,317	03/15/2026 2033	03/16/2026 1830
1287407	Washington	30	1,315	03/13/2026 1835	03/14/2026 1630
1292480	Westmoreland	24	1,315	03/14/2026 1420	03/15/2026 1215
1292481	Westmoreland	9	1,315	03/14/2026 1420	03/15/2026 1215
1276148	Allegheny	94	1,312	03/13/2026 1854	03/14/2026 1646
1281181	Westmoreland	205	1,311	03/13/2026 1827	03/14/2026 1618
1273506	Westmoreland	34	1,307	03/13/2026 1806	03/14/2026 1553
1284977	Westmoreland	330	1,306	03/13/2026 1842	03/14/2026 1628
1292445	Westmoreland	10	1,305	03/14/2026 1420	03/15/2026 1205
1286610	Westmoreland	426	1,303	03/13/2026 1848	03/14/2026 1631
1282377	Westmoreland	7	1,300	03/13/2026 2050	03/14/2026 1830
1276099	Westmoreland	66	1,299	03/13/2026 1851	03/14/2026 1630
1273023	Westmoreland	79	1,299	03/13/2026 1703	03/14/2026 1442
1288554	Butler	102	1,298	03/13/2026 1708	03/14/2026 1446
1276174	Fayette	12	1,295	03/13/2026 1853	03/14/2026 1628
1277609	Washington	580	1,295	03/13/2026 1913	03/14/2026 1648
1273185	Armstrong	26	1,294	03/13/2026 1759	03/14/2026 1533
1283821	Allegheny	124	1,294	03/13/2026 1927	03/14/2026 1701
1277609	Washington	92	1,294	03/13/2026 1913	03/14/2026 1647
1288477	Washington	6	1,290	03/13/2026 1740	03/14/2026 1510
1298304	Westmoreland	13	1,288	03/16/2026 1416	03/17/2026 1144
1288357	Washington	60	1,287	03/13/2026 1638	03/14/2026 1405
1295504	Washington	245	1,286	03/15/2026 1742	03/16/2026 1508
1294211	Washington	14	1,286	03/15/2026 1704	03/16/2026 1430
1283522	Washington	201	1,286	03/13/2026 1922	03/14/2026 1648
1276725	Armstrong	10	1,283	03/13/2026 1902	03/14/2026 1625

FE PA Storm Report

Order #	Approximate Location (County)	Total Number of Customers Affected	Duration of the Outage (minutes)	Initial Date and Time of the Outage	Restoration Date and Time
1271720	Washington	506	1,282	03/13/2026 1638	03/14/2026 1400
1297211	Washington	1	1,280	03/16/2026 0947	03/17/2026 0707
1287857	Fayette	4	1,279	03/14/2026 1258	03/15/2026 1017
1277725	Fayette	7	1,278	03/13/2026 1919	03/14/2026 1637
1277692	Westmoreland	199	1,277	03/13/2026 1919	03/14/2026 1636
1287689	Fayette	18	1,276	03/13/2026 2000	03/14/2026 1716
1275825	Westmoreland	67	1,276	03/13/2026 1846	03/14/2026 1602
1298788	Westmoreland	1	1,272	03/16/2026 1638	03/17/2026 1350
1275727	Westmoreland	24	1,271	03/13/2026 1844	03/14/2026 1555
1298524	Washington	3	1,269	03/16/2026 1531	03/17/2026 1240
1276500	Westmoreland	28	1,264	03/13/2026 1823	03/14/2026 1527
1272312	Washington	902	1,264	03/13/2026 1654	03/14/2026 1358
1294199	Armstrong	14	1,263	03/15/2026 1703	03/16/2026 1406
1286489	Washington	80	1,263	03/13/2026 1945	03/14/2026 1648
1276363	Westmoreland	22	1,262	03/13/2026 1856	03/14/2026 1558
1282561	Butler	32	1,261	03/13/2026 1829	03/14/2026 1530
1288714	Westmoreland	53	1,257	03/13/2026 1921	03/14/2026 1618
1274255	Armstrong	10	1,256	03/13/2026 1819	03/14/2026 1515
1300280	Washington	2	1,254	03/16/2026 2126	03/17/2026 1820
1277717	Centre	20	1,252	03/13/2026 1919	03/14/2026 1611
1287973	Fayette	2	1,251	03/13/2026 1614	03/14/2026 1305
1287001	Westmoreland	1	1,248	03/14/2026 1057	03/15/2026 0745
1271946	Greene	56	1,247	03/13/2026 1659	03/14/2026 1346
1288416	Westmoreland	71	1,247	03/13/2026 1853	03/14/2026 1540
1286691	Fayette	12	1,245	03/13/2026 1953	03/14/2026 1638
1292258	Washington	4	1,245	03/15/2026 1142	03/16/2026 0827
1300766	Greene	562	1,244	03/16/2026 1956	03/17/2026 1640
1287008	Fayette	1	1,237	03/14/2026 1058	03/15/2026 0735
1289509	Fayette	143	1,236	03/13/2026 1847	03/14/2026 1523
1281694	Bedford	118	1,234	03/13/2026 2026	03/14/2026 1700
1276756	Fayette	379	1,233	03/13/2026 1614	03/14/2026 1247
1289824	Franklin	4	1,233	03/13/2026 2147	03/14/2026 1820
1284125	Washington	52	1,233	03/13/2026 1735	03/14/2026 1408
1278366	Westmoreland	144	1,232	03/13/2026 1816	03/14/2026 1448
1283734	Armstrong	19	1,229	03/13/2026 1907	03/14/2026 1536
1275422	Washington	73	1,229	03/13/2026 1839	03/14/2026 1508

FE PA Storm Report

Order #	Approximate Location (County)	Total Number of Customers Affected	Duration of the Outage (minutes)	Initial Date and Time of the Outage	Restoration Date and Time
1275015	Butler	154	1,227	03/13/2026 1832	03/14/2026 1459
1275544	Washington	65	1,226	03/13/2026 1841	03/14/2026 1507
1276034	Washington	277	1,225	03/13/2026 1850	03/14/2026 1515
1275847	Fayette	31	1,223	03/13/2026 1847	03/14/2026 1510
1282544	Westmoreland	98	1,221	03/13/2026 2109	03/14/2026 1730
1292269	Allegheny	284	1,220	03/15/2026 1150	03/16/2026 0810
1274106	Washington	32	1,219	03/13/2026 1816	03/14/2026 1435
1278700	Fayette	23	1,216	03/13/2026 1929	03/14/2026 1545
1279553	Westmoreland	22	1,214	03/13/2026 1940	03/14/2026 1554
1301229	Westmoreland	1	1,212	03/16/2026 1948	03/17/2026 1600
1287042	Westmoreland	241	1,211	03/13/2026 1828	03/14/2026 1439
1294018	Butler	28	1,210	03/15/2026 1640	03/16/2026 1250
1290744	Westmoreland	37	1,206	03/14/2026 2119	03/15/2026 1725
1274081	Westmoreland	2	1,206	03/13/2026 2302	03/14/2026 1908
1273118	Washington	20	1,201	03/13/2026 1757	03/14/2026 1358
1274834	Washington	2	1,201	03/13/2026 1829	03/14/2026 1430
1293499	Westmoreland	14	1,200	03/15/2026 1416	03/16/2026 1016
1281364	Greene	15	1,197	03/13/2026 2014	03/14/2026 1611
1284395	Westmoreland	8	1,195	03/13/2026 1843	03/14/2026 1438
1283217	Westmoreland	12	1,193	03/13/2026 2107	03/14/2026 1700
1277249	Westmoreland	26	1,192	03/13/2026 1911	03/14/2026 1503
1272946	Washington	118	1,191	03/13/2026 1751	03/14/2026 1342
1283485	Allegheny	10	1,190	03/13/2026 2235	03/14/2026 1825
1280834	Fayette	15	1,189	03/13/2026 2001	03/14/2026 1550
1296067	Armstrong	2	1,189	03/15/2026 1427	03/16/2026 1016
1288430	Westmoreland	52	1,187	03/13/2026 1800	03/14/2026 1347
1289252	Westmoreland	5	1,186	03/13/2026 2150	03/14/2026 1736
1280182	Butler	3	1,186	03/13/2026 1949	03/14/2026 1535
1288429	Westmoreland	139	1,185	03/13/2026 1800	03/14/2026 1345
1282737	Franklin	5	1,183	03/13/2026 2127	03/14/2026 1710
1271078	Franklin	7	1,178	03/13/2026 1538	03/14/2026 1116
1275822	Westmoreland	42	1,176	03/13/2026 1800	03/14/2026 1336
1303451	Westmoreland	1	1,175	03/17/2026 1740	03/18/2026 1315
1279256	Allegheny	749	1,175	03/13/2026 1936	03/14/2026 1511
1276084	Westmoreland	10	1,175	03/13/2026 1851	03/14/2026 1426
1279622	Fayette	19	1,172	03/13/2026 1941	03/14/2026 1513

FE PA Storm Report

Order #	Approximate Location (County)	Total Number of Customers Affected	Duration of the Outage (minutes)	Initial Date and Time of the Outage	Restoration Date and Time
1275922	Westmoreland	34	1,172	03/13/2026 1848	03/14/2026 1420
1300856	Franklin	32	1,171	03/16/2026 2029	03/17/2026 1600
1288248	Westmoreland	273	1,168	03/13/2026 1814	03/14/2026 1342
1277893	Allegheny	89	1,168	03/13/2026 1922	03/14/2026 1450
1288242	Washington	75	1,166	03/13/2026 1849	03/14/2026 1415
1279136	Centre	26	1,166	03/13/2026 1934	03/14/2026 1500
1290446	Washington	2	1,165	03/14/2026 1943	03/15/2026 1508
1284206	Westmoreland	87	1,162	03/13/2026 1935	03/14/2026 1457
1283554	Allegheny	588	1,161	03/13/2026 2248	03/14/2026 1809
1283994	Westmoreland	179	1,158	03/13/2026 1843	03/14/2026 1401
1281979	Armstrong	2	1,156	03/13/2026 1808	03/14/2026 1324
1290120	Westmoreland	10	1,155	03/14/2026 1848	03/15/2026 1403
1282716	Fayette	25	1,153	03/13/2026 2125	03/14/2026 1638
1287735	Westmoreland	8	1,152	03/13/2026 1854	03/14/2026 1406
1273555	Butler	218	1,150	03/13/2026 1807	03/14/2026 1317
1277834	Westmoreland	1	1,146	03/13/2026 1814	03/14/2026 1320
1291082	Allegheny	4	1,144	03/15/2026 0145	03/15/2026 2049
1277227	Westmoreland	36	1,141	03/13/2026 1911	03/14/2026 1412
1274837	Westmoreland	605	1,137	03/13/2026 1826	03/14/2026 1323
1278287	Westmoreland	71	1,134	03/13/2026 1926	03/14/2026 1420
1299118	Allegheny	4	1,130	03/16/2026 1828	03/17/2026 1318
1274550	Westmoreland	277	1,126	03/13/2026 1824	03/14/2026 1310
1278298	Greene	43	1,124	03/13/2026 1926	03/14/2026 1410
1281608	Bedford	695	1,117	03/13/2026 2023	03/14/2026 1500
1286523	Washington	34	1,117	03/13/2026 1626	03/14/2026 1103
1281669	Westmoreland	39	1,117	03/13/2026 2025	03/14/2026 1502
1287221	Allegheny	33	1,116	03/13/2026 1751	03/14/2026 1227
1281600	Bedford	253	1,112	03/13/2026 2023	03/14/2026 1455
1273194	Washington	223	1,111	03/13/2026 1759	03/14/2026 1230
1281582	Bedford	692	1,107	03/13/2026 2023	03/14/2026 1450
1288386	Washington	26	1,105	03/14/2026 0237	03/14/2026 2102
1277482	Westmoreland	32	1,105	03/13/2026 1915	03/14/2026 1340
1280373	Westmoreland	41	1,104	03/13/2026 1951	03/14/2026 1415
1279280	Westmoreland	848	1,104	03/13/2026 1813	03/14/2026 1237
1287561	Washington	3	1,102	03/14/2026 1903	03/15/2026 1325
1292852	Washington	83	1,102	03/14/2026 1903	03/15/2026 1325

FE PA Storm Report

Order #	Approximate Location (County)	Total Number of Customers Affected	Duration of the Outage (minutes)	Initial Date and Time of the Outage	Restoration Date and Time
1300889	Franklin	37	1,101	03/16/2026 1952	03/17/2026 1413
1272661	Fayette	169	1,099	03/13/2026 1921	03/14/2026 1340
1272927	Allegheny	209	1,096	03/13/2026 1751	03/14/2026 1207
1276833	Butler	124	1,093	03/13/2026 1904	03/14/2026 1317
1280380	Westmoreland	39	1,092	03/13/2026 1847	03/14/2026 1259
1293959	Westmoreland	1	1,092	03/15/2026 1629	03/16/2026 1041
1278702	Westmoreland	37	1,089	03/13/2026 1930	03/14/2026 1339
1272740	Fayette	147	1,086	03/13/2026 1742	03/14/2026 1148
1285768	Armstrong	90	1,085	03/13/2026 1758	03/14/2026 1203
1273145	Armstrong	382	1,085	03/13/2026 1758	03/14/2026 1203
1295343	Washington	4	1,081	03/15/2026 1712	03/16/2026 1113
1274087	Washington	34	1,079	03/13/2026 1816	03/14/2026 1215
1285398	Washington	70	1,077	03/13/2026 1808	03/14/2026 1205
1282983	Washington	824	1,076	03/13/2026 1700	03/14/2026 1056
1284584	Butler	12	1,068	03/14/2026 0517	03/14/2026 2305
1278994	Westmoreland	16	1,068	03/13/2026 1932	03/14/2026 1320
1294379	Butler	43	1,066	03/15/2026 1719	03/16/2026 1105
1287387	Westmoreland	16	1,066	03/13/2026 1853	03/14/2026 1239
1272942	Allegheny	680	1,065	03/13/2026 1751	03/14/2026 1136
1280212	Greene	26	1,065	03/13/2026 1947	03/14/2026 1332
1300919	Armstrong	2	1,064	03/17/2026 0126	03/17/2026 1910
1286284	Westmoreland	224	1,063	03/13/2026 1857	03/14/2026 1240
1284292	Franklin	4	1,061	03/14/2026 0104	03/14/2026 1845
1287593	Fayette	1	1,060	03/13/2026 1945	03/14/2026 1325
1294062	Westmoreland	1	1,060	03/15/2026 1646	03/16/2026 1026
1287416	Fayette	18	1,060	03/13/2026 1902	03/14/2026 1242
1282873	Westmoreland	236	1,058	03/13/2026 1858	03/14/2026 1236
1294313	Westmoreland	2	1,057	03/15/2026 1714	03/16/2026 1051
1276284	Washington	19	1,055	03/13/2026 1855	03/14/2026 1230
1273597	Butler	1062	1,055	03/13/2026 1808	03/14/2026 1143
1279109	Butler	28	1,049	03/13/2026 1746	03/14/2026 1115
1276505	Westmoreland	16	1,046	03/13/2026 1859	03/14/2026 1225
1303166	Centre	141	1,045	03/16/2026 2225	03/17/2026 1550
1299886	Washington	2	1,044	03/16/2026 2045	03/17/2026 1409
1295958	Butler	130	1,043	03/15/2026 1746	03/16/2026 1109
1285397	Washington	220	1,042	03/13/2026 1843	03/14/2026 1205

FE PA Storm Report

Order #	Approximate Location (County)	Total Number of Customers Affected	Duration of the Outage (minutes)	Initial Date and Time of the Outage	Restoration Date and Time
1282763	Fayette	27	1,040	03/13/2026 2130	03/14/2026 1450
1287875	Washington	17	1,035	03/13/2026 2114	03/14/2026 1429
1287338	Washington	34	1,032	03/13/2026 1835	03/14/2026 1147
1273698	Butler	61	1,030	03/13/2026 1810	03/14/2026 1120
1302840	Centre	42	1,028	03/16/2026 2225	03/17/2026 1533
1288973	Westmoreland	36	1,023	03/14/2026 1532	03/15/2026 0835
1294089	Washington	11	1,023	03/15/2026 1648	03/16/2026 0951
1284545	Westmoreland	127	1,016	03/13/2026 1937	03/14/2026 1233
1287650	Westmoreland	41	1,016	03/13/2026 1937	03/14/2026 1233
1273242	Westmoreland	223	1,013	03/13/2026 1800	03/14/2026 1053
1282915	Westmoreland	609	1,013	03/13/2026 1800	03/14/2026 1053
1277949	Westmoreland	154	1,009	03/13/2026 1923	03/14/2026 1212
1294954	Greene	13	1,004	03/15/2026 1822	03/16/2026 1106
1275815	Westmoreland	14	1,003	03/13/2026 1847	03/14/2026 1130
1287616	Fayette	1	999	03/14/2026 0136	03/14/2026 1815
1272762	Greene	31	999	03/13/2026 1744	03/14/2026 1023
1274792	Westmoreland	269	998	03/13/2026 1828	03/14/2026 1106
1280535	Westmoreland	22	996	03/13/2026 1954	03/14/2026 1230
1279981	Fayette	22	995	03/13/2026 1945	03/14/2026 1220
1294162	Westmoreland	3	991	03/15/2026 1657	03/16/2026 0928
1293665	Westmoreland	16	991	03/15/2026 1552	03/16/2026 0823
1273878	Westmoreland	9	988	03/13/2026 1832	03/14/2026 1100
1295464	Fayette	1	988	03/15/2026 1936	03/16/2026 1204
1277613	Washington	106	987	03/13/2026 1917	03/14/2026 1144
1290868	Washington	1	987	03/14/2026 2217	03/15/2026 1444
1295857	Armstrong	1	987	03/15/2026 2103	03/16/2026 1330
1283610	Centre	312	986	03/13/2026 1955	03/14/2026 1221
1294613	Washington	14	986	03/15/2026 1741	03/16/2026 1007
1289913	Westmoreland	12	986	03/14/2026 1742	03/15/2026 1008
1290903	Westmoreland	18	986	03/14/2026 1742	03/15/2026 1008
1284306	Butler	23	982	03/14/2026 0108	03/14/2026 1730
1299714	Butler	28	982	03/16/2026 1826	03/17/2026 1048
1295253	Westmoreland	1	981	03/15/2026 1851	03/16/2026 1112
1282330	Allegheny	33	978	03/13/2026 1927	03/14/2026 1145
1286992	Westmoreland	62	977	03/13/2026 1923	03/14/2026 1140
1282631	Washington	178	968	03/13/2026 1850	03/14/2026 1058

FE PA Storm Report

Order #	Approximate Location (County)	Total Number of Customers Affected	Duration of the Outage (minutes)	Initial Date and Time of the Outage	Restoration Date and Time
1272756	Butler	39	966	03/13/2026 1744	03/14/2026 0950
1284577	Fayette	59	964	03/14/2026 0209	03/14/2026 1813
1296711	Washington	5	960	03/15/2026 1930	03/16/2026 1130
1294704	Armstrong	11	957	03/15/2026 1748	03/16/2026 0945
1285791	Butler	7	956	03/13/2026 1759	03/14/2026 0955
1286907	Allegheny	375	952	03/13/2026 1824	03/14/2026 1016
1286359	Westmoreland	1	951	03/13/2026 1853	03/14/2026 1044
1299776	Armstrong	33	950	03/16/2026 2026	03/17/2026 1216
1280380	Westmoreland	13	950	03/13/2026 1847	03/14/2026 1037
1272788	Butler	11	949	03/13/2026 1746	03/14/2026 0935
1276751	Fayette	276	949	03/13/2026 1900	03/14/2026 1049
1277723	Armstrong	14	946	03/13/2026 1919	03/14/2026 1105
1272155	Washington	754	945	03/13/2026 1911	03/14/2026 1056
1271601	Washington	17	944	03/13/2026 1816	03/14/2026 1000
1300688	Westmoreland	1	943	03/16/2026 2043	03/17/2026 1226
1272797	Butler	1985	939	03/13/2026 1842	03/14/2026 1021
1286836	Armstrong	23	936	03/13/2026 1919	03/14/2026 1055
1276692	Fayette	539	928	03/13/2026 1957	03/14/2026 1125
1284706	Washington	19	925	03/14/2026 0247	03/14/2026 1812
1302596	Centre	63	925	03/16/2026 2225	03/17/2026 1350
1294369	McKean	1	922	03/15/2026 1718	03/16/2026 0840
1286906	Allegheny	81	918	03/13/2026 1824	03/14/2026 0942
1286908	Allegheny	194	918	03/13/2026 1824	03/14/2026 0942
1277436	Fayette	257	915	03/13/2026 1914	03/14/2026 1029
1275945	Westmoreland	21	912	03/13/2026 1848	03/14/2026 1000
1274535	Allegheny	397	911	03/13/2026 1824	03/14/2026 0935
1289205	Butler	15	905	03/14/2026 0502	03/14/2026 2007
1295293	Washington	1	904	03/15/2026 1859	03/16/2026 1003
1276659	Westmoreland	224	902	03/13/2026 1901	03/14/2026 1003
1281431	Westmoreland	113	899	03/13/2026 2017	03/14/2026 1116
1301064	Greene	12	896	03/16/2026 2051	03/17/2026 1147
1272911	Washington	931	894	03/13/2026 1750	03/14/2026 0844
1276159	Greene	2	887	03/13/2026 1853	03/14/2026 0940
1284325	Armstrong	22	886	03/14/2026 0114	03/14/2026 1600
1283846	Allegheny	22	879	03/13/2026 2321	03/14/2026 1400
1274187	Westmoreland	40	879	03/13/2026 1818	03/14/2026 0857

FE PA Storm Report

Order #	Approximate Location (County)	Total Number of Customers Affected	Duration of the Outage (minutes)	Initial Date and Time of the Outage	Restoration Date and Time
1276561	Westmoreland	762	878	03/13/2026 1900	03/14/2026 0938
1276219	Westmoreland	385	877	03/13/2026 1853	03/14/2026 0930
1279105	Westmoreland	252	874	03/13/2026 1934	03/14/2026 1008
1296706	Washington	1	873	03/15/2026 1930	03/16/2026 1003
1300562	Westmoreland	10	866	03/16/2026 2054	03/17/2026 1120
1280832	Bedford	1	862	03/13/2026 2001	03/14/2026 1023
1293396	Elk	2	856	03/15/2026 1459	03/16/2026 0515
1302204	Centre	6	855	03/16/2026 2225	03/17/2026 1240
1300173	Franklin	6	855	03/16/2026 2114	03/17/2026 1129
1272145	Fayette	6	851	03/13/2026 1714	03/14/2026 0725
1283223	Fulton	56	849	03/13/2026 2208	03/14/2026 1217
1295734	Fayette	1	841	03/15/2026 2027	03/16/2026 1028
1284520	Westmoreland	96	840	03/14/2026 0200	03/14/2026 1600
1299691	Butler	35	839	03/16/2026 2011	03/17/2026 1010
1297692	Westmoreland	3	839	03/16/2026 1131	03/17/2026 0130
1282616	Greene	24	836	03/13/2026 2115	03/14/2026 1111
1284434	Indiana	14	835	03/13/2026 1815	03/14/2026 0810
1276653	Butler	706	829	03/13/2026 1901	03/14/2026 0850
1296064	Fayette	2	829	03/15/2026 2330	03/16/2026 1319
1279739	Westmoreland	25	822	03/13/2026 1942	03/14/2026 0924
1284813	Armstrong	90	818	03/14/2026 0311	03/14/2026 1649
1279215	Allegheny	633	817	03/13/2026 1935	03/14/2026 0912
1295910	Elk	7	810	03/15/2026 2130	03/16/2026 1100
1286332	Centre	51	808	03/13/2026 1944	03/14/2026 0912
1296141	Fayette	8	800	03/16/2026 0023	03/16/2026 1343
1294398	Butler	2	796	03/15/2026 1725	03/16/2026 0641
1284554	Armstrong	5	796	03/13/2026 1808	03/14/2026 0724
1301690	Centre	312	794	03/16/2026 2201	03/17/2026 1115
1300595	Washington	46	792	03/16/2026 2248	03/17/2026 1200
1277622	Armstrong	17	788	03/13/2026 1917	03/14/2026 0825
1295377	Washington	2	784	03/15/2026 1918	03/16/2026 0822
1280685	Fayette	109	779	03/13/2026 1957	03/14/2026 0856
1284210	Washington	611	771	03/14/2026 0036	03/14/2026 1327
1294784	Clarion	1	770	03/15/2026 1756	03/16/2026 0646
1288485	Butler	55	765	03/14/2026 0248	03/14/2026 1533
1300670	Franklin	8	765	03/16/2026 2317	03/17/2026 1202

FE PA Storm Report

Order #	Approximate Location (County)	Total Number of Customers Affected	Duration of the Outage (minutes)	Initial Date and Time of the Outage	Restoration Date and Time
1295572	Westmoreland	1	760	03/15/2026 1722	03/16/2026 0602
1300514	Centre	6	755	03/16/2026 2225	03/17/2026 1100
1301019	Washington	2	755	03/16/2026 2156	03/17/2026 1031
1290082	Westmoreland	3	753	03/14/2026 0612	03/14/2026 1845
1290923	Westmoreland	1	750	03/14/2026 2308	03/15/2026 1138
1281341	Fayette	24	750	03/13/2026 2013	03/14/2026 0843
1273063	Butler	9	746	03/14/2026 0349	03/14/2026 1615
1298437	Westmoreland	2	745	03/16/2026 0226	03/16/2026 1451
1301646	Armstrong	10	732	03/16/2026 2149	03/17/2026 1001
1284586	Greene	20	728	03/14/2026 0214	03/14/2026 1422
1292673	Elk	9	727	03/15/2026 1307	03/16/2026 0114
1284408	Fayette	12	726	03/14/2026 0132	03/14/2026 1338
1301387	Greene	38	725	03/17/2026 0659	03/17/2026 1904
1285402	Washington	433	717	03/13/2026 1808	03/14/2026 0605
1285550	Washington	1680	715	03/13/2026 1921	03/14/2026 0716
1301147	Westmoreland	4	714	03/17/2026 0425	03/17/2026 1619
1272898	Butler	11	706	03/13/2026 1749	03/14/2026 0535
1301941	Washington	58	701	03/16/2026 2251	03/17/2026 1032
1273211	Washington	131	698	03/13/2026 1921	03/14/2026 0659
1287350	Clarion	21	691	03/14/2026 0011	03/14/2026 1142
1301999	Washington	2	689	03/17/2026 0821	03/17/2026 1950
1300473	Westmoreland	21	687	03/16/2026 2213	03/17/2026 0940
1302524	Greene	5	685	03/17/2026 0535	03/17/2026 1700
1301235	Fayette	2	684	03/17/2026 0536	03/17/2026 1700
1293606	Elk	3	684	03/15/2026 1541	03/16/2026 0305
1285993	McKean	2	683	03/14/2026 0357	03/14/2026 1520
1284714	Butler	320	682	03/14/2026 0248	03/14/2026 1410
1282601	Centre	1	679	03/13/2026 2114	03/14/2026 0833
1291619	Washington	26	679	03/15/2026 0822	03/15/2026 1941
1301454	Centre	1	677	03/16/2026 2333	03/17/2026 1050
1302730	Greene	4	675	03/17/2026 0535	03/17/2026 1650
1272310	Butler	35	672	03/13/2026 1723	03/14/2026 0435
1285749	Westmoreland	1	670	03/14/2026 0748	03/14/2026 1858
1285907	Fayette	2	662	03/14/2026 0816	03/14/2026 1918
1300792	Armstrong	21	660	03/16/2026 2149	03/17/2026 0849
1285481	Washington	29	654	03/14/2026 0636	03/14/2026 1730

FE PA Storm Report

Order #	Approximate Location (County)	Total Number of Customers Affected	Duration of the Outage (minutes)	Initial Date and Time of the Outage	Restoration Date and Time
1302584	Washington	16	652	03/17/2026 0838	03/17/2026 1930
1303091	Centre	1	647	03/17/2026 0723	03/17/2026 1810
1301446	Centre	2	647	03/17/2026 0723	03/17/2026 1810
1300510	Westmoreland	6	645	03/16/2026 2223	03/17/2026 0908
1296139	Westmoreland	1	644	03/16/2026 0021	03/16/2026 1105
1292418	Elk	12	643	03/15/2026 1217	03/15/2026 2300
1294239	Fayette	3	637	03/15/2026 0920	03/15/2026 1957
1287378	Clarion	4	631	03/14/2026 0234	03/14/2026 1305
1273293	Westmoreland	576	630	03/13/2026 1802	03/14/2026 0432
1296369	Westmoreland	5	630	03/16/2026 0516	03/16/2026 1546
1296911	Westmoreland	20	627	03/15/2026 2345	03/16/2026 1012
1303879	Westmoreland	6	623	03/18/2026 0401	03/18/2026 1424
1301711	Centre	27	623	03/17/2026 0312	03/17/2026 1335
1302575	Centre	9	623	03/17/2026 0312	03/17/2026 1335
1281013	Westmoreland	69	621	03/13/2026 2004	03/14/2026 0625
1296751	Washington	1	619	03/16/2026 0806	03/16/2026 1825
1272994	Washington	47	616	03/13/2026 1753	03/14/2026 0409
1300819	Franklin	14	614	03/17/2026 0035	03/17/2026 1049
1272169	Butler	68	614	03/13/2026 1716	03/14/2026 0330
1296092	Fayette	213	609	03/16/2026 0007	03/16/2026 1016
1284583	Allegheny	489	609	03/13/2026 1756	03/14/2026 0405
1290443	Washington	10	609	03/14/2026 1621	03/15/2026 0230
1273016	Allegheny	312	609	03/13/2026 1754	03/14/2026 0403
1291018	Westmoreland	2	603	03/15/2026 0032	03/15/2026 1035
1300954	Washington	2	603	03/17/2026 0138	03/17/2026 1141
1291040	Fayette	82	600	03/15/2026 0105	03/15/2026 1105
1292561	Cameron	24	593	03/15/2026 1242	03/15/2026 2235
1284353	Clarion	33	585	03/14/2026 0120	03/14/2026 1105
1302026	Allegheny	1	584	03/17/2026 1036	03/17/2026 2020
1285035	Allegheny	23	582	03/13/2026 1908	03/14/2026 0450
1302359	Armstrong	34	580	03/17/2026 1140	03/17/2026 2120
1294148	Allegheny	1	580	03/15/2026 1656	03/16/2026 0236
1301570	Westmoreland	2	575	03/17/2026 0825	03/17/2026 1800
1271906	Washington	262	574	03/13/2026 1656	03/14/2026 0230
1294694	Westmoreland	1	573	03/15/2026 1032	03/15/2026 2005
1284170	Clarion	66	571	03/14/2026 0011	03/14/2026 0942

FE PA Storm Report

Order #	Approximate Location (County)	Total Number of Customers Affected	Duration of the Outage (minutes)	Initial Date and Time of the Outage	Restoration Date and Time
1277203	Centre	4	569	03/13/2026 1911	03/14/2026 0440
1300955	Armstrong	43	567	03/16/2026 2040	03/17/2026 0607
1301111	Westmoreland	1	564	03/17/2026 0233	03/17/2026 1157
1269960	Washington	12	557	03/13/2026 1417	03/13/2026 2334
1294180	Elk	4	556	03/15/2026 1700	03/16/2026 0216
1292337	Elk	399	548	03/15/2026 1200	03/15/2026 2108
1292345	Elk	1412	548	03/15/2026 1200	03/15/2026 2108
1284741	Washington	1252	541	03/13/2026 1916	03/14/2026 0417
1303722	Bedford	11	538	03/17/2026 1722	03/18/2026 0220
1285118	Butler	8	534	03/14/2026 1012	03/14/2026 1906
1296233	Armstrong	49	532	03/16/2026 0148	03/16/2026 1040
1274104	Westmoreland	677	529	03/13/2026 1816	03/14/2026 0305
1272510	Washington	1831	527	03/13/2026 1731	03/14/2026 0218
1285250	Armstrong	572	522	03/13/2026 2249	03/14/2026 0731
1286895	Elk	1	521	03/14/2026 0318	03/14/2026 1159
1285788	Franklin	1	515	03/14/2026 0756	03/14/2026 1631
1300789	Centre	26	513	03/17/2026 0020	03/17/2026 0853
1296280	Cameron	2	512	03/16/2026 0341	03/16/2026 1213
1272550	Washington	112	512	03/13/2026 1811	03/14/2026 0243
1296227	Westmoreland	16	511	03/16/2026 0141	03/16/2026 1012
1271021	Washington	10	506	03/13/2026 1412	03/13/2026 2238
1292181	Armstrong	38	506	03/15/2026 1125	03/15/2026 1951
1293334	Westmoreland	14	501	03/15/2026 1059	03/15/2026 1920
1291177	Washington	168	501	03/15/2026 0216	03/15/2026 1037
1278789	Westmoreland	205	500	03/13/2026 1930	03/14/2026 0350
1285753	Westmoreland	27	496	03/14/2026 0852	03/14/2026 1708
1300737	Washington	1	488	03/16/2026 2342	03/17/2026 0750
1287401	Allegheny	24	484	03/14/2026 1156	03/14/2026 2000
1303431	Centre	1	480	03/17/2026 1515	03/17/2026 2315
1292217	Westmoreland	12	480	03/15/2026 1133	03/15/2026 1933
1297762	Allegheny	1	477	03/16/2026 1146	03/16/2026 1943
1296401	Allegheny	926	471	03/16/2026 0040	03/16/2026 0831
1286480	Armstrong	2	468	03/17/2026 0944	03/17/2026 1732
1300709	Centre	68	467	03/16/2026 2333	03/17/2026 0720
1294467	Armstrong	464	465	03/15/2026 1730	03/16/2026 0115
1287022	Cameron	17	463	03/14/2026 0503	03/14/2026 1246

FE PA Storm Report

Order #	Approximate Location (County)	Total Number of Customers Affected	Duration of the Outage (minutes)	Initial Date and Time of the Outage	Restoration Date and Time
1275430	Greene	113	463	03/13/2026 1839	03/14/2026 0222
1302126	Butler	3	462	03/17/2026 1046	03/17/2026 1828
1299000	Washington	6	458	03/16/2026 1128	03/16/2026 1906
1300992	Butler	257	457	03/16/2026 1910	03/17/2026 0247
1274012	Indiana	280	454	03/13/2026 1815	03/14/2026 0149
1278219	Clinton	510	453	03/14/2026 1209	03/14/2026 1942
1277514	Washington	1252	451	03/13/2026 1916	03/14/2026 0247
1284464	Indiana	1079	450	03/13/2026 1815	03/14/2026 0145
1279218	Westmoreland	292	445	03/13/2026 1935	03/14/2026 0300
1296228	Westmoreland	39	444	03/15/2026 1903	03/16/2026 0227
1284815	Elk	42	443	03/14/2026 0318	03/14/2026 1041
1303981	Butler	1	442	03/18/2026 0755	03/18/2026 1517
1273894	Butler	74	440	03/13/2026 1813	03/14/2026 0133
1290394	Washington	13	439	03/14/2026 1215	03/14/2026 1934
1296220	Westmoreland	28	438	03/16/2026 0118	03/16/2026 0836
1272598	Washington	482	438	03/13/2026 1735	03/14/2026 0053
1287979	Westmoreland	1	437	03/14/2026 1314	03/14/2026 2031
1301176	Westmoreland	3	437	03/17/2026 0453	03/17/2026 1210
1294914	McKean	39	436	03/15/2026 1612	03/15/2026 2328
1300976	Washington	2	436	03/16/2026 1844	03/17/2026 0200
1295801	Washington	10	435	03/15/2026 2035	03/16/2026 0350
1298011	Washington	1	435	03/16/2026 1244	03/16/2026 1959
1279952	Centre	5	434	03/13/2026 1941	03/14/2026 0255
1299259	Butler	41	434	03/16/2026 1910	03/17/2026 0224
1296786	Westmoreland	2	427	03/16/2026 0814	03/16/2026 1521
1284772	Elk	9	425	03/14/2026 0305	03/14/2026 1010
1297200	Greene	1	417	03/16/2026 0945	03/16/2026 1642
1284395	Westmoreland	89	417	03/13/2026 1843	03/14/2026 0140
1301318	Westmoreland	1	417	03/17/2026 0624	03/17/2026 1321
1292645	Fayette	1	416	03/15/2026 1303	03/15/2026 1959
1286756	Washington	32	415	03/14/2026 1024	03/14/2026 1719
1294970	Elk	19	410	03/15/2026 1342	03/15/2026 2032
1304163	Westmoreland	3	407	03/18/2026 0958	03/18/2026 1645
1302068	Greene	4	405	03/17/2026 0535	03/17/2026 1220
1275613	Armstrong	20	404	03/13/2026 1842	03/14/2026 0126
1275187	Washington	3	403	03/13/2026 1942	03/14/2026 0225

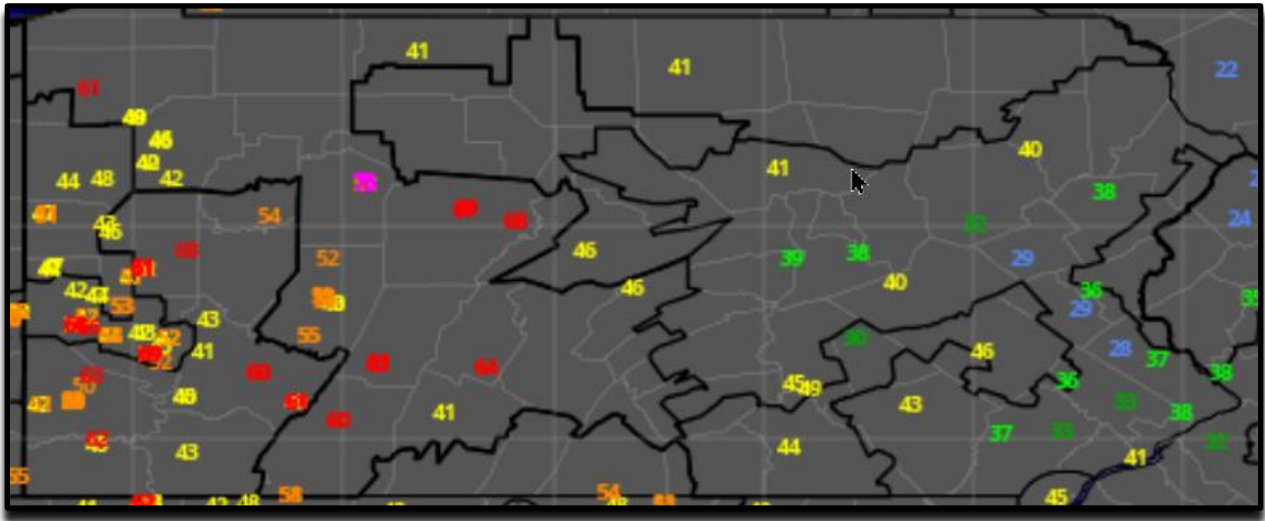
FE PA Storm Report

Order #	Approximate Location (County)	Total Number of Customers Affected	Duration of the Outage (minutes)	Initial Date and Time of the Outage	Restoration Date and Time
1273187	Armstrong	15	401	03/13/2026 1759	03/14/2026 0040
1291901	Armstrong	11	393	03/15/2026 1012	03/15/2026 1645
1286629	Westmoreland	1	391	03/14/2026 1004	03/14/2026 1635
1301314	Westmoreland	1	389	03/17/2026 0621	03/17/2026 1250
1297203	Washington	1	388	03/16/2026 0946	03/16/2026 1614
1270150	Greene	85	385	03/13/2026 1424	03/13/2026 2049
1294937	Potter	2	383	03/15/2026 1818	03/16/2026 0041
1292233	Armstrong	11	383	03/15/2026 1137	03/15/2026 1800
1285849	Allegheny	19	382	03/14/2026 0805	03/14/2026 1427
1277944	Centre	9	382	03/13/2026 1923	03/14/2026 0145
1302067	Armstrong	3	379	03/17/2026 0719	03/17/2026 1338
1291978	Clarion	41	379	03/15/2026 1021	03/15/2026 1640
1303877	Butler	1	374	03/18/2026 0341	03/18/2026 0955
1303763	Westmoreland	1	373	03/17/2026 1842	03/18/2026 0055
1278600	Greene	203	372	03/13/2026 1313	03/13/2026 1925
1279256	Allegheny	440	372	03/13/2026 1936	03/14/2026 0148
1276010	Washington	72	371	03/13/2026 1849	03/14/2026 0100
1272149	Greene	19	365	03/13/2026 1313	03/13/2026 1918
1297570	Westmoreland	49	365	03/16/2026 0604	03/16/2026 1209
1301619	Westmoreland	1	364	03/17/2026 0839	03/17/2026 1443
1279256	Allegheny	992	362	03/13/2026 1936	03/14/2026 0138
1291737	Armstrong	2	362	03/15/2026 0901	03/15/2026 1503

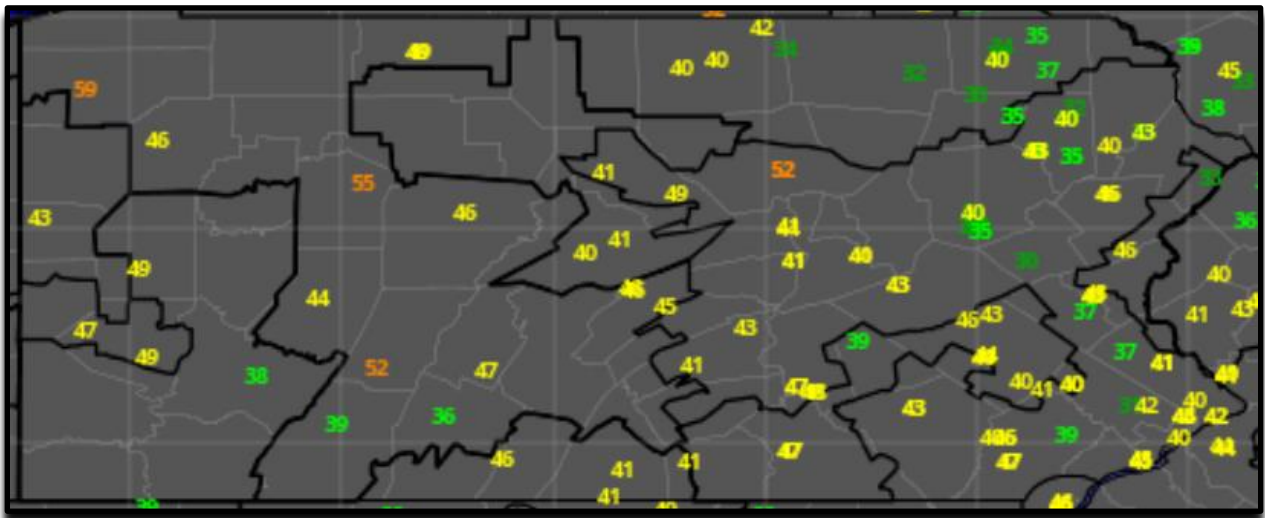
Attachment B: Wind and Precipitation Reports

Wind and Precipitation Reports: Graphics 1 through 5 illustrates the maximum wind gusts in the FE PA service territory on March 13, 2026 through March 17, 2026. Graphics 6 through 8 illustrates the 24-Hour Total Precipitation in the FE PA service territory on March 13, 2026 and March 16, 2026 through March 17, 2026. Graphics 9-10 illustrates the Maximum and Minimum Temperatures for Monday, March 16, 2026 through Tuesday, March 17, 2026. The graphics depict data from the National Oceanic and Atmospheric Administration (“NOAA”).

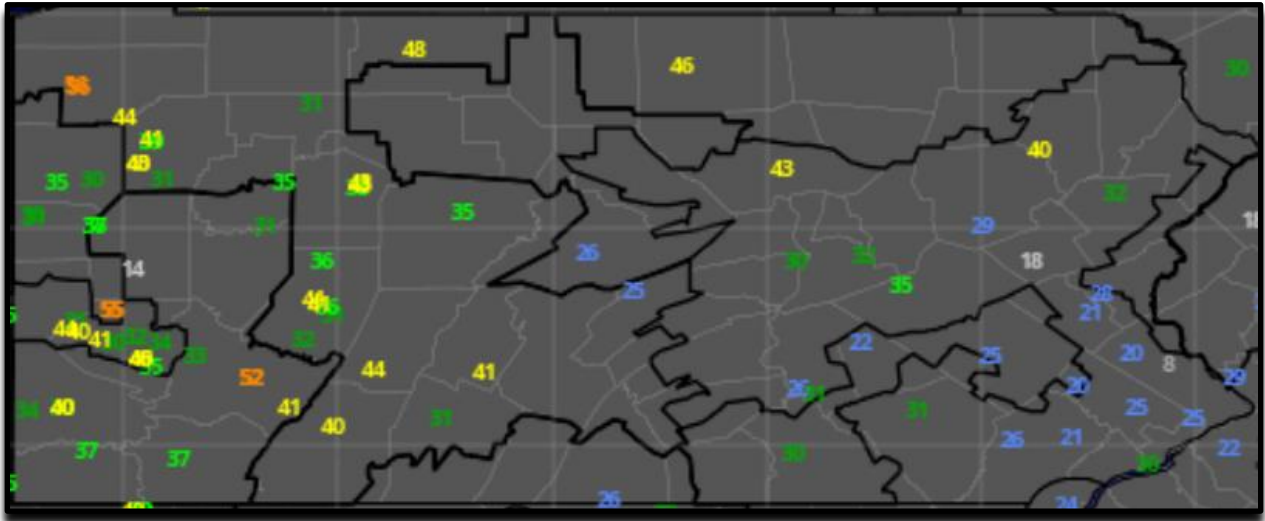
Graphic 1 – Maximum Wind Gusts – Friday, March 13, 2026



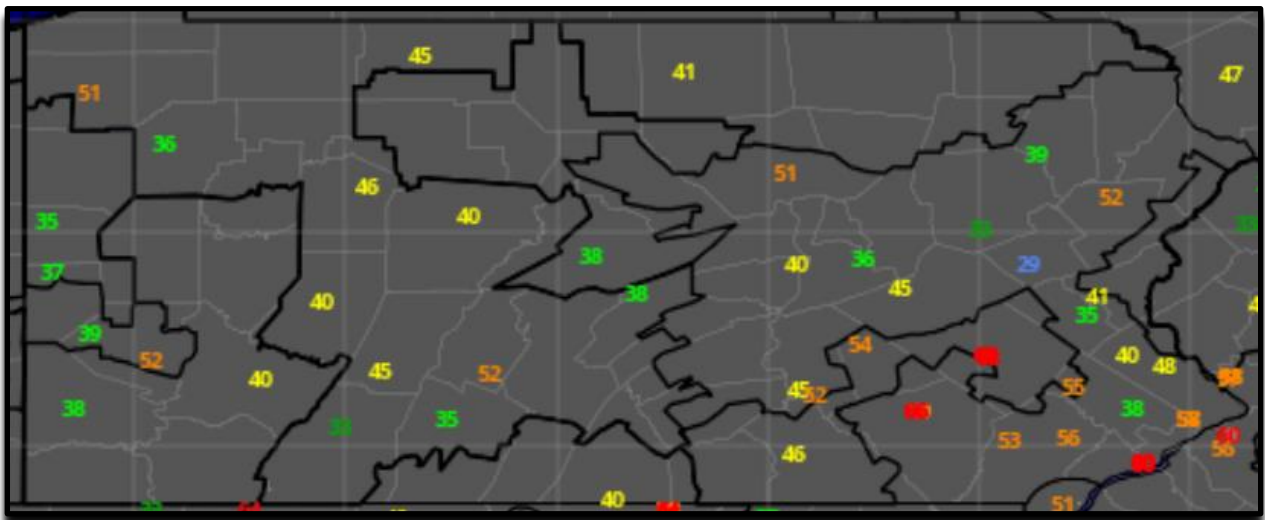
Graphic 2 – Maximum Wind Gusts – Saturday, March 14, 2026



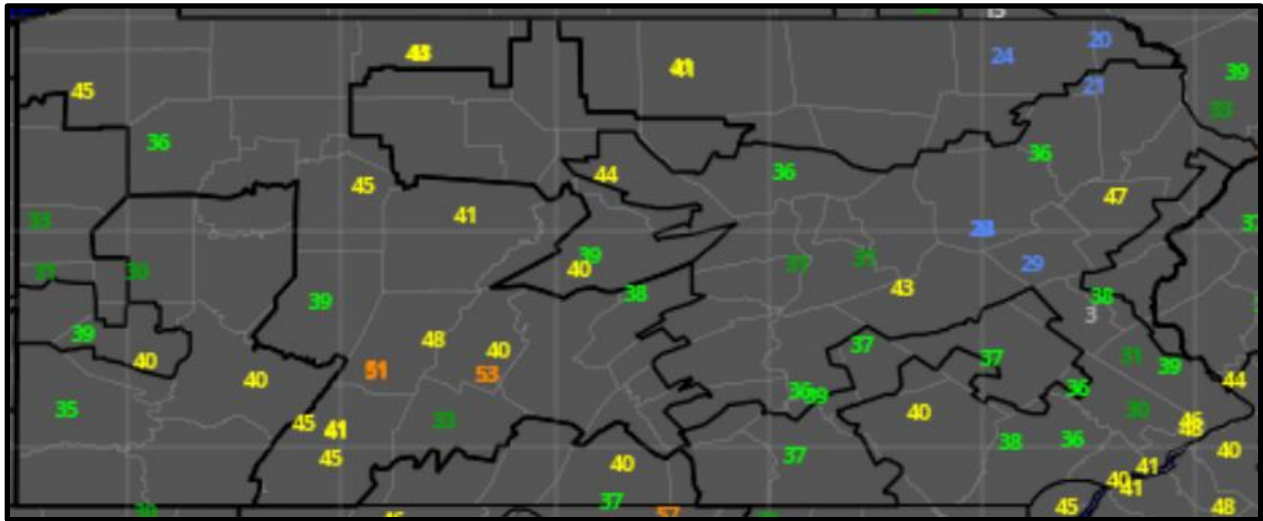
Graphic 3 – Maximum Wind Gusts – Sunday, March 15, 2026



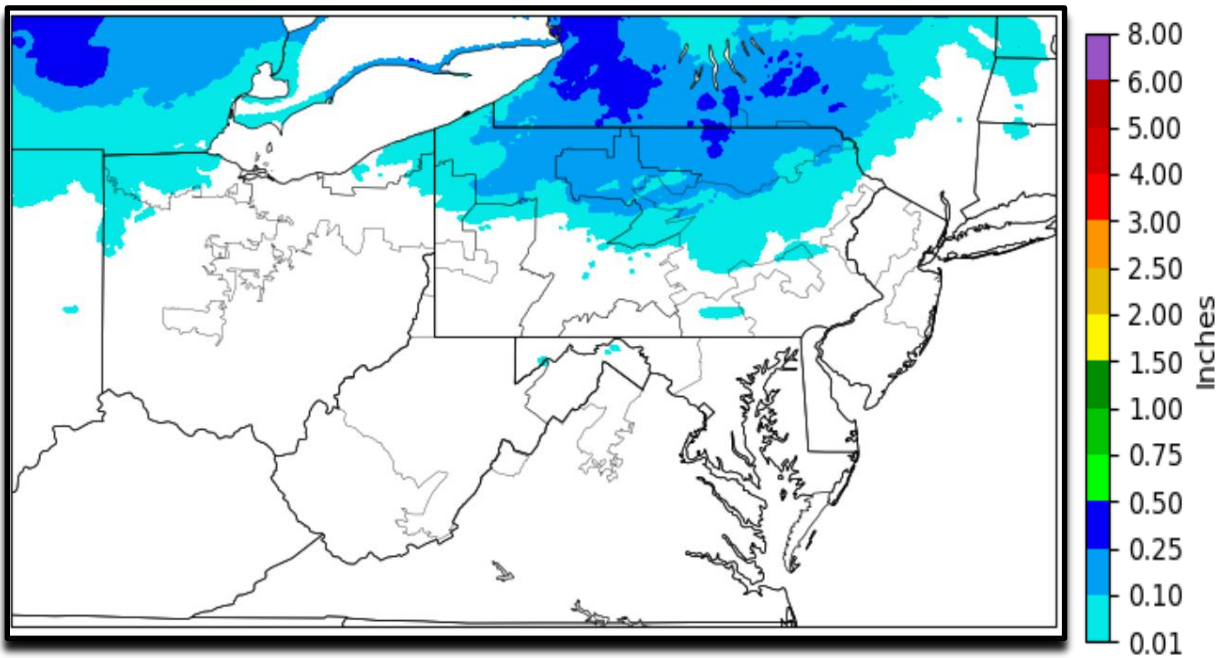
Graphic 4 – Maximum Wind Gusts – Monday, March 16, 2026



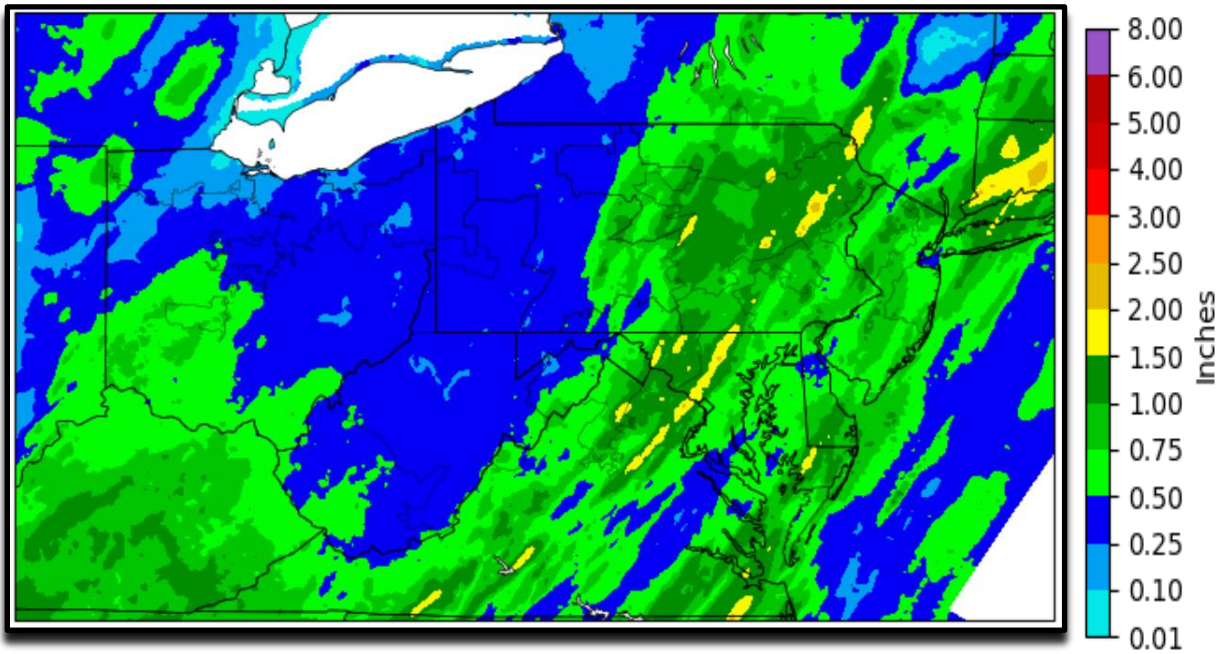
Graphic 5 – Maximum Wind Gusts – Tuesday, March 17, 2026



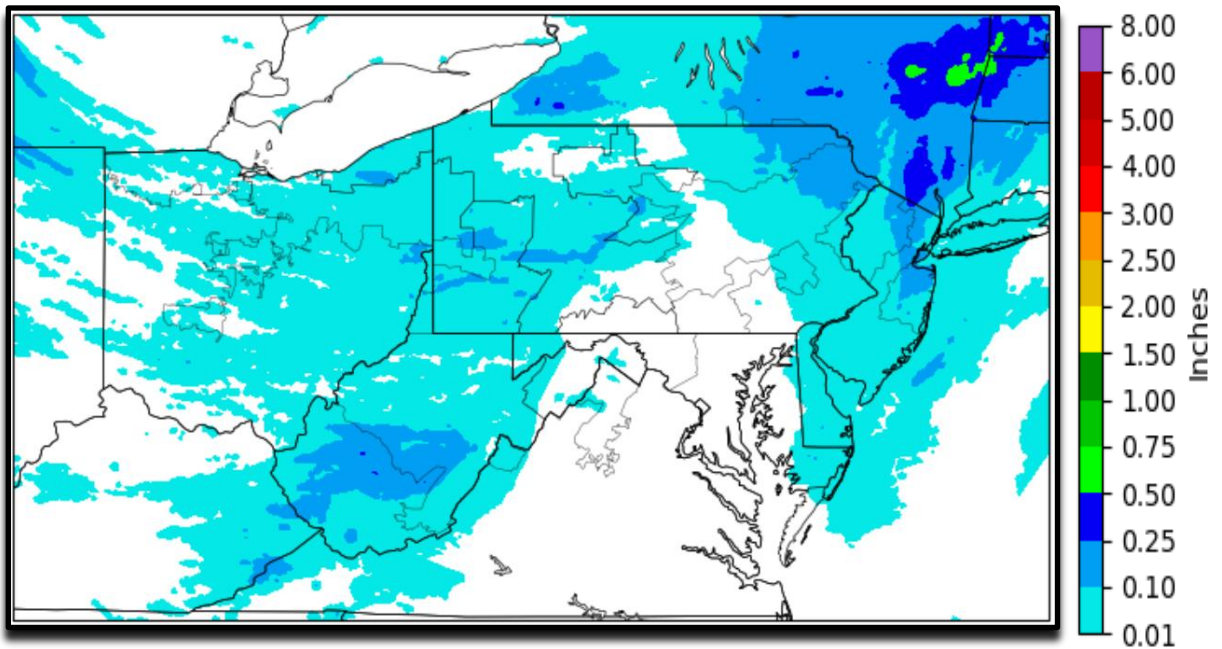
Graphic 6 – Precipitation – Friday, March 13, 2026



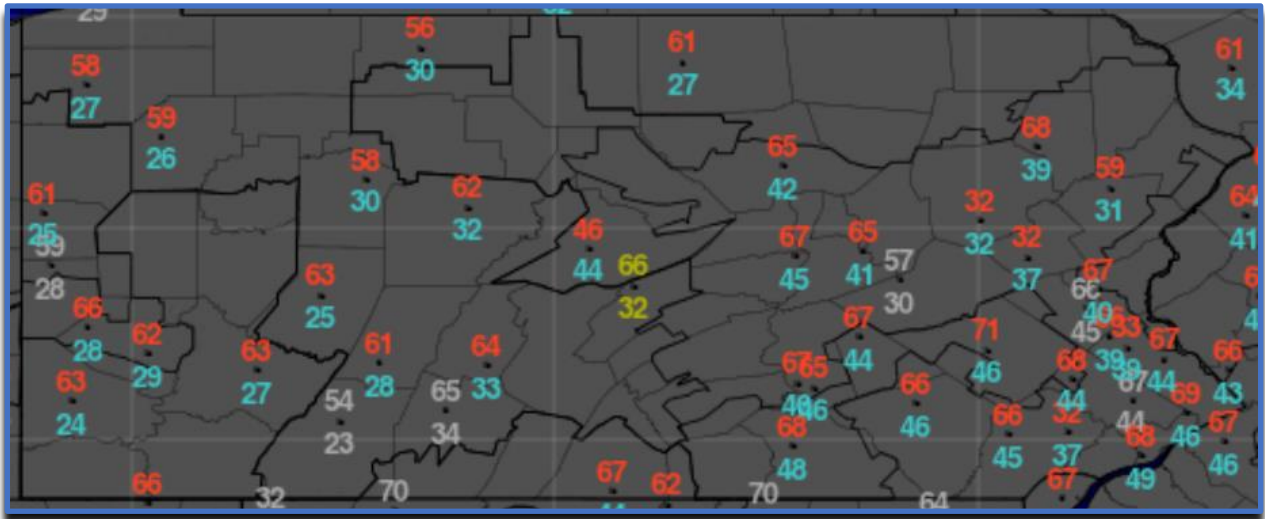
Graphic 7 –Precipitation – Monday, March 16, 2026



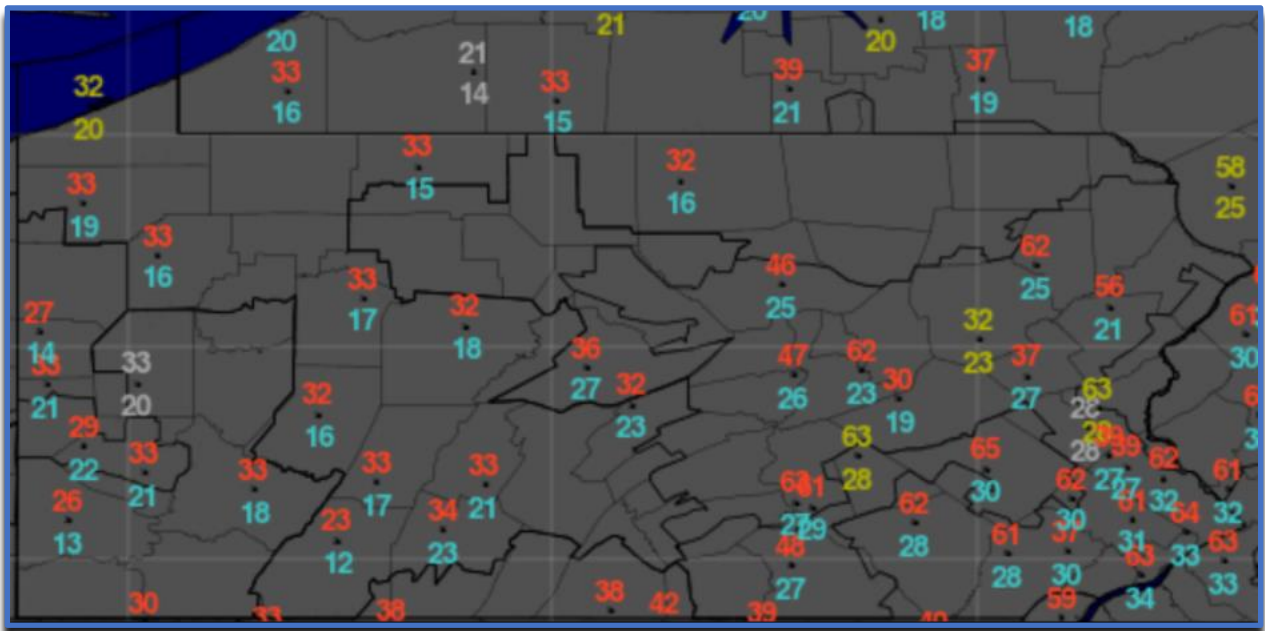
Graphic 8 –Precipitation – Tuesday, March 17, 2026



Graphic 9 –Maximum and Minimum Temperature – Monday, March 16, 2026

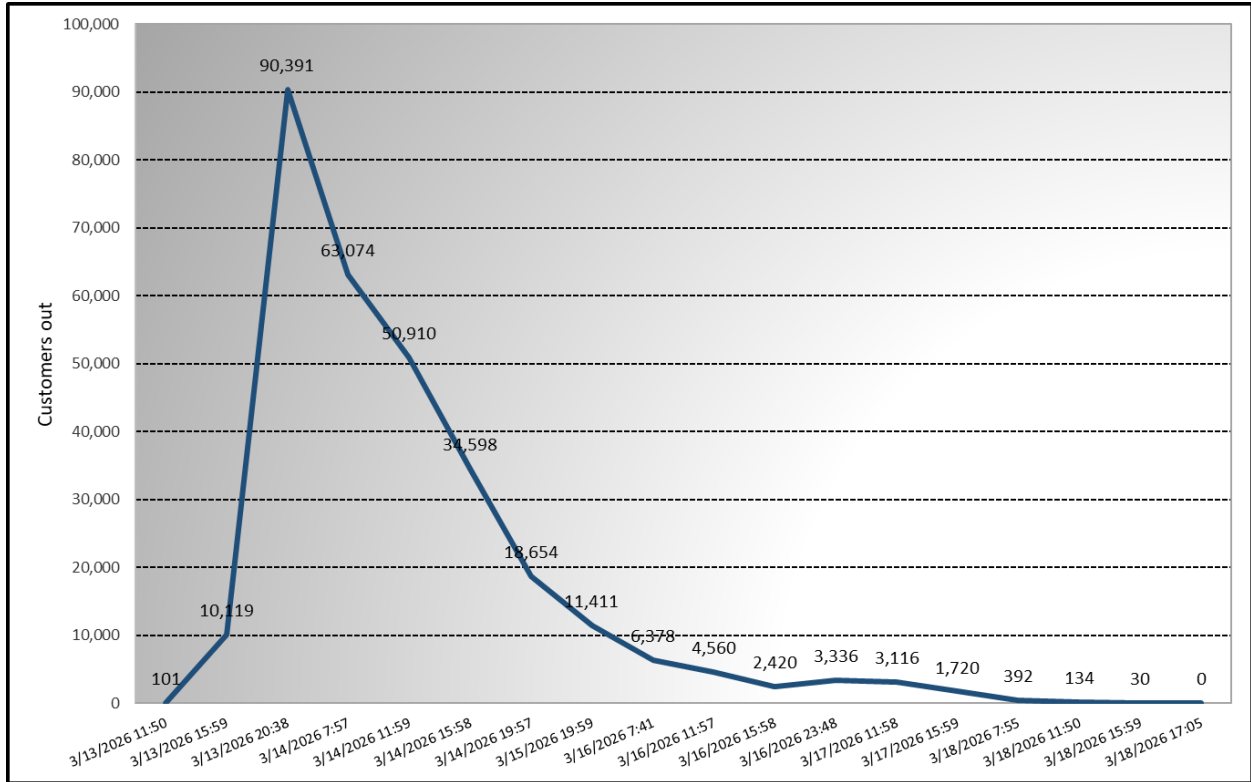


Graphic 10- Maximum and Minimum Temperature – Tuesday, March 17, 2026

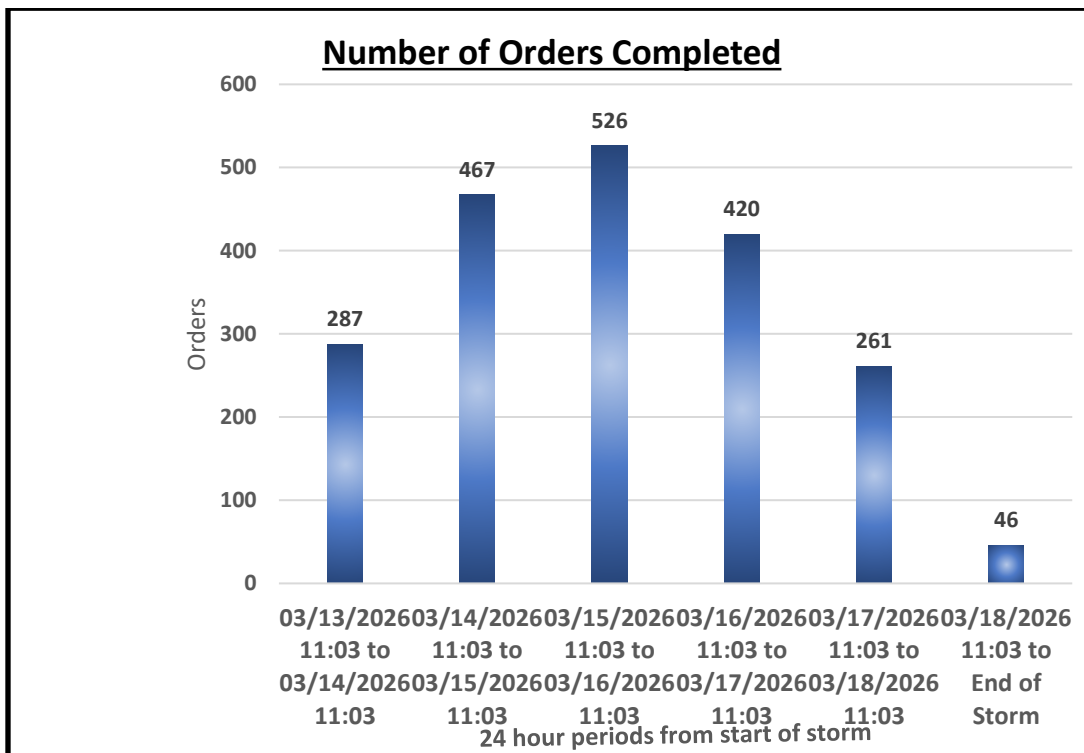
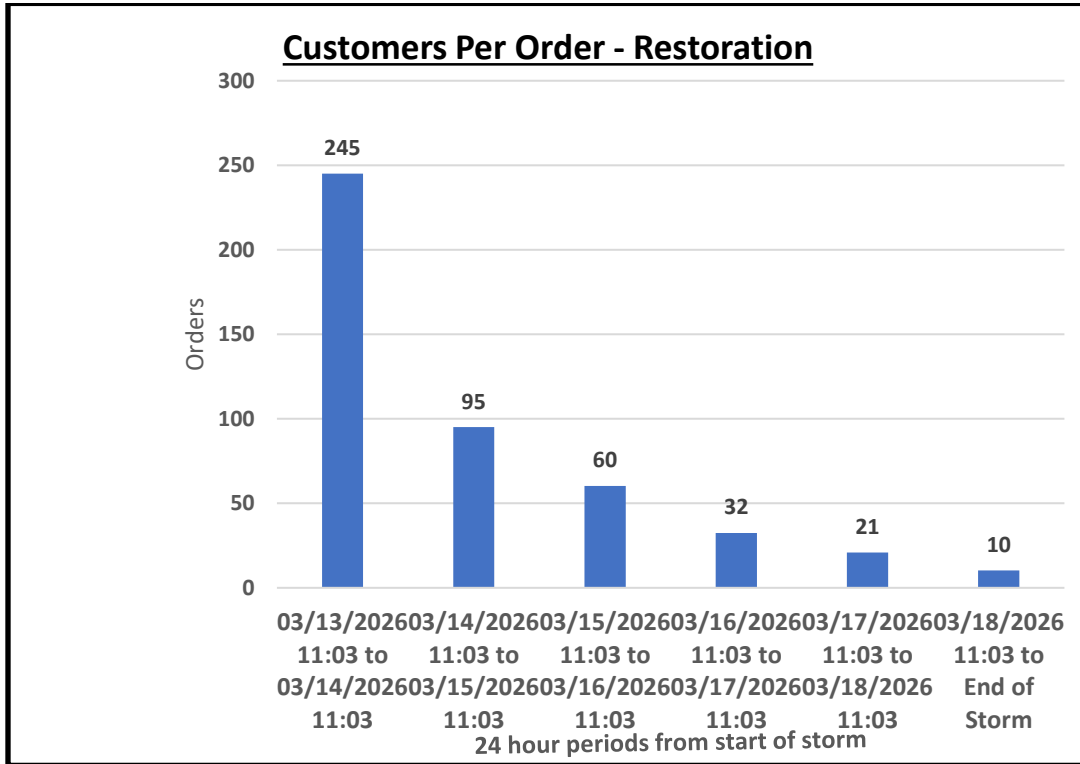


Attachment C: Restoration Curve

FE PA Storm Report



Attachment D: Order Restoration Graphs



Attachment E: Meteorologist Reports

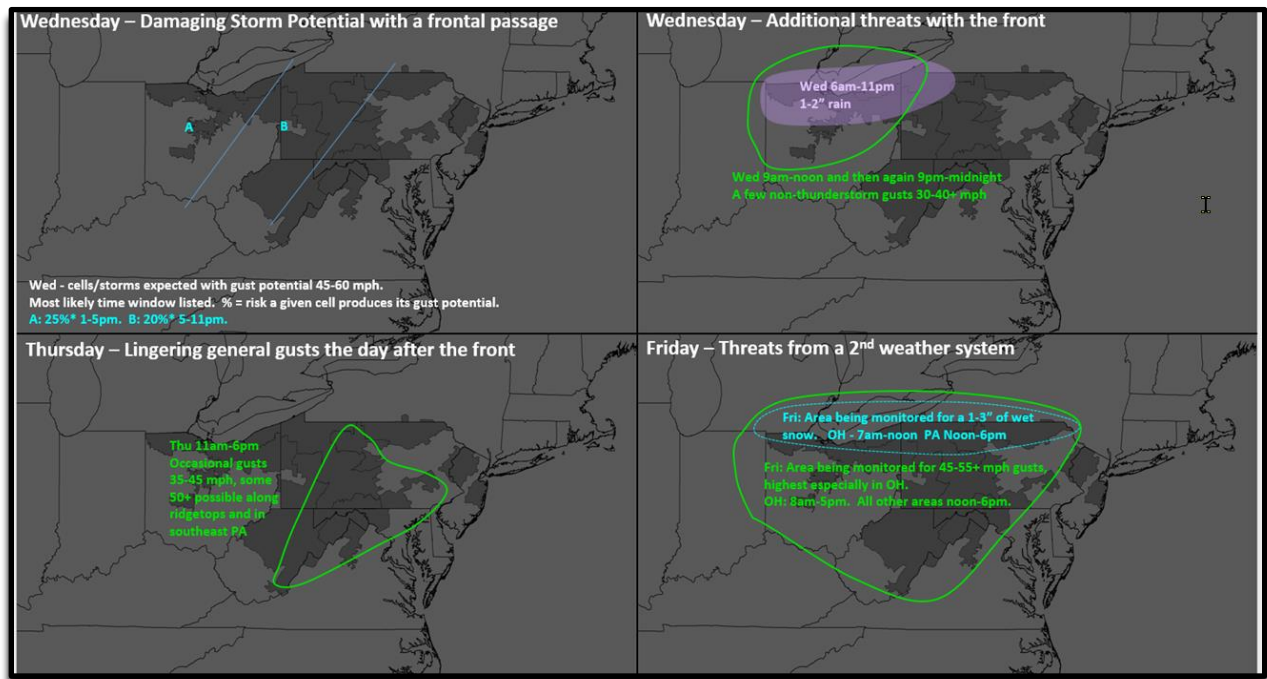
Monday, March 9, 2026 @ 0854

New issuance.

Two weather systems expected this week (Wednesday and Friday) – wind will be the primary offender with each.

Although we are still about ½ to one day out on being able to provide more specific details for the Wednesday storms, below is a good starting point.

Next Update – 10am Tuesday



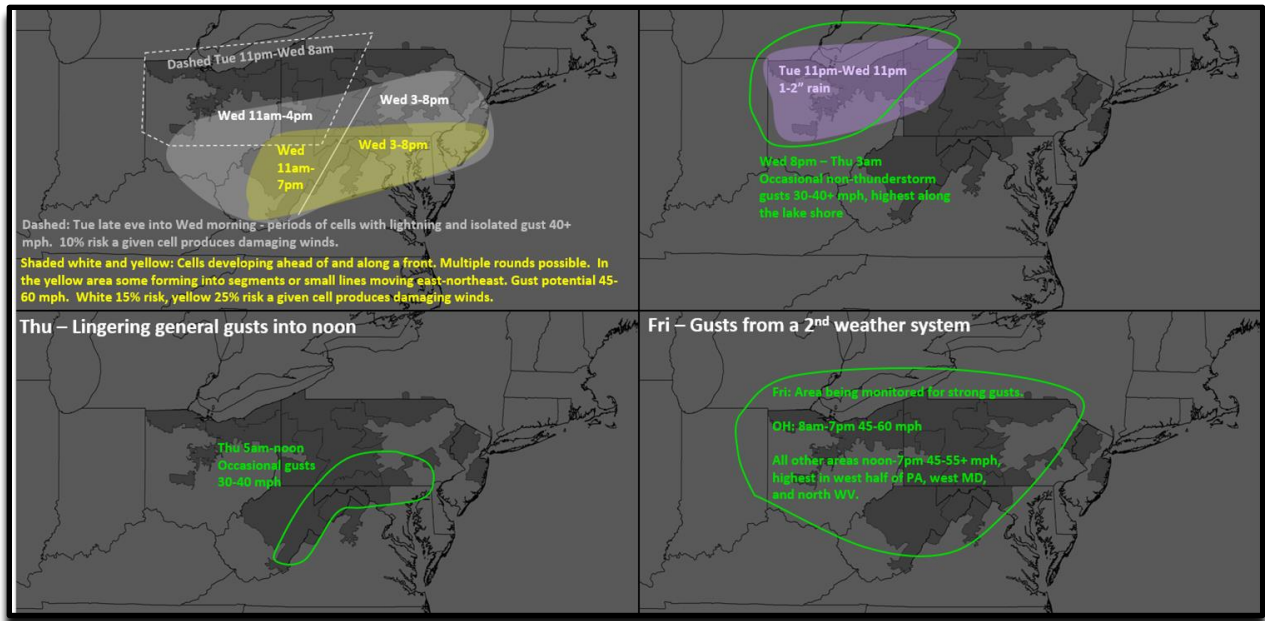
Tuesday, March 10, 2026 @ 0951

Changes.

Since the suite of morning state briefings, the latest guidance has significantly changed thunderstorm threat overnight through tomorrow.

1. Added storm threat for overnight tonight in Ohio, west Pennsylvania, north West Virginia, and extreme northwest Maryland.
2. Extended and added details for thunderstorm threat Wednesday.
3. Fine-tuned remaining aspects of forecasts for Wednesday through Friday including mention of possible strong frontal passage late weekend.

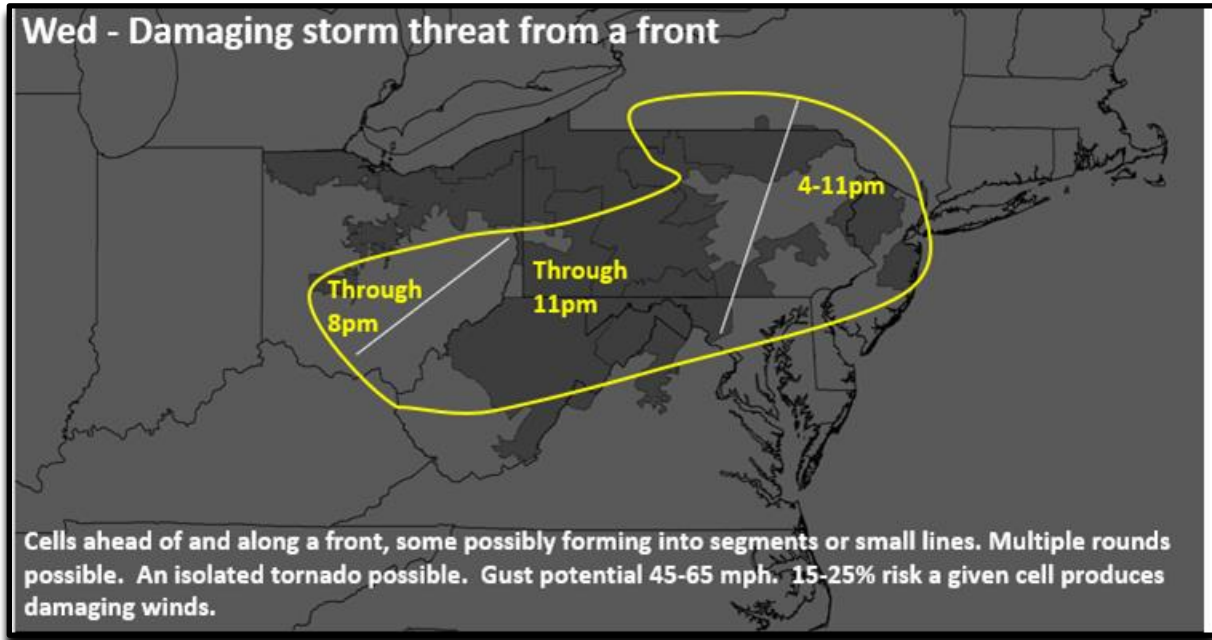
Next Update – 10am Wednesday



Wednesday, March 11, 2026 @ 1331

Update.

Updated timing, given to line up current conditions with latest model guidance. Forecast for remainder of week remains unchanged.

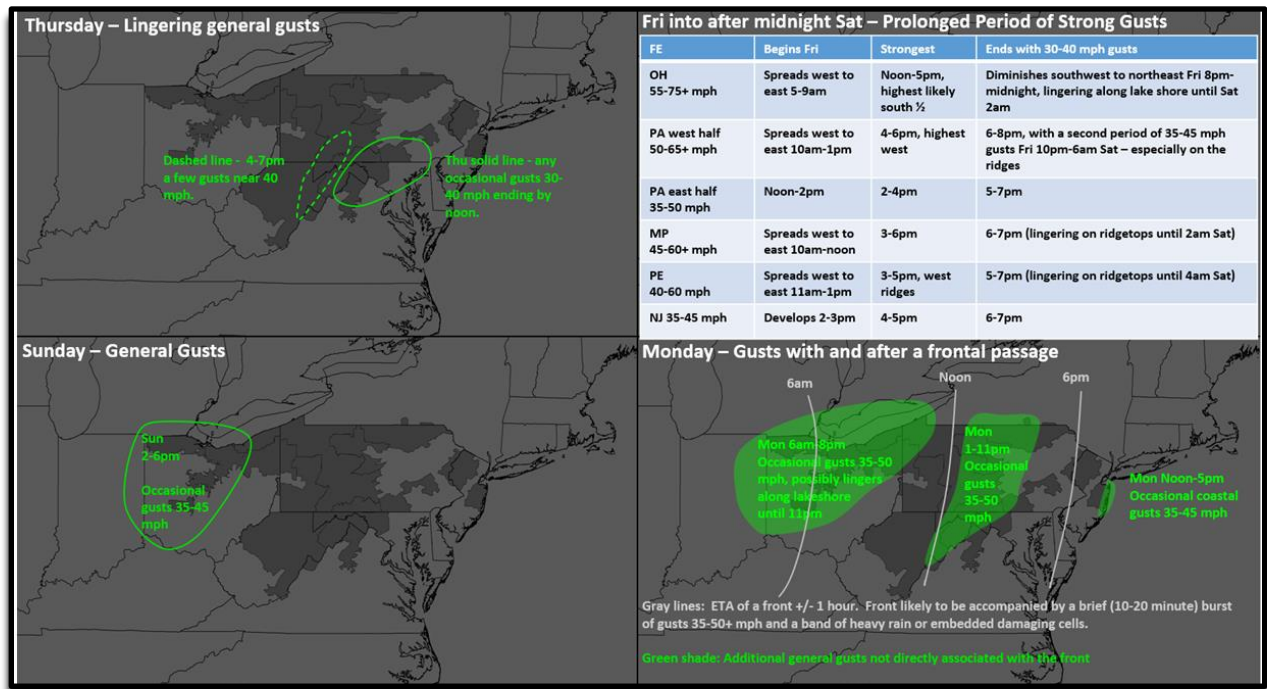


Thursday, March 12, 2026 @ 0926

Changes.

1. Today: Fine-tuned area/timing for today's storms based on last minute guidance.
2. Friday: Increased magnitude of max gusts due to some expected sunshine (in Ohio especially). Fine-tuned timing. Note: We've only seen 2 similar events to this in the past 20 years (Sep 14 2008 Hurricane Ike remnants and Mar 8 2017 non-precipitation high wind event). This looks to be stronger than either.
3. Sunday: Added area of afternoon nuisance gusts in Ohio.
4. Monday: Added details of strong frontal passage.

Next Update – 10am Friday

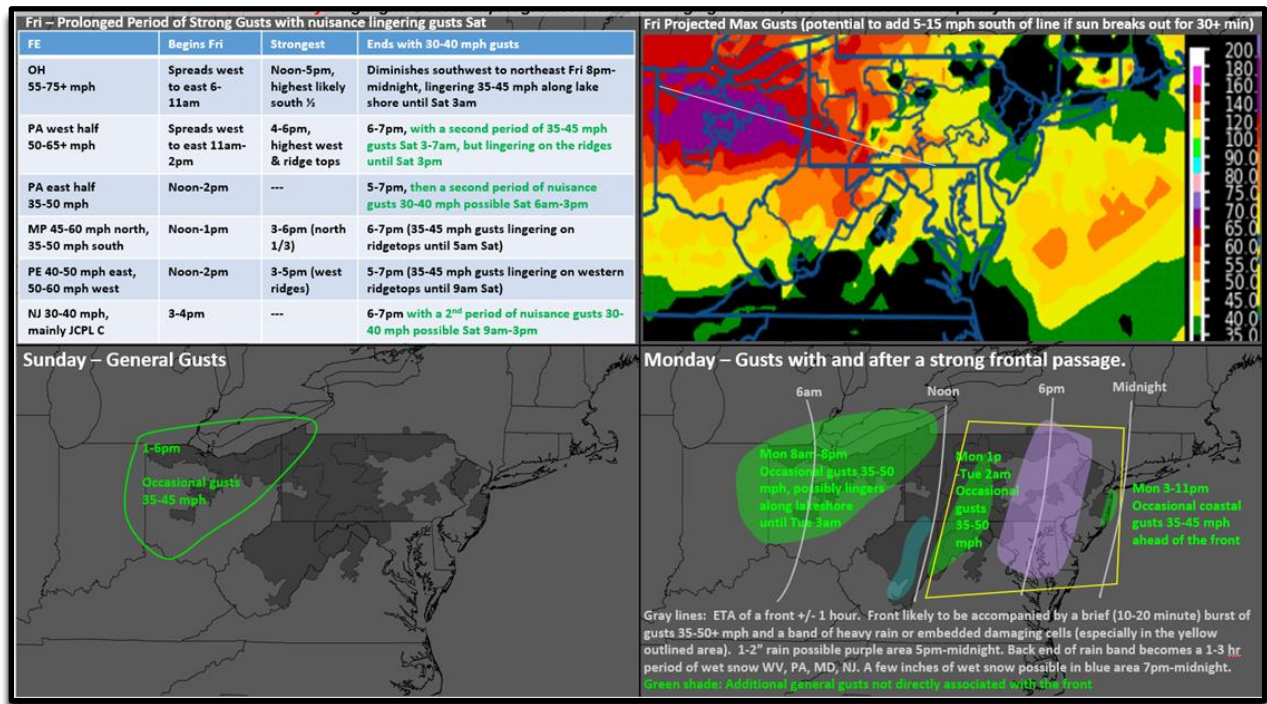


Friday, March 13, 2026 @ 0807

Changes.

1. Today: Fine-tuned timing, added graphic (also showing where gusts might be enhanced even further due to partial sunshine), and highlighted in the table a period of secondary or lingering nuisance gusts into Saturday.
2. Sunday: Fine-tuned area/timing.
3. Monday: Provided additional threats from strong frontal passage.

Next Update – 10am Saturday

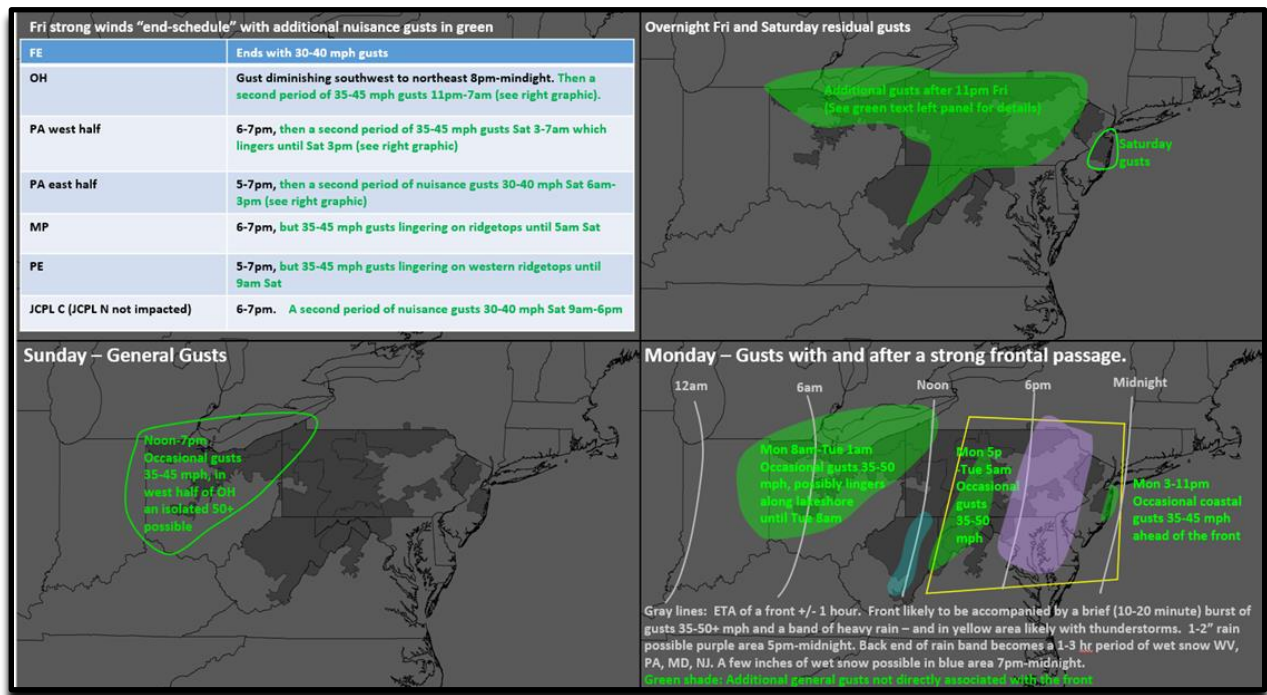


Friday, March 13, 2026 @ 1759

Changes.

1. Today: Focused on end times of 45+ mph winds.
2. Overnight into Saturday: Added graphic showing areas prone for additional period of 35-45 mph gusts.
3. Sunday: Fine-tuned area/timing.
4. Monday: Fine-tuned areas/timing.

Next Update – 10am Saturday



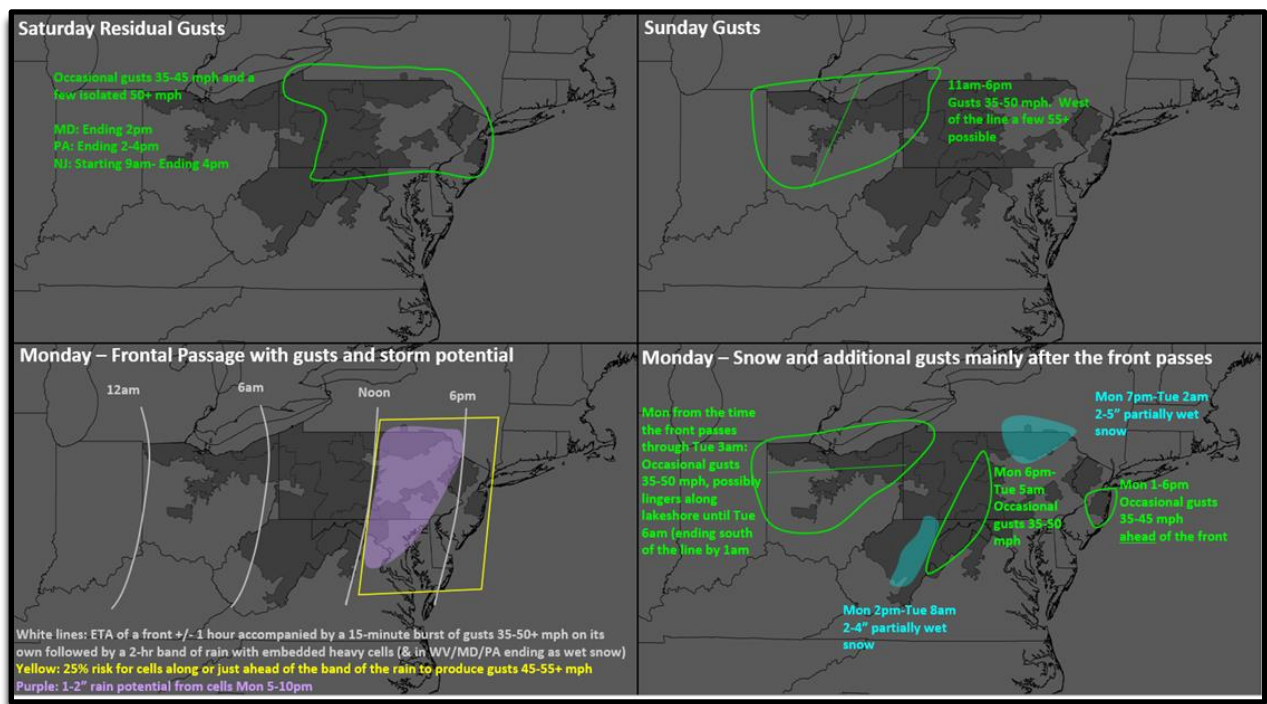
Saturday, March 14, 2026 @ 0758

Changes.

1. Today: Specified ending-times of gusts.
2. Sunday: Fine-tuned area/timing.
3. Monday: Fine-tuned areas/timing.

Note – weather becomes quiet remainder of work-week and temperatures strive to return to normal.

Next Update – 9am Sunday

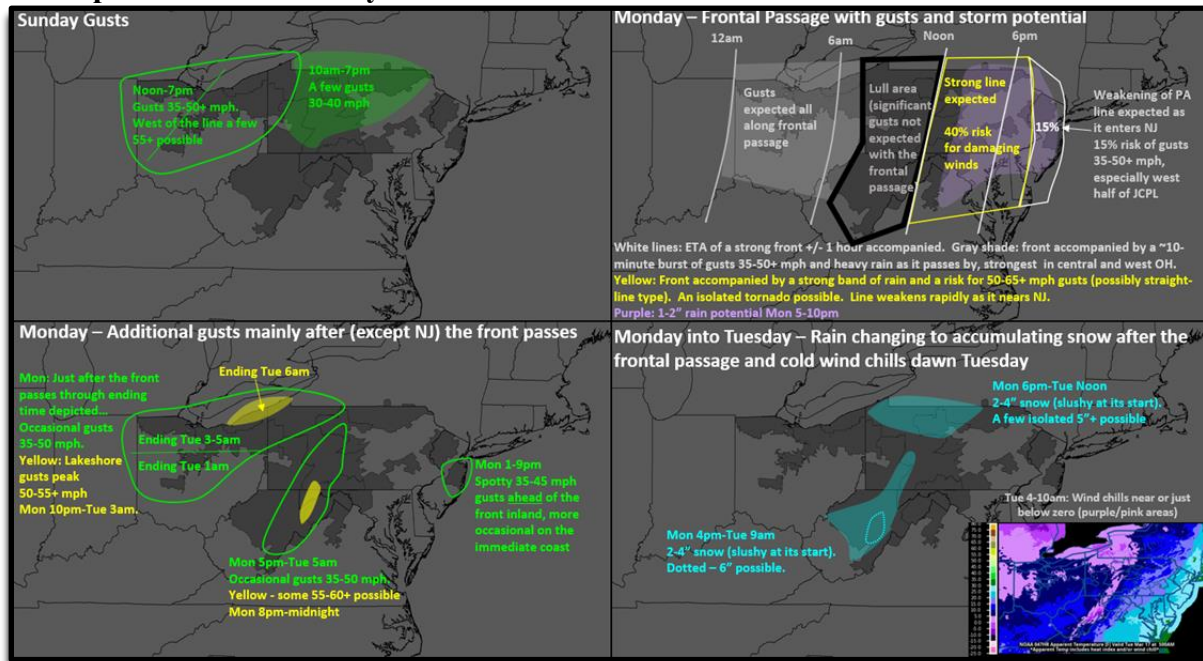


Sunday, March 15, 2026 @ 0836

Changes.

1. Today: Added area of nuisance gusts in west and north Pennsylvania (shaded). Increased magnitude of gust potential in west Ohio.
2. Monday frontal passage (top right panel): Significant changes
 - a. Limited pre-dawn winds with frontal passage to mainly Ohio and borders with Pennsylvania and West Virginia.
 - b. Added a “lull-area” of no significant gusts expected for west Pennsylvania, most of Mon Power, and extreme west Potomac Edison (the morning line moving through Ohio weakens as it reaches the Pennsylvania and West Virginia border and wont re-fire until about midday).
 - c. Increased damage risk for remainder of Pennsylvania and Maryland with mention of straight-line wind risk and tornado.
 - d. Greatly decreased threat for New Jersey (Pennsylvania line weakens after 6pm – but still needs to be monitored).
3. Monday into Tuesday post frontal gusts/snow: Increased magnitude of winds in Ohio, West Virginia/Maryland/southwest Pennsylvania. Increased snow magnitudes. Fine-tuned timing for both threats.
4. Tuesday: Added mention of near zero wind chills near dawn.

Next Update – 9am Monday

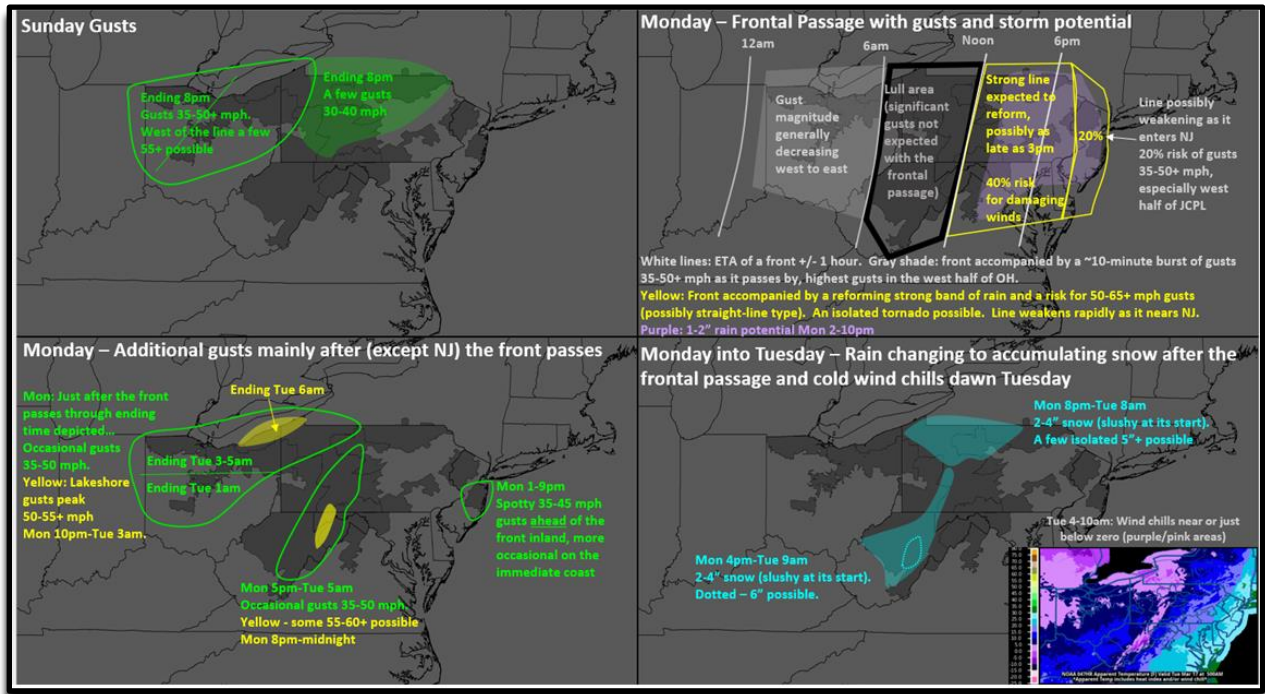


Sunday, March 15, 2026 @ 1758

Changes.

1. Extended gust window 1 hour this evening.
2. Monday: Frontal passage (top right panel): Slightly reduced threat in Ohio overnight, added mention of tomorrow's storms may hold off until mid-afternoon in Maryland and East Pennsylvania.
3. Remaining panels: Fine-tuned details.

Next Update – 9am Monday

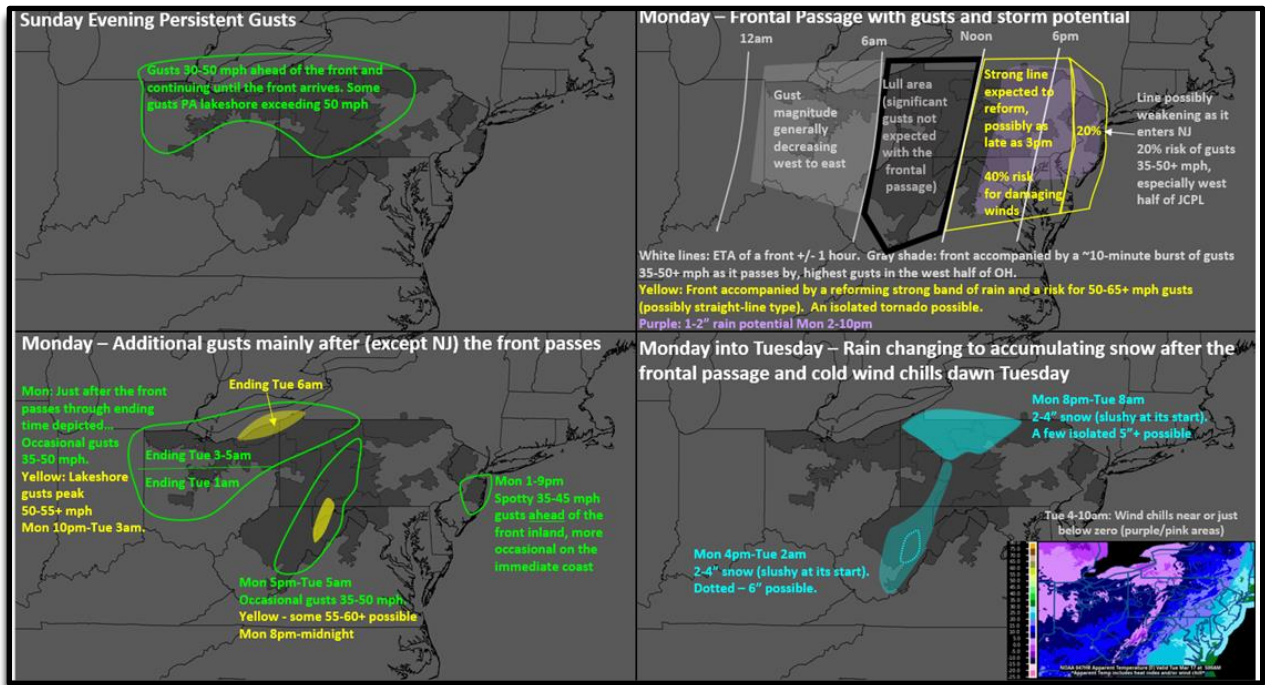


Sunday, March 15, 2026 @ 2059

Changes.

Extend wind gust threat this evening and overnight as depicted top left panel – despite loss of sunshine, gusts will continue until the front arrives. Fine-tuned snow amounts on Monday.

Next Update – 9am Monday



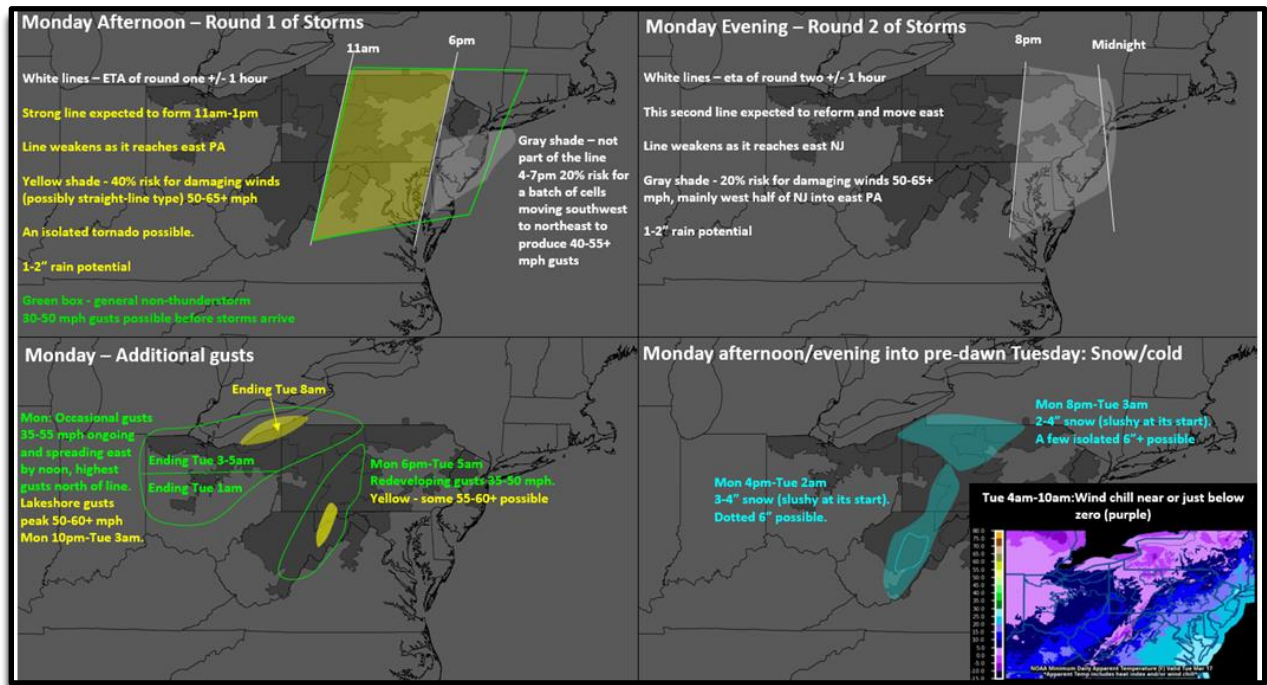
Monday, March 16, 2026 @ 0843

Changes.

1. Today – two rounds of storms expected (afternoon then in the evening) and added details for both rounds.
2. Fine-tuned snow threat overnight.

Note – weather pattern looks relatively quiet rest of the work week.

Final Update unless significant changes needed as storms form today.



Monday, March 16, 2026 @ 1807

Changes.

Detailed end times of threats from final rounds of storms as the true front passes by. Increased snow amount and area overnight. Note – weather pattern looks relatively quiet rest of the work week.

Final Update.

