

Angelina Umstead, Esq.

(610) 921-6202
Fax: (330) 315-9263

April 1, 2026

VIA E-FILING

Matthew Homsher, Secretary
Pennsylvania Public Utility Commission
Commonwealth Keystone Building
400 North Street, 2nd Floor
Harrisburg, PA 17120

***Re: Completed Restoration of Momentary and Sustained Interruptions –
FirstEnergy Pennsylvania Electric Company; Docket No. M-2025-3052814***


Dear Secretary Homsher:

Pursuant to 52 Pa. Code § 67.1, FirstEnergy Pennsylvania Electric Company on behalf of Penelec Rate District (“Penelec”) submits written notification of completed restoration efforts following storm conditions that began on March 13, 2026 that caused multiple service interruptions in the Penelec service territory.

Attached please find the details relative to the impact of this recent outage event and the restoration activities that took place. It should be noted that the review and approval process of this outage information is still in progress at the time of filing this report and as such, all outage information contained in this report should be considered preliminary.

If you have any questions, please contact me at (610) 921-6202.

Sincerely,



Angelina Umstead

Enclosures

c: Dan Searfoorce - PaPUC Bureau of Technical Utility Services (via electronic mail)
Derek Ruhl - PaPUC Bureau of Technical Utility Services (via electronic mail)
John Van Zant - PaPUC Bureau of Technical Utility Services (via electronic mail)

ELECTRIC UTILITY REPORT OF OUTAGE TO
PENNSYLVANIA PUBLIC UTILITY COMMISSION
SECRETARY'S BUREAU
P O BOX 3265
HARRISBURG, PA 17105-3265

1. Reporting Utility: FirstEnergy Pennsylvania Electric Company ("FE PA")
on behalf of its Penelec Rate District ("Penelec")
Address: 800 Cabin Hill Drive
Greensburg, PA 15601

2. Name and title of person making report:
Karen M. Kinslow Vice President Pennsylvania Operations
(Name) *(Title)*

3. Telephone number: (610) 921-6311
(Telephone Number)

4. Date and time report was made to Commission:
March 13, 2026 1932
(Date) *(Time)*

5. Interruption or Outage:
(a) Number of customers affected: 147,261 (represents 24.8% of Penelec's total customers).
(b) Approximate number of outage cases and trouble cases for each county affected during event: See response to 5(c).

(c) Approximate number of outages for each county affected during the event:

County	Outages	Outage Cases	Trouble Cases
Bedford	1,414	16	22
Blair	1,766	55	91
Bradford	461	24	25
Cambria	13,178	108	143
Centre	138	9	21
Clarion	6,960	39	43
Clearfield	9,912	126	227
Crawford	9,105	132	170
Erie	32,798	413	742
Forest	3,471	20	19
Franklin	2,087	16	7
Huntingdon	590	27	22
Indiana	10,681	101	131
Jefferson	7,314	57	56
Juniata	12	2	4
Lycoming	10	3	2
McKean	3,123	27	36
Mifflin	19,632	43	37
Perry	164	3	3
Potter	34	4	5
Somerset	3,353	70	70
Sullivan	38	6	5
Susquehanna	540	26	11
Tioga	2,304	35	26
Venango	6,127	88	120
Warren	9,508	101	125
Wayne	81	3	7
Westmoreland	45	5	2
Wyoming	2,415	17	23
Total	147,261	1,576	2,195

(d) Approximate number of outage cases exceeding 6 or more hours in duration: 721

(e) A listing of each outage case exceeding 6 or more hours in duration:
See Attachment A.

(f) Reason for the interruption or outages: Beginning the afternoon of Friday, March 13, 2026, an intense but widespread windstorm began moving through

Pennsylvania including FE PA’s service territory, which maximized in intensity during late afternoon, and carried into early evening before subsiding overnight. Frequent and widespread gusts reached 50-60 miles per hour with some 65-75 miles per hour observed. Before the significant winds developed, precipitation was limited to the north half of the footprint with generally .15” or less.

On Monday, March 16, 2026, a second wave of strong storms with heavy precipitation and gusty winds moves through FE PA’s service territory between 11:30 am and 11:30 pm. Maximum winds between 50-60 miles per hour were observed throughout the FE PA footprint. Rainfall amounts were generally .5-1” with some localized 1.5-2” reported. Temperatures in the mid-60s fell dramatically into the 20s by Tuesday, March 17, 2026.

See Attachment B for the maximum wind gusts for March 13, 2026, through March 17, 2026, the 24-hour total precipitation for March 13, 2026, March 16, 2026, and March 17, 2026, and the maximum and minimum temperatures on March 16, 2026, and March 17, 2026.

Damage as a result of high winds included downed wires, damaged or broken poles, trees, branches, and crossarms. FE PA crews experienced sustained high winds that impacted the ability to perform aerial work and delayed restoration efforts until field personnel can safely work aloft. The Erie, Oil City, Clearfield, Altoona, and Johnstown areas were the hardest hit areas. Approximately 55.1% of the total outages that occurred were tree related and an additional 20.1% were wind related.

Preliminary data indicates the reliability impact of the storm was 67.6 minutes of SAIDI, 0.244 of SAIFI, and an overall storm CAIDI of 272.3 minutes.

- (g) Projected time of restoration: It was estimated that the majority of customers would be restored by 2300 on Monday, March 16, 2026.

See Attachment C for the restoration curve and Attachment D for the order restoration graphs.

- (h) The number of utility workers, contract workers, and workers received as mutual aid assigned specifically to the repair work by general function:

Company	# of Workers	General Function
FE PA	19	Damage Assessor
Subtotal	19	Damage Assessor
FE PA	1	Damage Assessor Support
Subtotal	1	Damage Assessor Support
Arbormetrics	22	Forestry
Davey Resource Group	10	Forestry
Davey Tree Experts	25	Forestry

Company	# of Workers	General Function
FirstEnergy Service Company	11	Forestry
Lewis Tree	11	Forestry
Penn Line Services, Inc.	149	Forestry
Treesmiths	27	Forestry
Subtotal	255	Forestry
FirstEnergy Service Company	20	Hazard Responder
FE PA	39	Hazard Responder
Subtotal	59	Hazard Responder
Asplundh Construction	65	Line
Harlan Electric Co	35	Line
Haugland Energy Group LLC	5	Line
Henkels & McCoy - East Region	81	Line
IB Abel	22	Line
INTREN	17	Line
JW Didado	130	Line
NG Gilbert	14	Line
FE PA	140	Line
Thompson Electric	41	Line
UtilityInnovation Group DBA UtilityPow	32	Line
Valiant Energy Service	8	Line
Subtotal	590	Line
FE PA	3	Substation/Network
Subtotal	3	Substation/Network
Asplundh Construction	1	Support
FirstEnergy Service Company	17	Support
Henkels & McCoy - East Region	1	Support
IB Abel	2	Support
JW Didado	3	Support
Pennsylvania Electric Co	1	Support
Pennsylvania Electric Company	23	Support
Thompson Electric	3	Support
UtilityInnovation Group DBA UtilityPow	2	Support
Valiant Energy Service	1	Support
Subtotal	54	Support
FE PA	7	Transmission Support
Subtotal	7	Transmission Support
Grand Total	988	

- (i) The date and time of the first information of a service interruption: March 13, 2026,
at 1041.

- (j) The date and time that repair crews were assembled: Crews were on duty at the start of this event.
- (k) The actual time that service was restored to the last affected customer: March 18, 2026, at 1842.
- (l) A general description of the physical damage sustained by the utility facilities as a result of the interruption/outage:

Equipment	Number
Primary Spans	569
Secondary Spans	232
Crossarms Replaced	325
Cutouts Replaced	168
Poles Replaced	168
Transformers Replaced	67
Wire & Cable Replaced (feet)	32,144

- (m) If the interruption/outage event was weather-related, the utility’s weather reports, outlooks, or scenarios for the day before and the day of the interruption/outage event:

See Attachment E for the weather forecast reports.

- (n) If the interruption/outage event caused approximate outages that exceed 10% or more of the number of customers in the utility’s entire service territory, rank the event in terms of the number and duration of outages and provide 2 comparable events, including the number and duration of outages for those comparable events.

Rank by Number of Outages	Operating Company	Date	Event Description	Duration (hours)	Customers Affected
1	Penelec	April 29 to May 4, 2025	High Winds and Rain	123 hours 20 minutes	150,192 (25.4%)
2	Penelec	March 13 to March 18, 2026	High Winds	128 hours 1 minute	147,261 (24.8%)
3	Penelec	January 9 to January 13, 2024	High Winds and Rain	108 hours 25 minutes	112,452 (19.2%)

Remarks: The storm statistics contained in this report are preliminary. The review and approval of the storm statistics were still in progress as of the time this report was filed.

Attachment A: A listing of each outage case exceeding six or more hours in duration, including the following information¹:

Order #	Approximate Location (County)	Total Number of Customers Affected	Duration of the Outage (minutes)	Initial Date and Time of the Outage	Restoration Date and Time
2353572	Indiana	9	4,375	03/13/2026 1909	03/16/2026 2004
2361282	Erie	1	4,043	03/15/2026 1953	03/18/2026 1516
2352574	Indiana	202	3,944	03/13/2026 1909	03/16/2026 1253
2359746	Erie	1	3,944	03/15/2026 1921	03/18/2026 1305
2359353	Indiana	1	3,937	03/13/2026 1902	03/16/2026 1239
2351819	Cambria	9	3,927	03/13/2026 1936	03/16/2026 1303
2358118	Indiana	68	3,922	03/13/2026 1909	03/16/2026 1231
2355708	Crawford	2	3,887	03/14/2026 0145	03/16/2026 1832
2360809	Erie	1	3,882	03/15/2026 1846	03/18/2026 1128
2360625	Clearfield	11	3,876	03/13/2026 1856	03/16/2026 1132
2351819	Cambria	1	3,857	03/13/2026 1936	03/16/2026 1153
2359920	Erie	7	3,826	03/15/2026 1951	03/18/2026 1137
2359686	Erie	2	3,818	03/15/2026 1904	03/18/2026 1042
2372976	Erie	3	3,603	03/15/2026 2331	03/18/2026 1134
2360260	Jefferson	12	3,582	03/13/2026 2331	03/16/2026 1113
2364170	Jefferson	7	3,558	03/14/2026 0631	03/16/2026 1749
2364963	Erie	1	3,503	03/16/2026 0819	03/18/2026 1842
2374438	Erie	74	3,219	03/15/2026 1147	03/17/2026 1726
2360412	Cambria	14	3,194	03/13/2026 1936	03/16/2026 0050
2352089	Indiana	1	3,153	03/13/2026 1957	03/16/2026 0030
2351505	Indiana	84	3,098	03/13/2026 1909	03/15/2026 2247
2352574	Indiana	4	3,098	03/13/2026 1909	03/15/2026 2247
2360412	Cambria	48	3,046	03/13/2026 1936	03/15/2026 2222
2352574	Indiana	4	3,036	03/13/2026 1909	03/15/2026 2145
2351029	Clearfield	1	3,018	03/13/2026 1930	03/15/2026 2148
2351029	Clearfield	28	3,011	03/13/2026 1930	03/15/2026 2141
2351029	Clearfield	31	2,974	03/13/2026 1930	03/15/2026 2104
2351819	Cambria	232	2,956	03/13/2026 1936	03/15/2026 2052
2352846	Indiana	7	2,955	03/13/2026 1902	03/15/2026 2017
2361358	Erie	2	2,926	03/15/2026 2118	03/17/2026 2204
2359973	Erie	17	2,909	03/15/2026 1331	03/17/2026 1400
2350631	Indiana	2	2,904	03/13/2026 1749	03/15/2026 1813
2374909	Erie	51	2,892	03/15/2026 1518	03/17/2026 1530

¹ When applicable, the individual restoration steps for an order are provided for those customers that were out of service for 6 hours or more.

FE PA Storm Report

Order #	Approximate Location (County)	Total Number of Customers Affected	Duration of the Outage (minutes)	Initial Date and Time of the Outage	Restoration Date and Time
2351759	Westmoreland	15	2,866	03/13/2026 1931	03/15/2026 1917
2360589	Erie	8	2,834	03/15/2026 2151	03/17/2026 2105
2352932	Indiana	9	2,815	03/13/2026 1902	03/15/2026 1757
2357093	Indiana	3	2,811	03/13/2026 1941	03/15/2026 1832
2351257	Clearfield	202	2,773	03/13/2026 1905	03/15/2026 1718
2350957	Clearfield	14	2,768	03/13/2026 1834	03/15/2026 1642
2352878	Jefferson	18	2,767	03/13/2026 1828	03/15/2026 1635
2357566	Clearfield	10	2,752	03/13/2026 1846	03/15/2026 1638
2358436	Crawford	2	2,744	03/13/2026 1633	03/15/2026 1417
2359668	Indiana	6	2,741	03/13/2026 1922	03/15/2026 1703
2359548	Erie	4	2,730	03/15/2026 1830	03/17/2026 1600
2357131	Clearfield	2	2,728	03/13/2026 1820	03/15/2026 1548
2357131	Clearfield	10	2,721	03/13/2026 1820	03/15/2026 1541
2359837	Erie	3	2,718	03/15/2026 2039	03/17/2026 1757
2357131	Clearfield	2	2,715	03/13/2026 1820	03/15/2026 1535
2357131	Clearfield	3	2,715	03/13/2026 1820	03/15/2026 1535
2360956	Erie	16	2,713	03/15/2026 2107	03/17/2026 1820
2351306	Cambria	64	2,710	03/13/2026 1907	03/15/2026 1617
2364568	Erie	14	2,700	03/15/2026 1810	03/17/2026 1510
2355887	Cambria	7	2,695	03/13/2026 2131	03/15/2026 1826
2361251	Erie	1	2,681	03/15/2026 2158	03/17/2026 1839
2359831	Erie	70	2,680	03/15/2026 1934	03/17/2026 1614
2357139	Clearfield	4	2,659	03/13/2026 1914	03/15/2026 1533
2355933	Indiana	5	2,654	03/13/2026 1853	03/15/2026 1507
2361754	Erie	8	2,645	03/15/2026 2224	03/17/2026 1829
2351707	Blair	11	2,640	03/13/2026 1924	03/15/2026 1524
2360706	Erie	10	2,629	03/15/2026 2224	03/17/2026 1813
2356515	Blair	2	2,621	03/13/2026 1949	03/15/2026 1530
2359333	Erie	2	2,615	03/15/2026 1753	03/17/2026 1328
2357719	Clearfield	2	2,614	03/13/2026 1959	03/15/2026 1533
2359973	Erie	1	2,611	03/15/2026 1959	03/17/2026 1530
2359973	Erie	1	2,611	03/15/2026 1959	03/17/2026 1530
2359973	Erie	3	2,611	03/15/2026 1959	03/17/2026 1530
2362179	Erie	27	2,605	03/15/2026 1948	03/17/2026 1513
2351354	Indiana	303	2,602	03/13/2026 1906	03/15/2026 1428
2351048	Clearfield	53	2,599	03/13/2026 1853	03/15/2026 1412
2355512	Blair	1	2,595	03/13/2026 2015	03/15/2026 1530
2375788	Erie	5	2,593	03/15/2026 2032	03/17/2026 1545

FE PA Storm Report

Order #	Approximate Location (County)	Total Number of Customers Affected	Duration of the Outage (minutes)	Initial Date and Time of the Outage	Restoration Date and Time
2361579	Erie	1	2,592	03/15/2026 2306	03/17/2026 1818
2360431	Erie	15	2,587	03/15/2026 2124	03/17/2026 1631
2352930	Jefferson	4	2,585	03/13/2026 2251	03/15/2026 1756
2351354	Indiana	2	2,585	03/13/2026 1906	03/15/2026 1411
2351257	Clearfield	19	2,503	03/13/2026 1905	03/15/2026 1248
2352396	Somerset	8	2,493	03/13/2026 2042	03/15/2026 1415
2357124	Huntingdon	5	2,486	03/13/2026 1924	03/15/2026 1250
2350620	Jefferson	3	2,471	03/13/2026 1744	03/15/2026 1055
2354634	Clearfield	3	2,471	03/13/2026 1810	03/15/2026 1121
2361467	Erie	2	2,459	03/16/2026 0256	03/17/2026 1955
2350464	Crawford	1	2,453	03/13/2026 1707	03/15/2026 1000
2361780	Erie	17	2,441	03/16/2026 0127	03/17/2026 1808
2353022	Somerset	3	2,441	03/13/2026 2007	03/15/2026 1248
2362992	Erie	10	2,431	03/15/2026 2103	03/17/2026 1334
2352759	Indiana	47	2,419	03/13/2026 1826	03/15/2026 1045
2350706	Clearfield	1	2,390	03/13/2026 1800	03/15/2026 0950
2350706	Clearfield	12	2,386	03/13/2026 1800	03/15/2026 0946
2355798	Clearfield	2	2,373	03/13/2026 1907	03/15/2026 1040
2374556	Erie	14	2,368	03/15/2026 2133	03/17/2026 1301
2374556	Erie	19	2,347	03/15/2026 2133	03/17/2026 1240
2374556	Erie	18	2,347	03/15/2026 2133	03/17/2026 1240
2361987	Erie	1	2,345	03/16/2026 0631	03/17/2026 2136
2360644	Erie	1	2,340	03/15/2026 2205	03/17/2026 1305
2360746	Erie	1	2,323	03/15/2026 2232	03/17/2026 1315
2360589	Erie	4	2,285	03/15/2026 2151	03/17/2026 1156
2364076	Erie	1	2,271	03/15/2026 2239	03/17/2026 1230
2376939	Erie	2	2,267	03/16/2026 0749	03/17/2026 2136
2361027	Erie	9	2,244	03/15/2026 2315	03/17/2026 1239
2353909	Clarion	1	2,234	03/14/2026 0225	03/15/2026 1539
2358059	Clarion	1	2,225	03/13/2026 2357	03/15/2026 1302
2375948	Erie	2	2,220	03/16/2026 0741	03/17/2026 2041
2360002	Erie	1	2,190	03/15/2026 2004	03/17/2026 0834
2361343	Erie	22	2,188	03/16/2026 0120	03/17/2026 1348
2354962	Clearfield	1	2,182	03/14/2026 0841	03/15/2026 2103
2360535	Erie	1	2,174	03/15/2026 2141	03/17/2026 0955
2362780	Erie	1	2,162	03/16/2026 0924	03/17/2026 2126
2351354	Indiana	3	2,154	03/13/2026 1906	03/15/2026 0700
2352730	Somerset	1	2,150	03/13/2026 2200	03/15/2026 0950

FE PA Storm Report

Order #	Approximate Location (County)	Total Number of Customers Affected	Duration of the Outage (minutes)	Initial Date and Time of the Outage	Restoration Date and Time
2356473	Somerset	1	2,127	03/14/2026 0125	03/15/2026 1252
2362046	Erie	2	2,125	03/15/2026 2003	03/17/2026 0728
2354736	Clearfield	9	2,118	03/14/2026 0722	03/15/2026 1840
2353755	Crawford	3	2,108	03/14/2026 0212	03/15/2026 1320
2361707	Erie	28	2,094	03/16/2026 0431	03/17/2026 1525
2355806	Jefferson	18	2,079	03/14/2026 0719	03/15/2026 1758
2354901	Indiana	8	2,061	03/14/2026 0827	03/15/2026 1848
2354718	Crawford	11	2,035	03/14/2026 0155	03/15/2026 1150
2355510	Venango	5	2,029	03/14/2026 0210	03/15/2026 1159
2353755	Crawford	109	1,994	03/14/2026 0212	03/15/2026 1126
2362363	Erie	8	1,985	03/16/2026 0804	03/17/2026 1709
2359990	Erie	1	1,954	03/15/2026 2001	03/17/2026 0435
2354722	Bedford	3	1,939	03/14/2026 0301	03/15/2026 1120
2374976	Erie	2	1,916	03/16/2026 0857	03/17/2026 1653
2350251	Crawford	7	1,907	03/13/2026 1633	03/15/2026 0020
2360556	Erie	4	1,873	03/15/2026 2145	03/17/2026 0458
2353834	Jefferson	19	1,863	03/14/2026 0217	03/15/2026 0920
2359549	Erie	7	1,859	03/15/2026 1830	03/17/2026 0129
2371210	Erie	1	1,843	03/15/2026 2204	03/17/2026 0447
2358318	Clearfield	17	1,841	03/15/2026 1228	03/16/2026 1909
2360232	Erie	1	1,838	03/15/2026 2040	03/17/2026 0318
2364962	Erie	1	1,833	03/16/2026 0857	03/17/2026 1530
2374662	Erie	1	1,828	03/16/2026 0640	03/17/2026 1308
2363082	Erie	1	1,824	03/16/2026 1031	03/17/2026 1655
2352219	Crawford	35	1,822	03/13/2026 1633	03/14/2026 2255
2360025	Erie	4	1,811	03/15/2026 2008	03/17/2026 0219
2362670	Erie	1	1,784	03/16/2026 0906	03/17/2026 1450
2355268	Erie	5	1,781	03/14/2026 0727	03/15/2026 1308
2354626	Crawford	1	1,774	03/14/2026 0616	03/15/2026 1150
2355337	Huntingdon	1	1,765	03/14/2026 1009	03/15/2026 1534
2352664	Somerset	3	1,762	03/13/2026 2131	03/15/2026 0253
2351158	Venango	10	1,723	03/13/2026 1907	03/14/2026 2350
2351714	Indiana	14	1,715	03/13/2026 1925	03/15/2026 0000
2360248	Erie	7	1,700	03/15/2026 2045	03/17/2026 0105
2372586	Erie	4	1,680	03/17/2026 0806	03/18/2026 1206
2352574	Indiana	41	1,676	03/13/2026 1909	03/14/2026 2305
2350295	Crawford	4	1,672	03/13/2026 1638	03/14/2026 2030
2350540	Erie	2	1,671	03/13/2026 1725	03/14/2026 2116

FE PA Storm Report

Order #	Approximate Location (County)	Total Number of Customers Affected	Duration of the Outage (minutes)	Initial Date and Time of the Outage	Restoration Date and Time
2352451	Indiana	2	1,668	03/13/2026 2047	03/15/2026 0035
2358808	Erie	28	1,667	03/15/2026 1604	03/16/2026 1951
2362030	Erie	1	1,647	03/16/2026 0643	03/17/2026 1010
2356199	Clearfield	7	1,640	03/14/2026 1255	03/15/2026 1615
2358369	Jefferson	3	1,626	03/15/2026 1251	03/16/2026 1557
2352244	Indiana	4	1,625	03/13/2026 2017	03/14/2026 2322
2357545	Clarion	1	1,601	03/13/2026 1703	03/14/2026 1944
2359730	Erie	24	1,598	03/15/2026 1912	03/16/2026 2150
2364939	Erie	1	1,596	03/16/2026 1830	03/17/2026 2106
2360675	Erie	1	1,595	03/15/2026 2215	03/17/2026 0050
2372976	Erie	22	1,594	03/17/2026 0900	03/18/2026 1134
2360517	Erie	7	1,587	03/15/2026 2137	03/17/2026 0004
2351511	Indiana	105	1,576	03/13/2026 1909	03/14/2026 2125
2360053	Erie	1	1,576	03/15/2026 2011	03/16/2026 2227
2351463	Clearfield	196	1,573	03/13/2026 1909	03/14/2026 2122
2350901	Clearfield	1	1,562	03/13/2026 1901	03/14/2026 2103
2350901	Clearfield	1	1,551	03/13/2026 1901	03/14/2026 2052
2350868	Indiana	29	1,550	03/13/2026 1823	03/14/2026 2013
2358518	Clearfield	9	1,536	03/15/2026 1417	03/16/2026 1553
2355096	Crawford	5	1,536	03/14/2026 0915	03/15/2026 1051
2360237	Erie	2	1,535	03/16/2026 1105	03/17/2026 1240
2351713	Cambria	3	1,535	03/13/2026 1925	03/14/2026 2100
2356199	Clearfield	7	1,529	03/14/2026 1446	03/15/2026 1615
2358910	Erie	8	1,528	03/15/2026 1641	03/16/2026 1809
2351760	Cambria	4	1,509	03/13/2026 1931	03/14/2026 2040
2355283	Crawford	6	1,509	03/14/2026 0956	03/15/2026 1105
2361096	Erie	4	1,508	03/15/2026 1505	03/16/2026 1613
2351014	Clearfield	467	1,504	03/13/2026 1846	03/14/2026 1950
2352096	Bedford	4	1,504	03/13/2026 1955	03/14/2026 2059
2351011	Clearfield	393	1,504	03/13/2026 1846	03/14/2026 1950
2376297	Erie	2	1,498	03/17/2026 1727	03/18/2026 1825
2354748	Blair	3	1,496	03/14/2026 0330	03/15/2026 0426
2357076	Crawford	9	1,496	03/13/2026 1536	03/14/2026 1632
2350497	Erie	1	1,494	03/13/2026 1716	03/14/2026 1810
2351011	Clearfield	22	1,492	03/13/2026 1846	03/14/2026 1938
2360275	Warren	1	1,486	03/15/2026 2057	03/16/2026 2143
2358132	Forest	11	1,474	03/14/2026 1330	03/15/2026 1404
2356564	Jefferson	29	1,472	03/13/2026 1813	03/14/2026 1845

FE PA Storm Report

Order #	Approximate Location (County)	Total Number of Customers Affected	Duration of the Outage (minutes)	Initial Date and Time of the Outage	Restoration Date and Time
2350584	Venango	2	1,469	03/13/2026 1735	03/14/2026 1804
2351024	Centre	24	1,467	03/13/2026 1849	03/14/2026 1916
2360145	Erie	3	1,463	03/15/2026 2025	03/16/2026 2048
2357418	Indiana	1	1,456	03/14/2026 1819	03/15/2026 1835
2359192	Jefferson	4	1,456	03/15/2026 1711	03/16/2026 1727
2350860	Jefferson	379	1,454	03/13/2026 1902	03/14/2026 1916
2351054	Cambria	29	1,453	03/14/2026 1936	03/15/2026 1949
2360562	Erie	40	1,445	03/15/2026 2147	03/16/2026 2152
2353078	Cambria	10	1,444	03/13/2026 2025	03/14/2026 2029
2363187	Erie	1	1,441	03/16/2026 1059	03/17/2026 1100
2350244	Crawford	11	1,439	03/13/2026 1633	03/14/2026 1632
2350185	Erie	17	1,430	03/13/2026 1625	03/14/2026 1615
2351455	Blair	14	1,418	03/13/2026 1910	03/14/2026 1848
2351541	Cambria	4	1,417	03/13/2026 1912	03/14/2026 1849
2351541	Cambria	2	1,417	03/13/2026 1912	03/14/2026 1849
2351541	Cambria	1	1,417	03/13/2026 1912	03/14/2026 1849
2358825	Huntingdon	1	1,416	03/15/2026 1609	03/16/2026 1545
2377981	Erie	1	1,415	03/16/2026 1145	03/17/2026 1120
2353347	Clarion	43	1,414	03/13/2026 1658	03/14/2026 1632
2356262	Erie	1	1,410	03/13/2026 2213	03/14/2026 2143
2350695	Erie	607	1,409	03/13/2026 1758	03/14/2026 1727
2357507	Erie	1	1,409	03/14/2026 0026	03/14/2026 2355
2363637	Erie	1	1,407	03/16/2026 1303	03/17/2026 1230
2357941	Indiana	6	1,402	03/13/2026 1938	03/14/2026 1900
2351011	Clearfield	121	1,400	03/13/2026 1846	03/14/2026 1806
2355576	Somerset	6	1,395	03/13/2026 1956	03/14/2026 1911
2350732	Venango	3	1,394	03/13/2026 1953	03/14/2026 1907
2350901	Clearfield	1	1,394	03/13/2026 1901	03/14/2026 1815
2357355	Cambria	7	1,387	03/13/2026 1947	03/14/2026 1854
2364567	Erie	11	1,385	03/15/2026 1810	03/16/2026 1715
2350901	Clearfield	40	1,382	03/13/2026 1901	03/14/2026 1803
2357472	Cambria	1	1,374	03/14/2026 1551	03/15/2026 1445
2351029	Clearfield	61	1,374	03/13/2026 1930	03/14/2026 1824
2355805	Blair	33	1,371	03/13/2026 2009	03/14/2026 1900
2357334	Somerset	2	1,370	03/13/2026 2006	03/14/2026 1856
2357334	Somerset	6	1,370	03/13/2026 2006	03/14/2026 1856
2357334	Somerset	1	1,370	03/13/2026 2006	03/14/2026 1856
2351029	Clearfield	5	1,360	03/13/2026 1930	03/14/2026 1810

FE PA Storm Report

Order #	Approximate Location (County)	Total Number of Customers Affected	Duration of the Outage (minutes)	Initial Date and Time of the Outage	Restoration Date and Time
2352473	Somerset	1	1,360	03/13/2026 2050	03/14/2026 1930
2352473	Somerset	1	1,360	03/13/2026 2050	03/14/2026 1930
2351531	Cambria	541	1,358	03/13/2026 1900	03/14/2026 1738
2351829	Jefferson	39	1,358	03/13/2026 1838	03/14/2026 1716
2359665	Warren	2	1,351	03/15/2026 1858	03/16/2026 1729
2350386	Venango	27	1,346	03/13/2026 1652	03/14/2026 1518
2352740	Erie	1	1,345	03/13/2026 2203	03/14/2026 2028
2350228	Venango	13	1,342	03/13/2026 1628	03/14/2026 1450
2365237	Clarion	1	1,337	03/16/2026 1519	03/17/2026 1336
2363394	Erie	25	1,332	03/16/2026 1155	03/17/2026 1007
2360653	Crawford	18	1,331	03/15/2026 1911	03/16/2026 1722
2358449	Crawford	2	1,328	03/14/2026 0952	03/15/2026 0800
2357034	Indiana	44	1,326	03/13/2026 1936	03/14/2026 1742
2350696	Erie	3	1,325	03/13/2026 1758	03/14/2026 1603
2350853	Clearfield	10	1,320	03/13/2026 1820	03/14/2026 1620
2359426	Erie	63	1,314	03/15/2026 1810	03/16/2026 1604
2360255	Warren	28	1,310	03/15/2026 2050	03/16/2026 1840
2361512	Erie	13	1,309	03/16/2026 0321	03/17/2026 0110
2356904	Cambria	4	1,303	03/13/2026 1900	03/14/2026 1643
2356843	Jefferson	9	1,300	03/14/2026 1500	03/15/2026 1240
2351029	Clearfield	94	1,298	03/13/2026 1930	03/14/2026 1708
2351011	Clearfield	147	1,295	03/13/2026 1846	03/14/2026 1621
2351596	Clearfield	6	1,294	03/13/2026 1920	03/14/2026 1654
2360009	Crawford	36	1,294	03/15/2026 1741	03/16/2026 1515
2351011	Clearfield	18	1,293	03/13/2026 1846	03/14/2026 1619
2351655	Blair	7	1,288	03/13/2026 1919	03/14/2026 1647
2352461	Bedford	27	1,287	03/13/2026 2048	03/14/2026 1815
2350909	Indiana	25	1,287	03/13/2026 1828	03/14/2026 1555
2362232	Erie	27	1,282	03/16/2026 0009	03/16/2026 2131
2351719	Cambria	1	1,279	03/13/2026 1926	03/14/2026 1645
2351813	Erie	1	1,274	03/13/2026 1936	03/14/2026 1650
2350224	Crawford	1	1,272	03/13/2026 1627	03/14/2026 1339
2352815	Venango	28	1,268	03/13/2026 2225	03/14/2026 1933
2362450	Erie	4	1,264	03/15/2026 1851	03/16/2026 1555
2350503	Venango	26	1,264	03/13/2026 1638	03/14/2026 1342
2352222	Somerset	2	1,263	03/13/2026 2014	03/14/2026 1717
2351647	Erie	16	1,262	03/13/2026 1918	03/14/2026 1620
2360785	McKean	9	1,259	03/15/2026 1555	03/16/2026 1254

FE PA Storm Report

Order #	Approximate Location (County)	Total Number of Customers Affected	Duration of the Outage (minutes)	Initial Date and Time of the Outage	Restoration Date and Time
2371881	Warren	5	1,256	03/17/2026 0647	03/18/2026 0343
2363774	Erie	1	1,256	03/16/2026 1331	03/17/2026 1027
2351531	Cambria	10	1,253	03/13/2026 1900	03/14/2026 1553
2351866	Blair	1	1,251	03/13/2026 1940	03/14/2026 1631
2351876	Indiana	3	1,251	03/13/2026 1941	03/14/2026 1632
2359542	Erie	5	1,247	03/15/2026 1804	03/16/2026 1451
2359845	Clearfield	2	1,245	03/15/2026 1815	03/16/2026 1500
2352464	Erie	12	1,244	03/13/2026 1835	03/14/2026 1519
2351627	Clearfield	10	1,244	03/13/2026 1916	03/14/2026 1600
2362373	Erie	376	1,243	03/15/2026 2327	03/16/2026 2010
2351144	Clearfield	35	1,241	03/13/2026 1903	03/14/2026 1544
2350925	Clearfield	1	1,241	03/13/2026 1832	03/14/2026 1513
2350253	Crawford	11	1,240	03/13/2026 1633	03/14/2026 1313
2360921	Erie	31	1,235	03/15/2026 2255	03/16/2026 1930
2353347	Clarion	29	1,233	03/13/2026 1658	03/14/2026 1331
2350452	Clarion	59	1,233	03/13/2026 1705	03/14/2026 1338
2359542	Erie	1	1,223	03/15/2026 1804	03/16/2026 1427
2351821	Indiana	47	1,223	03/13/2026 1936	03/14/2026 1559
2352394	Crawford	48	1,221	03/13/2026 1559	03/14/2026 1220
2352725	Cambria	7	1,221	03/13/2026 2154	03/14/2026 1815
2351821	Indiana	2	1,219	03/13/2026 1936	03/14/2026 1555
2351130	Somerset	16	1,219	03/13/2026 1901	03/14/2026 1520
2353045	Cambria	18	1,218	03/13/2026 1945	03/14/2026 1603
2350813	Clearfield	312	1,217	03/13/2026 1809	03/14/2026 1426
2354091	Erie	20	1,215	03/13/2026 1948	03/14/2026 1603
2364770	Jefferson	1	1,214	03/16/2026 1734	03/17/2026 1348
2362117	Erie	13	1,213	03/16/2026 0013	03/16/2026 2026
2354707	Crawford	12	1,212	03/14/2026 0009	03/14/2026 2021
2356665	Huntingdon	2	1,207	03/13/2026 2003	03/14/2026 1610
2356665	Huntingdon	3	1,207	03/13/2026 2003	03/14/2026 1610
2360146	Indiana	40	1,205	03/15/2026 1759	03/16/2026 1404
2360990	Erie	1	1,200	03/15/2026 2309	03/16/2026 1909
2362396	Erie	1	1,198	03/16/2026 0811	03/17/2026 0409
2359826	Venango	11	1,198	03/15/2026 1757	03/16/2026 1355
2355558	Clearfield	42	1,192	03/13/2026 1838	03/14/2026 1430
2350405	Clarion	63	1,187	03/13/2026 1653	03/14/2026 1240
2355171	Crawford	3	1,185	03/14/2026 0140	03/14/2026 2125
2362443	Erie	9	1,182	03/15/2026 1832	03/16/2026 1414

FE PA Storm Report

Order #	Approximate Location (County)	Total Number of Customers Affected	Duration of the Outage (minutes)	Initial Date and Time of the Outage	Restoration Date and Time
2353076	Crawford	2	1,179	03/13/2026 2359	03/14/2026 1938
2360737	Erie	1	1,179	03/15/2026 2231	03/16/2026 1810
2350635	Crawford	16	1,179	03/13/2026 1750	03/14/2026 1329
2356032	Erie	1	1,177	03/13/2026 1823	03/14/2026 1400
2364697	Erie	1	1,170	03/16/2026 1702	03/17/2026 1232
2361460	Centre	1	1,170	03/15/2026 1724	03/16/2026 1254
2362421	Huntingdon	3	1,168	03/15/2026 1448	03/16/2026 1016
2359495	Erie	22	1,167	03/15/2026 1816	03/16/2026 1343
2362949	Erie	7	1,166	03/15/2026 2317	03/16/2026 1843
2365743	Susquehanna	1	1,166	03/16/2026 2150	03/17/2026 1716
2362949	Erie	2	1,166	03/15/2026 2317	03/16/2026 1843
2350501	Clarion	32	1,165	03/13/2026 1717	03/14/2026 1242
2352093	Somerset	9	1,165	03/13/2026 1958	03/14/2026 1523
2356788	Forest	15	1,163	03/14/2026 1438	03/15/2026 1001
2355106	Warren	1	1,157	03/14/2026 0017	03/14/2026 1934
2350827	Jefferson	337	1,157	03/13/2026 1813	03/14/2026 1330
2364845	Warren	3	1,156	03/16/2026 1802	03/17/2026 1318
2351521	Cambria	1	1,154	03/13/2026 1911	03/14/2026 1425
2357624	Clarion	2	1,150	03/14/2026 1559	03/15/2026 1109
2351916	Cambria	3	1,148	03/13/2026 1944	03/14/2026 1452
2359495	Erie	1	1,147	03/15/2026 1836	03/16/2026 1343
2353011	Crawford	6	1,145	03/13/2026 2327	03/14/2026 1832
2350620	Jefferson	5	1,145	03/13/2026 1744	03/14/2026 1249
2360161	Erie	42	1,144	03/15/2026 2027	03/16/2026 1531
2360396	Warren	1	1,142	03/15/2026 1858	03/16/2026 1400
2350909	Indiana	1	1,139	03/13/2026 1828	03/14/2026 1327
2350909	Indiana	271	1,136	03/13/2026 1828	03/14/2026 1324
2360952	Erie	7	1,131	03/15/2026 2259	03/16/2026 1750
2353311	Somerset	6	1,127	03/14/2026 0149	03/14/2026 2036
2352497	Erie	1	1,127	03/13/2026 1338	03/14/2026 0825
2353123	Venango	3	1,126	03/14/2026 0033	03/14/2026 1919
2356898	Huntingdon	2	1,126	03/13/2026 2046	03/14/2026 1532
2352480	Cambria	9	1,120	03/13/2026 2050	03/14/2026 1530
2355142	Warren	7	1,119	03/14/2026 0158	03/14/2026 2037
2360366	Erie	31	1,119	03/15/2026 1816	03/16/2026 1255
2352327	Perry	118	1,118	03/13/2026 2031	03/14/2026 1509
2355213	Crawford	5	1,116	03/13/2026 2324	03/14/2026 1800
2353120	Venango	110	1,115	03/14/2026 0030	03/14/2026 1905

FE PA Storm Report

Order #	Approximate Location (County)	Total Number of Customers Affected	Duration of the Outage (minutes)	Initial Date and Time of the Outage	Restoration Date and Time
2350163	Crawford	3	1,114	03/13/2026 1619	03/14/2026 1053
2357921	Clearfield	3	1,114	03/14/2026 1722	03/15/2026 1156
2360410	Warren	1	1,112	03/15/2026 2008	03/16/2026 1440
2350576	Erie	61	1,111	03/13/2026 1732	03/14/2026 1203
2350504	Forest	48	1,110	03/13/2026 1717	03/14/2026 1147
2360310	Erie	11	1,107	03/15/2026 2108	03/16/2026 1535
2359507	Crawford	15	1,106	03/15/2026 1819	03/16/2026 1245
2359198	Forest	46	1,106	03/15/2026 1714	03/16/2026 1140
2351811	Indiana	7	1,104	03/13/2026 1936	03/14/2026 1400
2375960	Erie	2	1,102	03/17/2026 1602	03/18/2026 1024
2359184	Centre	6	1,100	03/15/2026 1709	03/16/2026 1129
2352521	Somerset	6	1,097	03/13/2026 2058	03/14/2026 1515
2359506	Venango	2	1,095	03/15/2026 1819	03/16/2026 1234
2351797	Blair	2	1,095	03/13/2026 1935	03/14/2026 1350
2360522	Wyoming	116	1,090	03/15/2026 2138	03/16/2026 1548
2350294	Venango	20	1,089	03/13/2026 1705	03/14/2026 1114
2359526	Crawford	131	1,089	03/15/2026 1827	03/16/2026 1236
2351521	Cambria	177	1,086	03/13/2026 1911	03/14/2026 1317
2354779	Blair	263	1,081	03/13/2026 1949	03/14/2026 1350
2355732	Venango	1	1,080	03/14/2026 0055	03/14/2026 1855
2353154	Crawford	19	1,079	03/14/2026 0046	03/14/2026 1845
2366741	Huntingdon	18	1,076	03/16/2026 2242	03/17/2026 1638
2350537	Somerset	14	1,072	03/13/2026 1725	03/14/2026 1117
2353165	Forest	18	1,069	03/13/2026 2222	03/14/2026 1611
2353423	Crawford	11	1,068	03/14/2026 0156	03/14/2026 1944
2364797	Blair	1	1,062	03/16/2026 1643	03/17/2026 1025
2352471	Erie	1	1,061	03/13/2026 2049	03/14/2026 1430
2353208	Venango	1	1,055	03/14/2026 0121	03/14/2026 1856
2365025	Erie	7	1,055	03/16/2026 1855	03/17/2026 1230
2353114	Erie	17	1,054	03/14/2026 0026	03/14/2026 1800
2353214	Erie	5	1,052	03/14/2026 0122	03/14/2026 1854
2351852	Blair	159	1,050	03/13/2026 1939	03/14/2026 1309
2352999	Clearfield	1	1,048	03/13/2026 2317	03/14/2026 1645
2360282	Erie	18	1,048	03/15/2026 2221	03/16/2026 1549
2351852	Blair	17	1,042	03/13/2026 1939	03/14/2026 1301
2363507	Erie	1	1,037	03/16/2026 1229	03/17/2026 0546
2352103	Somerset	14	1,036	03/13/2026 1959	03/14/2026 1315
2361160	Crawford	16	1,036	03/16/2026 0014	03/16/2026 1730

FE PA Storm Report

Order #	Approximate Location (County)	Total Number of Customers Affected	Duration of the Outage (minutes)	Initial Date and Time of the Outage	Restoration Date and Time
2369397	Clearfield	12	1,035	03/16/2026 2047	03/17/2026 1402
2351531	Cambria	2	1,034	03/13/2026 1900	03/14/2026 1214
2350974	Clearfield	37	1,034	03/13/2026 1907	03/14/2026 1221
2354989	Erie	20	1,034	03/14/2026 0250	03/14/2026 2004
2353056	Erie	32	1,032	03/13/2026 2303	03/14/2026 1615
2359948	Warren	17	1,030	03/15/2026 1955	03/16/2026 1305
2351797	Blair	301	1,028	03/13/2026 1935	03/14/2026 1243
2353238	Cambria	77	1,025	03/13/2026 1936	03/14/2026 1241
2360796	Tioga	1	1,024	03/15/2026 2226	03/16/2026 1530
2360180	Crawford	22	1,023	03/15/2026 2033	03/16/2026 1336
2354643	Clearfield	4	1,022	03/14/2026 0159	03/14/2026 1901
2351671	Erie	4	1,019	03/13/2026 1919	03/14/2026 1218
2359804	Warren	68	1,011	03/15/2026 1930	03/16/2026 1221
2351699	Westmoreland	4	1,007	03/13/2026 1923	03/14/2026 1210
2357074	Venango	12	1,005	03/14/2026 0043	03/14/2026 1728
2360911	Erie	23	1,004	03/15/2026 2254	03/16/2026 1538
2356054	Erie	2	1,003	03/13/2026 1932	03/14/2026 1215
2352270	Blair	4	1,002	03/13/2026 2022	03/14/2026 1304
2352270	Blair	5	1,002	03/13/2026 2022	03/14/2026 1304
2353191	Warren	11	997	03/14/2026 0113	03/14/2026 1750
2365153	Warren	11	996	03/16/2026 1922	03/17/2026 1158
2361096	Erie	1	996	03/15/2026 2337	03/16/2026 1613
2355732	Venango	25	995	03/14/2026 0055	03/14/2026 1730
2352073	Erie	1	995	03/13/2026 1955	03/14/2026 1230
2351821	Indiana	51	994	03/13/2026 1936	03/14/2026 1210
2352063	Somerset	9	992	03/13/2026 1954	03/14/2026 1226
2360616	Erie	82	991	03/15/2026 2153	03/16/2026 1424
2361009	Erie	72	989	03/15/2026 2314	03/16/2026 1543
2350974	Clearfield	40	985	03/13/2026 1907	03/14/2026 1132
2359835	Erie	116	985	03/15/2026 1935	03/16/2026 1200
2353165	Forest	10	981	03/13/2026 2350	03/14/2026 1611
2353959	Venango	1	980	03/14/2026 0229	03/14/2026 1849
2352128	Huntingdon	12	978	03/13/2026 2003	03/14/2026 1221
2350974	Clearfield	347	978	03/13/2026 1907	03/14/2026 1125
2359729	Crawford	9	976	03/15/2026 1912	03/16/2026 1128
2352357	Blair	1	976	03/13/2026 2034	03/14/2026 1250
2351907	Cambria	4	974	03/13/2026 1943	03/14/2026 1157
2356183	Cambria	3	974	03/14/2026 0745	03/14/2026 2359

FE PA Storm Report

Order #	Approximate Location (County)	Total Number of Customers Affected	Duration of the Outage (minutes)	Initial Date and Time of the Outage	Restoration Date and Time
2351671	Erie	12	967	03/13/2026 1919	03/14/2026 1126
2363067	Sullivan	1	966	03/16/2026 0448	03/16/2026 2054
2362128	Erie	25	965	03/15/2026 2238	03/16/2026 1443
2351158	Venango	85	965	03/13/2026 1907	03/14/2026 1112
2351892	Somerset	9	961	03/13/2026 1942	03/14/2026 1143
2354707	Crawford	27	961	03/14/2026 0009	03/14/2026 1610
2350974	Clearfield	171	958	03/13/2026 1907	03/14/2026 1105
2365044	Erie	3	958	03/16/2026 0632	03/16/2026 2230
2353062	Crawford	22	953	03/13/2026 2350	03/14/2026 1543
2352537	Somerset	5	951	03/13/2026 2102	03/14/2026 1253
2372978	Clearfield	2	950	03/16/2026 1758	03/17/2026 0948
2354069	Crawford	2	943	03/14/2026 0245	03/14/2026 1828
2355594	Erie	20	941	03/13/2026 1957	03/14/2026 1138
2361297	Indiana	2	940	03/15/2026 2243	03/16/2026 1423
2351704	Huntingdon	3	939	03/13/2026 1924	03/14/2026 1103
2359845	Clearfield	3	939	03/15/2026 1815	03/16/2026 0954
2360890	Erie	6	934	03/15/2026 2251	03/16/2026 1425
2360796	Tioga	17	929	03/15/2026 2226	03/16/2026 1355
2360651	Crawford	3	926	03/15/2026 1944	03/16/2026 1110
2357061	Venango	3	925	03/14/2026 0413	03/14/2026 1938
2353137	Warren	24	921	03/14/2026 0039	03/14/2026 1600
2363085	Clearfield	12	920	03/15/2026 1911	03/16/2026 1031
2360796	Tioga	374	914	03/15/2026 2226	03/16/2026 1340
2361626	Erie	15	911	03/16/2026 0424	03/16/2026 1935
2355811	Somerset	139	910	03/13/2026 2028	03/14/2026 1138
2360312	Crawford	6	909	03/15/2026 2109	03/16/2026 1218
2361562	Erie	28	906	03/16/2026 0352	03/16/2026 1858
2359133	Clearfield	3	906	03/15/2026 1706	03/16/2026 0812
2352256	Cambria	13	904	03/13/2026 2019	03/14/2026 1123
2353193	Venango	27	902	03/14/2026 0112	03/14/2026 1614
2361286	Wyoming	8	902	03/15/2026 2138	03/16/2026 1240
2365070	Jefferson	1	900	03/16/2026 1909	03/17/2026 1009
2359631	Jefferson	48	898	03/15/2026 1802	03/16/2026 0900
2355731	Venango	48	894	03/14/2026 0055	03/14/2026 1549
2352609	Crawford	1	893	03/13/2026 2120	03/14/2026 1213
2366414	Franklin	1	893	03/16/2026 2236	03/17/2026 1329
2370552	Susquehanna	1	890	03/16/2026 2200	03/17/2026 1250
2355243	Erie	2	885	03/13/2026 1956	03/14/2026 1041

FE PA Storm Report

Order #	Approximate Location (County)	Total Number of Customers Affected	Duration of the Outage (minutes)	Initial Date and Time of the Outage	Restoration Date and Time
2355731	Venango	66	880	03/14/2026 0055	03/14/2026 1535
2353230	Erie	45	878	03/14/2026 0132	03/14/2026 1610
2360237	Erie	37	878	03/15/2026 2042	03/16/2026 1120
2354546	Crawford	19	876	03/14/2026 0134	03/14/2026 1610
2359596	Erie	1	872	03/15/2026 1843	03/16/2026 0915
2352301	Cambria	30	871	03/13/2026 2027	03/14/2026 1058
2359835	Erie	136	870	03/15/2026 2130	03/16/2026 1200
2353975	Crawford	10	869	03/14/2026 0231	03/14/2026 1700
2361035	Erie	16	862	03/15/2026 2316	03/16/2026 1338
2360399	Warren	7	861	03/15/2026 1938	03/16/2026 0959
2353081	Erie	23	856	03/13/2026 2242	03/14/2026 1258
2361147	Jefferson	2	855	03/16/2026 0002	03/16/2026 1417
2354742	Erie	1	854	03/14/2026 0724	03/14/2026 2138
2357669	Crawford	1	850	03/14/2026 2210	03/15/2026 1220
2363198	Erie	11	850	03/16/2026 1015	03/17/2026 0025
2360084	Centre	1	843	03/15/2026 2013	03/16/2026 1016
2359961	Venango	22	842	03/15/2026 1956	03/16/2026 0958
2363554	Erie	26	840	03/15/2026 2259	03/16/2026 1259
2363554	Erie	19	837	03/15/2026 2259	03/16/2026 1256
2352302	Mifflin	4	832	03/13/2026 2029	03/14/2026 1021
2363554	Erie	86	831	03/15/2026 2259	03/16/2026 1250
2354563	Crawford	19	822	03/14/2026 0210	03/14/2026 1552
2357158	Jefferson	2	819	03/14/2026 0333	03/14/2026 1712
2355485	Cambria	2	819	03/13/2026 2138	03/14/2026 1117
2361591	Erie	5	815	03/16/2026 0042	03/16/2026 1417
2351755	Susquehanna	2	812	03/13/2026 1930	03/14/2026 0902
2365424	Erie	2	811	03/16/2026 2030	03/17/2026 1001
2353186	Blair	1	811	03/13/2026 2059	03/14/2026 1030
2361073	Erie	26	810	03/15/2026 2326	03/16/2026 1256
2352136	Mifflin	2	810	03/13/2026 2004	03/14/2026 0934
2357531	Indiana	1	808	03/14/2026 1932	03/15/2026 0900
2359815	Jefferson	29	807	03/15/2026 1907	03/16/2026 0834
2365573	Susquehanna	35	806	03/16/2026 2110	03/17/2026 1036
2359803	Erie	34	805	03/15/2026 1930	03/16/2026 0855
2354561	Erie	1	804	03/14/2026 0546	03/14/2026 1910
2354622	Crawford	8	802	03/14/2026 0615	03/14/2026 1937
2357177	Venango	4	799	03/14/2026 0542	03/14/2026 1901
2365044	Erie	80	799	03/16/2026 0632	03/16/2026 1951

FE PA Storm Report

Order #	Approximate Location (County)	Total Number of Customers Affected	Duration of the Outage (minutes)	Initial Date and Time of the Outage	Restoration Date and Time
2357406	Crawford	3	798	03/14/2026 0447	03/14/2026 1805
2365651	Bradford	22	793	03/16/2026 2130	03/17/2026 1043
2360417	Centre	35	793	03/15/2026 2122	03/16/2026 1035
2360796	Tioga	10	789	03/15/2026 2226	03/16/2026 1135
2352245	Cambria	107	787	03/13/2026 2017	03/14/2026 0924
2364297	Crawford	2	786	03/16/2026 0909	03/16/2026 2215
2352549	Erie	1	784	03/13/2026 2105	03/14/2026 1009
2362373	Erie	134	783	03/15/2026 2327	03/16/2026 1230
2354193	Crawford	10	775	03/14/2026 0330	03/14/2026 1625
2353290	Clearfield	14	770	03/14/2026 0148	03/14/2026 1438
2355142	Warren	234	769	03/14/2026 0158	03/14/2026 1447
2352493	Somerset	4	768	03/13/2026 2052	03/14/2026 0940
2360704	Erie	21	767	03/15/2026 2103	03/16/2026 0950
2371209	Erie	26	764	03/17/2026 0444	03/17/2026 1728
2353839	Venango	10	763	03/14/2026 0218	03/14/2026 1501
2360594	Erie	141	762	03/15/2026 2153	03/16/2026 1035
2352700	Somerset	15	753	03/13/2026 2140	03/14/2026 1013
2361323	Cambria	39	751	03/16/2026 0024	03/16/2026 1255
2352128	Huntingdon	7	750	03/13/2026 2351	03/14/2026 1221
2363183	Erie	1	749	03/16/2026 1057	03/16/2026 2326
2360274	Wayne	4	744	03/15/2026 2055	03/16/2026 0919
2353307	Crawford	97	740	03/14/2026 0148	03/14/2026 1408
2351067	Franklin	3	735	03/13/2026 1407	03/14/2026 0222
2353876	Venango	57	735	03/14/2026 0221	03/14/2026 1436
2361208	Clearfield	2	734	03/16/2026 0024	03/16/2026 1238
2355293	Somerset	1	731	03/14/2026 0958	03/14/2026 2209
2360902	Crawford	19	728	03/15/2026 1805	03/16/2026 0613
2354921	Cambria	167	727	03/13/2026 2030	03/14/2026 0837
2355213	Crawford	46	727	03/13/2026 2324	03/14/2026 1131
2354303	Venango	19	725	03/14/2026 0411	03/14/2026 1616
2354801	Venango	2	725	03/14/2026 0752	03/14/2026 1957
2354819	Indiana	322	720	03/13/2026 2355	03/14/2026 1155
2362453	Warren	1	718	03/16/2026 0818	03/16/2026 2016
2352492	Cambria	41	718	03/13/2026 2052	03/14/2026 0850
2360636	Warren	11	712	03/15/2026 2203	03/16/2026 0955
2355201	Crawford	9	710	03/14/2026 0200	03/14/2026 1350
2353139	Erie	1	709	03/14/2026 0041	03/14/2026 1230
2352315	Cambria	21	709	03/13/2026 2030	03/14/2026 0819

FE PA Storm Report

Order #	Approximate Location (County)	Total Number of Customers Affected	Duration of the Outage (minutes)	Initial Date and Time of the Outage	Restoration Date and Time
2353185	Indiana	11	708	03/14/2026 0106	03/14/2026 1254
2376788	Crawford	2	707	03/17/2026 0943	03/17/2026 2130
2353135	Erie	31	705	03/13/2026 2335	03/14/2026 1120
2353218	Somerset	16	705	03/14/2026 0125	03/14/2026 1310
2352581	Huntingdon	1	703	03/13/2026 2113	03/14/2026 0856
2352933	Erie	15	702	03/13/2026 2249	03/14/2026 1031
2361185	Sullivan	2	702	03/16/2026 0019	03/16/2026 1201
2353006	Warren	3	699	03/13/2026 2323	03/14/2026 1102
2353120	Venango	410	695	03/14/2026 0030	03/14/2026 1205
2354889	Mifflin	11	695	03/13/2026 2055	03/14/2026 0830
2362162	Erie	72	694	03/16/2026 0727	03/16/2026 1901
2354696	Erie	42	687	03/14/2026 0140	03/14/2026 1307
2355337	Huntingdon	4	685	03/14/2026 1009	03/14/2026 2134
2353401	Erie	52	684	03/14/2026 0154	03/14/2026 1318
2354690	Venango	12	681	03/14/2026 0657	03/14/2026 1818
2353192	Warren	296	680	03/14/2026 0112	03/14/2026 1232
2370660	Blair	1	680	03/17/2026 0220	03/17/2026 1340
2353222	Crawford	73	677	03/14/2026 0127	03/14/2026 1244
2354720	Blair	12	677	03/14/2026 0713	03/14/2026 1830
2361073	Erie	9	676	03/16/2026 0140	03/16/2026 1256
2353962	Warren	26	675	03/14/2026 0230	03/14/2026 1345
2354188	Erie	8	675	03/14/2026 0326	03/14/2026 1441
2353192	Warren	93	667	03/14/2026 0112	03/14/2026 1219
2370769	Blair	3	666	03/17/2026 0147	03/17/2026 1253
2354662	Clearfield	15	659	03/14/2026 0639	03/14/2026 1738
2353192	Warren	33	658	03/14/2026 0112	03/14/2026 1210
2358882	McKean	363	656	03/15/2026 1448	03/16/2026 0144
2357399	Forest	25	656	03/14/2026 0759	03/14/2026 1855
2352604	Westmoreland	18	649	03/13/2026 2119	03/14/2026 0808
2352602	Indiana	38	649	03/13/2026 2118	03/14/2026 0807
2355883	Erie	3	643	03/14/2026 0233	03/14/2026 1316
2361040	Erie	34	640	03/15/2026 2317	03/16/2026 0957
2360250	Erie	35	629	03/15/2026 2047	03/16/2026 0716
2351519	Huntingdon	11	629	03/13/2026 1911	03/14/2026 0540
2353853	Venango	369	628	03/14/2026 0055	03/14/2026 1123
2359260	Centre	32	628	03/15/2026 1724	03/16/2026 0352
2355241	Somerset	24	627	03/14/2026 0943	03/14/2026 2010
2368921	Tioga	2	625	03/17/2026 0005	03/17/2026 1030

FE PA Storm Report

Order #	Approximate Location (County)	Total Number of Customers Affected	Duration of the Outage (minutes)	Initial Date and Time of the Outage	Restoration Date and Time
2360790	Crawford	49	621	03/15/2026 1904	03/16/2026 0525
2354939	Cambria	1	621	03/14/2026 0839	03/14/2026 1900
2351755	Susquehanna	4	620	03/14/2026 0000	03/14/2026 1020
2356181	Crawford	2	615	03/14/2026 1251	03/14/2026 2306
2361001	Tioga	1	613	03/15/2026 2311	03/16/2026 0924
2361435	Warren	73	612	03/16/2026 0228	03/16/2026 1240
2353057	Warren	42	610	03/13/2026 2348	03/14/2026 0958
2354411	McKean	31	608	03/14/2026 0432	03/14/2026 1440
2353804	Venango	349	607	03/14/2026 0215	03/14/2026 1222
2361591	Erie	30	597	03/16/2026 0420	03/16/2026 1417
2353595	Erie	15	593	03/14/2026 0205	03/14/2026 1158
2353057	Warren	1133	591	03/14/2026 0158	03/14/2026 1149
2351541	Cambria	18	591	03/13/2026 1912	03/14/2026 0503
2355178	Clearfield	8	590	03/14/2026 0219	03/14/2026 1209
2354684	Indiana	1	589	03/14/2026 0651	03/14/2026 1640
2354198	Warren	203	584	03/14/2026 0331	03/14/2026 1315
2360307	McKean	10	583	03/15/2026 2104	03/16/2026 0647
2358141	Indiana	1	580	03/15/2026 1020	03/15/2026 2000
2354774	Huntingdon	6	577	03/14/2026 0738	03/14/2026 1715
2371620	Tioga	33	574	03/17/2026 0135	03/17/2026 1109
2359623	McKean	260	565	03/15/2026 1849	03/16/2026 0414
2355106	Warren	4	557	03/14/2026 0017	03/14/2026 0934
2361364	Erie	202	556	03/16/2026 0140	03/16/2026 1056
2373471	Cambria	29	555	03/17/2026 0040	03/17/2026 0955
2359582	McKean	163	553	03/15/2026 1532	03/16/2026 0045
2367960	Indiana	1	551	03/16/2026 2334	03/17/2026 0845
2355201	Crawford	22	545	03/14/2026 0200	03/14/2026 1105
2354726	Warren	109	545	03/14/2026 0500	03/14/2026 1405
2355201	Crawford	2	545	03/14/2026 0200	03/14/2026 1105
2362725	Erie	2	545	03/16/2026 0915	03/16/2026 1820
2369735	Cambria	2	543	03/17/2026 0040	03/17/2026 0943
2362704	Erie	54	541	03/16/2026 0911	03/16/2026 1812
2357407	Crawford	3	541	03/14/2026 0904	03/14/2026 1805
2355106	Warren	21	541	03/14/2026 0017	03/14/2026 0918
2353239	Warren	250	540	03/14/2026 0112	03/14/2026 1012
2354110	Cambria	37	539	03/14/2026 0254	03/14/2026 1153
2351608	Indiana	10	539	03/13/2026 1915	03/14/2026 0414
2354784	Warren	1	536	03/14/2026 0744	03/14/2026 1640

FE PA Storm Report

Order #	Approximate Location (County)	Total Number of Customers Affected	Duration of the Outage (minutes)	Initial Date and Time of the Outage	Restoration Date and Time
2355511	Jefferson	1	536	03/14/2026 1041	03/14/2026 1937
2361208	Clearfield	127	535	03/16/2026 0024	03/16/2026 0919
2354228	Erie	2	528	03/13/2026 2242	03/14/2026 0730
2358351	Clearfield	46	525	03/15/2026 1243	03/15/2026 2128
2361208	Clearfield	293	524	03/16/2026 0024	03/16/2026 0908
2371722	Wyoming	2	523	03/17/2026 0628	03/17/2026 1511
2362684	Erie	8	522	03/16/2026 0907	03/16/2026 1749
2353755	Crawford	26	522	03/14/2026 0212	03/14/2026 1054
2350317	Erie	12	519	03/13/2026 1641	03/14/2026 0120
2360818	Erie	26	517	03/15/2026 2239	03/16/2026 0716
2362890	Erie	227	517	03/16/2026 0043	03/16/2026 0920
2359522	Somerset	38	516	03/15/2026 0940	03/15/2026 1816
2361575	Erie	1	515	03/16/2026 0848	03/16/2026 1723
2349842	Indiana	2	515	03/13/2026 1525	03/14/2026 0000
2358088	Somerset	69	515	03/15/2026 0940	03/15/2026 1815
2371957	Warren	1	514	03/17/2026 0656	03/17/2026 1530
2353193	Venango	7	513	03/14/2026 0112	03/14/2026 0945
2358895	Cambria	4	511	03/15/2026 1202	03/15/2026 2033
2361282	Erie	259	509	03/15/2026 1953	03/16/2026 0422
2354819	Indiana	257	508	03/13/2026 2355	03/14/2026 0823
2362949	Erie	25	508	03/16/2026 1015	03/16/2026 1843
2362539	Warren	19	507	03/16/2026 0845	03/16/2026 1712
2355172	Blair	1	507	03/14/2026 0933	03/14/2026 1800
2355401	Clearfield	2	505	03/14/2026 1022	03/14/2026 1847
2362365	McKean	1	502	03/16/2026 0806	03/16/2026 1628
2352170	Somerset	147	497	03/13/2026 2008	03/14/2026 0425
2373454	Wayne	10	495	03/17/2026 0257	03/17/2026 1112
2362538	Erie	1	495	03/16/2026 0845	03/16/2026 1700
2357427	Venango	27	493	03/14/2026 1238	03/14/2026 2051
2363468	Erie	1	487	03/16/2026 1217	03/16/2026 2024
2353193	Venango	3	486	03/14/2026 0112	03/14/2026 0918
2353876	Venango	36	485	03/14/2026 0221	03/14/2026 1026
2353244	Crawford	1	485	03/14/2026 0140	03/14/2026 0945
2353057	Warren	1	483	03/14/2026 0158	03/14/2026 1001
2353239	Warren	8	480	03/14/2026 0112	03/14/2026 0912
2359924	Erie	1	480	03/15/2026 2017	03/16/2026 0417
2354819	Indiana	132	479	03/13/2026 2355	03/14/2026 0754
2355929	Venango	1	479	03/14/2026 1201	03/14/2026 2000

FE PA Storm Report

Order #	Approximate Location (County)	Total Number of Customers Affected	Duration of the Outage (minutes)	Initial Date and Time of the Outage	Restoration Date and Time
2357712	Cambria	1	478	03/14/2026 1447	03/14/2026 2245
2356815	Cambria	3	478	03/14/2026 1447	03/14/2026 2245
2357301	Warren	2	475	03/14/2026 1139	03/14/2026 1934
2363663	Sullivan	5	474	03/16/2026 1310	03/16/2026 2104
2366009	Erie	2	471	03/16/2026 2217	03/17/2026 0608
2361546	Crawford	1	470	03/16/2026 0345	03/16/2026 1135
2361546	Crawford	1	470	03/16/2026 0345	03/16/2026 1135
2360282	Erie	2	468	03/15/2026 2221	03/16/2026 0609
2361282	Erie	79	466	03/15/2026 1953	03/16/2026 0339
2357412	Blair	4	466	03/14/2026 1035	03/14/2026 1821
2365350	Erie	1	465	03/16/2026 1149	03/16/2026 1934
2365350	Erie	1	465	03/16/2026 1149	03/16/2026 1934
2365350	Erie	1	465	03/16/2026 1149	03/16/2026 1934
2362011	Erie	465	465	03/16/2026 0632	03/16/2026 1417
2362842	Blair	10	463	03/16/2026 0327	03/16/2026 1110
2371634	Mifflin	8	463	03/17/2026 0612	03/17/2026 1355
2360282	Erie	45	461	03/15/2026 2221	03/16/2026 0602
2361390	Warren	22	455	03/16/2026 0147	03/16/2026 0922
2374236	Wayne	67	448	03/17/2026 1103	03/17/2026 1831
2355142	Warren	107	447	03/14/2026 0158	03/14/2026 0925
2353464	Warren	328	447	03/14/2026 0158	03/14/2026 0925
2353465	Forest	440	447	03/14/2026 0158	03/14/2026 0925
2352324	Huntingdon	31	446	03/13/2026 2031	03/14/2026 0357
2350021	Somerset	6	444	03/13/2026 1556	03/13/2026 2320
2352358	Erie	87	443	03/13/2026 2034	03/14/2026 0357
2358120	Tioga	2	442	03/15/2026 1003	03/15/2026 1725
2362210	Erie	1	438	03/16/2026 0742	03/16/2026 1500
2353263	Crawford	309	436	03/14/2026 0145	03/14/2026 0901
2353263	Crawford	49	436	03/14/2026 0145	03/14/2026 0901
2349984	Erie	4	435	03/13/2026 1549	03/13/2026 2304
2361909	Erie	1	432	03/16/2026 0607	03/16/2026 1319
2361153	Erie	12	431	03/16/2026 0009	03/16/2026 0720
2359254	Clearfield	146	430	03/15/2026 1827	03/16/2026 0137
2357699	Bradford	1	429	03/14/2026 2231	03/15/2026 0540
2350354	Crawford	26	427	03/13/2026 1648	03/13/2026 2355
2350535	Erie	348	427	03/13/2026 1530	03/13/2026 2237
2358647	Blair	8	426	03/15/2026 1335	03/15/2026 2041
2355435	Clarion	2	424	03/14/2026 1026	03/14/2026 1730

FE PA Storm Report

Order #	Approximate Location (County)	Total Number of Customers Affected	Duration of the Outage (minutes)	Initial Date and Time of the Outage	Restoration Date and Time
2356055	Huntingdon	67	422	03/14/2026 1229	03/14/2026 1931
2371314	Jefferson	11	421	03/17/2026 0146	03/17/2026 0847
2361438	Potter	1	421	03/16/2026 0229	03/16/2026 0930
2352107	Huntingdon	3	421	03/13/2026 1959	03/14/2026 0300
2354436	Tioga	11	417	03/14/2026 0446	03/14/2026 1143
2354436	Tioga	93	417	03/14/2026 0446	03/14/2026 1143
2365561	McKean	1	415	03/16/2026 2105	03/17/2026 0400
2362941	Erie	1	411	03/16/2026 0958	03/16/2026 1649
2363407	Venango	4	410	03/16/2026 0653	03/16/2026 1343
2361159	Erie	62	407	03/16/2026 0013	03/16/2026 0700
2362552	Crawford	5	406	03/16/2026 0639	03/16/2026 1325
2358356	Clearfield	128	406	03/15/2026 1245	03/15/2026 1931
2361523	Wyoming	4	403	03/16/2026 0331	03/16/2026 1014
2349270	Erie	180	398	03/13/2026 1338	03/13/2026 2016
2350868	Indiana	10	398	03/14/2026 1335	03/14/2026 2013
2363574	Erie	1	398	03/16/2026 1247	03/16/2026 1925
2353239	Warren	62	397	03/14/2026 0335	03/14/2026 1012
2358600	Warren	12	394	03/15/2026 1456	03/15/2026 2130
2368190	McKean	1	392	03/16/2026 2346	03/17/2026 0618
2353850	Clearfield	27	391	03/14/2026 0219	03/14/2026 0850
2356249	Venango	6	385	03/14/2026 1303	03/14/2026 1928
2363333	Crawford	1	384	03/16/2026 1136	03/16/2026 1800
2352574	Indiana	163	383	03/13/2026 1909	03/14/2026 0132
2361546	Crawford	45	380	03/16/2026 0515	03/16/2026 1135
2357319	Crawford	1	380	03/14/2026 1130	03/14/2026 1750
2360809	Erie	65	378	03/15/2026 1846	03/16/2026 0104
2371098	Somerset	12	377	03/17/2026 0409	03/17/2026 1026
2355213	Crawford	17	376	03/14/2026 1144	03/14/2026 1800
2376168	Venango	1	376	03/17/2026 1359	03/17/2026 2015
2354126	Crawford	19	374	03/14/2026 0258	03/14/2026 0912
2365709	Susquehanna	10	373	03/16/2026 2142	03/17/2026 0355
2359542	Erie	357	372	03/15/2026 1804	03/16/2026 0016
2357146	Crawford	1	371	03/14/2026 1704	03/14/2026 2315
2355619	Warren	3	370	03/14/2026 1103	03/14/2026 1713
2362459	Bradford	7	367	03/16/2026 0144	03/16/2026 0751
2354228	Erie	150	365	03/13/2026 2242	03/14/2026 0447
2361348	Bradford	41	365	03/16/2026 0120	03/16/2026 0725
2373418	Centre	30	363	03/17/2026 0325	03/17/2026 0928

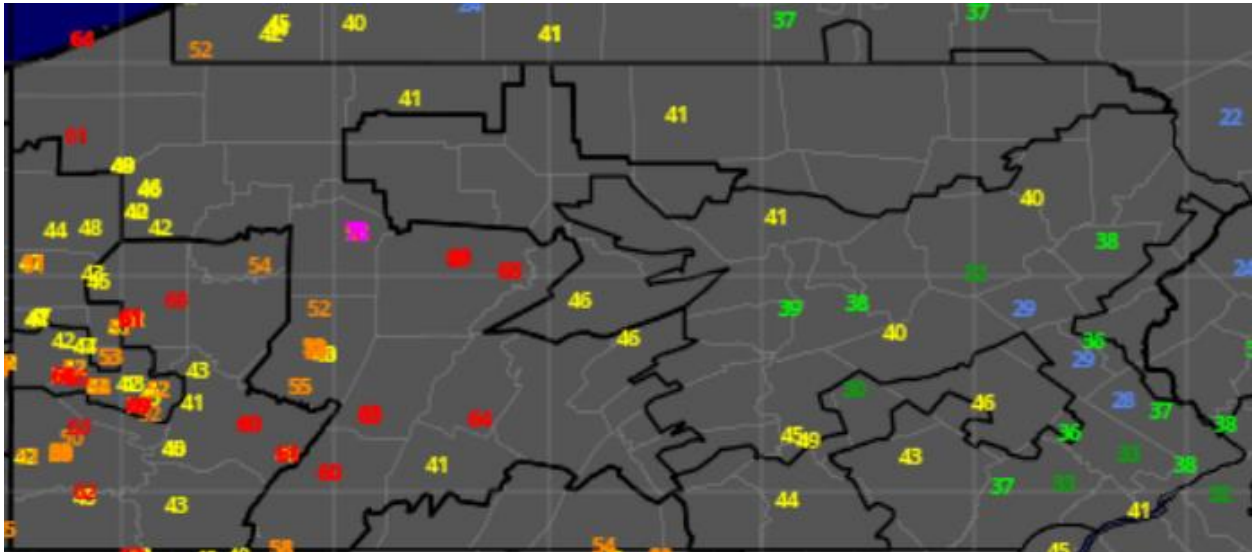
FE PA Storm Report

Order #	Approximate Location (County)	Total Number of Customers Affected	Duration of the Outage (minutes)	Initial Date and Time of the Outage	Restoration Date and Time
2358650	Clearfield	44	363	03/15/2026 1520	03/15/2026 2123
2357995	Warren	1	362	03/15/2026 0800	03/15/2026 1402
2352888	Erie	6	362	03/13/2026 1923	03/14/2026 0125
2354779	Blair	232	360	03/14/2026 0750	03/14/2026 1350

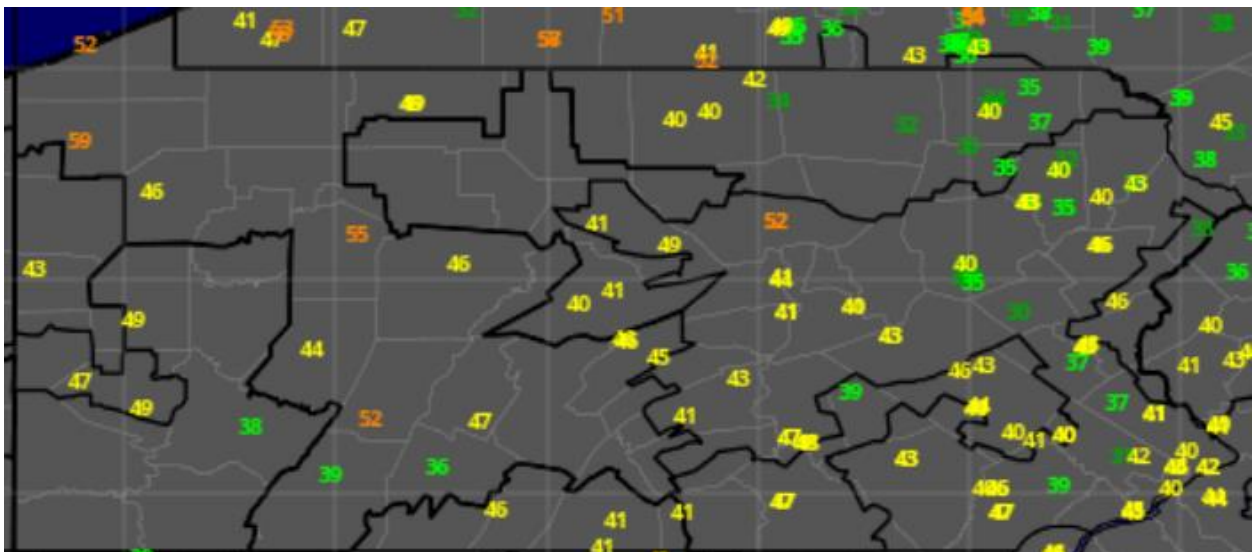
Attachment B: Wind, Precipitation, and Temperature Reports

Wind, Precipitation, and Temperature Reports: Graphics 1 through 5 illustrate the maximum wind gusts in the FE PA service territory from March 13, 2026, through March 17, 2026. Graphics 6 through 8 illustrate the 24-Hour Total Precipitation on March 13, 2026, March 16, 2026, and March 17, 2026. Graphics 9 through 10 illustrate the Maximum and Minimum Temperatures on March 16, 2026, and March 17, 2026. The graphics depict data from the National Oceanic and Atmospheric Administration (“NOAA”).

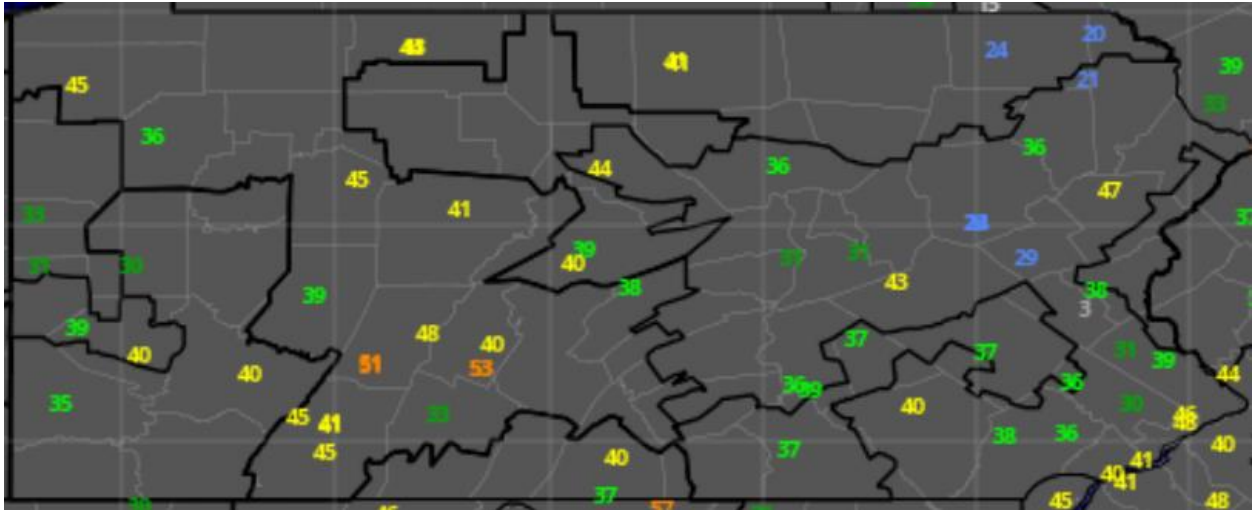
Graphic 1 – Maximum Wind Gusts – Friday, March 13, 2026



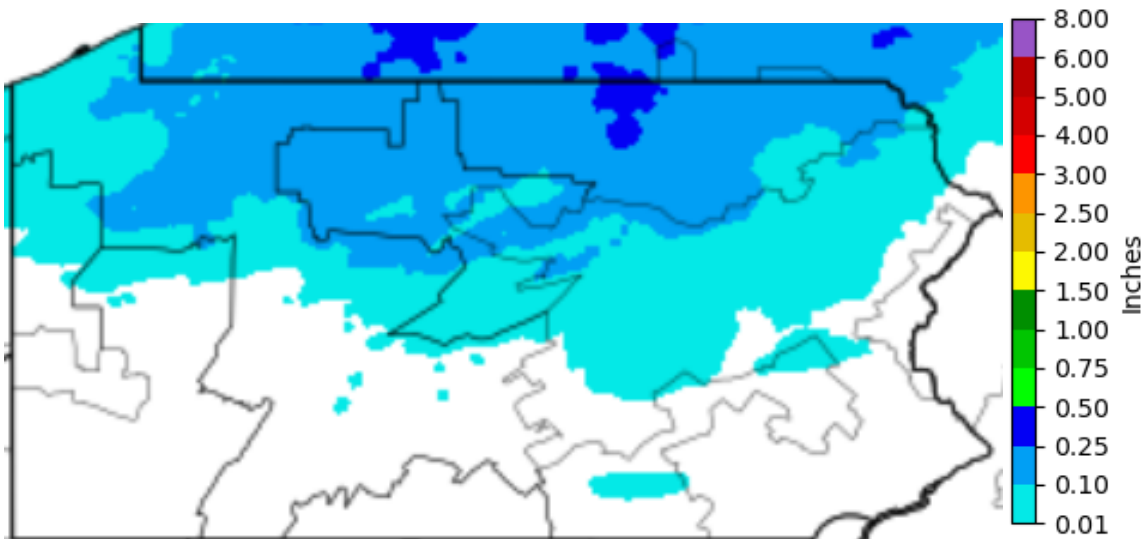
Graphic 2 – Maximum Wind Gusts – Saturday, March 14, 2026



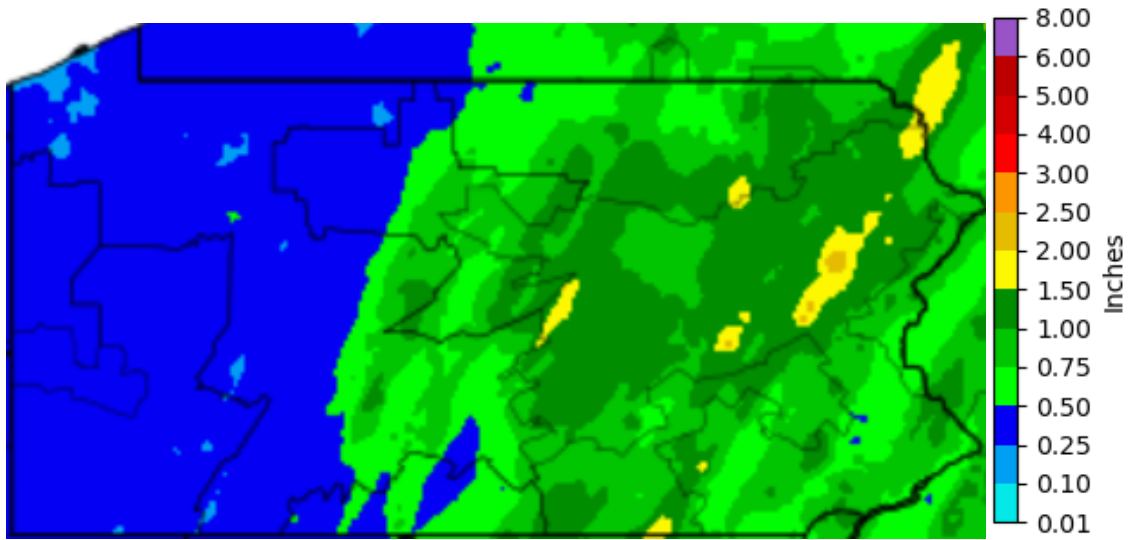
Graphic 5 – Maximum Wind Gusts – Tuesday, March 17, 2026



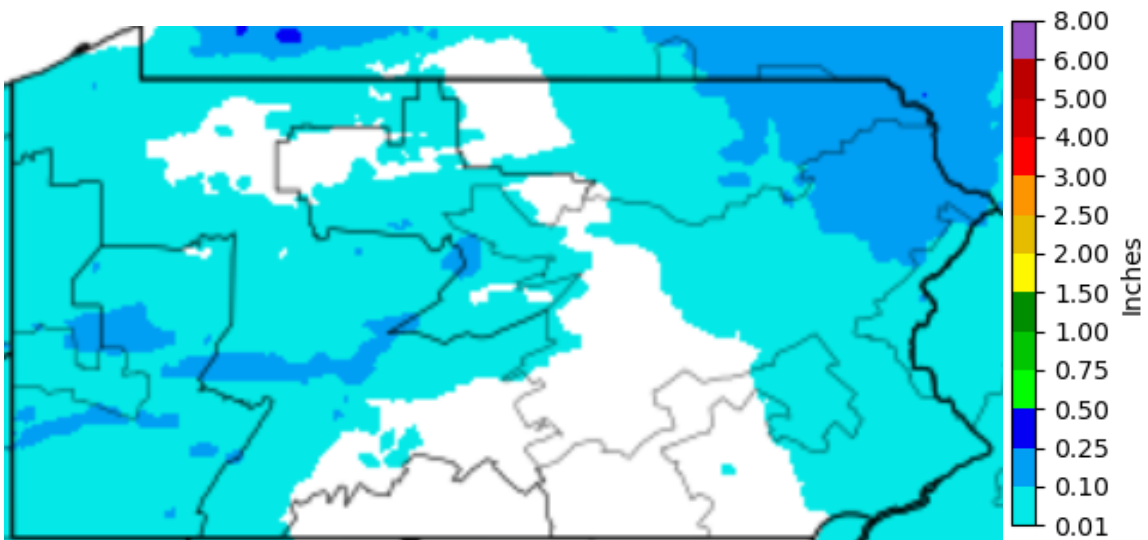
Graphic 6 - 24-Hour Total Precipitation – Friday, March 13, 2026



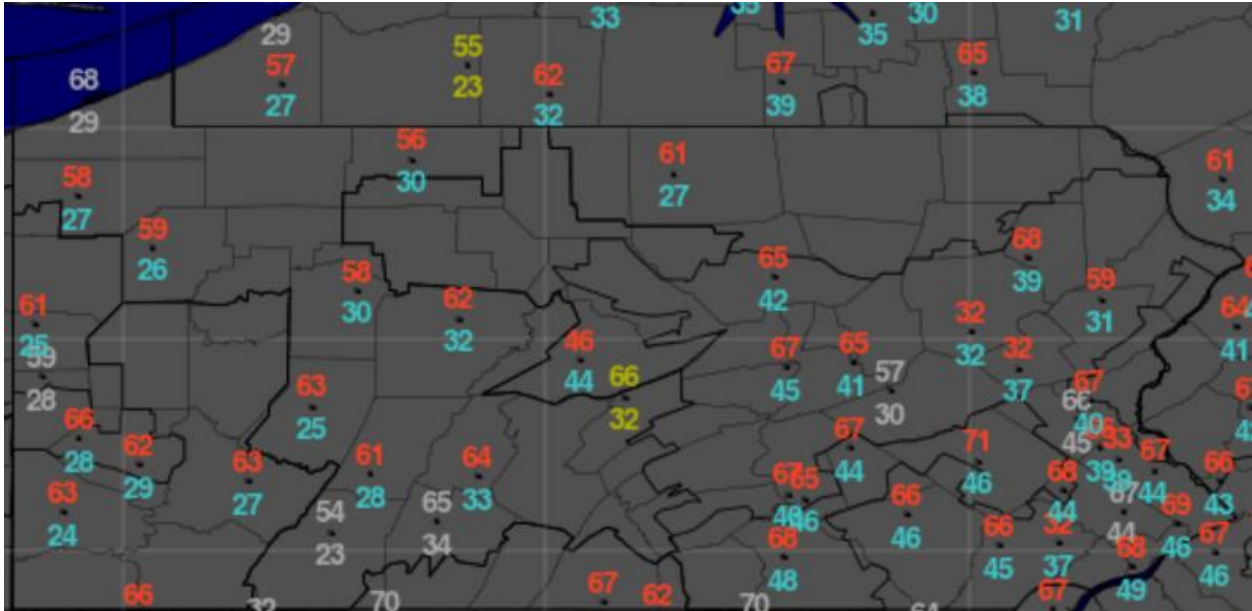
Graphic 7 - 24-Hour Total Precipitation – Monday, March 16, 2026



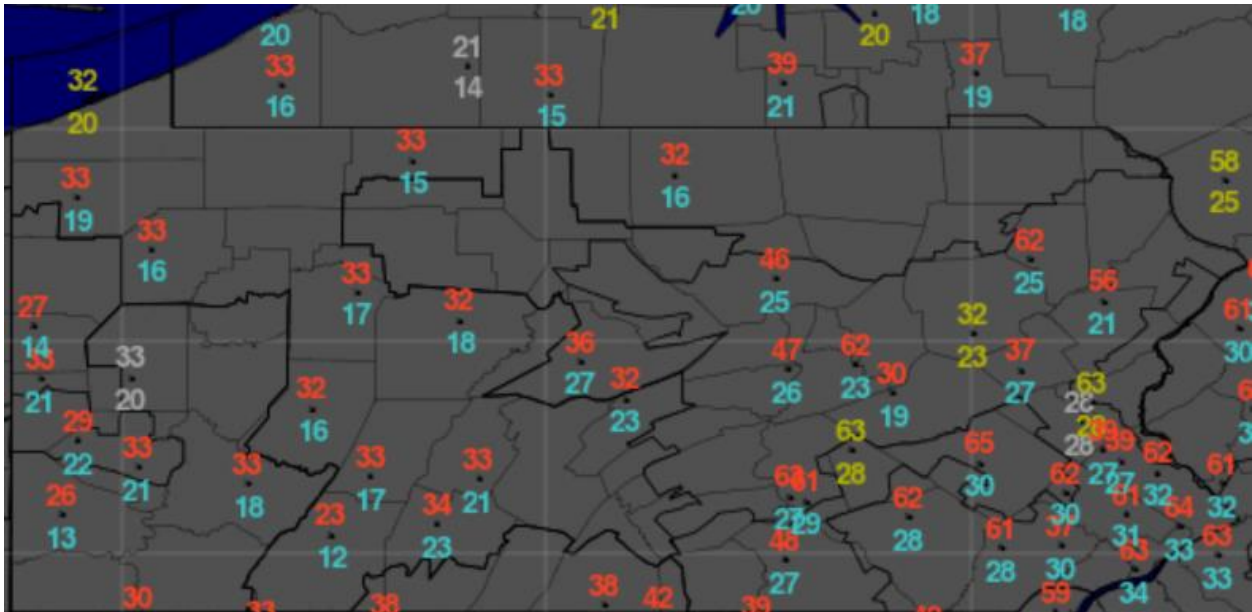
Graphic 8- 24-Hour Total Precipitation – Tuesday, March 17, 2026



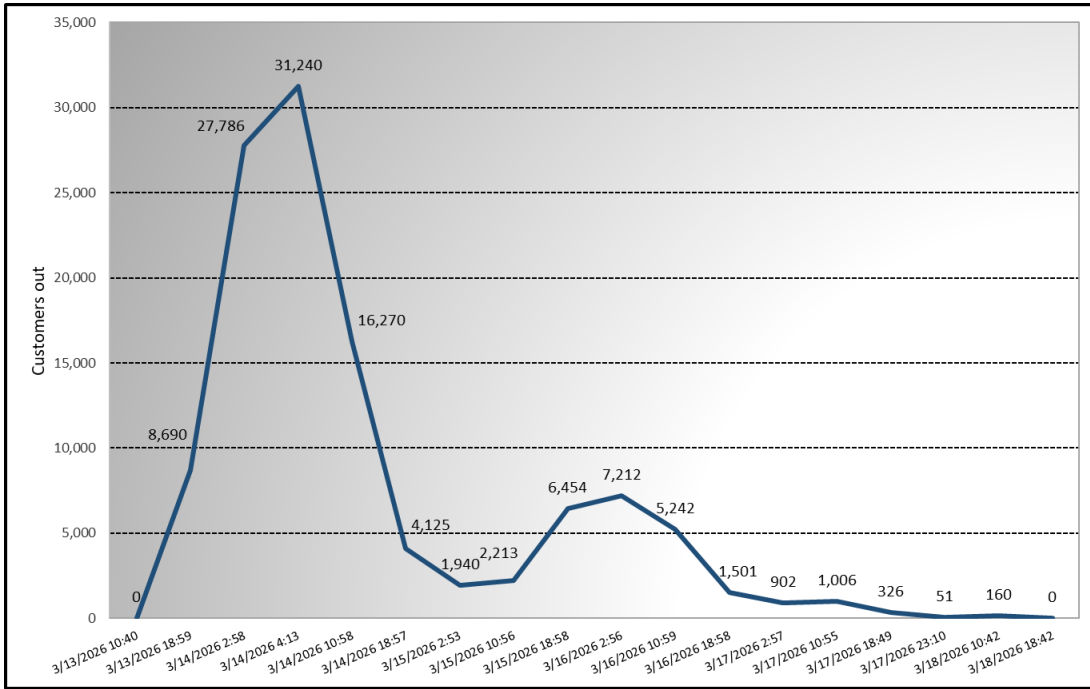
Graphic 9- Maximum and Maximum Temperature – Monday, March 16, 2026



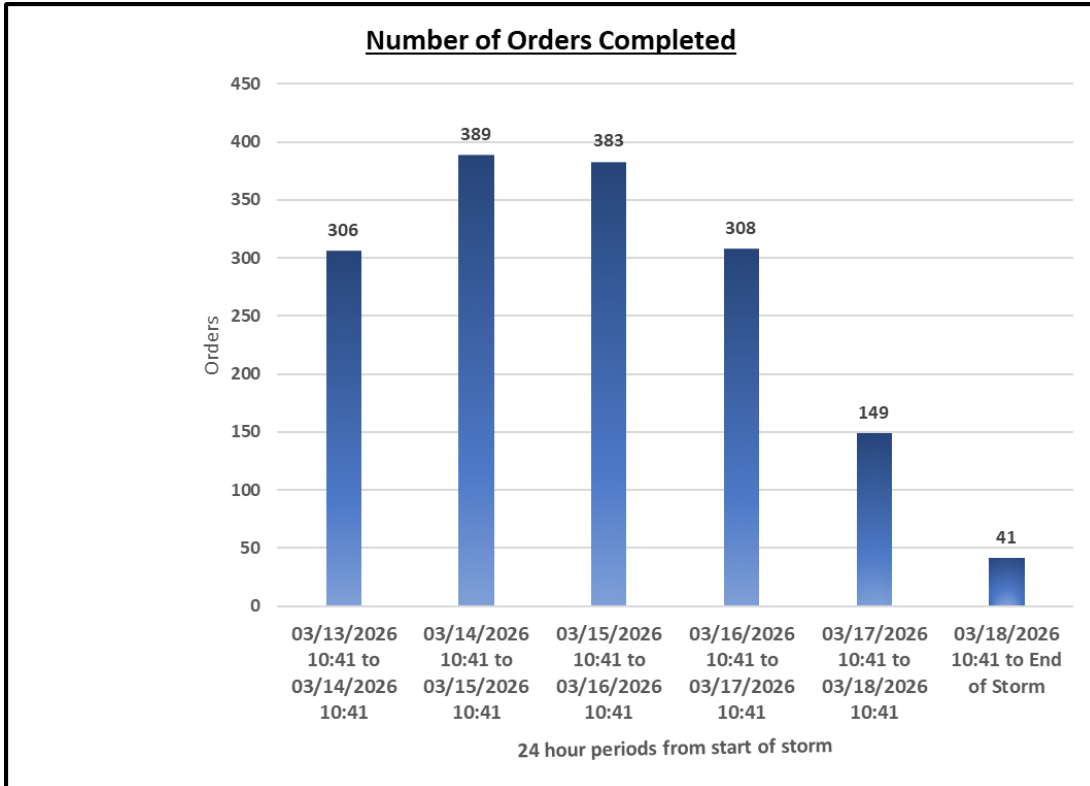
Graphic 10- Maximum and Maximum Temperature – Tuesday, March 17, 2026



Attachment C: Restoration Curve



Attachment D: Order Restoration Graphs

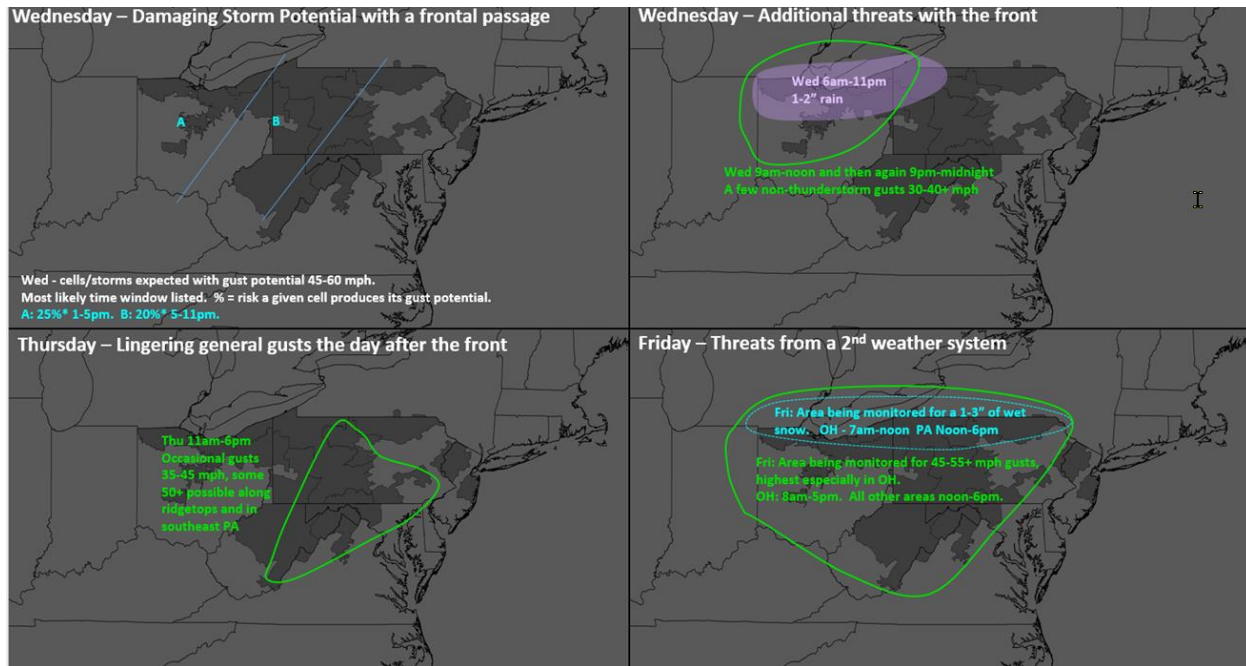


Attachment E: Meteorologist Reports

Monday, March 9, 2026 @ 0854

New issuance. Two weather systems expected this week (Wed and Fri) – wind will be the primary offender with each.

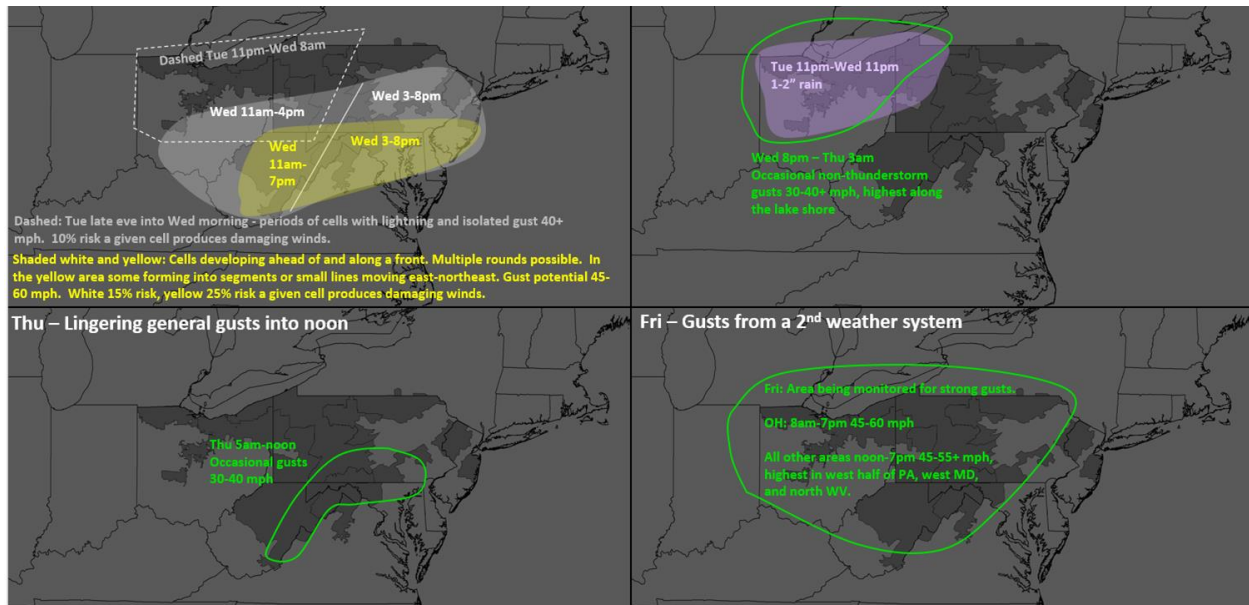
Although we are still about ½ to one day out on being able to provide more specific details for the Wed storms, below is a good starting point.



Tuesday, March 10, 2026 @ 0951

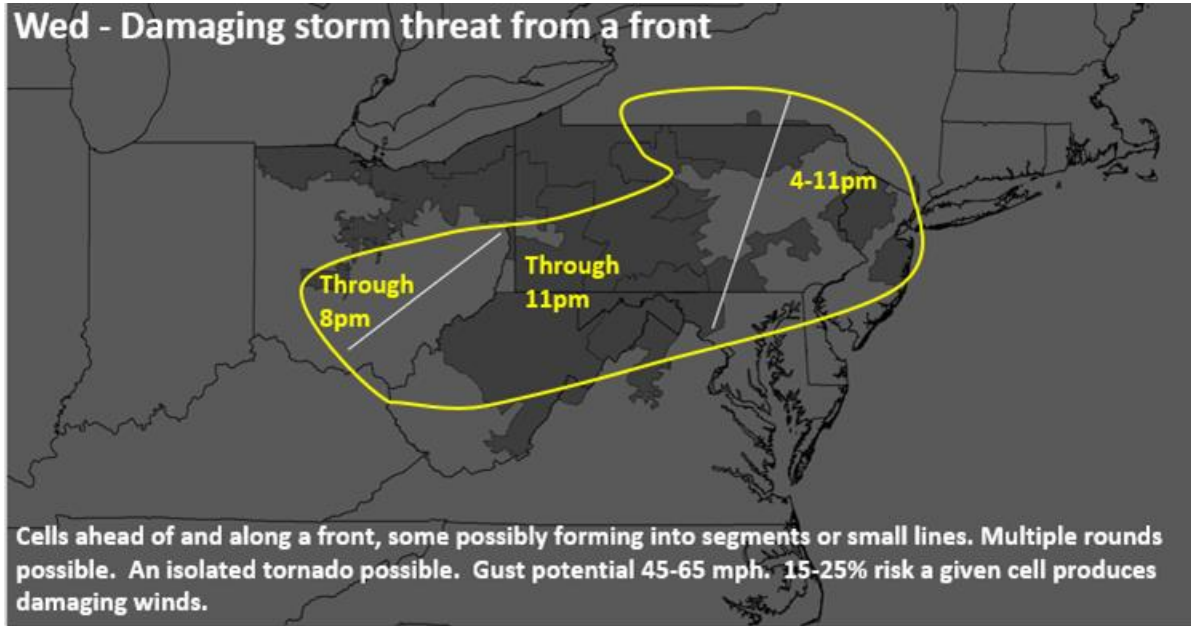
Changes. Since the suite of morning state briefings, the latest guidance has significantly changed thunderstorm threat overnight through tomorrow.

1. Added storm threat for overnight tonight in OH, west PA, north WV, and extreme northwest MD.
2. Extended and added details for thunderstorm threat Wed.
3. Fine-tuned remaining aspects of forecasts for Wed through Fri including mention of possible strong frontal passage late weekend.



Wednesday, March 11, 2026 @ 1331

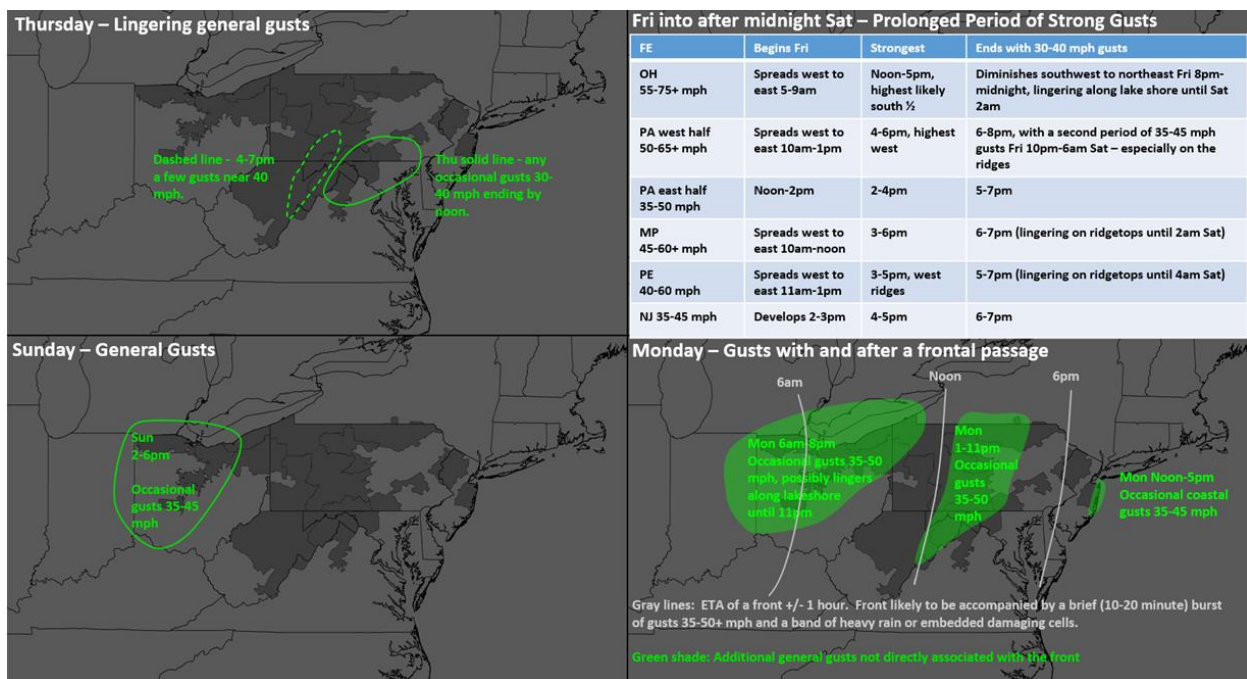
Updated timing given to line up current conditions with latest model guidance. Forecast for remainder of week remains unchanged.



Thursday, March 12, 2026 @ 0926

Changes.

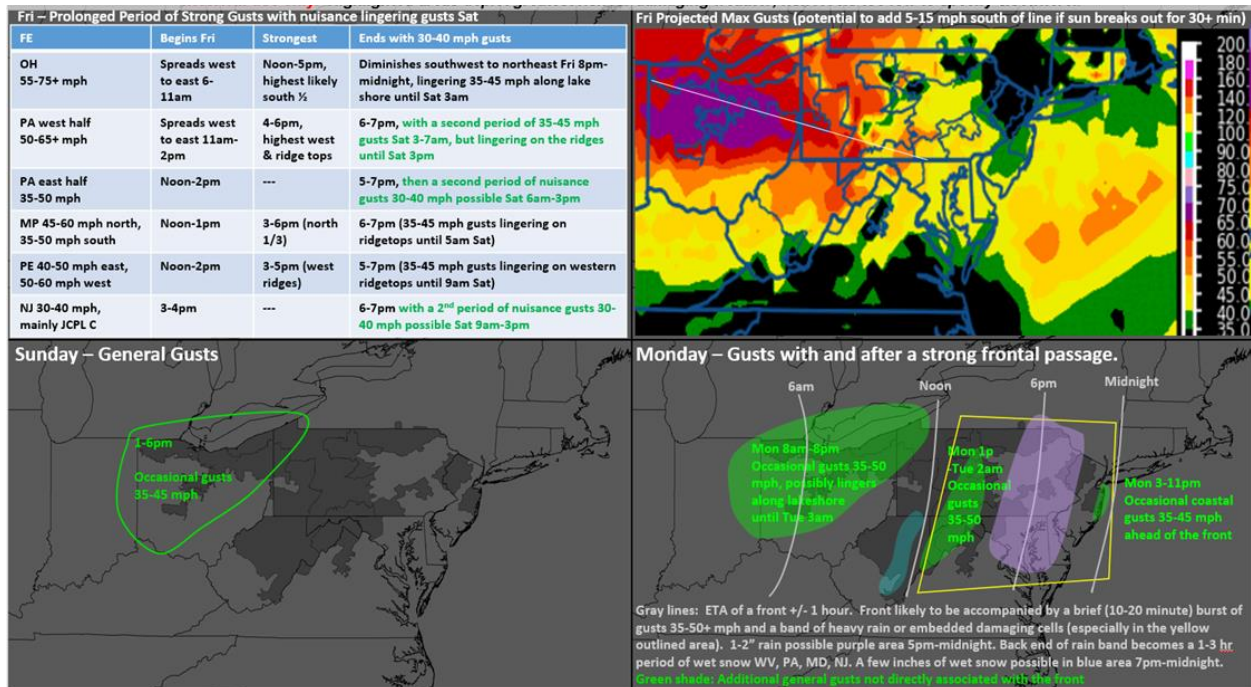
1. Today: Fine-tuned area/timing for today's storms based on last minute guidance.
2. Fri: Increased magnitude of max gusts due to some expected sunshine (in OH especially). Fine-tuned timing. Note: We've only seen 2 similar events to this in the past 20 years (Sep 14 2008 Hurricane Ike remnants and Mar 8 2017 non-precipitation high wind event). This looks to be stronger than either.
3. Sun: Added area of afternoon nuisance gusts in OH.
4. Mon: Added details of strong frontal passage.



Friday, March 13, 2026 @ 0807

Changes.

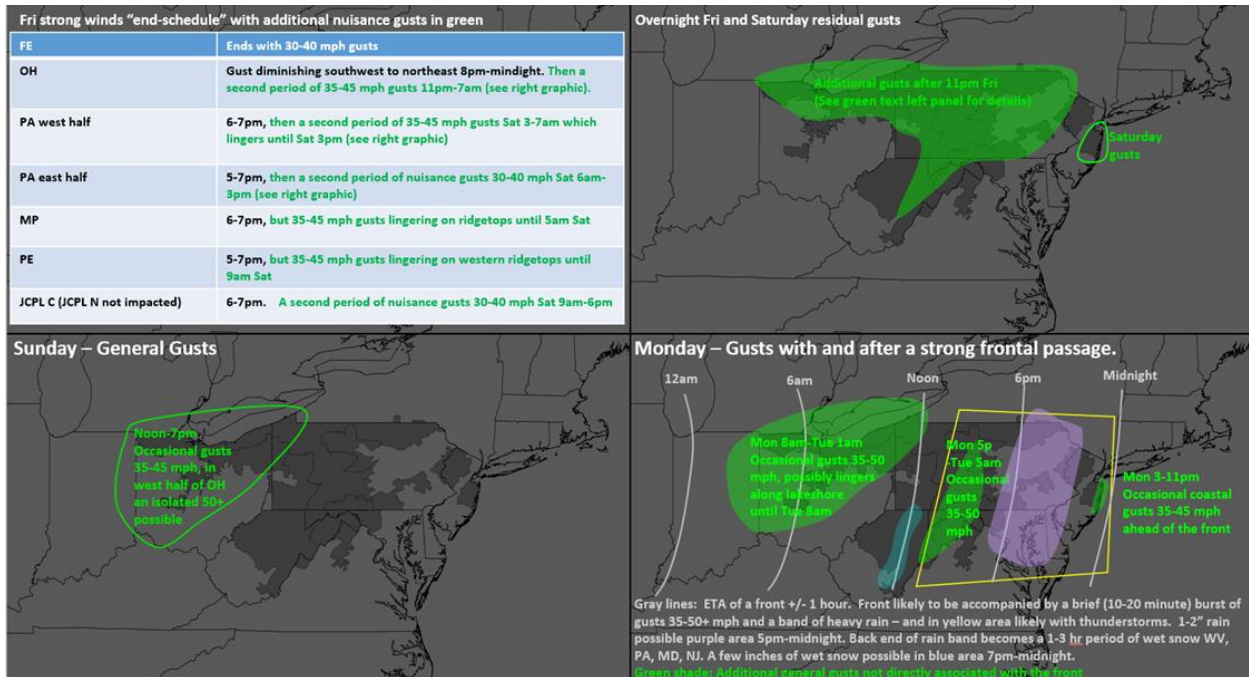
1. Today: Fine-tuned timing, added graphic (also showing where gusts might be enhanced even further due to partial sunshine), and highlighted in the table a period of secondary or lingering nuisance gusts into Sat.
2. Sun: Fine-tuned area/timing.
3. Mon: Provided additional threats from strong frontal passage.



Friday, March 13, 2026 @ 1759

Changes.

1. Today: Focused on end times of 45+ mph winds.
2. Overnight into Sat: Added graphic showing areas prone for additional rain period of 35-45 mph gusts.
3. Sun: Fine-tuned area/timing.
4. Mon: Fine-tuned areas/timing.

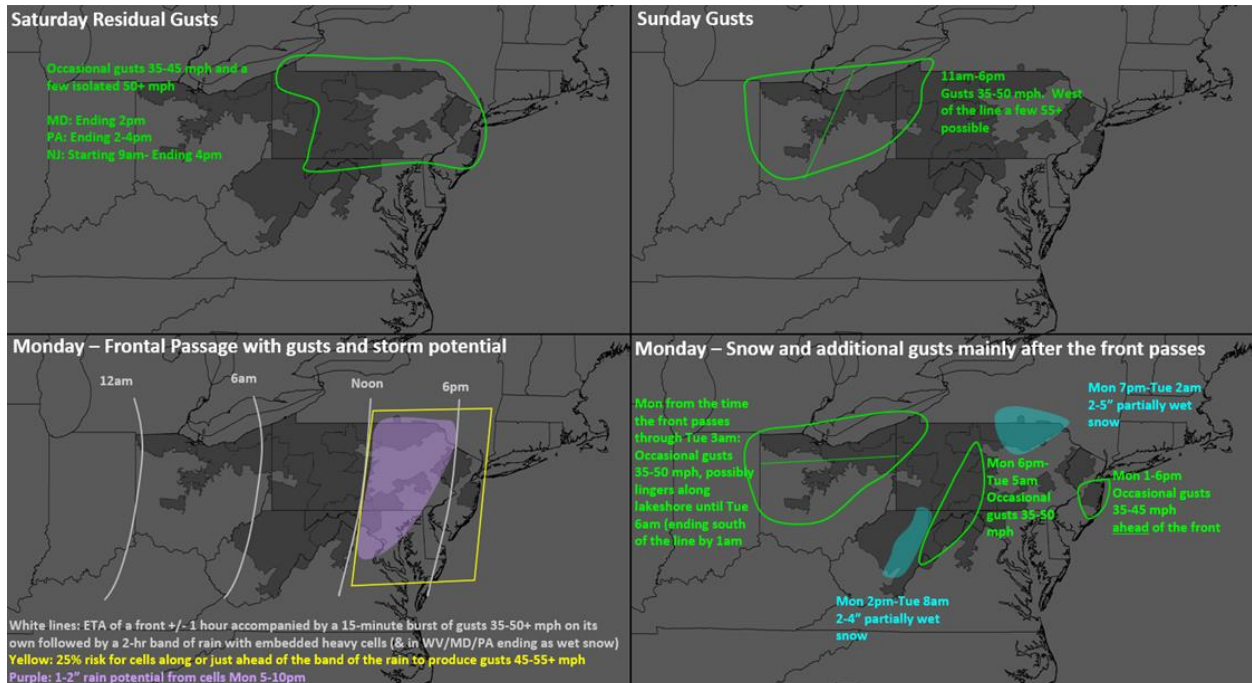


Saturday, March 14, 2026 @ 0758

Changes.

1. Today: Specified ending-times of gusts.
2. Sun: Fine-tuned area/timing.
3. Mon: Fine-tuned areas/timing.

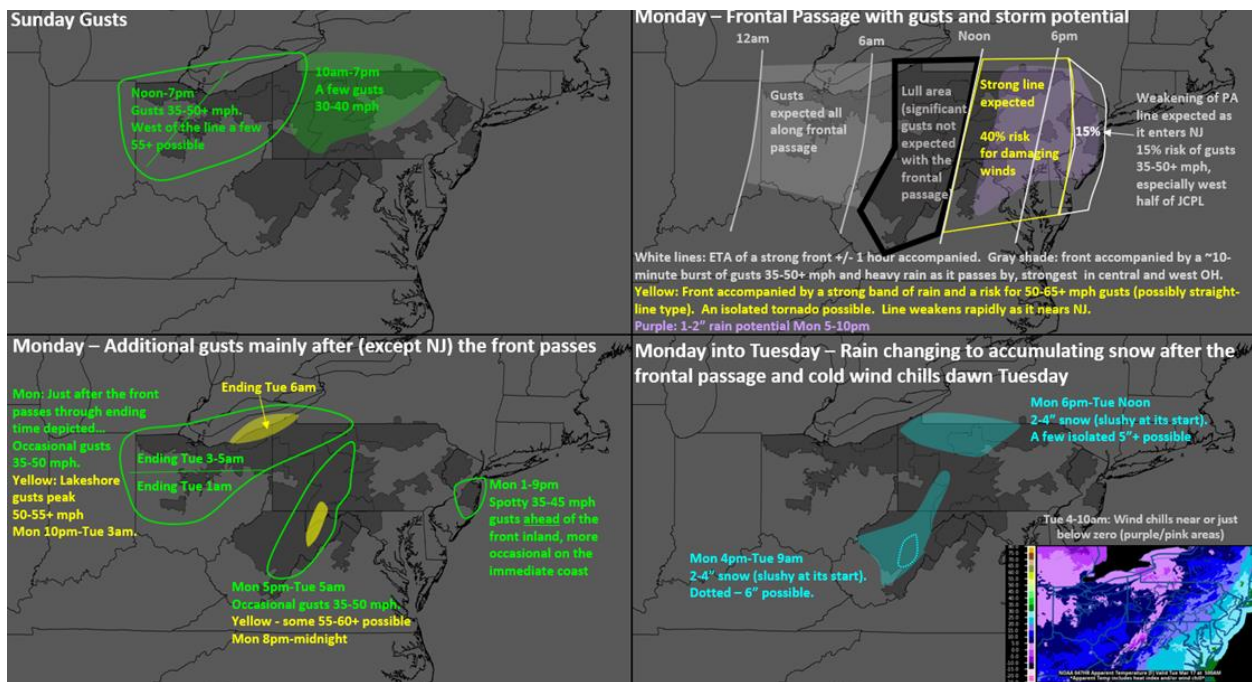
Note – weather becomes quiet remainder of work-week and temperatures strive to return to normal.



Sunday, March 15, 2026 @ 0836

Changes.

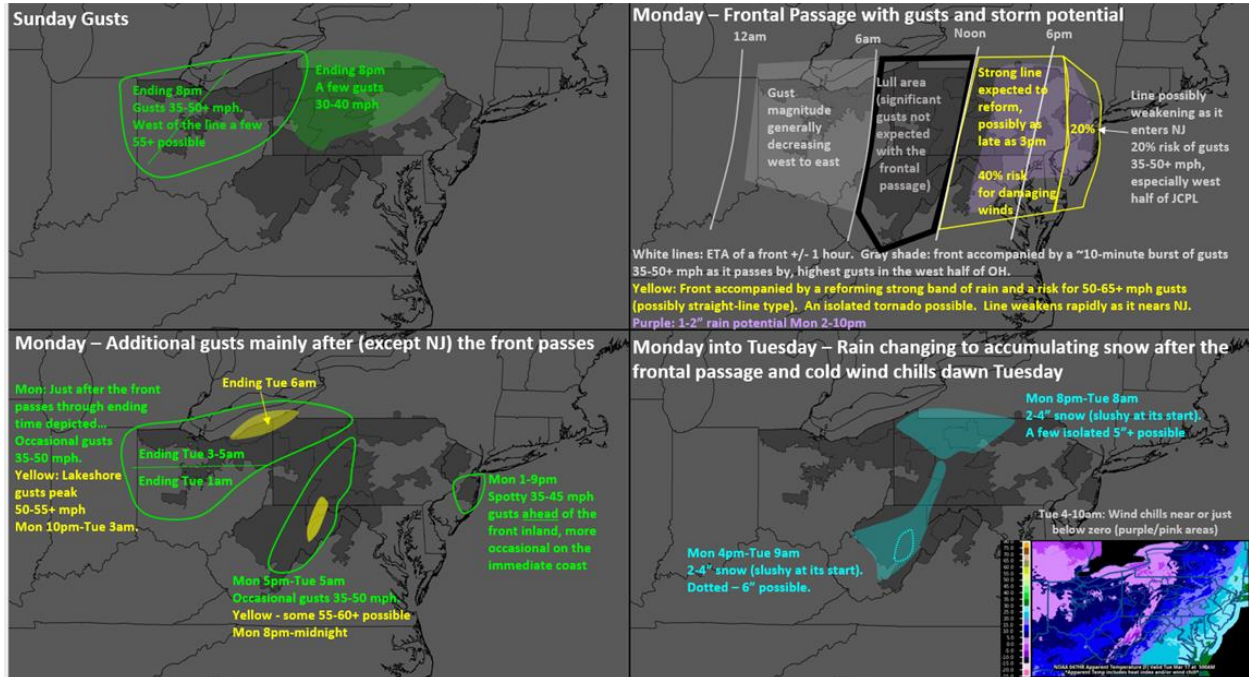
1. Today: Added area of nuisance gusts in west and north PA (shaded). Increased magnitude of gust potential in west OH.
2. Monday frontal passage (top right panel): Significant changes.
 - a. Limited pre-dawn winds with frontal passage to mainly OH and borders with PA and WV.
 - b. Added a “lull-area” of no significant gusts expected for west PA, most of MP, and extreme west PE (the morning line moving through OH weakens as it reaches the PA and WV border and wont re-fire until about midday).
 - c. Increased damage risk for remainder of PA and MD with mention of straight-line wind risk and tornado.
 - d. Greatly decreased threat for NJ (PA line weakens after 6pm – but still needs to be monitored).
3. Monday into Tuesday post frontal gusts/snow: Increased magnitude of winds in OH, WV/MD/southwest PA. Increased snow magnitudes. Fine-tuned timing for both threats.
4. Tuesday: Added mention of near zero wind chills near dawn.



Sunday, March 15, 2026 @ 1758

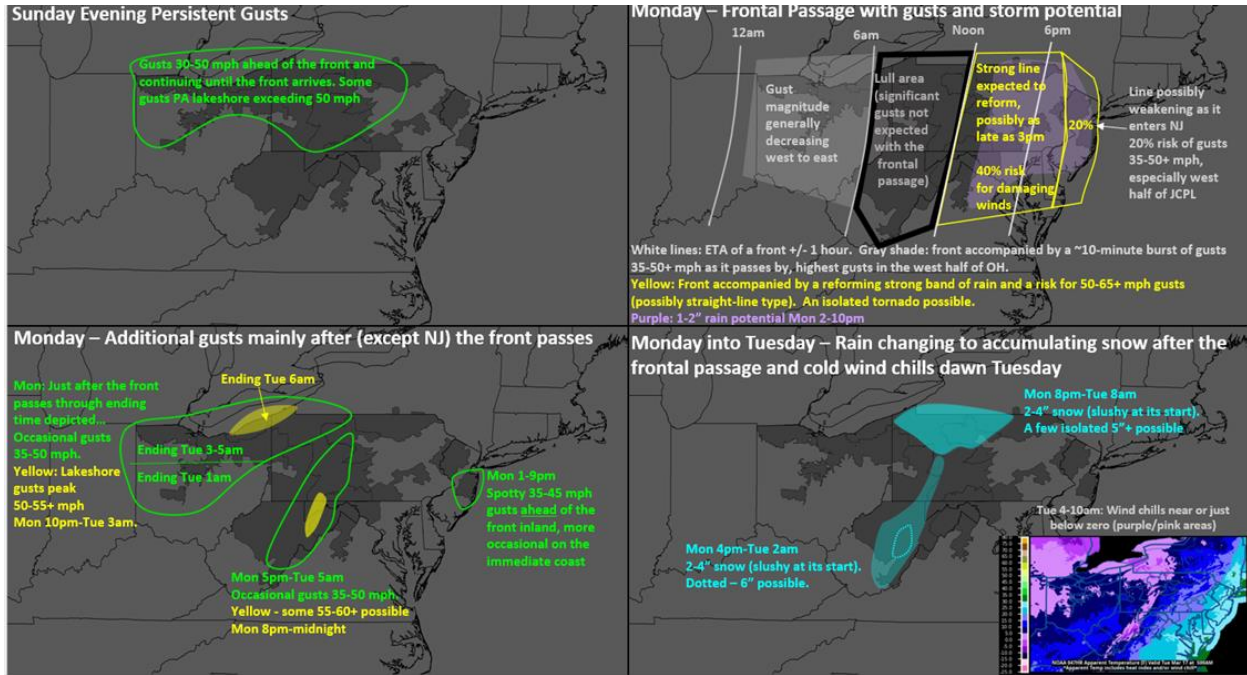
Changes.

1. Extended gust window 1 hour this evening.
2. Monday: Frontal passage (top right panel): Slightly reduced threat in OH overnight, added mention of tomorrow's storms may hold off until mid afternoon in MD and East PA.
3. Remaining panels: Fine-tuned details.



Sunday, March 15, 2026 @ 2059

Changes. Extend wind gust threat this evening and overnight as depicted top left panel – despite loss of sunshine, gusts will continue until the front arrives. Fine-tuned snow amounts on Monday.

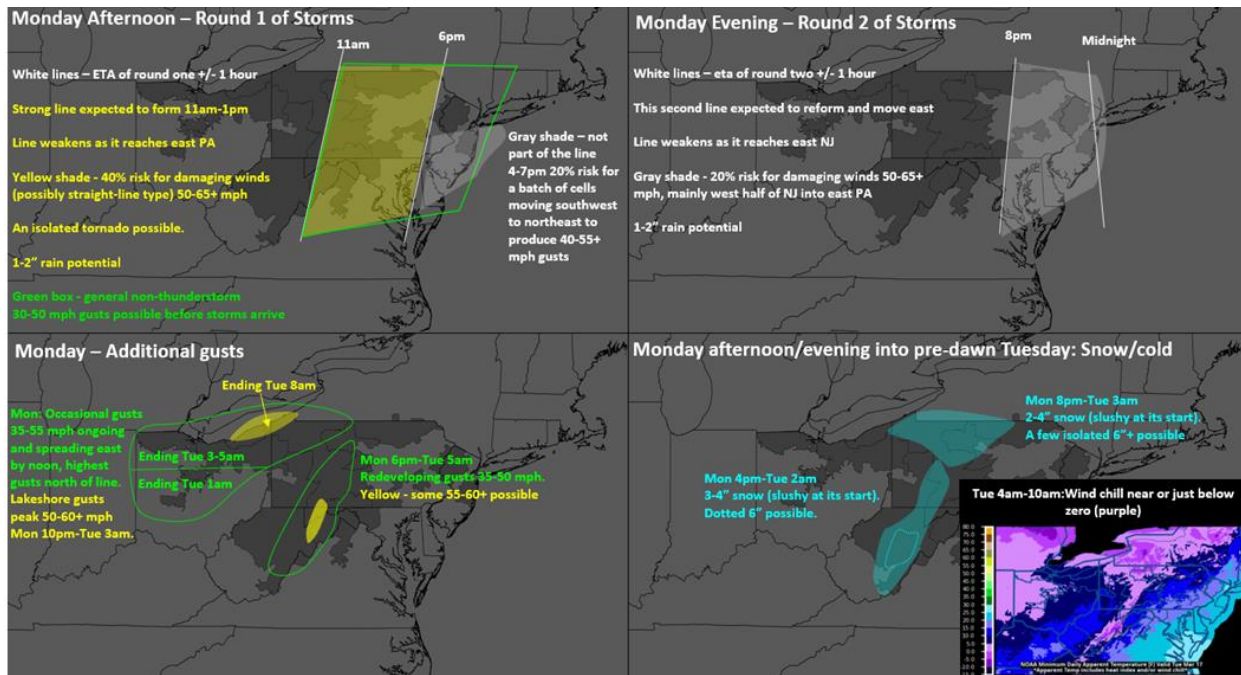


Monday, March 16, 2026 @ 0843

Changes.

1. Today – two rounds of storms expected (afternoon then in the evening) and added details for both rounds.
2. Fine-tuned snow threat overnight.

Note – weather pattern looks relatively quiet rest of the work week.



Monday, March 16, 2026 @1807

Changes. Detailed end times of threats from final rounds of storms as the true front passes by. Increased snow amount and area overnight.

Note – weather pattern looks relatively quiet rest of the work week.

