

Angelina Umstead, Esq.

(610) 921-6202  
Fax: (330) 315-9263

April 3, 2026

**VIA ELECTRONIC FILING**

Matthew Homsher, Secretary  
Pennsylvania Public Utility Commission  
Commonwealth Keystone Building  
400 North Street, 2<sup>nd</sup> Floor  
Harrisburg, PA 17120

***Re: Completed Restoration of Momentary and Sustained Interruptions –  
FirstEnergy Pennsylvania Electric Company; Docket No. M-2025-3052814***

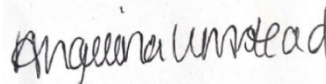
Dear Secretary Homsher:

Pursuant to 52 Pa. Code § 67.1, FirstEnergy Pennsylvania Electric Company on behalf of Met-Ed Rate District (“Met-Ed”) submits written notification of completed restoration efforts following storm conditions that began on March 16, 2026 that caused multiple service interruptions in the Met-Ed service territory.

Attached please find the details relative to the impact of this recent outage event and the restoration activities that took place. It should be noted that the review and approval process of this outage information is still in progress at the time of filing this report and as such, all outage information contained in this report should be considered preliminary.

If you have any questions, please contact me at (610) 921-6202.

Sincerely,



Angelina Umstead

Enclosures

c: Dan Searfoorce - PaPUC Bureau of Technical Utility Services (via electronic mail)  
Derek Ruhl - PaPUC Bureau of Technical Utility Services (via electronic mail)  
John Van Zant - PaPUC Bureau of Technical Utility Services (via electronic mail)

ELECTRIC UTILITY REPORT OF OUTAGE TO  
PENNSYLVANIA PUBLIC UTILITY COMMISSION  
SECRETARY'S BUREAU  
P O BOX 3265  
HARRISBURG, PA 17105-3265

1. Reporting Utility: FirstEnergy Pennsylvania Electric Company ("FE PA")  
on behalf of its Met-Ed Rate District ("Met-Ed")  
Address: 800 Cabin Hill Drive  
Greensburg, PA 15601

2. Name and title of person making report:

Karen M. Kinslow  
*(Name)*

Vice President Pennsylvania Operations  
*(Title)*

3. Telephone number: (610) 921-6311  
*(Telephone Number)*

4. Date and time report was made to Commission:

March 17, 2026  
*(Date)*

0725  
*(Time)*

5. Interruption or Outage:

(a) Number of customers affected: 52,831 (represents 9% of Met-Ed's total customers).

(b) Approximate number of outage cases and trouble cases for each county affected during event: See response to 5(c)

- (c) Approximate number of outages for each county affected during the event:

County	Outages	Outage Cases	Trouble Cases
Adams	1,093	14	18
Berks	19,695	265	489
Bucks	1,150	33	49
Chester	1,649	17	58
Cumberland	687	8	6
Dauphin	357	7	6
Lancaster	35	2	5
Lebanon	9,711	39	37
Lehigh	218	10	6
Monroe	5,109	51	66
Montgomery	1,949	37	76
Northampton	7,613	72	98
Pike	236	16	24
York	3,329	49	87
<b>Total</b>	<b>52,831</b>	<b>620</b>	<b>1,025</b>

- (d) Approximate number of outage cases exceeding 6 or more hours in duration: 430

- (e) A listing of each outage case exceeding 6 or more hours in duration:  
See Attachment A.

- (f) Reason for the interruption or outages: Beginning the afternoon of Monday, March 16, 2026, a weather system moved through Pennsylvania, including FE PA’s service area, bringing waves of strong storms with heavy precipitation and gusty winds. On Monday, March 16, 2026, maximum wind gusts of 50–60 mph and localized rainfall totals of 1.5–2 inches were recorded across Met-Ed’s service territory. Winds persisted on Tuesday, March 17, 2026 with maximum gusts reaching 37 mph. The sustained high winds impacted the ability to perform aerial work and delayed restoration efforts until field personnel could safely work aloft. See Attachment B for the maximum wind gusts for March 16, 2026 and March 17, 2026 and 24-hour precipitation totals for Monday, March 16, 2026

Damage as a result of high winds included downed wires, dame aged or broken poles, and tree damage. The Boyertown, Lebanon, and Reading Districts were the hardest hit areas. Approximately 66.2% of the total outages that occurred were tree-related, and 15.5% were related to line and equipment failure.

Preliminary data indicates the reliability impact of the storm was 59 minutes of SAIDI, 0.09 of SAIFI, and an overall storm CAIDI 649.45 minutes.

- (g) Projected time of restoration: It was estimated that the majority of customers would be restored by 2300 on Wednesday, March 18, 2026.
- (h) See Attachment C for the restoration curve and Attachment D for the order restoration graphs.
- (i) The number of utility workers, contract workers, and workers received as mutual aid assigned specifically to the repair work by general function:

Company	# of Workers	General Function
FE PA	138	Line
<b>Subtotal</b>	<b>138</b>	<b>Line</b>
Agostino Utilities	344	Line Contractors
CPE/CW Wright Construction Company	19	Line Contractors
Harlan Electric Company	24	Line Contractors
Henkels & McCoy	75	Line Contractors
Haugland Energy Group	5	
IB Abel	38	Line Contractors
INTREN	17	Line Contractors
JW Didado	76	Line Contractors
Kiowa Line Builders	18	Line Contractors
Miller Bros.	4	Line Contractors
New River Electrical	18	Line Contractors
NG Gilbert	8	Line Contractors
Thompson Electric	25	Line Contractors
UtilityInnovation Group DBA Utility Pow	40	
<b>Subtotal</b>	<b>711</b>	<b>Line Contractors</b>
FE PA	100	Hazard
FirstEnergy Service Company	6	Hazard
OneSource Restoration	83	Hazard
<b>Subtotal</b>	<b>189</b>	<b>Hazard</b>
FE PA	27	Damage Assessment
<b>Subtotal</b>	<b>27</b>	<b>Damage Assessment</b>
Davey	24	Forestry
Arbormetrics	12	Forestry
Lewis Tree	48	Forestry
Penn Line Services	51	Forestry
Treesmiths	51	Forestry

<b>Company</b>	<b># of Workers</b>	<b>General Function</b>
York Tree Family	9	Forestry
<b>Subtotal</b>	<b>195</b>	<b>Forestry</b>
FE PA	58	Support
Agostino Utilities	19	Support
FirstEnergy Service Company	13	Support
Henkels & McCoy	3	Support
IB Abel	1	Support
Kiowa Line Builders	2	Support
UtilityInnovation Group DBA Utility Pow	1	Support
OneSource Restoration	63	Support
<b>Subtotal</b>	<b>160</b>	<b>Support</b>
<b>Grand Total</b>	<b>1,420</b>	

- (j) The date and time of the first information of a service interruption: March 16, 2026, at 1025.
- (k) The date and time that repair crews were assembled: March 16, 2026 at 0700.
- (l) The actual time that service was restored to the last affected customer: March 20, 2026 at 1233.
- (h) A general description of the physical damage sustained by the utility facilities as a result of the interruption/outage:

<b>Equipment</b>	<b>Number</b>
Primary Spans	321
Secondary Spans	73
Crossarms Replaced	173
Cutouts Replaced	97
Poles Replaced	113
Transformers Replaced	42
Wire & Cable Replaced (feet)	27,240

- (i) If the interruption/outage event was weather-related, the utility’s weather reports, outlooks, or scenarios for the day before and the day of the interruption/outage event:

See Attachment E for the weather forecast reports.

- (j) If the interruption/outage event caused approximate outages that exceed 10% or more of the number of customers in the utility's entire service territory, rank the event in terms of the number and duration of outages and provide 2 comparable events, including the number and duration of outages for those comparable events.

The outages that were a result of this event did not exceed 10% or more of customers in the utility's entire service territory.

Remarks: The storm statistics contained in this report are preliminary. The review and approval of the storm statistics were still in progress as of the time this report was filed.

**Attachment A: A listing of each outage case exceeding six or more hours in duration, including the following information<sup>1</sup>:**

Order #	Approximate Location (County)	Total Number of Customers Affected	Duration of the Outage (minutes)	Initial Date and Time of the Outage	Restoration Date and Time
2379232	Berks	2	5,177	03/16/2026 2216	03/20/2026 1233
2379259	Chester	4	4,470	03/16/2026 1132	03/19/2026 1402
2379267	Berks	2	4,195	03/16/2026 2216	03/19/2026 2011
2379285	Chester	4	4,193	03/16/2026 1132	03/19/2026 0925
2379234	Berks	1	4,169	03/16/2026 2216	03/19/2026 1945
2379237	Berks	14	4,003	03/16/2026 2259	03/19/2026 1742
2380641	Berks	1	3,935	03/16/2026 2232	03/19/2026 1607
2378096	Berks	6	3,898	03/16/2026 2232	03/19/2026 1530
2379501	Chester	26	3,897	03/16/2026 2220	03/19/2026 1517
2377160	Berks	1	3,894	03/16/2026 2240	03/19/2026 1534
2379599	Chester	23	3,830	03/16/2026 2221	03/19/2026 1411
2378311	Berks	35	3,729	03/16/2026 2232	03/19/2026 1241
2378304	Berks	36	3,703	03/16/2026 2232	03/19/2026 1215
2379272	Berks	2	3,659	03/16/2026 2209	03/19/2026 1108
2378100	Berks	1	3,618	03/16/2026 2232	03/19/2026 1050
2379167	Chester	136	3,434	03/16/2026 1132	03/18/2026 2046
2366001	Chester	1162	3,426	03/16/2026 1132	03/18/2026 2038
2367088	Berks	1	3,127	03/16/2026 2254	03/19/2026 0301
2372563	Berks	2	3,054	03/17/2026 0653	03/19/2026 0947
2379230	Chester	74	2,789	03/16/2026 2216	03/18/2026 2045
2379268	Berks	14	2,788	03/16/2026 2216	03/18/2026 2044
2374765	Berks	30	2,773	03/16/2026 2211	03/18/2026 2024
2366343	Berks	20	2,773	03/16/2026 2232	03/18/2026 2045
2375838	Berks	30	2,770	03/16/2026 2240	03/18/2026 2050
2379277	Chester	70	2,764	03/16/2026 2220	03/18/2026 2024
2366247	Chester	22	2,764	03/16/2026 2220	03/18/2026 2024
2376578	Berks	3	2,758	03/16/2026 2216	03/18/2026 2014
2366948	Berks	4	2,755	03/16/2026 2248	03/18/2026 2043
2374824	Berks	5	2,734	03/16/2026 2221	03/18/2026 1955
2374564	Berks	11	2,718	03/16/2026 2247	03/18/2026 2005
2366131	Berks	53	2,717	03/16/2026 2223	03/18/2026 1940
2376968	Montgomery	7	2,714	03/16/2026 2239	03/18/2026 1953
2366708	Berks	18	2,704	03/16/2026 2241	03/18/2026 1945
2377239	Berks	1	2,700	03/16/2026 2209	03/18/2026 1909
2365971	Berks	113	2,700	03/16/2026 2216	03/18/2026 1916
2378405	Montgomery	20	2,683	03/16/2026 2235	03/18/2026 1918
2369295	Bucks	2	2,667	03/17/2026 0017	03/18/2026 2044
2373885	Berks	156	2,611	03/16/2026 2214	03/18/2026 1745
2368064	Northampton	3	2,570	03/16/2026 2308	03/18/2026 1758
2378449	Montgomery	35	2,561	03/16/2026 2236	03/18/2026 1717

<sup>1</sup> When applicable, the individual restoration steps for an order are provided for those customers that were out of service for 6 hours or more.

FE PA Storm Report

Order #	Approximate Location (County)	Total Number of Customers Affected	Duration of the Outage (minutes)	Initial Date and Time of the Outage	Restoration Date and Time
2376579	Berks	6	2,555	03/16/2026 2216	03/18/2026 1651
2367652	Bucks	14	2,547	03/16/2026 2318	03/18/2026 1745
2368081	Northampton	17	2,541	03/16/2026 2309	03/18/2026 1730
2378950	Berks	458	2,530	03/16/2026 2212	03/18/2026 1622
2366444	Berks	64	2,513	03/16/2026 2237	03/18/2026 1630
2374955	Berks	1	2,507	03/16/2026 2241	03/18/2026 1628
2366379	Berks	36	2,496	03/16/2026 2234	03/18/2026 1610
2370508	Northampton	5	2,492	03/17/2026 0155	03/18/2026 1927
2373949	Berks	1	2,465	03/16/2026 2230	03/18/2026 1535
2369584	Berks	7	2,459	03/17/2026 0031	03/18/2026 1730
2373764	Berks	6	2,456	03/16/2026 2225	03/18/2026 1521
2378703	Berks	30	2,455	03/16/2026 2233	03/18/2026 1528
2366096	Berks	3	2,449	03/16/2026 2222	03/18/2026 1511
2378828	Montgomery	32	2,443	03/16/2026 2234	03/18/2026 1517
2366115	Berks	7	2,440	03/16/2026 2223	03/18/2026 1503
2374767	Berks	8	2,438	03/16/2026 2227	03/18/2026 1505
2366274	Berks	3	2,431	03/16/2026 2229	03/18/2026 1500
2366362	Montgomery	98	2,424	03/16/2026 2234	03/18/2026 1458
2367999	Monroe	5	2,408	03/16/2026 2336	03/18/2026 1544
2366014	Berks	9	2,395	03/16/2026 2218	03/18/2026 1413
2376962	Berks	10	2,390	03/16/2026 2229	03/18/2026 1419
2366703	Montgomery	5	2,389	03/16/2026 2241	03/18/2026 1430
2376576	Berks	69	2,384	03/16/2026 2216	03/18/2026 1400
2376702	Berks	35	2,383	03/16/2026 2233	03/18/2026 1416
2378353	Berks	51	2,372	03/16/2026 2316	03/18/2026 1448
2373590	Berks	4	2,371	03/16/2026 2215	03/18/2026 1346
2367235	Berks	7	2,367	03/16/2026 2304	03/18/2026 1431
2369090	Berks	6	2,360	03/16/2026 2310	03/18/2026 1430
2376583	Berks	4	2,358	03/17/2026 0032	03/18/2026 1550
2365668	Berks	9	2,352	03/16/2026 2135	03/18/2026 1247
2367124	Montgomery	21	2,327	03/16/2026 2256	03/18/2026 1343
2376006	Northampton	1	2,324	03/16/2026 2333	03/18/2026 1417
2368004	Northampton	19	2,319	03/16/2026 2337	03/18/2026 1416
2366346	Berks	15	2,313	03/16/2026 2232	03/18/2026 1305
2376905	Montgomery	19	2,312	03/16/2026 2242	03/18/2026 1314
2367032	Montgomery	2	2,310	03/16/2026 2252	03/18/2026 1322
2366520	Berks	2	2,301	03/16/2026 2238	03/18/2026 1259
2370047	Berks	1	2,301	03/17/2026 0101	03/18/2026 1522
2366404	Montgomery	39	2,298	03/16/2026 2236	03/18/2026 1254
2369432	Northampton	8	2,296	03/17/2026 0022	03/18/2026 1438
2366436	Berks	4	2,295	03/16/2026 2236	03/18/2026 1251
2367053	Montgomery	2	2,294	03/16/2026 2252	03/18/2026 1306
2375317	Berks	4	2,281	03/16/2026 2229	03/18/2026 1230
2367097	Berks	1	2,280	03/16/2026 2255	03/18/2026 1255
2366815	Montgomery	4	2,265	03/16/2026 2244	03/18/2026 1229
2366343	Berks	53	2,256	03/16/2026 2232	03/18/2026 1208

FE PA Storm Report

Order #	Approximate Location (County)	Total Number of Customers Affected	Duration of the Outage (minutes)	Initial Date and Time of the Outage	Restoration Date and Time
2377744	Lancaster	15	2,250	03/16/2026 2230	03/18/2026 1200
2375110	Berks	34	2,247	03/16/2026 2220	03/18/2026 1147
2376164	Lehigh	4	2,242	03/16/2026 2217	03/18/2026 1139
2373612	Berks	4	2,240	03/16/2026 2215	03/18/2026 1135
2366834	Berks	112	2,236	03/16/2026 2244	03/18/2026 1200
2367595	Berks	1	2,232	03/16/2026 2319	03/18/2026 1231
2374935	Berks	59	2,229	03/16/2026 2339	03/18/2026 1248
2375141	Berks	5	2,227	03/16/2026 2217	03/18/2026 1124
2366516	Montgomery	10	2,221	03/16/2026 2238	03/18/2026 1139
2367426	Bucks	3	2,206	03/16/2026 2312	03/18/2026 1158
2371946	Berks	1	2,199	03/16/2026 2230	03/18/2026 1109
2371351	Berks	1	2,197	03/17/2026 0513	03/18/2026 1750
2368838	Montgomery	4	2,195	03/17/2026 0002	03/18/2026 1237
2366357	Berks	9	2,192	03/16/2026 2233	03/18/2026 1105
2367354	Monroe	1	2,181	03/16/2026 2309	03/18/2026 1130
2366257	Berks	8	2,181	03/16/2026 2228	03/18/2026 1049
2374695	Bucks	2	2,177	03/16/2026 2307	03/18/2026 1124
2366863	Berks	7	2,175	03/16/2026 2245	03/18/2026 1100
2370745	Northampton	1	2,171	03/17/2026 0007	03/18/2026 1218
2369202	Bucks	4	2,171	03/17/2026 0013	03/18/2026 1224
2366459	Berks	4	2,171	03/16/2026 2237	03/18/2026 1048
2367530	Berks	3	2,166	03/16/2026 2315	03/18/2026 1121
2375435	Northampton	26	2,154	03/17/2026 1431	03/19/2026 0225
2366943	Berks	8	2,148	03/16/2026 2247	03/18/2026 1035
2372561	Berks	3	2,137	03/16/2026 2323	03/18/2026 1100
2373603	Berks	4	2,123	03/16/2026 2215	03/18/2026 0938
2367036	Berks	14	2,113	03/16/2026 2252	03/18/2026 1005
2369113	Northampton	6	2,109	03/17/2026 0011	03/18/2026 1120
2380034	Northampton	5	2,097	03/18/2026 0523	03/19/2026 1620
2366973	Berks	5	2,096	03/16/2026 2249	03/18/2026 0945
2373776	Berks	6	2,092	03/16/2026 2210	03/18/2026 0902
2368313	Berks	10	2,086	03/16/2026 2349	03/18/2026 1035
2367485	Bucks	6	2,079	03/16/2026 2313	03/18/2026 0952
2366291	Lancaster	20	2,059	03/16/2026 2229	03/18/2026 0848
2371684	Berks	1	2,052	03/17/2026 0620	03/18/2026 1632
2371962	Monroe	1	2,033	03/17/2026 0657	03/18/2026 1650
2367589	Bucks	5	2,018	03/16/2026 2318	03/18/2026 0856
2374277	Berks	5	2,016	03/17/2026 1110	03/18/2026 2046
2370863	Montgomery	14	2,011	03/17/2026 0307	03/18/2026 1238
2367657	Northampton	14	2,002	03/16/2026 2321	03/18/2026 0843
2372778	Bucks	2	1,974	03/17/2026 0825	03/18/2026 1719
2377460	Berks	2	1,969	03/17/2026 0331	03/18/2026 1220
2380034	Northampton	373	1,955	03/18/2026 0523	03/19/2026 1358
2375799	Monroe	1	1,940	03/17/2026 0126	03/18/2026 0946
2363494	Berks	2	1,919	03/16/2026 1225	03/17/2026 2024
2371274	Bucks	4	1,909	03/17/2026 0458	03/18/2026 1247

FE PA Storm Report

Order #	Approximate Location (County)	Total Number of Customers Affected	Duration of the Outage (minutes)	Initial Date and Time of the Outage	Restoration Date and Time
2364917	Lebanon	2	1,908	03/16/2026 1226	03/17/2026 2014
2371701	Berks	3	1,897	03/17/2026 0623	03/18/2026 1400
2368080	Northampton	4	1,882	03/16/2026 2308	03/18/2026 0630
2372729	Berks	2	1,878	03/17/2026 0823	03/18/2026 1541
2376599	Berks	4	1,869	03/17/2026 1316	03/18/2026 2025
2371082	Northampton	5	1,863	03/17/2026 0405	03/18/2026 1108
2367578	Northampton	1	1,829	03/16/2026 2317	03/18/2026 0546
2374675	Berks	1	1,817	03/17/2026 1218	03/18/2026 1835
2367564	Berks	1	1,803	03/17/2026 0634	03/18/2026 1237
2371691	Bucks	3	1,779	03/17/2026 0621	03/18/2026 1200
2373703	Berks	32	1,776	03/17/2026 1012	03/18/2026 1548
2377173	Berks	2	1,773	03/17/2026 0811	03/18/2026 1344
2373616	Bucks	2	1,753	03/17/2026 0958	03/18/2026 1511
2372843	Berks	3	1,665	03/17/2026 0834	03/18/2026 1219
2376560	Northampton	1	1,614	03/17/2026 0736	03/18/2026 1030
2372488	Northampton	3	1,596	03/17/2026 0757	03/18/2026 1033
2373605	Montgomery	2	1,590	03/17/2026 0956	03/18/2026 1226
2367712	Northampton	1	1,584	03/16/2026 2324	03/18/2026 0148
2365729	Berks	50	1,548	03/16/2026 2147	03/17/2026 2335
2380034	Northampton	1035	1,539	03/18/2026 0523	03/19/2026 0702
2380034	Northampton	239	1,537	03/18/2026 0523	03/19/2026 0700
2366465	Berks	5	1,512	03/16/2026 2237	03/17/2026 2349
2374332	Cumberland	1	1,503	03/17/2026 1119	03/18/2026 1222
2373093	Bucks	1	1,503	03/17/2026 0906	03/18/2026 1009
2366162	Berks	2	1,491	03/16/2026 2224	03/17/2026 2315
2364985	Cumberland	12	1,479	03/16/2026 1845	03/17/2026 1924
2366731	Lebanon	8	1,470	03/16/2026 2126	03/17/2026 2156
2376351	Berks	17	1,468	03/16/2026 2227	03/17/2026 2255
2367573	Pike	3	1,464	03/16/2026 2317	03/17/2026 2341
2379247	Berks	5	1,457	03/17/2026 1835	03/18/2026 1852
2374748	Berks	4	1,423	03/17/2026 1029	03/18/2026 1012
2366307	Berks	55	1,415	03/16/2026 2230	03/17/2026 2205
2376060	Northampton	1	1,385	03/17/2026 1629	03/18/2026 1534
2366280	Berks	30	1,380	03/16/2026 2229	03/17/2026 2129
2377103	Berks	1	1,380	03/16/2026 2230	03/17/2026 2130
2373143	Berks	126	1,377	03/16/2026 2237	03/17/2026 2134
2373917	Montgomery	252	1,370	03/16/2026 2239	03/17/2026 2129
2374621	Berks	1	1,365	03/17/2026 1210	03/18/2026 1055
2363600	York	6	1,363	03/16/2026 1252	03/17/2026 1135
2373370	Montgomery	63	1,362	03/16/2026 2238	03/17/2026 2120
2376463	Berks	32	1,360	03/17/2026 1824	03/18/2026 1704
2367307	Bucks	21	1,359	03/16/2026 2307	03/17/2026 2146
2365450	Berks	40	1,354	03/16/2026 2037	03/17/2026 1911
2376013	Berks	313	1,346	03/16/2026 2218	03/17/2026 2044
2373678	Montgomery	33	1,341	03/16/2026 2242	03/17/2026 2103
2379283	Montgomery	1	1,339	03/18/2026 1247	03/19/2026 1106

FE PA Storm Report

Order #	Approximate Location (County)	Total Number of Customers Affected	Duration of the Outage (minutes)	Initial Date and Time of the Outage	Restoration Date and Time
2375014	Berks	103	1,333	03/16/2026 2230	03/17/2026 2043
2365639	Berks	35	1,327	03/16/2026 2126	03/17/2026 1933
2377150	Montgomery	1	1,324	03/17/2026 1702	03/18/2026 1506
2365946	Berks	12	1,324	03/16/2026 2213	03/17/2026 2017
2366358	Berks	52	1,323	03/16/2026 2233	03/17/2026 2036
2375578	Berks	7	1,319	03/17/2026 1452	03/18/2026 1251
2365958	Berks	254	1,314	03/16/2026 2214	03/17/2026 2008
2365971	Berks	912	1,313	03/16/2026 2216	03/17/2026 2009
2366833	Berks	26	1,311	03/16/2026 2244	03/17/2026 2035
2367529	Berks	9	1,308	03/16/2026 2315	03/17/2026 2103
2371604	Berks	108	1,298	03/16/2026 2234	03/17/2026 2012
2365757	Berks	4	1,271	03/16/2026 2155	03/17/2026 1906
2368466	Berks	19	1,269	03/16/2026 2243	03/17/2026 1952
2366053	Berks	1	1,260	03/16/2026 2220	03/17/2026 1920
2367515	Northampton	8	1,259	03/16/2026 2314	03/17/2026 2013
2367269	Northampton	75	1,256	03/16/2026 2305	03/17/2026 2001
2379594	Chester	2	1,251	03/18/2026 2131	03/19/2026 1822
2375835	Berks	2	1,249	03/17/2026 1540	03/18/2026 1229
2371273	Monroe	31	1,249	03/16/2026 2309	03/17/2026 1958
2368084	Monroe	37	1,249	03/16/2026 2341	03/17/2026 2030
2368716	Berks	1	1,239	03/16/2026 2204	03/17/2026 1843
2367791	Pike	10	1,238	03/16/2026 2328	03/17/2026 2006
2376134	Monroe	1	1,235	03/17/2026 1648	03/18/2026 1323
2376212	Montgomery	2	1,232	03/17/2026 1703	03/18/2026 1335
2367189	Berks	47	1,230	03/16/2026 2300	03/17/2026 1930
2367574	Northampton	5	1,229	03/16/2026 2317	03/17/2026 1946
2368160	Monroe	18	1,229	03/16/2026 2315	03/17/2026 1944
2367528	Northampton	1	1,221	03/16/2026 2315	03/17/2026 1936
2366263	Monroe	1	1,217	03/16/2026 2228	03/17/2026 1845
2374854	Berks	57	1,212	03/16/2026 2227	03/17/2026 1839
2366588	Montgomery	7	1,206	03/16/2026 2239	03/17/2026 1845
2376372	Northampton	1	1,198	03/17/2026 1753	03/18/2026 1351
2375214	Lehigh	73	1,197	03/16/2026 2231	03/17/2026 1828
2373829	Berks	29	1,196	03/16/2026 2215	03/17/2026 1811
2376110	Berks	2	1,196	03/17/2026 1641	03/18/2026 1237
2366179	Lebanon	5	1,193	03/16/2026 2225	03/17/2026 1818
2367638	Bucks	5	1,193	03/16/2026 2320	03/17/2026 1913
2367436	Monroe	34	1,192	03/16/2026 2309	03/17/2026 1901
2365897	Berks	6	1,191	03/16/2026 2209	03/17/2026 1800
2376350	Berks	32	1,184	03/16/2026 2238	03/17/2026 1822
2366007	Berks	18	1,183	03/16/2026 2217	03/17/2026 1800
2366871	Berks	10	1,178	03/16/2026 2245	03/17/2026 1823
2367008	Berks	3	1,173	03/16/2026 2250	03/17/2026 1823
2370744	Northampton	27	1,171	03/16/2026 2342	03/17/2026 1913
2375227	Berks	3	1,163	03/17/2026 1400	03/18/2026 0923
2367157	Monroe	38	1,162	03/16/2026 2258	03/17/2026 1820

FE PA Storm Report

Order #	Approximate Location (County)	Total Number of Customers Affected	Duration of the Outage (minutes)	Initial Date and Time of the Outage	Restoration Date and Time
2368078	Berks	67	1,161	03/16/2026 2159	03/17/2026 1720
2372548	Berks	70	1,158	03/16/2026 2236	03/17/2026 1754
2379007	Berks	1	1,158	03/18/2026 1625	03/19/2026 1143
2370443	Northampton	50	1,158	03/16/2026 2254	03/17/2026 1812
2375705	Berks	48	1,151	03/17/2026 1509	03/18/2026 1020
2367137	Northampton	12	1,143	03/16/2026 2257	03/17/2026 1800
2375000	Berks	26	1,143	03/16/2026 2238	03/17/2026 1741
2367103	Berks	9	1,140	03/16/2026 2255	03/17/2026 1755
2375242	Berks	12	1,138	03/16/2026 2221	03/17/2026 1719
2367523	Northampton	14	1,135	03/16/2026 2315	03/17/2026 1810
2367279	Bucks	25	1,134	03/16/2026 2306	03/17/2026 1800
2375122	Lebanon	1	1,134	03/16/2026 2140	03/17/2026 1634
2367591	Monroe	33	1,133	03/16/2026 2318	03/17/2026 1811
2370105	Monroe	42	1,128	03/16/2026 2258	03/17/2026 1746
2374715	Dauphin	18	1,128	03/16/2026 2228	03/17/2026 1716
2365940	Berks	239	1,112	03/16/2026 2212	03/17/2026 1644
2371180	Berks	40	1,107	03/16/2026 2234	03/17/2026 1701
2370892	Berks	14	1,098	03/16/2026 2236	03/17/2026 1654
2366872	Berks	39	1,087	03/16/2026 2245	03/17/2026 1652
2366018	Berks	172	1,080	03/16/2026 2218	03/17/2026 1618
2366925	Montgomery	15	1,080	03/16/2026 2247	03/17/2026 1647
2366468	Berks	19	1,079	03/16/2026 2237	03/17/2026 1636
2375293	Berks	5	1,075	03/16/2026 2226	03/17/2026 1621
2365995	Lehigh	87	1,073	03/16/2026 2217	03/17/2026 1610
2376574	Monroe	17	1,073	03/17/2026 2143	03/18/2026 1536
2367202	Monroe	3	1,073	03/16/2026 2302	03/17/2026 1655
2365676	Lebanon	91	1,073	03/16/2026 2136	03/17/2026 1529
2375949	Berks	4	1,073	03/17/2026 1600	03/18/2026 0953
2366294	Lehigh	12	1,072	03/16/2026 2230	03/17/2026 1622
2365719	Northampton	4	1,072	03/16/2026 2146	03/17/2026 1538
2365899	Berks	852	1,071	03/16/2026 2209	03/17/2026 1600
2370648	Northampton	1	1,065	03/17/2026 0218	03/17/2026 2003
2367697	Monroe	21	1,064	03/16/2026 2323	03/17/2026 1707
2377017	Berks	3	1,060	03/17/2026 2220	03/18/2026 1600
2369977	Berks	2	1,052	03/17/2026 0055	03/17/2026 1827
2365476	Monroe	67	1,051	03/16/2026 2044	03/17/2026 1415
2374301	Lebanon	1	1,050	03/16/2026 2154	03/17/2026 1524
2368149	Monroe	1	1,049	03/16/2026 2343	03/17/2026 1712
2370967	Berks	7	1,048	03/17/2026 0330	03/17/2026 2058
2379541	Berks	4	1,047	03/18/2026 2104	03/19/2026 1431
2368024	Northampton	208	1,046	03/16/2026 2332	03/17/2026 1658
2364840	York	2	1,046	03/16/2026 1753	03/17/2026 1119
2376825	Monroe	55	1,045	03/17/2026 0121	03/17/2026 1846
2367226	Monroe	8	1,038	03/16/2026 2303	03/17/2026 1621
2366292	Berks	1	1,033	03/16/2026 2229	03/17/2026 1542
2366370	Berks	66	1,029	03/16/2026 2233	03/17/2026 1542

FE PA Storm Report

Order #	Approximate Location (County)	Total Number of Customers Affected	Duration of the Outage (minutes)	Initial Date and Time of the Outage	Restoration Date and Time
2365982	Lehigh	19	1,029	03/16/2026 2215	03/17/2026 1524
2370714	Northampton	1	1,029	03/17/2026 0233	03/17/2026 1942
2365951	Berks	34	1,029	03/16/2026 2213	03/17/2026 1522
2370129	Lehigh	6	1,028	03/17/2026 0111	03/17/2026 1819
2379485	Berks	1	1,027	03/18/2026 2046	03/19/2026 1353
2370829	Monroe	1	1,015	03/16/2026 2310	03/17/2026 1605
2366342	Berks	11	1,015	03/16/2026 2232	03/17/2026 1527
2368146	Bucks	16	1,010	03/16/2026 2343	03/17/2026 1633
2367532	Monroe	13	1,005	03/16/2026 2315	03/17/2026 1600
2376558	Monroe	38	1,004	03/17/2026 1901	03/18/2026 1145
2369853	Bucks	12	1,002	03/17/2026 0047	03/17/2026 1729
2366028	Berks	34	997	03/16/2026 2219	03/17/2026 1456
2366373	Berks	133	994	03/16/2026 2234	03/17/2026 1508
2366050	Berks	567	985	03/16/2026 2220	03/17/2026 1445
2365936	Berks	45	985	03/16/2026 2212	03/17/2026 1437
2373724	Berks	103	983	03/16/2026 2237	03/17/2026 1500
2366800	Monroe	286	980	03/16/2026 2243	03/17/2026 1503
2371179	Northampton	1	980	03/16/2026 2348	03/17/2026 1608
2366413	Berks	88	978	03/16/2026 2236	03/17/2026 1454
2376539	Berks	53	975	03/17/2026 1853	03/18/2026 1108
2365950	Berks	29	969	03/16/2026 2213	03/17/2026 1422
2379332	Montgomery	1	967	03/18/2026 1942	03/19/2026 1149
2375263	Berks	25	966	03/16/2026 2216	03/17/2026 1422
2367238	Berks	9	959	03/16/2026 2304	03/17/2026 1503
2373210	Lebanon	103	958	03/16/2026 2237	03/17/2026 1435
2365303	York	10	951	03/16/2026 1954	03/17/2026 1145
2366132	Dauphin	4	935	03/16/2026 2223	03/17/2026 1358
2365408	Cumberland	7	935	03/16/2026 2025	03/17/2026 1200
2370228	Monroe	14	934	03/17/2026 0301	03/17/2026 1835
2366731	Lebanon	145	932	03/16/2026 2126	03/17/2026 1258
2369341	Cumberland	1	929	03/17/2026 0019	03/17/2026 1548
2366080	Berks	22	928	03/16/2026 2221	03/17/2026 1349
2366424	Chester	12	926	03/16/2026 2236	03/17/2026 1402
2370398	Monroe	2	906	03/17/2026 0138	03/17/2026 1644
2365880	Lebanon	7	903	03/16/2026 2207	03/17/2026 1310
2366395	Berks	74	903	03/16/2026 2235	03/17/2026 1338
2370913	Bucks	1	898	03/17/2026 0316	03/17/2026 1814
2366030	Monroe	37	896	03/16/2026 2219	03/17/2026 1315
2366052	Berks	8	890	03/16/2026 2220	03/17/2026 1310
2365602	York	26	885	03/16/2026 2118	03/17/2026 1203
2367974	Pike	34	876	03/16/2026 2335	03/17/2026 1411
2373540	Berks	150	874	03/16/2026 2215	03/17/2026 1249
2373986	Montgomery	148	871	03/16/2026 2233	03/17/2026 1304
2374624	Berks	160	871	03/16/2026 2222	03/17/2026 1253
2373427	Berks	386	863	03/16/2026 2227	03/17/2026 1250
2371166	Northampton	1	861	03/17/2026 0432	03/17/2026 1853

FE PA Storm Report

Order #	Approximate Location (County)	Total Number of Customers Affected	Duration of the Outage (minutes)	Initial Date and Time of the Outage	Restoration Date and Time
2366151	Adams	11	859	03/16/2026 2224	03/17/2026 1243
2373426	Berks	169	858	03/16/2026 2227	03/17/2026 1245
2366098	Berks	8	857	03/16/2026 2226	03/17/2026 1243
2370681	Lebanon	55	856	03/16/2026 2144	03/17/2026 1200
2365925	Berks	68	854	03/16/2026 2221	03/17/2026 1235
2379554	Chester	1	833	03/18/2026 2117	03/19/2026 1110
2366922	Berks	17	833	03/16/2026 2247	03/17/2026 1240
2367245	Lebanon	10	832	03/16/2026 2304	03/17/2026 1256
2365742	Lebanon	1	830	03/16/2026 2150	03/17/2026 1140
2366929	Berks	39	829	03/16/2026 2247	03/17/2026 1236
2366260	Dauphin	1	828	03/16/2026 2228	03/17/2026 1216
2365977	Berks	50	820	03/16/2026 2215	03/17/2026 1155
2374174	York	2	820	03/16/2026 2126	03/17/2026 1106
2365712	Northampton	2	809	03/16/2026 2145	03/17/2026 1114
2366373	Berks	121	807	03/16/2026 2234	03/17/2026 1201
2376823	Berks	7	803	03/17/2026 2033	03/18/2026 0956
2374031	York	1	800	03/16/2026 2139	03/17/2026 1059
2371398	York	26	799	03/17/2026 0521	03/17/2026 1840
2366773	Pike	58	791	03/16/2026 2243	03/17/2026 1154
2365753	Lebanon	23	790	03/16/2026 2154	03/17/2026 1104
2374083	Northampton	4	789	03/17/2026 1043	03/17/2026 2352
2366935	Berks	40	787	03/16/2026 2247	03/17/2026 1154
2366083	Berks	9	784	03/16/2026 2221	03/17/2026 1125
2367673	Bucks	12	783	03/16/2026 2322	03/17/2026 1225
2365658	York	98	777	03/16/2026 2134	03/17/2026 1031
2365682	York	33	768	03/16/2026 2139	03/17/2026 1027
2365933	Berks	14	767	03/16/2026 2211	03/17/2026 1058
2365481	York	123	762	03/16/2026 2118	03/17/2026 1000
2376438	Northampton	14	762	03/17/2026 1814	03/18/2026 0656
2366698	Berks	71	761	03/16/2026 2241	03/17/2026 1122
2375485	Pike	1	756	03/17/2026 0207	03/17/2026 1443
2365704	Dauphin	28	752	03/16/2026 2142	03/17/2026 1014
2367506	Monroe	217	752	03/16/2026 2315	03/17/2026 1147
2373764	Berks	415	751	03/16/2026 2225	03/17/2026 1056
2372336	Monroe	36	738	03/16/2026 2253	03/17/2026 1111
2372602	Pike	1	738	03/17/2026 0807	03/17/2026 2025
2366270	Berks	62	737	03/16/2026 2230	03/17/2026 1047
2368684	Monroe	23	736	03/16/2026 2253	03/17/2026 1109
2365641	Lebanon	449	731	03/16/2026 2139	03/17/2026 0950
2365875	Berks	513	728	03/16/2026 2207	03/17/2026 1015
2367455	Bucks	66	728	03/16/2026 2312	03/17/2026 1120
2365958	Berks	364	725	03/16/2026 2214	03/17/2026 1019
2378259	Montgomery	1	720	03/18/2026 1142	03/18/2026 2342
2371969	Bucks	1	718	03/17/2026 0658	03/17/2026 1856
2375231	Northampton	8	716	03/17/2026 1401	03/18/2026 0157
2369174	Lebanon	332	716	03/16/2026 2202	03/17/2026 0958

FE PA Storm Report

Order #	Approximate Location (County)	Total Number of Customers Affected	Duration of the Outage (minutes)	Initial Date and Time of the Outage	Restoration Date and Time
2366191	Berks	26	714	03/16/2026 2226	03/17/2026 1020
2373720	Berks	305	705	03/16/2026 2235	03/17/2026 1020
2373369	Montgomery	4	703	03/16/2026 2238	03/17/2026 1021
2365939	Lebanon	10	702	03/16/2026 2212	03/17/2026 0954
2371197	Northampton	32	696	03/16/2026 2309	03/17/2026 1045
2366330	Lehigh	2	689	03/17/2026 0215	03/17/2026 1344
2373143	Berks	494	688	03/16/2026 2237	03/17/2026 1005
2365978	Berks	459	686	03/16/2026 2215	03/17/2026 0941
2366738	Montgomery	224	685	03/16/2026 2242	03/17/2026 1007
2370555	Northampton	9	682	03/17/2026 0209	03/17/2026 1331
2376290	Lehigh	4	676	03/17/2026 1725	03/18/2026 0441
2367706	Pike	52	674	03/16/2026 2324	03/17/2026 1038
2376231	Monroe	28	671	03/17/2026 1707	03/18/2026 0418
2377856	Berks	1	667	03/18/2026 0924	03/18/2026 2031
2367385	Bucks	65	661	03/16/2026 2310	03/17/2026 1011
2366486	Montgomery	860	654	03/16/2026 2238	03/17/2026 0932
2366770	Lebanon	187	646	03/16/2026 2237	03/17/2026 0923
2366199	Berks	13	643	03/16/2026 2226	03/17/2026 0909
2366452	Berks	942	636	03/16/2026 2237	03/17/2026 0913
2372470	Berks	1636	629	03/16/2026 2222	03/17/2026 0851
2378374	York	1	625	03/18/2026 1218	03/18/2026 2243
2376900	Berks	1	624	03/17/2026 2100	03/18/2026 0724
2366397	Berks	7	621	03/16/2026 2353	03/17/2026 1014
2373649	Bucks	1	618	03/16/2026 2339	03/17/2026 0957
2364286	Berks	1	618	03/16/2026 1540	03/17/2026 0158
2367506	Monroe	107	608	03/16/2026 2315	03/17/2026 0923
2366218	Berks	12	601	03/16/2026 2327	03/17/2026 0928
2372874	Northampton	10	592	03/17/2026 0838	03/17/2026 1830
2369478	York	8	586	03/17/2026 0024	03/17/2026 1010
2371567	Adams	1	545	03/17/2026 0602	03/17/2026 1507
2372257	Pike	6	544	03/17/2026 0732	03/17/2026 1636
2368444	Lebanon	828	542	03/16/2026 2352	03/17/2026 0854
2368684	Monroe	365	528	03/16/2026 2253	03/17/2026 0741
2372325	Monroe	368	528	03/16/2026 2253	03/17/2026 0741
2368113	Monroe	579	527	03/16/2026 2253	03/17/2026 0740
2371161	Adams	7	507	03/17/2026 0431	03/17/2026 1258
2372224	Dauphin	55	502	03/17/2026 0728	03/17/2026 1550
2370164	Cumberland	99	502	03/16/2026 1952	03/17/2026 0414
2371409	Northampton	81	501	03/17/2026 0524	03/17/2026 1345
2370574	Lebanon	534	478	03/17/2026 0203	03/17/2026 1001
2374658	Berks	6	474	03/17/2026 1216	03/17/2026 2010
2373872	York	14	471	03/17/2026 0929	03/17/2026 1720
2366350	Berks	125	453	03/16/2026 2234	03/17/2026 0607
2371751	Northampton	7	451	03/17/2026 0632	03/17/2026 1403
2374155	York	1	434	03/17/2026 0929	03/17/2026 1643
2374250	Bucks	8	434	03/17/2026 1106	03/17/2026 1820

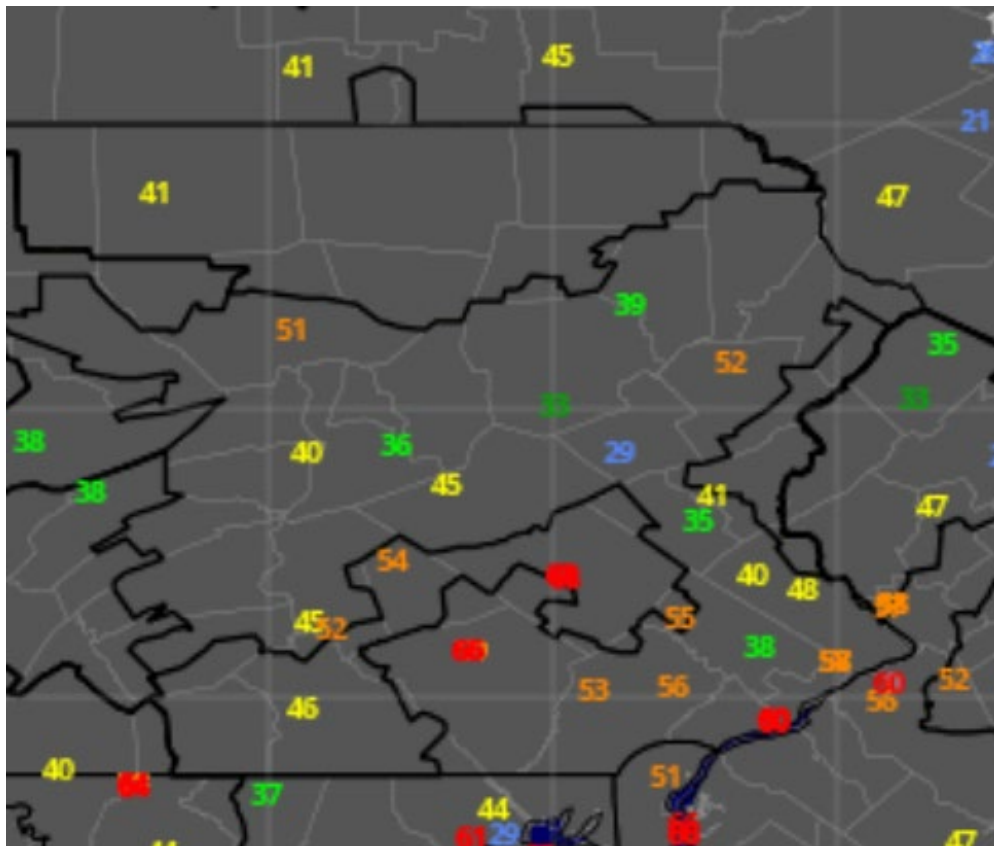
FE PA Storm Report

Order #	Approximate Location (County)	Total Number of Customers Affected	Duration of the Outage (minutes)	Initial Date and Time of the Outage	Restoration Date and Time
2371455	Berks	592	427	03/16/2026 2230	03/17/2026 0537
2369816	Berks	865	426	03/16/2026 2230	03/17/2026 0536
2366319	Berks	111	426	03/16/2026 2230	03/17/2026 0536
2377716	Berks	2	422	03/18/2026 0839	03/18/2026 1541
2369817	Berks	98	416	03/16/2026 2230	03/17/2026 0526
2379570	Berks	1	402	03/18/2026 2122	03/19/2026 0404
2380402	Berks	1	398	03/19/2026 1012	03/19/2026 1650
2372238	Adams	1	394	03/17/2026 0730	03/17/2026 1404
2367946	Northampton	1	390	03/17/2026 0754	03/17/2026 1424
2377757	Northampton	1	385	03/18/2026 0853	03/18/2026 1518
2372536	Monroe	5	385	03/17/2026 0753	03/17/2026 1418
2377642	Montgomery	11	383	03/18/2026 0808	03/18/2026 1431
2379917	Chester	13	383	03/18/2026 2112	03/19/2026 0335
2374804	York	6	381	03/17/2026 1244	03/17/2026 1905
2366260	Dauphin	220	378	03/16/2026 2228	03/17/2026 0446
2363091	Berks	50	376	03/16/2026 1036	03/16/2026 1652
2364547	York	8	376	03/16/2026 1623	03/16/2026 2239
2371423	Northampton	63	374	03/16/2026 2226	03/17/2026 0440
2372599	Northampton	1	369	03/17/2026 0807	03/17/2026 1416
2367171	Monroe	28	365	03/16/2026 2259	03/17/2026 0504
2363120	Adams	4	362	03/16/2026 1042	03/16/2026 1644
2363120	Adams	64	362	03/16/2026 1042	03/16/2026 1644

**Attachment B: Wind and Precipitation Reports**

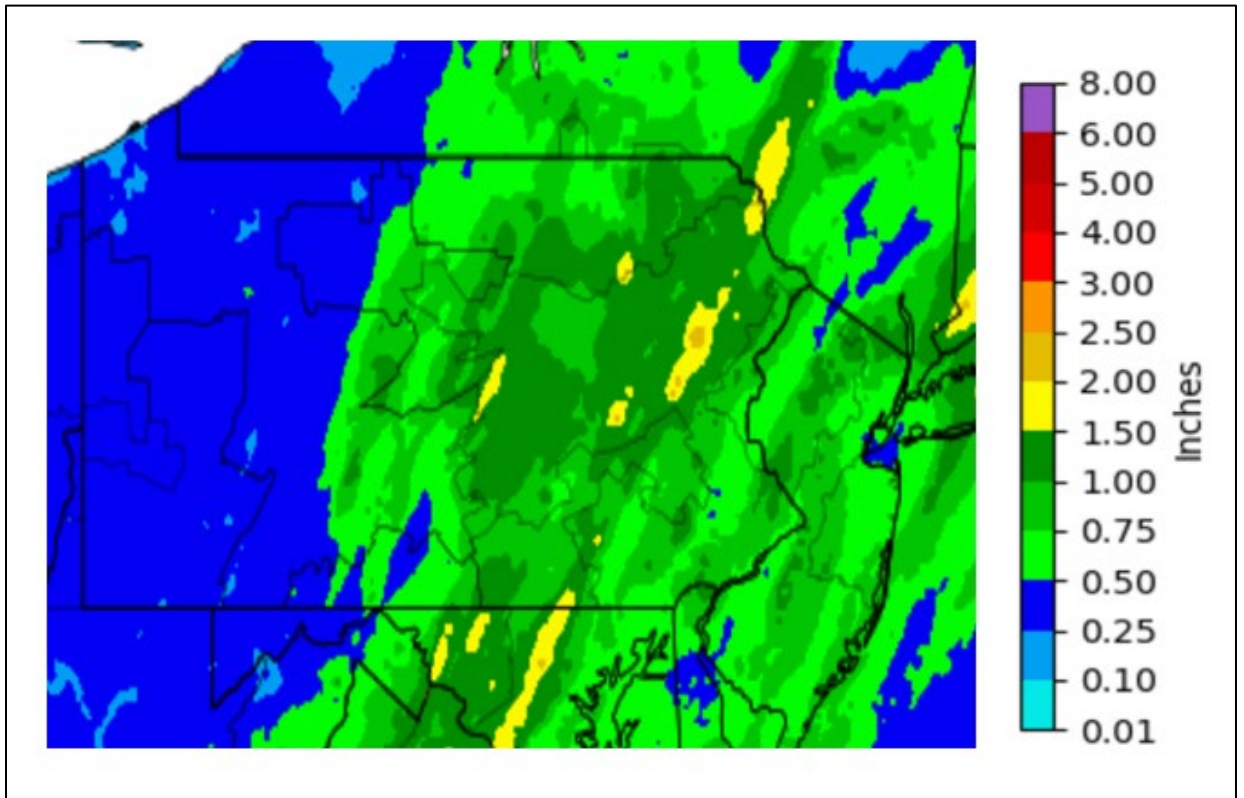
**Wind and Precipitation Reports:** Graphics 1 and 2 illustrate the maximum wind gusts in the FE PA service territory on Monday, March 16, 2026 and Tuesday March 17, 2026. Graphic 3 illustrates the 24-hour precipitation total in the FE PA service territory on Monday, March 16, 2026. The graphics depict data from the National Oceanic and Atmospheric Administration (“NOAA”).

**Graphic 1: Maximum Wind Gusts – Monday, March 16, 2026**

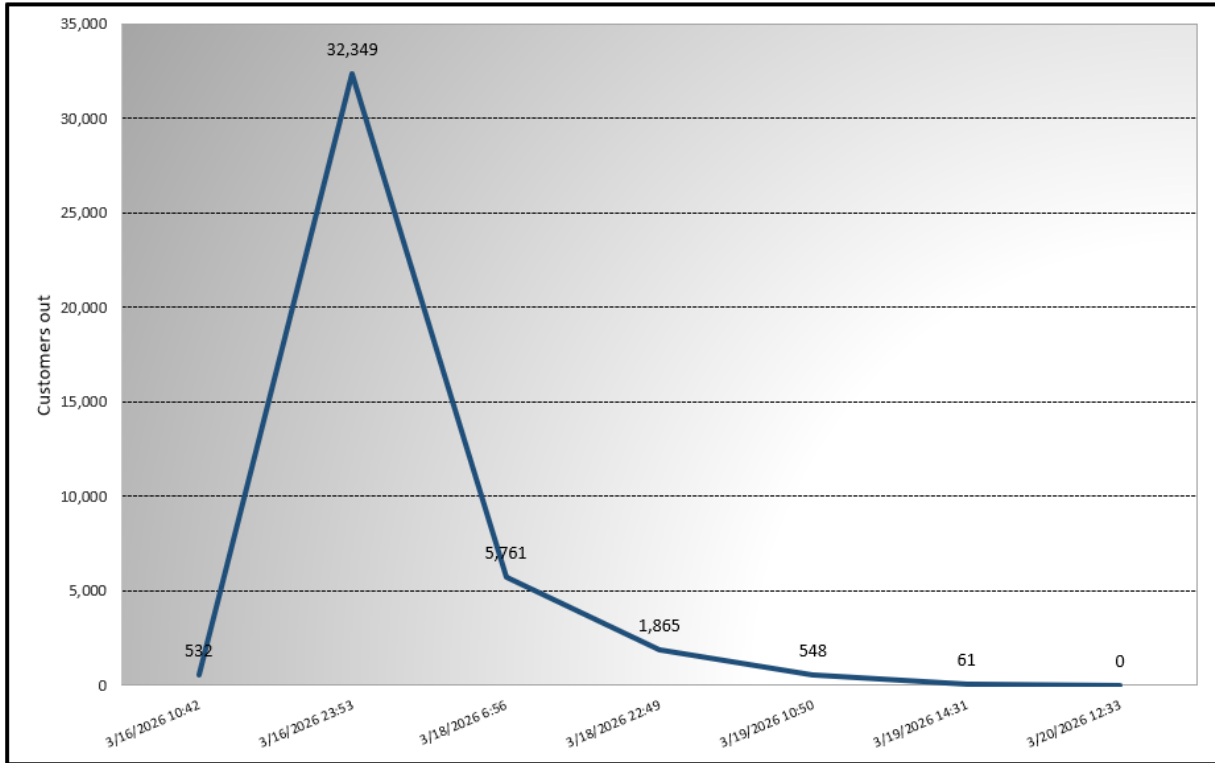




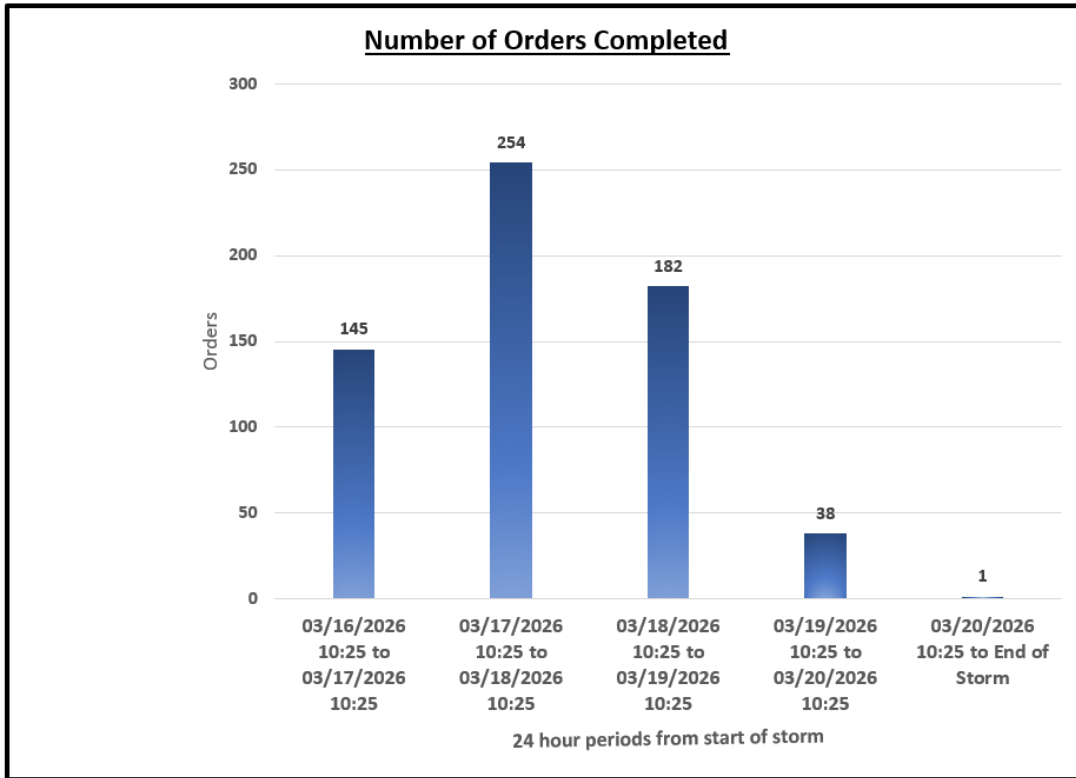
**Graphic 3: 24-Hour Total Precipitation – Monday, March 16, 2026**



**Attachment C: Restoration Curve**



**Attachment D: Order Restoration Graphs**

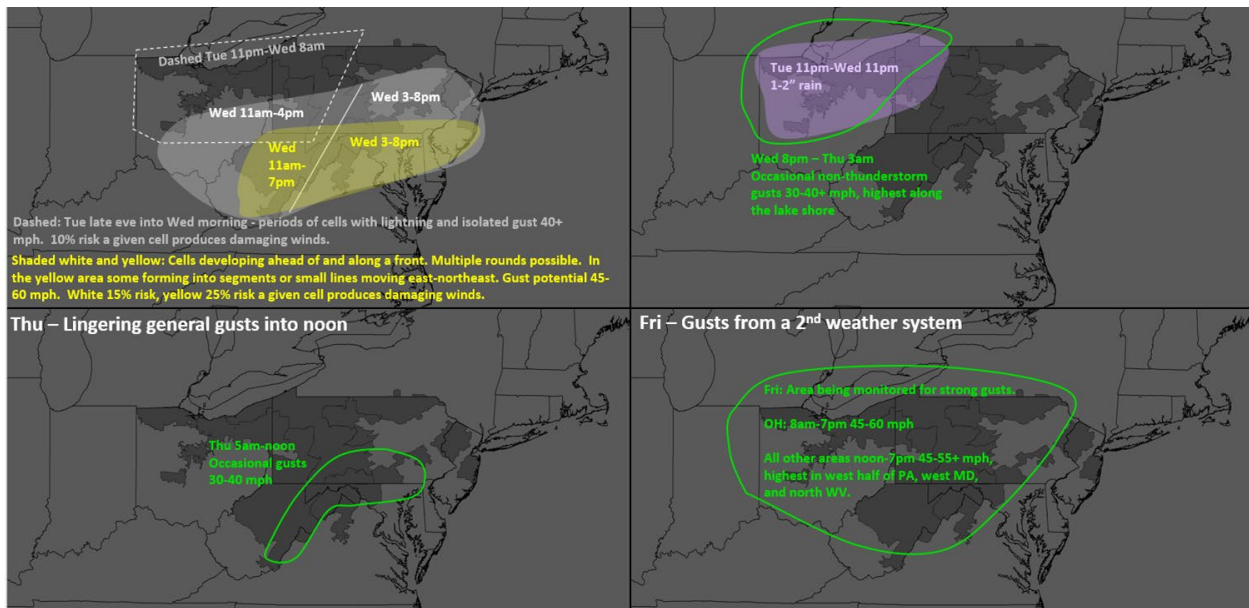


**Tuesday, March 10, 2026 @ 0951**

**Changes.** Since the suite of morning state briefings, the latest guidance has significantly changed thunderstorm threat overnight through tomorrow.

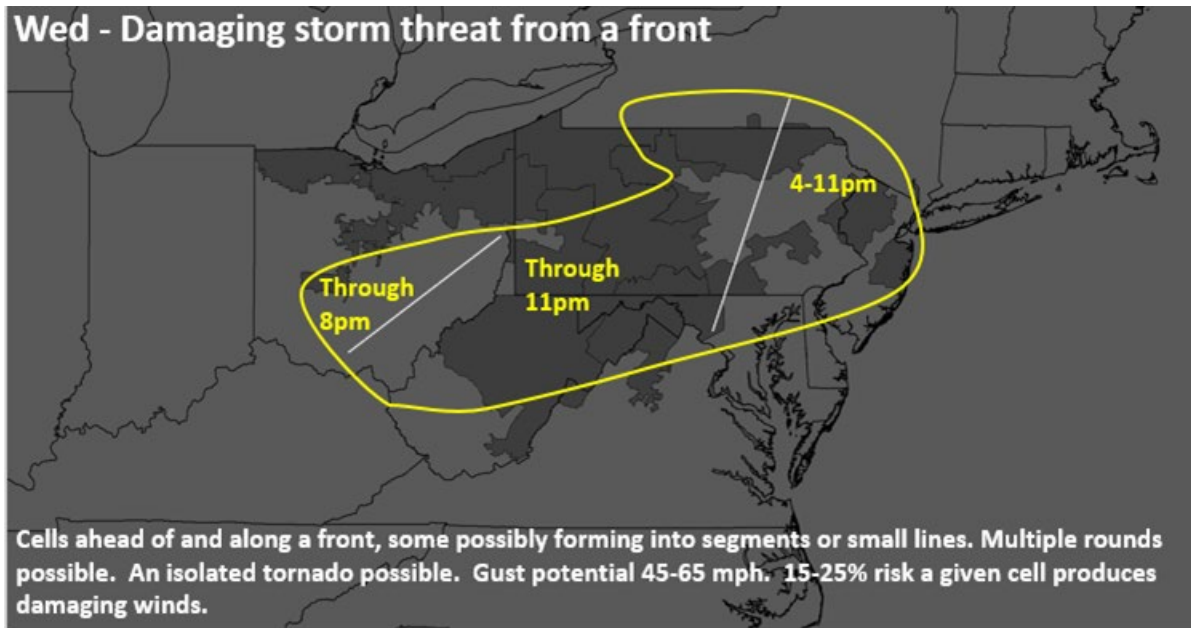
1. Added storm threat for overnight tonight in OH, west PA, north WV, and extreme northwest MD.
2. Extended and added details for thunderstorm threat Wed.
3. Fine-tuned remaining aspects of forecasts for Wed through Fri including mention of possible strong frontal passage late weekend.

**Next Update – 10am Wed.**



**Wednesday, March 11, 2026 @ 1331**

Updated timing given to line up current conditions with latest model guidance. Forecast for remainder of week remains unchanged.

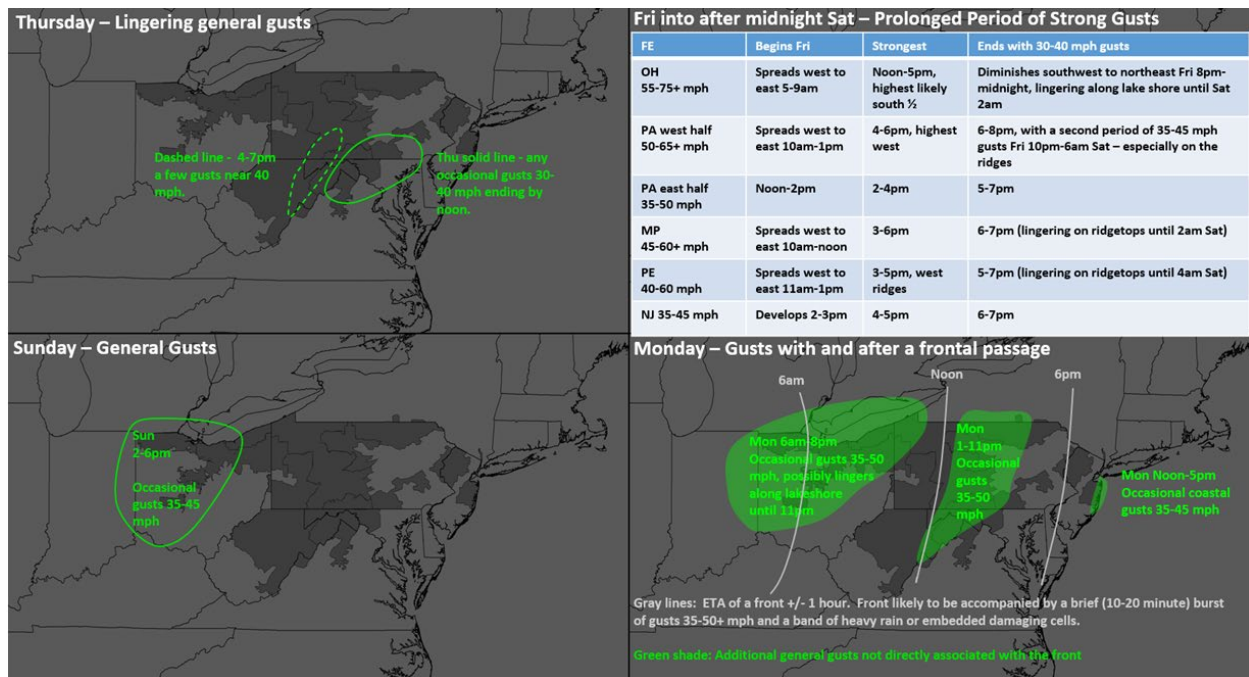


**Thursday, March 12, 2026 @ 0926**

**Changes.**

1. Today: Fine-tuned area/timing for today's storms based on last minute guidance
2. Fri: Increased magnitude of max gusts due to some expected sunshine (in OH especially). Fine-tuned timing. Note: We've only seen 2 similar events to this in the past 20 years (Sep 14 2008 Hurricane Ike remnants and Mar 8 2017 non-precipitation high wind event). This looks to be stronger than either.
3. Sun: Added area of afternoon nuisance gusts in OH.
4. Mon: Added details of strong frontal passage.

**Next Update – 10am Fri**

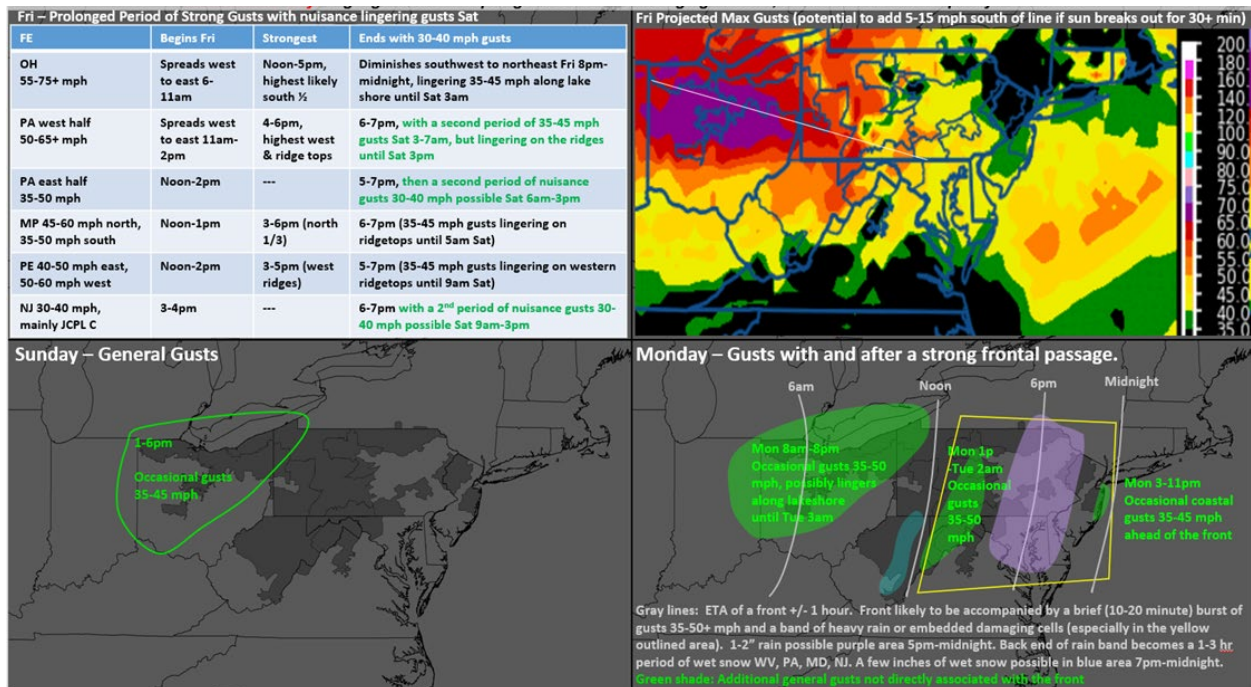


**Friday March 13, 2026 @ 0807**

**Changes.**

1. Today: Fine-tuned timing, added graphic (also showing where gusts might be enhanced even further due to partial sunshine), and highlighted in the table a period of secondary or lingering nuisance gusts into Sat.
2. Sun: Fine-tuned area/timing.
3. Mon: Provided additional threats from strong frontal passage.

**Next Update – 10am Sat**

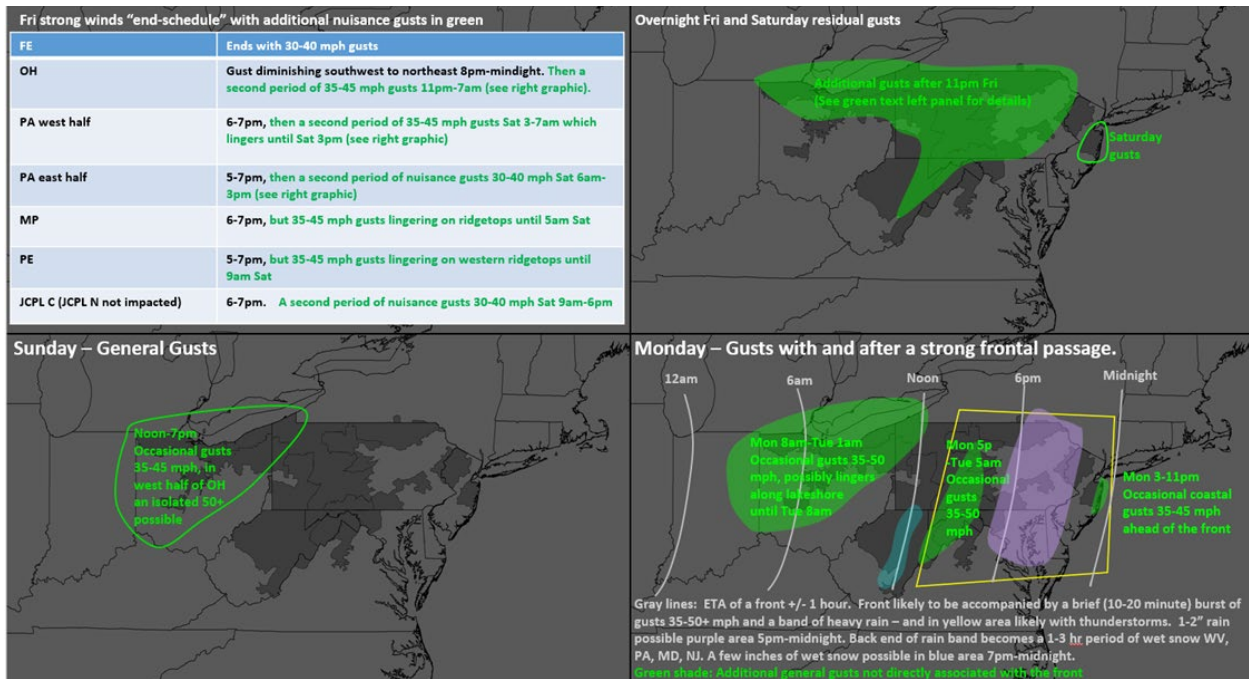


**Friday, March 13, 2026 @ 1359**

**Changes.**

1. Today: Focused on end times of 45+ mph winds.
2. Overnight into Sat: Added graphic showing areas prone for additional period of 35-45 mph gusts.
3. Sun: Fine-tuned area/timing.
4. Mon: Fine-tuned areas/timing.

**Next Update – 10am Sat.**



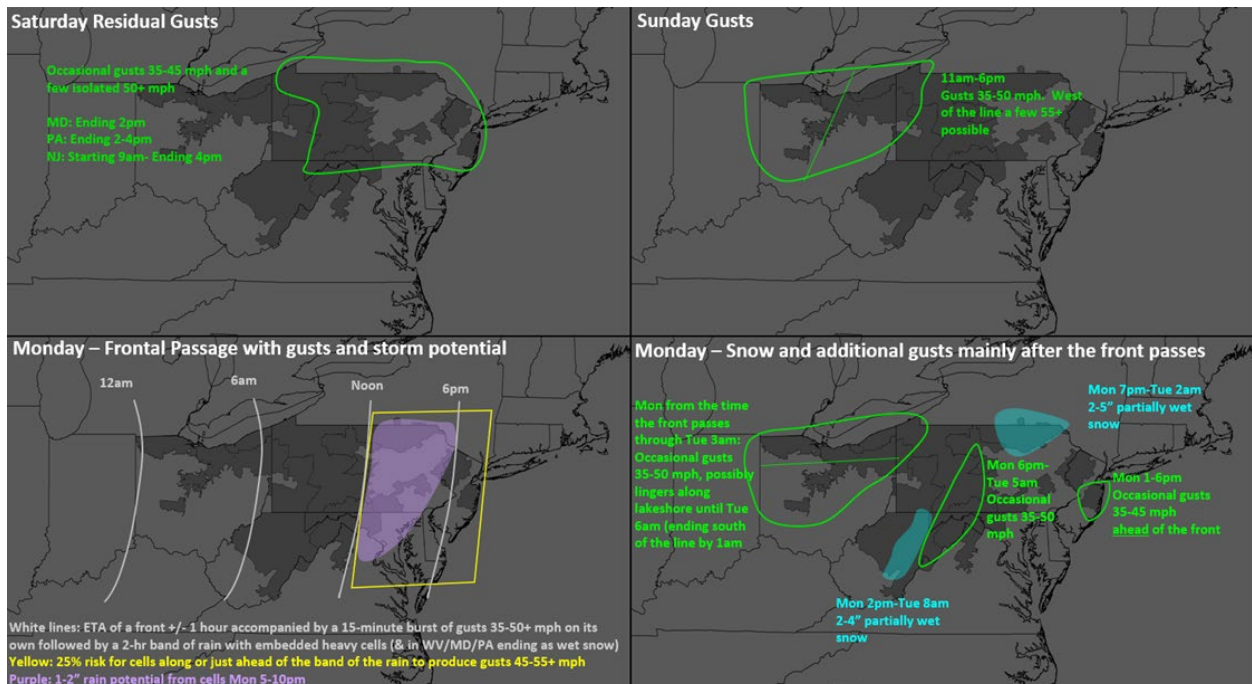
**Saturday, March 14, 2026 @ 0758**

**Changes.**

1. Today: Specified ending-times of gusts.
2. Sun: Fine-tuned area/timing.
3. Mon: Fine-tuned areas/timing.

Note – weather becomes quiet remainder of work-week and temperatures strive to return to normal.

**Next Update – 9am Sun.**

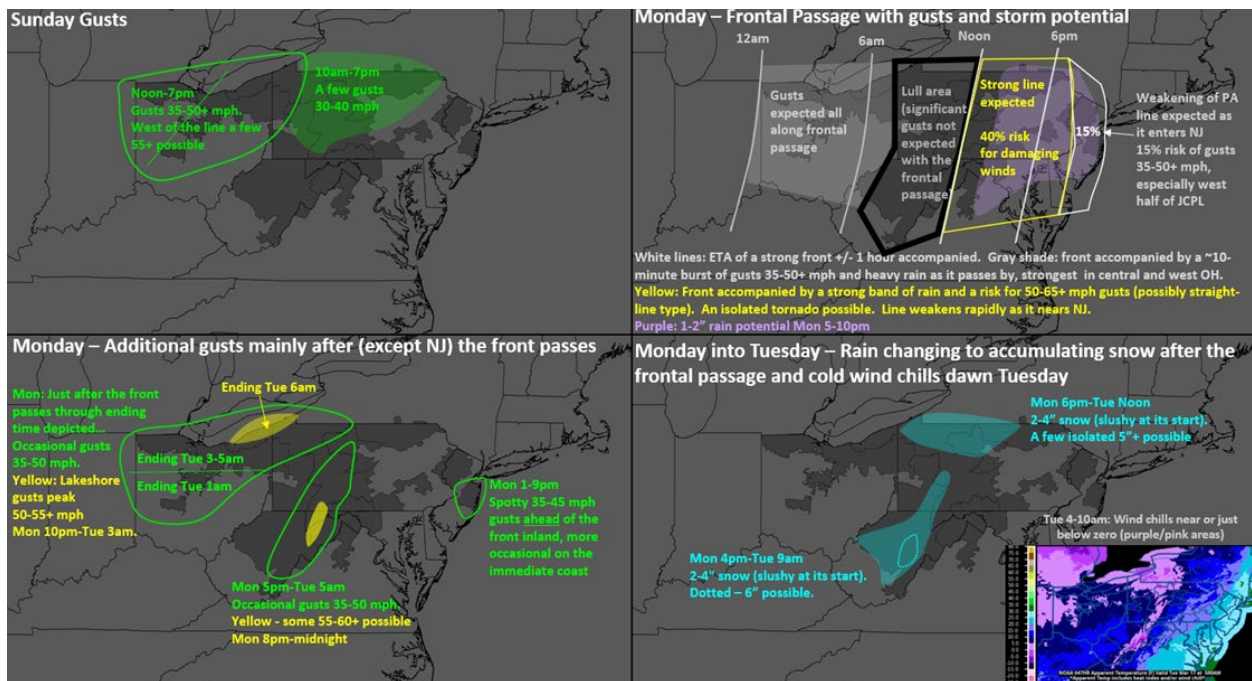


**Sunday, March 15, 2026 @ 0836**

**Changes.**

1. Today: Added area of nuisance gusts in west and north PA (shaded). Increased magnitude of gust potential in west OH.
2. Monday frontal passage (top right panel): Significant changes
  - a. Limited pre-dawn winds with frontal passage to mainly OH and borders with PA and WV.
  - b. Added a “lull-area” of no significant gusts expected for west PA, most of MP, and extreme west PE (the morning line moving through OH weakens as it reaches the PA and WV border and wont re-fire until about midday).
  - c. Increased damage risk for remainder of PA and MD with mention of straight-line wind risk and tornado.
  - d. Greatly decreased threat for NJ (PA line weakens after 6pm – but still needs to be monitored).
3. Monday into Tuesday post frontal gusts/snow: Increased magnitude of winds in OH, WV/MD/southwest PA. Increased snow magnitudes. Fine-tuned timing for both threats.
4. Tuesday: Added mention of near zero wind chills near dawn.

**Next Update – 9am Mon**

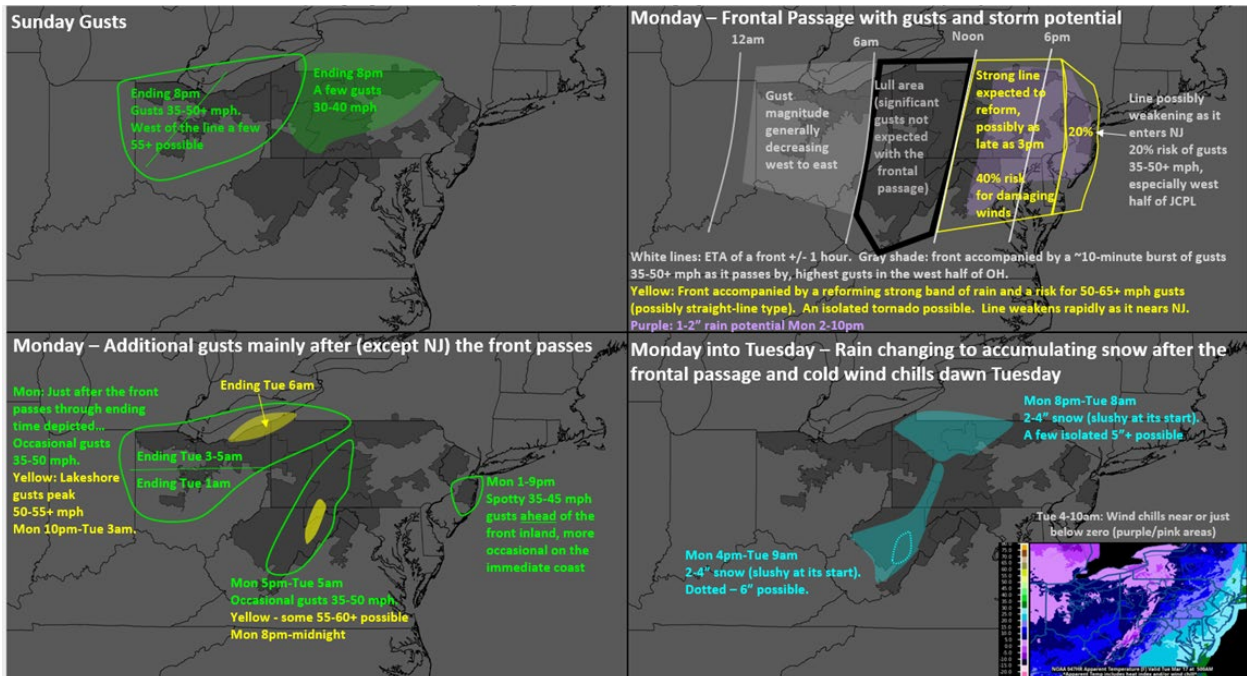


**Sunday, March 15, 2026 @ 1758**

**Changes.**

1. Extended gust window 1 hour this evening.
2. Monday: Frontal passage (top right panel): Slightly reduced threat in OH overnight, added mention of tomorrows storms may hold off until mid afternoon in MD and East PA.
3. Remaining panels: Fine-tuned details.

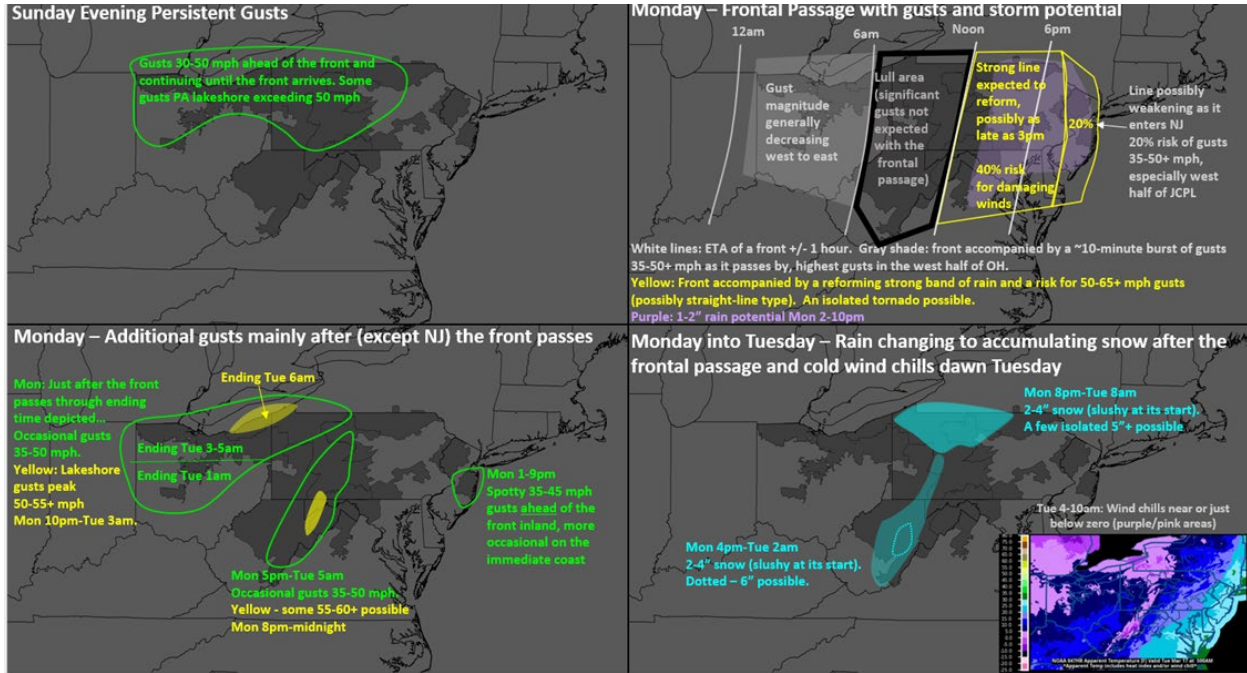
**Next Update – 9am Mon.**



**Sunday, March 15, 2026 @ 2059**

**Changes.** Extend wind gust threat this evening and overnight as depicted top left panel – despite loss of sunshine, gusts will continue until the front arrives. Fine-tuned snow amounts on Monday.

**Next Update – 9am Mon**



**Monday, March 16, 2026 @ 0843**

**Changes.**

1. Today – two rounds of storms expected (afternoon then in the evening) and added details for both rounds.
2. Fine-tuned snow threat overnight.

Note – weather pattern looks relatively quiet rest of the work week.

**Final Update unless significant changes needed as storms form today.**

