



pecoSM

AN EXELON COMPANY

Brendan J. Taylor
Vice President
Regulatory Policy & Strategy

Telephone 215.841.5777
Fax 215.841.6208
www.peco.com
brendan.taylor@exeloncorp.com

PECO
2301 Market Street
S18
Philadelphia, PA 19103

VIA E-Filing Only

April 30, 2026

Matthew Homsher, Secretary
Pennsylvania Public Utility Commission
Commonwealth Keystone Building
400 North Street, Second Floor
Harrisburg, PA 17120

SUBJECT: Information Submitted in Compliance with Section 1307(f) of the Public Utility Code
Recovery of Purchased Gas Costs
Reference: Tariff Gas – Pa. P.U.C. No. 6 – PECO Energy Company

Dear Secretary Homsher:

PECO Energy Company's ("PECO" or the "Company") annual Purchased Gas Cost ("PGC") filing under Section 1307(f) of the Public Utility Code will be made on or before June 1, 2026, in accordance with the schedule of filing dates established by the Pennsylvania Public Utility Commission (the "Commission"). As provided in 52 Pa. Code § 53.64(c)(1), supporting data for any proposed increase or decrease in purchased gas costs must be filed with the Commission thirty (30) days prior to the annual PGC filing. Accordingly, the Company is submitting this supporting information required by 52 Pa. Code §§ 53.64, excluding historic monthly end-user transportation information, which is too voluminous to reproduce, but will be made available for review upon request.

Thank you for your assistance in this matter. If you have any questions, please contact Ben Yin, Director, Regulatory Strategy and Revenue Policy at 215-841-5463 or via email at the following: ben.yin@exeloncorp.com.

Matthew Homsher, Secretary

April 30, 2026

Page 2

Sincerely,

A handwritten signature in black ink, appearing to read "B. Taylor", with a long horizontal flourish extending to the right.

Brendan J. Taylor

Vice President

Regulatory Policy & Strategy

Enclosures

Cc: K. Hafner, Director, Office of Special Assistants (via email service only)
P.T. Diskin, Director, Bureau of Technical Utility Services (via email service only)
C. Yother, Director, Bureau of Audits, Bureau of Audits (via email service only)

**BEFORE THE
PENNSYLVANIA PUBLIC UTILITY COMMISSION**

**PENNSYLVANIA PUBLIC UTILITY
COMMISSION**

v.

PECO ENERGY COMPANY

:
:
:
:
:
:

Docket No. R-2026-XXXXXXX

CERTIFICATE OF SERVICE

I hereby certify that on this day I am serving a true copy of the Advance Filing Information submitted in Compliance with Section 1307 (f) of the Public Utility Code, Recovery of Purchased Gas Costs, upon the participants listed below in accordance with the requirements of 52 Pa. Code Section 1.54 (related to service by a participant).

Via E-File

Matthew Homsher, Secretary
Pennsylvania Public Utility Commission
Commonwealth Keystone Building
400 North Street
Harrisburg, PA 17105-3265
mahomsher@pa.gov

Via Email

Jason Flenner, Executive Director
NazAarah Sabree, Small Business
Advocate
Office of Small Business Advocate
555 Walnut Street
1st Floor, Forum Place
Harrisburg, PA 17101-1923
jflenner@pa.gov
nsabree@pa.gov
ra-sba@pa.gov

Via Email

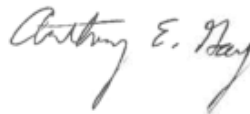
Carrie B. Wright, Esquire
Pennsylvania Public Utility Commission
Bureau of Investigation & Enforcement
Commonwealth Keystone Building
400 North Street, 2nd Floor West
Harrisburg, PA 17120-3265
carwright@pa.gov

Via Email

Charis Mincavage, Esquire
Adeolu A. Bakare, Esquire
McNees Wallace & Nurick, LLC
100 Pine Street
Harrisburg, PA 17101
cmincavage@mcneeslaw.com
abakare@mcneeslaw.com

Via Email

Darryl A. Lawrence, Consumer Advocate
Office of Consumer Advocate
555 Walnut Street, 5th Floor
Forum Place
Harrisburg, PA 17101-1923
dlawrence@paoca.org
ra-oca@paoca.org



Dated: April 30, 2026

Anthony Gay, Esquire
PECO Energy Company
2301 Market Street, S21-1
Philadelphia, PA 19103
Tel.: 267-533-1964
anthony.gay@exeloncorp.com

BEFORE THE PENNSYLVANIA PUBLIC UTILITY COMMISSION

PECO Energy Company
2301 Market Street
Philadelphia, PA 19103

1307(f) RATE PROCEEDING

Information Submitted in Compliance with Act 74 of 1984 and
Pursuant to Title 52 Pennsylvania Code Sections 53.64 and
53.65 Supporting Recovery of Purchased Gas Costs

FILED: April 30, 2026

Section	Nature of Information
1	Spot and long-term sources of gas supply, production, transportation, and storage
2	Copies of Federal Tariffs
3	Future sources of supply, production, transportation, and storage (Abstract)
4	Gas supply, transportation, and storage offered but not chosen
5	Federal Energy Regulatory proceedings
6	Projection of pricing and volumes from April 2026 to November 2026
7	Projection of pricing and volumes from December 2026 to November 2027
8	Current fuel procurement practices
9	List of off-system sales
10	Transportation gas agreements
11	Transportation gas quantities by customer
12	Historic monthly use end-user transportation
13	System map and pressures
14	Rate structure
15	Peak day data for 5-year consecutive 3-day peak
16	Peak day methodology
17	Projected minimum gas requirements to serve firm customers over the next ten years
18	Three-day peak by customer class, including transportation customers
19	Design peak-day requirements by customer class
20	Design peak day sources of supply
21	Maximum design peak day throughput by supply source
22	Gas Supply Reliability Plan

**PECO ENERGY COMPANY
SUMMARY OF FUELS \$ PURCHASED
1/1/2025 THROUGH 3/31/2026**

AccrTotal		Accrual Mo															Grand Total
Key	Contracts	1/1/2025	2/1/2025	3/1/2025	4/1/2025	5/1/2025	6/1/2025	7/1/2025	8/1/2025	9/1/2025	10/1/2025	11/1/2025	12/1/2025	1/1/2026	2/1/2026	3/1/2026	
Pipeline	Eastern Shore	\$127,578	\$125,836	\$126,170	\$126,880	\$126,170	\$126,170	\$126,170	\$126,170	\$126,170	\$126,813	\$128,451	\$129,306	\$127,581	\$138,694	\$133,308	\$1,921,468
	Transcontinental	\$4,179,169	\$3,736,021	\$4,961,605	\$4,280,536	\$4,302,168	\$4,017,894	\$4,033,922	\$4,015,307	\$4,022,613	\$4,174,720	\$4,283,437	\$4,604,933	\$4,673,825	\$3,907,643	\$3,755,481	\$62,949,275
	UGI	\$35,946	\$28,601	\$25,682	\$25,186	\$23,966	\$25,151	\$24,887	\$24,887	\$24,887	\$24,887	\$60,887	\$23,702	\$23,780	\$23,780	\$23,780	\$420,009
	Texas Eastern	\$3,875,127	\$3,872,131	\$3,704,033	\$3,660,808	\$3,628,292	\$3,663,660	\$3,581,113	\$3,617,401	\$3,635,902	\$3,612,134	\$3,899,266	\$3,998,990	\$4,133,557	\$4,216,286	\$4,078,945	\$57,177,645
	Adelphia	\$307,969	\$307,969	\$307,969	\$307,969	\$307,969	\$307,969	\$307,969	\$307,969	\$307,969	\$308,259	\$311,018	\$422,237	\$420,890	\$420,890	\$420,890	\$5,075,901
	Eastern Gas	\$376,720	\$360,073	\$356,059	\$273,878	\$274,786	\$274,059	\$274,786	\$274,825	\$274,059	\$275,431	\$343,329	\$366,403	\$372,349	\$361,719	\$352,240	\$4,810,716
Pipeline Total		\$8,902,508	\$8,430,631	\$9,481,518	\$8,675,257	\$8,663,351	\$8,414,903	\$8,348,846	\$8,366,560	\$8,391,600	\$8,522,244	\$9,026,389	\$9,545,570	\$9,751,982	\$9,069,012	\$8,764,644	\$132,355,015
Supplier	TE/TR 3221	\$1,333,631	\$1,223,450	\$1,533,529	\$3,132,404	\$3,065,442	\$2,718,687	\$2,755,387	\$3,146,326	\$2,288,175	\$2,245,661	\$1,098,435	\$1,670,174	\$1,791,413	\$2,750,874	\$1,030,533	\$31,784,120
	TE/TR 5006	\$2,484,797	\$2,315,284	\$2,006,010							\$45,450	\$1,798,200	\$3,269,456	\$12,487,404	\$5,355,560	\$1,858,140	\$31,620,301
	TE/TR 6607	\$13,632,514	\$9,304,730	\$5,614,565	\$5,116,212	\$4,520,733	\$4,138,118	\$4,240,347	\$4,137,355	\$2,813,737	\$4,966,032	\$8,708,226	\$14,306,577	\$34,762,029	\$21,073,646	\$4,758,142	\$142,092,963
	TE/TR 3220	\$1,834,890	\$1,657,320	\$1,834,890								\$788,400	\$814,680	\$814,680	\$735,840	\$814,680	\$9,295,380
	TE/TR 5101	\$1,325,744	\$857,296		\$139,200						\$138,550	\$81,243	\$3,652,495	\$8,649,813	\$2,159,308	\$547,216	\$17,550,863
	TE/TR 5109	\$3,968,905	\$1,451,810	\$381,203								\$1,208,538	\$8,056,836	\$36,670,534	\$10,199,937	\$856,519	\$62,794,281
	TE/TR 4799	\$2,000,000															\$2,000,000
	TE/TR 4365											\$1,018,800	\$1,202,660	\$1,052,760	\$986,748	\$1,052,760	\$5,313,728
	TE/TR 7347	\$614,730	\$555,240	\$614,730								\$751,500	\$906,380	\$776,550	\$701,400	\$776,550	\$5,697,080
	TE/TR 6997	\$8,315,783	\$6,267,408	\$834,303													\$15,417,494
	TE/TR 4812	\$2,795,428	\$1,182,572												\$54,338		\$4,032,338
	TE/TR DTE 5098	\$2,219,445	\$2,328,480	\$1,289,600							\$570,925	\$66,350	\$77,547	\$1,438,370			\$7,990,717
	TE/TR Nextera11	\$78,000	\$78,000	\$78,000	\$78,000	\$78,000	\$78,000	\$78,000	\$78,000	\$78,000	\$78,000	\$78,000	\$78,000	\$78,000	\$78,000	\$78,000	\$1,170,000
	TE/TR 513440-1							\$102,101									\$102,101
	TE/TR 1										\$18,540	\$3,024,000	\$3,716,280	\$3,958,806	\$6,873,002	\$2,021,200	\$19,611,828
	TE/TR ST85												\$38,750	\$38,750	\$35,000	\$38,750	\$151,250
	TE/TR TR PEAKER												\$16,667	\$16,667	\$16,667		\$50,000
	TE/TR 00001TC														\$152,125		\$152,125
	NRG														\$16,735	\$9,132	\$25,867
Supplier Total		\$40,603,866	\$27,221,591	\$14,186,830	\$8,465,816	\$7,664,175	\$6,934,805	\$7,175,835	\$7,361,681	\$5,179,912	\$8,063,158	\$18,621,692	\$37,806,501	\$102,535,775	\$51,189,179	\$13,841,621	\$356,852,435
Grand Total		\$49,506,374	\$35,652,222	\$23,668,347	\$17,141,073	\$16,327,526	\$15,349,708	\$15,524,681	\$15,728,240	\$13,571,512	\$16,585,402	\$27,648,080	\$47,352,071	\$112,287,757	\$60,258,191	\$22,606,265	\$489,207,450

Sum of MiscCosts	Payment Mo															Grand Total
Misc_Qtrly Rpt	1/31/2025	2/28/2025	3/31/2025	4/30/2025	5/31/2025	6/30/2025	7/31/2025	8/31/2025	9/30/2025	10/31/2025	11/30/2025	12/31/2025	1/31/2026	2/28/2026	3/31/2026	
LNG Storages	\$856,302	\$105,370	\$59,119	\$50,198	\$52,742	(\$415,252)	(\$518,794)	(\$270,325)	\$46,277	\$49,903	\$39,432	\$98,451	\$1,288,220	\$865,044	\$57,505	\$2,364,192
PRO Storages	\$266	\$45,924	\$0	\$0	\$0	\$0	(\$88,447)	(\$140,363)	\$0	\$0	\$0	\$17,010	\$81,860	\$343,898	\$0	\$260,147
UG Storages	\$9,943,974	\$7,642,665	\$3,082,095	(\$439,461)	(\$5,679,852)	(\$5,349,656)	(\$6,307,940)	(\$6,799,637)	(\$4,900,930)	(\$4,513,833)	\$197,924	\$6,916,135	\$12,037,104	\$9,580,750	\$3,427,366	\$18,836,705
Grand Total	\$10,800,542	\$7,793,958	\$3,141,214	(\$389,263)	(\$5,627,110)	(\$5,764,908)	(\$6,915,181)	(\$7,210,325)	(\$4,854,652)	(\$4,463,930)	\$237,356	\$7,031,596	\$13,407,184	\$10,789,692	\$3,484,871	\$21,461,043

PECO ENERGY COMPANY
SUMMARY OF FUELS \$ PURCHASED
1/1/2025 THROUGH 3/31/2026

Sum of Adjs		Payment Mo															Grand Total
Contracts	Dem/Var/CapRel	Jan-25	Feb-25	Mar-25	Apr-25	May-25	Jun-25	Jul-25	Aug-25	Sep-25	Oct-25	Nov-25	Dec-25	Jan-26	Feb-26	Mar-26	
Adelphia	Demand	\$0	\$0	(\$342)	\$0	(\$461)	\$0	\$0	\$0	\$0	\$0	\$0	\$0	\$0	\$0	\$0	(\$803)
	Variable												\$109,872	(\$1,347)			\$108,524
Constellation	Variable																(\$2,017)
	Variable	\$0	\$0	(\$0)	\$0	\$0	\$0	\$0	\$0	\$0	\$0	\$0	(\$83)	\$0	\$0	\$0	(\$83)
Eastern Shore	Demand	\$0	(\$1)	(\$1)	(\$1)	(\$1)	(\$1)	(\$1)	(\$1)	(\$1)	(\$1)	(\$1)	(\$1)	(\$1)	\$0	\$0	(\$15)
	Variable	\$517	(\$775)	\$731	\$26	\$131			\$18			\$92	\$395	\$105	\$8,115	(\$4,222)	\$5,133
TE/TR 1	Variable											\$0	\$37,500	\$0	\$0	(\$0)	\$37,500
TE/TR 3220	Variable	(\$1,371)	\$0	\$0	\$0								\$0	\$0	\$0	\$0	(\$1,371)
TE/TR 3221	Variable	\$0	\$0	\$0	\$0	\$0	\$0	\$0	\$0	\$0	\$0	\$0	\$0	\$0	\$0	\$0	\$0
	Variable	\$304,000															\$304,000
TE/TR 4812	Variable	(\$6)	\$13	(\$5)												\$0	\$2
TE/TR 5006	Variable	\$0	(\$0)	(\$0)	\$0								\$0	\$0	\$188	(\$2)	(\$204,191)
TE/TR 5098	Variable	\$0	\$0	\$0	\$233								\$0	\$0	(\$447)	\$0	(\$214)
TE/TR 5101	Variable	(\$1)	(\$3)	(\$2)		\$0						\$0	\$28	(\$524)	\$96	\$74	(\$332)
TE/TR 5109	Variable	\$7,925	\$12	\$0	\$1,698								\$5	(\$8)	\$18	\$10,693	\$20,343
TE/TR 513440-1	Variable								\$138,292								\$138,292
TE/TR 6607	Variable	\$1,422	\$47	(\$18)	(\$11)	\$33	\$98	(\$50)	(\$9,116)	(\$9,053)	\$0	(\$8,612)	(\$2)	\$30,203	\$88,667	\$109,458	\$203,067
TE/TR 6997	Variable	(\$82)	\$7,470	\$12,455	\$0												\$19,843
TE/TR 7347	Variable	\$0	\$0	\$0	\$0								\$0	\$0	\$0	(\$109)	(\$109)
Texas Eastern	CapRel	\$0	\$0	\$0	\$0	(\$0)	\$0	\$0	\$0	\$0	\$0	\$0	\$0	\$0	\$0	\$0	\$0
	Demand	\$0	\$0	(\$41)	\$0	\$0	\$0	(\$1,415)	(\$8,966)	(\$0)	(\$0)	\$0	\$0	\$0	\$0	\$0	(\$10,422)
	Variable	(\$88)	(\$154)	(\$249)	\$1,987	(\$244)	(\$0)	(\$0)	(\$6)	\$342	(\$74)	\$710	(\$1,331)	(\$1,461)	(\$31)	(\$444)	(\$1,042)
Transcontinental	CapRel	\$2	\$0	\$0	\$0	\$192	\$2	\$0	\$0	\$1	\$0	\$0	\$0	\$0	\$0	\$0	\$196
	Demand	\$314,075	\$283,715	\$312,978	\$302,776	\$312,868	\$302,775	\$312,867	\$313,282	\$303,176	\$313,283	\$303,190	\$313,281	\$322,314	\$291,669	\$297,184	\$4,599,434
	Variable	(\$1,387)	\$318	\$0	(\$111)	(\$416)	(\$583)	(\$474)	(\$748)	(\$887)	(\$765)	(\$686)	(\$1,115)	\$983	\$1,770	\$0	(\$4,102)
UGI	Demand	\$0	\$0	\$0	\$0	\$0	\$911	(\$264)	\$0	\$0	\$0	(\$1,185)	\$0	\$78	\$0	\$0	(\$460)
	Variable	(\$2,611)	(\$22,726)	(\$8,092)	(\$995)	(\$315)						(\$27,648)	(\$552)				(\$62,939)
Grand Total		\$622,394	\$267,915	\$317,413	\$305,602	\$311,786	\$303,201	\$310,663	\$432,755	\$293,578	\$312,443	\$265,860	\$457,996	\$350,082	\$390,302	\$206,242	\$5,148,234

**PECO ENERGY COMPANY
SUMMARY OF FUELS \$ PURCHASED
1/1/2025 THROUGH 3/31/2026**

Key	Vendor / Pipeline	Qtrly Contracts	Rate Schedule	Accrual Mo Data											
				1/1/2025		2/1/2025		3/1/2025		4/1/2025		5/1/2025			
				Accr Vol	Accr Total	Accr Vol	Accr Total	Accr Vol	Accr Total	Accr Vol	Accr Total	Accr Vol	Accr Total		
Pipeline	Adelphia	Adelphia	Demand Demand Credit Transportation	22,500	308,003	22,500	308,003	22,500	308,003	22,500	308,003	22,500	308,003	22,500	308,003
					(34)		(34)		(34)		(34)		(34)		(34)
		Adelphia Total		22,500	307,969	22,500	307,969	22,500	307,969	22,500	307,969	22,500	307,969	22,500	307,969
		Adelphia Total		22,500	307,969	22,500	307,969	22,500	307,969	22,500	307,969	22,500	307,969	22,500	307,969
	Eastern Gas	Eastern Gas	Demand Storage Injection Storage Withdrawl Transportation	4,788,692	335,732	4,788,692	335,732	4,788,692	335,732	4,774,692	252,261	4,774,692	252,261	4,774,692	252,261
				1,319,983	35,904	781,290	21,251	123,791	4,976	343,550	13,811	560,322	22,525	287,010	7,807
				753,364	5,085	457,766	3,090	492,908	13,407	288,036	1,944				
		Eastern Gas Total		6,862,039	376,720	6,027,748	360,073	5,693,427	356,059	5,405,252	273,878	5,335,014	274,786	5,405,252	273,878
		Eastern Gas Total		6,862,039	376,720	6,027,748	360,073	5,693,427	356,059	5,405,252	273,878	5,335,014	274,786	5,405,252	273,878
	Eastern Shore	Eastern Shore	Cash In Commodity Demand Transportation		(2,324)		(3,369)		(2,352)		(837)				
				10,000	126,170	10,000	126,170	10,000	126,170	10,000	126,170	10,000	126,170	10,000	126,170
				187,500	3,731	151,000	3,035	117,000	2,352	77,000	1,548				
		Eastern Shore Total		197,500	127,578	161,000	125,836	127,000	126,170	87,000	126,880	10,000	126,170	87,000	126,880
		Eastern Shore Total		197,500	127,578	161,000	125,836	127,000	126,170	87,000	126,880	10,000	126,170	87,000	126,880
	Texas Eastern Transmission	Texas Eastern	Capacity Release Cash In Cash Out Demand Storage Injection Storage Withdrawl Demand Credit Transportation	(4,799,575)	(989,028)	(4,335,576)	(888,847)	(4,794,739)	(980,008)	(6,136,650)	(1,017,865)	(6,333,672)	(1,046,072)		
					(2,081)		(575)		(294)						
				1,012,116	4,705,250	1,012,116	4,679,480	1,012,116	4,679,480	1,012,116	4,679,480	1,012,116	4,679,480	1,012,116	4,679,480
				2,743	96			39,622	2,896	107,234	5,860	557,810	19,523		
				1,186,430	78,423	1,106,908	69,957	481,044	30,402	261,516	16,528	284	18		
				5,478,003	193,534	3,958,336	123,472	2,848,619	82,912	2,793,922	87,850	2,791,977	85,411		
		Texas Eastern Total		2,879,717	3,875,127	1,741,784	3,872,131	(413,338)	3,704,033	(1,961,862)	3,660,808	(1,971,485)	3,628,292		
		Texas Eastern Transmission Total		2,879,717	3,875,127	1,741,784	3,872,131	(413,338)	3,704,033	(1,961,862)	3,660,808	(1,971,485)	3,628,292		
	Transcontinental Gas Pipeline	Transcontinental	Capacity Release Cash In Cash Out Demand Storage Injection Storage Withdrawl Demand Credit Transportation	(5,916,474)	(1,567,492)	(5,498,780)	(1,421,306)	(5,945,056)	(1,816,384)	(8,664,870)	(2,358,123)	(9,287,507)	(2,546,347)		
							444		466		426				
				6,761,838	5,622,617	6,761,838	5,078,493	6,757,284	6,753,478	6,757,284	6,634,679	6,757,284	6,855,835		
				25,272	762			67,313	4,662	404,709	20,754	1,091,707	36,940		
				2,306,218	79,900	1,712,709	58,874	864,724	28,173	441,907	15,327				
				3,435,404	87,734	2,533,518	64,934	1,492,608	35,597	490,590	11,877				
		Transcontinental Total		6,612,258	4,179,169	5,509,285	3,736,021	3,236,873	4,961,605	(570,380)	4,280,536	(1,438,516)	4,302,168		
		Transcontinental Gas Pipeline Total		6,612,258	4,179,169	5,509,285	3,736,021	3,236,873	4,961,605	(570,380)	4,280,536	(1,438,516)	4,302,168		
	UGI 1801	UGI	Cash Out Commodity Demand Demand Credit		6,751		1,644		364		18				
				3,360	29,194	3,360	26,956	3,360	25,318	3,360	25,168	3,360	23,966		
		UGI Total		3,360	35,946	3,360	28,601	3,360	25,682	3,360	25,186	3,360	23,966		
		UGI 1801 Total		3,360	35,946	3,360	28,601	3,360	25,682	3,360	25,186	3,360	23,966		
	Pipeline Total			16,577,374	8,902,508	13,465,677	8,430,631	8,669,822	9,481,518	2,985,870	8,675,257	1,960,873	8,663,351		
	Grand Total			16,577,374	8,902,508	13,465,677	8,430,631	8,669,822	9,481,518	2,985,870	8,675,257	1,960,873	8,663,351		

**PECO ENERGY COMPANY
SUMMARY OF FUELS \$ PURCHASED
1/1/2025 THROUGH 3/31/2026**

Key	Vendor / Pipeline	Qtrly Contracts	Rate Schedule	Accrual Mo Data									
				6/1/2025		7/1/2025		8/1/2025		9/1/2025		10/1/2025	
				Accr Vol	Accr Total	Accr Vol	Accr Total	Accr Vol	Accr Total	Accr Vol	Accr Total	Accr Vol	Accr Total
Pipeline	Adelphia	Adelphia	Demand	22,500	308,003	22,500	308,003	22,500	308,003	22,500	308,003	22,500	308,003
			Demand Credit		(34)	0	(34)	0	(34)	0	(34)	0	(34)
			Transportation									48,000	290
		Adelphia Total		22,500	307,969	22,500	307,969	22,500	307,969	22,500	307,969	22,500	308,259
	Adelphia Total			22,500	307,969	22,500	307,969	22,500	307,969	22,500	307,969	22,500	308,259
	Eastern Gas	Eastern Gas	Demand	4,774,692	252,261	4,774,692	252,261	4,774,692	252,261	4,774,692	252,261	4,774,692	252,261
			Storage Injection	542,250	21,798	560,325	22,525	561,306	22,565	542,250	21,798	576,361	23,170
			Storage Withdrawl										
			Transportation										
		Eastern Gas Total		5,316,942	274,059	5,335,017	274,786	5,335,998	274,825	5,316,942	274,059	5,351,053	275,431
	Eastern Gas Total			5,316,942	274,059	5,335,017	274,786	5,335,998	274,825	5,316,942	274,059	5,351,053	275,431
	Eastern Shore	Eastern Shore	Cash In										
			Commodity										
			Demand	10,000	126,170	10,000	126,170	10,000	126,170	10,000	126,170	10,000	126,170
			Transportation									31,972	643
		Eastern Shore Total		10,000	126,170	10,000	126,170	10,000	126,170	10,000	126,170	41,972	126,813
	Eastern Shore Total			10,000	126,170	10,000	126,170	10,000	126,170	10,000	126,170	41,972	126,813
	Texas Eastern Transmission	Texas Eastern	Capacity Release	(6,124,080)	(1,008,318)	(6,338,849)	(1,050,004)	(6,342,414)	(1,055,091)	(6,144,420)	(1,026,085)	(6,374,995)	(1,079,921)
			Cash In		(2,154)	0	(42,456)	0	(173)				
			Cash Out										
			Demand	1,012,116	4,679,480	1,012,116	4,679,480	1,012,116	4,690,398	1,012,116	4,690,398	1,012,116	4,690,398
			Storage Injection	676,209	23,667	752,380	26,333	810,364	28,363	732,696	26,169	593,532	22,419
			Storage Withdrawl									15,974	1,002
			Demand Credit		(116,484)	0	(112,697)	0	(112,679)	0	(112,679)	0	(113,587)
			Transportation	2,824,258	87,468	2,697,110	80,457	2,415,460	66,584	2,193,540	58,100	2,996,586	91,823
		Texas Eastern Total		(1,611,497)	3,663,660	(1,877,243)	3,581,113	(2,104,474)	3,617,401	(2,206,068)	3,635,902	(1,756,787)	3,612,134
	Texas Eastern Transmission Total			(1,611,497)	3,663,660	(1,877,243)	3,581,113	(2,104,474)	3,617,401	(2,206,068)	3,635,902	(1,756,787)	3,612,134
	Transcontinental Gas Pipeline	Transcontinental	Capacity Release	(9,285,660)	(2,607,017)	(10,225,722)	(2,820,041)	(10,229,287)	(2,841,264)	(9,903,450)	(2,605,532)	(10,254,242)	(2,673,520)
			Cash In										
			Cash Out			0	2,153						
			Demand	6,757,284	6,634,679	6,757,284	6,855,835	6,757,284	6,855,835	6,757,284	6,634,679	6,757,284	6,855,835
			Storage Injection	943,587	34,543	1,204,712	44,512	1,142,802	45,606	977,174	38,303	945,625	36,923
			Storage Withdrawl									5,719	418
			Demand Credit		(44,311)	0	(48,537)	0	(44,870)	0	(44,836)	0	(44,936)
			Transportation									2	0
		Transcontinental Total		(1,584,789)	4,017,894	(2,263,726)	4,033,922	(2,329,201)	4,015,307	(2,168,992)	4,022,613	(2,545,612)	4,174,720
	Transcontinental Gas Pipeline Total			(1,584,789)	4,017,894	(2,263,726)	4,033,922	(2,329,201)	4,015,307	(2,168,992)	4,022,613	(2,545,612)	4,174,720
	UGI 1801	UGI	Cash Out										
			Commodity										
			Demand	3,360	25,151	3,360	24,887	3,360	24,887	3,360	24,887	3,360	24,887
			Demand Credit										
		UGI Total		3,360	25,151	3,360	24,887	3,360	24,887	3,360	24,887	3,360	24,887
	UGI 1801 Total			3,360	25,151	3,360	24,887	3,360	24,887	3,360	24,887	3,360	24,887
	Pipeline Total			2,156,516	8,414,903	1,229,908	8,348,846	938,183	8,366,560	977,742	8,391,600	1,164,486	8,522,244
	Grand Total			2,156,516	8,414,903	1,229,908	8,348,846	938,183	8,366,560	977,742	8,391,600	1,164,486	8,522,244

**PECO ENERGY COMPANY
SUMMARY OF FUELS \$ PURCHASED
1/1/2025 THROUGH 3/31/2026**

Key	Vendor / Pipeline	Qtrly_Contracts	Rate Schedule	Accrual Mo Data												Total Accr_Vol	Total Accr_Total
				11/1/2025		12/1/2025		1/1/2026		2/1/2026		3/1/2026					
				Accr_Vol	Accr_Total	Accr_Vol	Accr_Total	Accr_Vol	Accr_Total	Accr_Vol	Accr_Total	Accr_Vol	Accr_Total				
Pipeline	Adelphia	Adelphia	Demand	22,500	308,003	45,000	420,890	45,000	420,890	45,000	420,890	45,000	420,890	427,500	5,071,586		
			Demand Credit	0	(34)									0	(371)		
			Transportation	504,000	3,049	134,748	1,347							686,748	4,687		
		Adelphia Total		526,500	311,018	179,748	422,237	45,000	420,890	45,000	420,890	45,000	420,890	1,114,248	5,075,901		
	Adelphia Total			526,500	311,018	179,748	422,237	45,000	420,890	45,000	420,890	45,000	420,890	1,114,248	5,075,901		
	Eastern Gas	Eastern Gas	Demand	4,788,692	335,627	4,788,692	335,627	4,788,692	335,627	4,788,692	335,627	4,788,692	335,627	71,732,380	4,451,156		
			Storage Injection	44,168	1,780							128,834	5,192	3,983,157	160,140		
			Storage Withdrawl	194,652	5,236	1,024,030	27,546	1,222,608	32,888	863,614	23,231	383,620	10,319	6,569,715	177,590		
			Transportation	110,648	686	592,556	3,229	703,400	3,834	524,866	2,861	202,086	1,101	3,632,722	21,830		
		Eastern Gas Total		5,138,160	343,329	6,405,278	366,403	6,714,700	372,349	6,177,172	361,719	5,503,232	352,240	85,917,974	4,810,716		
	Eastern Gas Total			5,138,160	343,329	6,405,278	366,403	6,714,700	372,349	6,177,172	361,719	5,503,232	352,240	85,917,974	4,810,716		
	Eastern Shore	Eastern Shore	Cash In					0	(11,624)			0	(1,352)	0	(1,352)		
			Commodity	10,000	126,170	10,000	126,170	10,000	134,472	10,000	134,472	10,000	134,472	0	(22,903)		
			Transportation	113,500	2,281	156,000	3,136	204,000	4,733	182,000	4,222	111,500	2,587	1,917,456	28,267		
		Eastern Shore Total		123,500	128,451	166,000	129,306	214,000	127,581	192,000	138,694	121,500	133,308	1,481,472	1,921,468		
	Eastern Shore Total			123,500	128,451	166,000	129,306	214,000	127,581	192,000	138,694	121,500	133,308	1,481,472	1,921,468		
	Texas Eastern Transmission	Texas Eastern	Capacity Release	(2,627,250)	(786,248)	(2,720,839)	(816,953)	(2,718,762)	(832,073)	(2,452,156)	(752,414)	(2,705,928)	(825,990)	(70,949,905)	(14,154,916)		
			Cash In	0	(18,600)					0	(6,967)			0	(73,300)		
			Cash Out												1,107		
			Demand	1,012,116	4,690,398	1,012,116	4,690,053	1,012,116	4,808,924	1,012,116	4,828,707	1,012,116	4,828,707	15,181,740	70,700,114		
			Storage Injection	210,045	8,014	40,333	1,720	142	6	0	0	229,168	22,139	4,752,278	187,207		
			Storage Withdrawl	268,105	16,810	769,093	56,375	1,340,292	98,243	1,194,572	89,832	730,337	54,921	7,354,555	512,510		
			Demand Credit	0	(113,932)	0	(115,648)	0	(116,259)	0	(116,437)	0	(116,437)	0	(1,702,839)		
			Transportation	2,931,684	102,823	5,030,280	183,443	5,083,218	174,716	4,466,766	173,565	3,134,344	115,605	51,644,103	1,707,763		
		Texas Eastern Total		1,794,700	3,899,266	4,130,983	3,998,990	4,717,006	4,133,557	4,221,298	4,216,286	2,400,037	4,078,945	7,982,771	57,177,645		
	Texas Eastern Transmission Total			1,794,700	3,899,266	4,130,983	3,998,990	4,717,006	4,133,557	4,221,298	4,216,286	2,400,037	4,078,945	7,982,771	57,177,645		
	Transcontinental Gas Pipeline	Transcontinental	Capacity Release	(3,751,260)	(2,381,506)	(4,025,133)	(2,530,982)	(4,022,188)	(2,528,546)	(3,803,016)	(2,674,237)	(4,370,597)	(2,380,794)	(105,183,242)	(35,753,091)		
			Cash In			0	(329)					0	(22,768)	0	(23,097)		
			Cash Out					0	1,779	0	82,356			0	87,624		
			Demand	6,757,284	6,634,679	6,761,838	7,061,407	6,761,838	7,061,407	6,761,838	6,378,045	6,757,284	6,120,662	101,382,030	98,038,165		
			Storage Injection	317,486	17,284	15,486	1,045	0	0	0	0	146,330	6,703	7,282,203	288,036		
			Storage Withdrawl	515,008	29,676	1,249,613	71,731	2,162,054	88,777	1,843,229	94,562	891,403	27,191	11,992,584	494,630		
			Demand Credit	0	(45,411)	0	(45,840)	0	(46,217)	0	(46,335)	0	(46,409)	0	(680,524)		
			Transportation	1,211,886	28,715	2,005,038	47,902	4,039,526	96,625	3,062,372	73,252	1,629,170	50,897	19,900,114	497,533		
		Transcontinental Total		5,050,404	4,283,437	6,006,842	4,604,933	8,941,230	4,673,825	7,864,423	3,907,643	5,053,590	3,755,481	35,373,689	62,949,275		
	Transcontinental Gas Pipeline Total			5,050,404	4,283,437	6,006,842	4,604,933	8,941,230	4,673,825	7,864,423	3,907,643	5,053,590	3,755,481	35,373,689	62,949,275		
	UGI 1801	UGI	Cash Out	0	36,000									0	36,000		
			Commodity												8,777		
			Demand	3,360	24,887	3,360	23,966	3,360	23,966	3,360	23,966	3,360	23,966	50,400	376,053		
			Demand Credit			0	(264)	0	(186)	0	(186)	0	(186)	0	(821)		
		UGI Total		3,360	60,887	3,360	23,702	3,360	23,780	3,360	23,780	3,360	23,780	50,400	420,009		
	UGI 1801 Total			3,360	60,887	3,360	23,702	3,360	23,780	3,360	23,780	3,360	23,780	50,400	420,009		
	Pipeline Total			12,636,624	9,026,389	16,892,211	9,545,570	20,635,296	9,751,982	18,503,253	9,069,012	13,126,719	8,764,644	131,920,554	132,355,015		
	Grand Total			12,636,624	9,026,389	16,892,211	9,545,570	20,635,296	9,751,982	18,503,253	9,069,012	13,126,719	8,764,644	131,920,554	132,355,015		

PECO ENERGY COMPANY
SUMMARY OF FUELS \$ PURCHASED
1/1/2025 THROUGH 3/31/2026

		Accrual Mo Data															
		1/1/2025		2/1/2025		3/1/2025		4/1/2025		5/1/2025		6/1/2025		7/1/2025		8/1/2025	
Key	Qtrly_Contracts	Accr_Vol	Accr_Total	Accr_Vol	Accr_Total	Accr_Vol	Accr_Total	Accr_Vol	Accr_Total	Accr_Vol	Accr_Total	Accr_Vol	Accr_Total	Accr_Vol	Accr_Total	Accr_Vol	Accr_Total
Supplier	NRG																
	TE/TR 00001TC																
	TE/TR 1																
	TE/TR 3220	372,000	\$1,834,890	336,000	\$1,657,320	372,000	\$1,834,890										
	TE/TR 3221	418,066	\$1,333,631	377,608	\$1,223,450	431,821	\$1,533,529	1,004,580	\$3,132,404	1,348,066	\$3,065,442	1,304,580	\$2,718,687	1,348,066	\$2,755,387	1,348,066	\$3,146,326
	TE/TR 4365																
	TE/TR 4799		\$2,000,000														
	TE/TR 4812	360,000	\$2,795,428	180,000	\$1,182,572												
	TE/TR 5006	507,990	\$2,484,797	458,202	\$2,315,284	372,000	\$2,006,010										
	TE/TR 5098	573,500	\$2,219,445	588,000	\$2,328,480	310,000	\$1,289,600										
	TE/TR 5101	195,000	\$1,325,744	140,000	\$857,296			40,000	\$139,200								
	TE/TR 5109	815,000	\$3,968,905	262,000	\$1,451,810	105,000	\$381,203										
	TE/TR 513440-1													10,318	\$102,101	14,808	
	TE/TR 6607	3,573,475	\$13,632,514	2,565,423	\$9,304,730	1,577,226	\$5,614,565	1,586,214	\$5,116,212	1,770,153	\$4,520,733	1,683,670	\$4,138,118	1,600,034	\$4,240,347	1,458,096	\$4,137,355
	TE/TR 6997	1,657,000	\$8,315,783	1,420,000	\$6,267,408	232,500	\$834,303										
	TE/TR 7347	186,000	\$614,730	168,000	\$555,240	186,000	\$614,730										
	TE/TR AM 11		\$78,000		\$78,000		\$78,000		\$78,000		\$78,000		\$78,000	0	\$78,000	0	\$78,000
	TE/TR ST85																
	TE/TR TR PEAKER																
Supplier Total		8,658,031	\$40,603,866	6,495,233	\$27,221,591	3,586,547	\$14,186,830	2,630,794	\$8,465,816	3,118,219	\$7,664,175	2,988,250	\$6,934,805	2,958,418	\$7,175,835	2,820,970	\$7,361,681

**PECO ENERGY COMPANY
SUMMARY OF FUELS \$ PURCHASED
1/1/2025 THROUGH 3/31/2026**

		Accrual Mo Data															
		9/1/2025		10/1/2025		11/1/2025		12/1/2025		1/1/2026		2/1/2026		3/1/2026		Total Accr_Vol	Total Accr_Total
Key	Qtrly_Contracts	Accr_Vol	Accr_Total	Accr_Vol	Accr_Total	Accr_Vol	Accr_Total	Accr_Vol	Accr_Total	Accr_Vol	Accr_Total	Accr_Vol	Accr_Total	Accr_Vol	Accr_Total		
Supplier	NRG																25,867
	TE/TR 00001TC															35,000	152,125
	TE/TR 1			6,000	18,540	720,000	3,024,000	744,000	3,716,280	742,370	3,958,806	762,556	6,873,002	496,000	2,021,200	3,470,926	19,611,828
	TE/TR 3220					180,000	788,400	186,000	814,680	186,000	814,680	168,000	735,840	186,000	814,680	1,986,000	9,295,380
	TE/TR 3221	1,304,580	2,288,175	1,358,066	2,245,661	404,580	1,098,435	418,066	1,670,174	418,066	1,791,413	377,608	2,750,874	418,066	1,030,533	12,279,885	31,784,120
	TE/TR 4365					180,000	1,018,800	216,000	1,202,660	186,000	1,052,760	175,426	986,748	186,000	1,052,760	943,426	5,313,728
	TE/TR 4799																2,000,000
	TE/TR 4812											15,000	54,338			555,000	4,032,338
	TE/TR 5006			15,000	45,450	360,000	1,798,200	623,500	3,269,456	1,132,000	12,487,404	776,000	5,355,560	372,000	1,858,140	4,616,692	31,620,301
	TE/TR 5098			195,000	570,925	20,000	66,350	15,941	77,547	155,550	1,438,370					1,857,991	7,990,717
	TE/TR 5101			50,000	138,550	25,000	81,243	935,000	3,652,495	700,000	8,649,813	525,000	2,159,308	200,000	547,216	2,810,000	17,550,863
	TE/TR 5109					325,000	1,208,538	1,830,000	8,056,836	1,082,500	36,670,534	914,168	10,199,937	300,000	856,519	5,633,668	62,794,281
	TE/TR 513440-1															25,126	102,101
	TE/TR 6607	1,158,480	2,813,737	2,090,169	4,966,032	2,764,880	8,708,226	3,561,817	14,306,577	3,737,099	34,762,029	3,461,429	21,073,646	1,929,493	4,758,142	34,517,658	142,092,963
	TE/TR 6997															3,309,500	15,417,494
	TE/TR 7347					180,000	751,500	212,215	906,380	186,000	776,550	168,000	701,400	186,000	776,550	1,472,215	5,697,080
	TE/TR AM 11	0	78,000	0	78,000	0	78,000	0	78,000	0	78,000	0	78,000	0	78,000	0	1,170,000
	TE/TR ST85							0	38,750	0	38,750	0	35,000	0	38,750	0	151,250
	TE/TR TR PEAKER							0	16,667	0	16,667	0	16,667	0	16,667	0	50,000
Supplier Total		2,463,060	5,179,912	3,714,235	8,063,158	5,159,460	18,621,692	8,742,539	37,806,501	8,525,585	102,535,775	7,378,187	51,189,179	4,273,559	13,841,621	73,513,087	356,852,435

PECO ENERGY COMPANY
SUMMARY OF FUELS \$ PURCHASED
1/1/2025 THROUGH 3/31/2026

Spots		Accrual Mo Data														
		1/1/2025			2/1/2025			3/1/2025			4/1/2025			5/1/2025		
Qtrly Contracts	Spot TE TR	Sum of AccrVol	Sum of AccrRate	Sum of AccrTotal	Sum of AccrVol	Sum of AccrRate	Sum of AccrTotal	Sum of AccrVol	Sum of AccrRate	Sum of AccrTotal	Sum of AccrVol	Sum of AccrRate	Sum of AccrTotal	Sum of AccrVol	Sum of AccrRate	Sum of AccrTotal
TE/TR 00001TC	TE															
	TR															
TE/TR 00001TC Total																
TE/TR 1	TE															
	TR															
TE/TR 1 Total																
TE/TR 3221	TE							13,755	4	53,576						
TE/TR 3221 Total								13,755	4	53,576						
TE/TR 4365	TR															
TE/TR 4365 Total																
TE/TR 4799	TR	200,000	6	304,000												
TE/TR 4799 Total		200,000	6	304,000												
TE/TR 4812	TR	360,000	43	2,795,428	180,000	28	1,182,572									
TE/TR 4812 Total		360,000	43	2,795,428	180,000	28	1,182,572									
TE/TR 5006	TE	135,990	25	478,787	122,202	31	503,404									
	TR															
TE/TR 5006 Total		135,990	25	478,787	122,202	31	503,404									
TE/TR 5098	TE															
	TR															
TE/TR 5098 Total																
TE/TR 5101	TE															
	TR	195,000	58	1,325,744	140,000	28	857,296				40,000	7	139,200			
TE/TR 5101 Total		195,000	58	1,325,744	140,000	28	857,296				40,000	7	139,200			
TE/TR 5109	TE	815,000	65	3,968,905	262,000	29	1,451,810	105,000	4	381,203						
	TR															
TE/TR 5109 Total		815,000	65	3,968,905	262,000	29	1,451,810	105,000	4	381,203						
TE/TR 6607	TE	1,115,471	138	5,135,877	878,196	119	3,557,523	550,226	40	1,993,214	521,214	42	1,677,222	257,894	26	547,959
	TR	207,404	61	1,309,319	214,427	72	976,819	252,000	22	899,768	165,000	14	567,450	130,000	12	304,950
TE/TR 6607 Total		1,322,875	199	6,445,195	1,092,623	190	4,534,342	802,226	62	2,892,982	686,214	56	2,244,672	387,894	38	852,909
TE/TR 6997	TR	1,657,000	72	8,315,783	1,420,000	56	6,267,408	232,500	4	834,303						
TE/TR 6997 Total		1,657,000	72	8,315,783	1,420,000	56	6,267,408	232,500	4	834,303						
TE/TR 7347	TR															
TE/TR 7347 Total																
Grand Total		4,685,865	469	23,633,841	3,216,825	361	14,796,833	1,153,481	73	4,162,063	726,214	63	2,383,872	387,894	38	852,909

PECO ENERGY COMPANY
SUMMARY OF FUELS \$ PURCHASED
1/1/2025 THROUGH 3/31/2026

Spots		Accrual Mo Data																	
		6/1/2025			7/1/2025			8/1/2025			10/1/2025			11/1/2025			12/1/2025		
Qtrly_Contracts	Spot TE TR	Sum of AccrVol	Sum of AccrRate	Sum of AccrTotal	Sum of AccrVol	Sum of AccrRate	Sum of AccrTotal	Sum of AccrVol	Sum of AccrRate	Sum of AccrTotal	Sum of AccrVol	Sum of AccrRate	Sum of AccrTotal	Sum of AccrVol	Sum of AccrRate	Sum of AccrTotal	Sum of AccrVol	Sum of AccrRate	Sum of AccrTotal
TE/TR 00001TC	TE																		
	TR																		
TE/TR 00001TC Total																			
TE/TR 1	TE										6,000	3	18,540						
	TR																		
TE/TR 1 Total											6,000	3	18,540						
TE/TR 3221	TE										10,000	3	29,500						
TE/TR 3221 Total											10,000	3	29,500						
TE/TR 4365	TR																30,000	10	149,900
TE/TR 4365 Total																	30,000	10	149,900
TE/TR 4799	TR																		
TE/TR 4799 Total																			
TE/TR 4812	TR																		
TE/TR 4812 Total																			
TE/TR 5006	TE																		
	TR										15,000	6	45,450				251,500	27	1,411,316
TE/TR 5006 Total											15,000	6	45,450				251,500	27	1,411,316
TE/TR 5098	TE										20,000	5	51,450	20,000	7	66,350			
	TR										175,000	26	519,475				15,941	10	77,547
TE/TR 5098 Total											195,000	31	570,925	20,000	7	66,350	15,941	10	77,547
TE/TR 5101	TE										15,000	4	28,350	25,000	3	81,243	935,000	68	3,652,495
	TR										35,000	10	110,200						
TE/TR 5101 Total											50,000	13	138,550	25,000	3	81,243	935,000	68	3,652,495
TE/TR 5109	TE																		
	TR													325,000	11	1,208,538	1,830,000	79	8,056,836
TE/TR 5109 Total														325,000	11	1,208,538	1,830,000	79	8,056,836
TE/TR 6607	TE	168,000	14	271,160	93,000	27	252,040	75,000	23	188,375	587,700	63	1,569,057	1,799,880	140	5,944,231	1,438,448	207	5,282,446
	TR	23,000	9	67,030							30,000	8	78,400	185,000	31	630,906	773,600	105	3,577,620
TE/TR 6607 Total		191,000	22	338,190	93,000	27	252,040	75,000	23	188,375	617,700	71	1,647,457	1,984,880	171	6,575,136	2,212,048	312	8,860,067
TE/TR 6997	TR																		
TE/TR 6997 Total																			
TE/TR 7347	TR																26,215	5	129,830
TE/TR 7347 Total																	26,215	5	129,830
Grand Total		191,000	22	338,190	93,000	27	252,040	75,000	23	188,375	893,700	128	2,450,422	2,354,880	192	7,931,267	5,300,704	511	22,337,990

PECO ENERGY COMPANY
SUMMARY OF FUELS \$ PURCHASED
1/1/2025 THROUGH 3/31/2026

Spots		Accrual Mo Data									Total Sum of AccrVol	Total Sum of AccrRate	Total Sum of AccrTotal
		1/1/2026			2/1/2026			3/1/2026					
Qtrly_Contracts	Spot TE TR	Sum of AccrVol	Sum of AccrRate	Sum of AccrTotal	Sum of AccrVol	Sum of AccrRate	Sum of AccrTotal	Sum of AccrVol	Sum of AccrRate	Sum of AccrTotal			
TE/TR 00001TC	TE				25,000	8	103,825				25,000	8	103,825
	TR				10,000	5	48,300				10,000	5	48,300
TE/TR 00001TC Total					35,000	13	152,125				35,000	13	152,125
TE/TR 1	TE										6,000	3	18,540
	TR				6,556	7	48,842				6,556	7	48,842
TE/TR 1 Total					6,556	7	48,842				12,556	11	67,382
TE/TR 3221	TE										23,755	7	83,076
TE/TR 3221 Total											23,755	7	83,076
TE/TR 4365	TR				7,426	5	35,868				37,426	15	185,768
TE/TR 4365 Total					7,426	5	35,868				37,426	15	185,768
TE/TR 4799	TR										200,000	6	304,000
TE/TR 4799 Total											200,000	6	304,000
TE/TR 4812	TR				15,000	4	54,338				555,000	75	4,032,338
TE/TR 4812 Total					15,000	4	54,338				555,000	75	4,032,338
TE/TR 5006	TE										258,192	56	982,191
	TR	760,000	154	10,629,264	440,000	63	3,677,240				1,466,500	250	15,763,270
TE/TR 5006 Total		760,000	154	10,629,264	440,000	63	3,677,240				1,724,692	305	16,745,461
TE/TR 5098	TE										40,000	12	117,800
	TR	155,550	104	1,450,118							346,491	140	2,047,140
TE/TR 5098 Total		155,550	104	1,450,118							386,491	151	2,164,940
TE/TR 5101	TE	700,000	143	8,649,813	525,000	46	2,159,308	200,000	14	547,216	2,400,000	279	15,118,423
	TR										410,000	102	2,432,440
TE/TR 5101 Total		700,000	143	8,649,813	525,000	46	2,159,308	200,000	14	547,216	2,810,000	380	17,550,863
TE/TR 5109	TE										1,182,000	98	5,801,917
	TR	1,082,500	328	36,670,534	914,168	127	10,199,937	300,000	11	856,519	4,451,668	555	56,992,364
TE/TR 5109 Total		1,082,500	328	36,670,534	914,168	127	10,199,937	300,000	11	856,519	5,633,668	653	62,794,281
TE/TR 6607	TE	1,245,035	549	19,590,423	1,261,445	116	4,477,312	934,493	54	2,290,276	10,926,002	1,558	52,777,115
	TR	322,064	143	5,844,512	659,984	199	4,850,781	220,000	26	565,830	3,182,479	701	19,673,384
TE/TR 6607 Total		1,567,099	693	25,434,935	1,921,429	315	9,328,094	1,154,493	80	2,856,106	14,108,481	2,259	72,450,499
TE/TR 6997	TR										3,309,500	132	15,417,494
TE/TR 6997 Total											3,309,500	132	15,417,494
TE/TR 7347	TR										26,215	5	129,830
TE/TR 7347 Total											26,215	5	129,830
Grand Total		4,265,149	1,421	82,834,663	3,864,579	580	25,655,751	1,654,493	104	4,259,840	28,862,784	4,011	192,078,056

Section 2 – Copies of Federal Tariffs

Listed below are web page links containing interstate pipeline company tariffs filed with the Federal Energy Regulatory Commission (“FERC”). FERC Order No. 714 eliminated rate schedule “sheet numbers”. Rates are now listed by contract, in the “Currently Effective Rates” section of each tariff. Please refer to Section 3 of this filing for a listing of all contracts.

TEXAS EASTERN TRANSMISSION, L.P.

- <http://link.enbridge.com>
Informational Postings→Texas Eastern→Tariff→Currently Effective Rates

TRANSCONTINENTAL GAS PIPE LINE CORPORATION

- <http://www.tlline.williams.com>
Transco Williams Info Postings→Tariff→Currently Effective Rates

EASTERN GAS TRANSMISSION AND STORAGE, INC.

- <https://dekaflow.bhegts.com/>
Eastern Gas Transmission and Storage, Inc. Informational Postings→Tariff→Currently Effective Rates

EASTERN SHORE NATURAL GAS COMPANY

- <http://www.gasnom.com/ip/eshore/>
Tariff→Currently Effective Rates

ADELPHIA GATEWAY NATURAL GAS COMPANY

- <http://www.gasnom.com/ip/adelphia>
Tariff→Currently Effective Rates

PECO ENERGY COMPANY

GAS SUPPLY & TRANSPORTATION

ABSTRACT OF NATURAL GAS CONTRACTS

AS OF

April 30, 2026

This document contains information for the use of Gas Operations' personnel only. It is important to note that this is a brief summary of the terms and conditions of PECO Gas contracts. The pipeline tariffs and contract files should be referenced for complete information.

Table of Contents

Transco Gas Supply Contract #3220.....	3
Transco Gas Supply Contract #7347.....	4
Transco Gas Supply Contract #6607.....	5
Transco Gas Supply Contract #0001.....	6
Transco Gas Supply Contract #6607.....	7
Transco Gas Supply Contract #5006.....	8
Transco Gas Supply Contract #6607.....	9
Transco Gas Supply Contract #5109.....	10
Transco Gas Supply Contract #6607.....	11
Transco Gas Supply Contract #6607.....	12
Transco Gas Supply Contract #0001.....	13
Transco Gas Supply Contract #6607.....	14
Transco Transportation FT.....	15
Transco Zone 6 FT Leidy East.....	16
Transco Firm Transportation -FT #1005000.....	17
Transco Firm Transportation -FT #1003693.....	18
Transco GSS Storage Service #100884.....	19
Transco WS Storage Service #1031819.....	20
Transco S-2 Storage Service #1000885.....	21
Transco REA #9286385.....	22
Texas Eastern Gas Supply Contract #6607.....	23
Texas Eastern Gas Supply Contract #6607.....	24
Texas Eastern Gas Supply Contract #3221.....	25
Texas Eastern Gas Supply Contract #5006.....	26
Texas Eastern Gas Supply Contract #5006.....	27
Texas Eastern Gas Supply Contract #5101.....	28
Texas Eastern Gas Supply Contract #4369.....	29
Texas Eastern Gas Supply Contract #6607.....	30
Texas Eastern Gas Supply Contract #3221.....	31
Texas Eastern FT-1 (Firm Transportation Service) #800231.....	32
Texas Eastern CDS - Comprehensive Delivery Service #800407.....	33
Texas Eastern FTS-2 Firm Transportation #330614.....	34
Texas Eastern FTS-7 Firm Transportation Service #331718.....	35
Texas Eastern FTS-8 Firm Transportation Service #331817.....	36
Texas Eastern FT-1 FLEX #800503.....	37
Texas Eastern FT-1 #800523.....	38
Texas Eastern Transportation FT #910510.....	39
Texas Eastern FT-1 (Firm Transportation Service).....	40
Texas Eastern SS-1 Storage Service #400120.....	41
Eastern Gas Transmission & Storage (EGTS) GSS Storage Service #600032.....	42
Eastern Gas Transmission & Storage Service (EGTS) #300223.....	43
Eastern Gas Transmission & Storage (EGTS) FT (Firm Transportation) #700116 ..	44
Eastern Shore FT1-062-0009 and FT1-062-0010.....	45
UGI XD Firm.....	46
Adelphia # FTS-PEC-0020 (Firm Transportation Service).....	47
Adelphia # FTS-PEC-0113 (Firm Transportation Service).....	48

PECO Natural Gas Contract Information
Gas Supply Contract

Name & Type of Service:	Transco Gas Supply Contract #3220
Delivering Pipeline & Contract No.:	Transco
Associated Transportation Contract:	Transco FT Contract: Delivered Supply
Contract Term:	5 Months
Initial Contract Date:	11/01/25
Contract Expiration Date:	3/31/26
Quality of Service:	Firm
Availability:	Nov - Mar
Daily Maximum:	6,000 Dth
Factor:	151 Days
Yearly Maximum:	906,000 Dth
Fuel (%):	See Transco FT Service
Minimum Take Level:	N/A
Nomination/Scheduling Requirements:	Refer to Transco Tariff
Other Terms & Conditions:	N/A
Most Recent Negotiation:	N/A

**PECO Natural Gas Contract Information
Gas Supply Contract**

Name & Type of Service:	Transco Gas Supply Contract #7347
Delivering Pipeline & Contract No.:	Transco
Associated Transportation Contract:	Transco FT Contract: Delivered Supply
Contract Term:	5 Months
Initial Contract Date:	11/01/25
Contract Expiration Date:	3/31/26
Quality of Service:	Firm
Availability:	Nov - Mar
Daily Maximum:	6,000 Dth
Factor:	151 Days
Yearly Maximum:	906,000 Dth
Fuel (%):	See Transco FT Service
Minimum Take Level:	N/A
Nomination/Scheduling Requirements:	Refer to Transco Tariff
Other Terms & Conditions:	N/A
Most Recent Negotiation:	N/A

**PECO Natural Gas Contract Information
Gas Supply Contract**

Name & Type of Service:	Transco Gas Supply Contract #6607
Delivering Pipeline & Contract No.:	Transco
Associated Transportation Contract:	Transco FT Contract #1044182
Contract Term:	7 Months
Initial Contract Date:	4/01/25
Contract Expiration Date:	10/31/25
Quality of Service:	Firm
Availability:	Apr - Oct
Daily Maximum:	30,000 Dth
Factor:	214 Days
Yearly Maximum:	6,420,000 Dth
Fuel (%):	See Transco FT Service
Minimum Take Level:	N/A
Nomination/Scheduling Requirements:	Refer to Transco Tariff
Other Terms & Conditions:	N/A
Most Recent Negotiation:	N/A

**PECO Natural Gas Contract Information
Gas Supply Contract**

Name & Type of Service:	Transco Gas Supply Contract #0001
Delivering Pipeline & Contract No.:	Transco
Associated Transportation Contract:	Transco FT Contract: Delivered Supply
Contract Term:	5 Months
Initial Contract Date:	11/01/25
Contract Expiration Date:	3/31/26
Quality of Service:	Firm
Availability:	Nov - Mar
Daily Maximum:	6,000 Dth
Factor:	151 Days
Yearly Maximum:	906,000 Dth
Fuel (%):	See Transco FT Service
Minimum Take Level:	N/A
Nomination/Scheduling Requirements:	Refer to Transco Tariff
Other Terms & Conditions:	N/A
Most Recent Negotiation:	N/A

**PECO Natural Gas Contract Information
Gas Supply Contract**

Name & Type of Service:	Transco Gas Supply Contract #6607
Delivering Pipeline & Contract No.:	Transco
Associated Transportation Contract:	Transco FT Contract #1044182
Contract Term:	5 Months
Initial Contract Date:	11/01/24
Contract Expiration Date:	3/31/25
Quality of Service:	Firm
Availability:	Nov - Mar
Daily Maximum:	30,000 Dth
Factor:	151 Days
Yearly Maximum:	4,530,000 Dth
Fuel (%):	See Transco FT Service
Minimum Take Level:	N/A
Nomination/Scheduling Requirements:	Refer to Transco Tariff
Other Terms & Conditions:	N/A
Most Recent Negotiation:	N/A

PECO Natural Gas Contract Information
Gas Supply Contract

Name & Type of Service:	Transco Gas Supply Contract #5006
Delivering Pipeline & Contract No.:	Transco
Associated Transportation Contract:	Transco FT Contract #3693
Contract Term:	5 Months
Initial Contract Date:	11/01/24
Contract Expiration Date:	3/31/25
Quality of Service:	Firm
Availability:	Nov - Mar
Daily Maximum:	40,000 Dth
Factor:	151 Days
Yearly Maximum:	6,040,000 Dth
Fuel (%):	See Transco FT Service
Minimum Take Level:	N/A
Nomination/Scheduling Requirements:	Refer to Transco Tariff
Other Terms & Conditions:	N/A
Most Recent Negotiation:	N/A

**PECO Natural Gas Contra Information
Gas Supply Contract**

Name & Type of Service:	Transco Gas Supply Contract #6607
Delivering Pipeline & Contract No.:	Transco
Associated Transportation Contract:	Transco FT Contract #3693
Contract Term:	1 Month
Initial Contract Date:	3/01/26
Contract Expiration Date:	3/31/26
Quality of Service:	Firm
Availability:	November
Daily Maximum:	10,000 Dth
Factor:	31 Days
Yearly Maximum:	930,000 Dth
Fuel (%):	See Transco FT Service
Minimum Take Level:	N/A
Nomination/Scheduling Requirements:	Refer to Transco Tariff
Other Terms & Conditions:	N/A
Most Recent Negotiation:	N/A

**PECO Natural Gas Contra Information
Gas Supply Contract**

Name & Type of Service:	Transco Gas Supply Contract #5109
Delivering Pipeline & Contract No.:	Transco
Associated Transportation Contract:	Transco FT Contract #9286395
Contract Term:	5 Months
Initial Contract Date:	11/01/25
Contract Expiration Date:	3/31/26
Quality of Service:	Firm
Availability:	Nov - Mar
Daily Maximum:	77,500 Dth
Factor:	151 Days
Yearly Maximum:	11,702,500 Dth
Fuel (%):	See Transco FT Service
Minimum Take Level:	N/A
Nomination/Scheduling Requirements:	Refer to Transco Tariff
Other Terms & Conditions:	N/A
Most Recent Negotiation:	N/A

**PECO Natural Gas Contra Information
Gas Supply Contract**

Name & Type of Service:	Transco Gas Supply Contract #6607
Delivering Pipeline & Contract No.:	Transco
Associated Transportation Contract:	Transco FT Contract #9089628
Contract Term:	5 Months
Initial Contract Date:	11/01/25
Contract Expiration Date:	3/31/26
Quality of Service:	Firm
Availability:	Nov - Mar
Daily Maximum:	25,000 Dth
Factor:	151 Days
Yearly Maximum:	3,775,000 Dth
Fuel (%):	See Transco FT Service
Minimum Take Level:	N/A
Nomination/Scheduling Requirements:	Refer to Transco Tariff
Other Terms & Conditions:	N/A
Most Recent Negotiation:	N/A

**PECO Natural Gas Contra Information
Gas Supply Contract**

Name & Type of Service:	Transco Gas Supply Contract #6607
Delivering Pipeline & Contract No.:	Transco
Associated Transportation Contract:	Transco FT Contract #1044182
Contract Term:	5 Months
Initial Contract Date:	11/01/25
Contract Expiration Date:	3/31/26
Quality of Service:	Firm
Availability:	Nov - Mar
Daily Maximum:	30,000 Dth
Factor:	151 Days
Yearly Maximum:	4,530,000 Dth
Fuel (%):	See Transco FT Service
Minimum Take Level:	N/A
Nomination/Scheduling Requirements:	Refer to Transco Tariff
Other Terms & Conditions:	N/A
Most Recent Negotiation:	N/A

**PECO Natural Gas Contra Information
Gas Supply Contract**

Name & Type of Service:	Transco Gas Supply Contract #0001
Delivering Pipeline & Contract No.:	Transco
Associated Transportation Contract:	Transco FT Contract #3693
Contract Term:	5 Months
Initial Contract Date:	11/01/25
Contract Expiration Date:	3/31/26
Quality of Service:	Firm
Availability:	Nov - Mar
Daily Maximum:	25,000 Dth
Factor:	151 Days
Yearly Maximum:	3,775,000 Dth
Fuel (%):	See Transco FT Service
Minimum Take Level:	N/A
Nomination/Scheduling Requirements:	Refer to Transco Tariff
Other Terms & Conditions:	N/A
Most Recent Negotiation:	N/A

**PECO Natural Gas Contra Information
Gas Supply Contract**

Name & Type of Service:	Transco Gas Supply Contract #6607
Delivering Pipeline & Contract No.:	Transco
Associated Transportation Contract:	Transco FT Contract #3693
Contract Term:	7 Months
Initial Contract Date:	4/01/25
Contract Expiration Date:	10/31/25
Quality of Service:	Firm
Availability:	Apr - Oct
Daily Maximum:	16,000 Dth
Factor:	151 Days
Yearly Maximum:	3,440,000 Dth
Fuel (%):	See Transco FT Service
Minimum Take Level:	N/A
Nomination/Scheduling Requirements:	Refer to Transco Tariff
Other Terms & Conditions:	N/A
Most Recent Negotiation:	N/A

**PECO Natural Gas Contract Information
Transportation Contract**

Name & Type of Service:	Transco Transportation FT
Delivering Pipeline & Contract No.:	Transco Contract # 9089628 - Sentinel
Associated Contract:	Transco FT
Contract Term:	20 Years
Initial Contract Date:	11/01/09
Contract Expiration Date:	10/31/29
Quality of Service:	Firm
Availability:	Year Round
Daily Maximum:	25,000 Dth
Factor:	365 Days
Yearly Maximum:	9,125,000 Dth
Fuel (%):	Refer to Transco Tariff
Nomination/Scheduling Requirements:	Refer to Transco Tariff
Other Terms & Conditions:	N/A
Most Recent Negotiation:	11/2009

**PECO Natural Gas Contract Information
Transportation Contract**

Name & Type of Service:	Transco Zone 6 FT Leidy East
Delivering Pipeline & Contract No.:	Transco #1044182
Contract Term:	10 Years
Initial Contract Date:	6/01/01
Contract Expiration Date:	10/31/28
Quality of Service:	Firm
Availability:	Year Round
Daily Maximum:	30,000 Dth
Factor:	365 days
Yearly Maximum:	10,950,000 Dth
Fuel (%):	Refer to Transco Tariff
Nomination/Scheduling Requirements:	Refer to Transco Tariff
Other Terms & Conditions:	N/A
Most Recent Negotiation:	10/22/17 PECO exercised its option to extend the contract for five years.

**PECO Natural Gas Contract Information
Transportation Contract**

Name & Type of Service:	Transco Firm Transportation -FT #1005000
Delivering Pipeline & Contract No.:	Transco Contract #1005000
Associated Contract:	Transco Gas Supply Contracts, WSS, (30-day supplies)
Contract Term:	15 Years
Initial Contract Date:	2/1/72
Contract Expiration Date:	7/31/29 - Evergreen is automatic renewal yearly unless termination notice is given 3 years prior to expiration date.
Quality of Service:	Firm
Availability:	Dec - Feb
Daily Maximum:	4,554 Dth (Dec-Feb)
Factor:	90 Days
Yearly Maximum:	409,860 Dth
Fuel (%):	Refer to Transco Tariff
Nomination/Scheduling Requirements:	Refer to Transco Tariff
Operating Restrictions:	Telescoping capacity limits exist in Transco's production area.

**PECO Natural Gas Contract Information
Transportation Contract**

Name & Type of Service:	Transco Firm Transportation -FT #1003693
Delivering Pipeline & Contract No.:	Transco Contract #1003693
Associated Contract:	Transco Gas Supply Contracts, (WSS, 30-day supplies)
Contract Term:	15 Years
Initial Contract Date:	2/01/72
Contract Expiration Date:	3/31/30 – Evergreen is automatic renewal yearly unless termination notice is given 3 years prior to expiration date.
Quality of Service:	Firm
Availability:	Year Round
Daily Maximum:	154,278 Dth
Factor:	365 Days
Yearly Maximum:	56,311,470 Dth
Fuel (%):	Refer to Transco Tariff
Nomination/Scheduling Requirements:	Refer to Transco Tariff
Operating Restriction:	Telescoping capacity limits exist in Transco's production area.

**PECO Natural Gas Contract Information
Underground Storage Contract**

Name & Type of Service:	Transco GSS Storage Service #100884	
Delivering Pipeline & Contract No.:	Transco	
Contract Term:	5 Years	
Initial Contract Date:	4/1/72	
Contract Expiration Date:	3/31/28	
Quality of Service:	Firm (Bundled)	
Availability (Withdrawal):	Year Round	
Daily Maximum Withdrawal:	<u>% Of Storage Inventory</u>	<u>Maximum Withdrawal Quantity</u>
	100% - 35%	54,508 Dth
	35 - 20%	53,963 Dth
	20 - 7%	40,336 Dth
	< 7%	29,980 Dth
Injection Period:	Year Round	
Daily Maximum Injection:	14,818 Dth (below 50% inventory) 12,463 Dth (above 50% inventory)	
Maximum Storage Quantity:	2,667,190 Dth	
Fuel (%):	Refer to Transco Tariff	
Nomination/Scheduling Requirements:	Refer to Transco Tariff	
Operating Restrictions:	N/A	
Most Recent Negotiation	In March 2023 PECO agreed to a 5-year contract extension.	
Other Terms & Conditions:	During the period from October 1 through April 30, excess GSS deliveries may be available if delivery can be made without adverse effect on Transco's operations.	

**PECO Natural Gas Contract Information
Underground Storage Contract**

Name & Type of Service:	Transco WSS Storage Service #1031819	
Delivering Pipeline & Contract No.:	Transco	
Associated Transportation Contract:	Transco FT Contract #3693	
Contract Term:	10 Years	
Initial Contract Date:	4/01/25	
Contract Expiration Date:	3/31/35	
Quality of Service:	Firm (Unbundled)	
Availability (Withdrawal):	Year Round	
Daily Maximum Withdrawal:	<u>% Of Storage Inventory</u>	<u>Maximum Withdrawal Quantity</u>
	80%	38,816 Dth
	80%	34,788 Dth
	60%	31,517 Dth
	40%	26,339 Dth
	20%	21,315 Dth
Injection Period:	Year Round	
Daily Maximum Injection:	20,466 Dth if balance < 50% full 17,231 Dth if balance > 50% full	
Maximum Storage Quantity:	3,687,492 Dth	
Fuel (%):	Refer to Transco Tariff	
Nomination/Scheduling Requirements:	Refer to Transco Tariff	
Operating Restrictions:	N/A	
Other Terms & Conditions:	N/A	

**PECO Natural Gas Contract Information
Underground Storage Contract**

Name & Type of Service: **Transco S-2 Storage Service #1000885**

Delivering Pipeline & Contract No.: Transco #1000885

Contract Term: 20 Years

Initial Contract Date: 12/23/53

Contract Expiration Date: 03/31/28 - Evergreen is automatic renewal yearly unless termination notice is given 12 months prior to expiration date.

Quality of Service: Firm (Bundled)

Availability (Withdrawal): November 16 - April 15

Daily Maximum Withdrawal:

<u>Withdrawal Period</u>	<u>Maximum Withdrawal Quantity</u>
11/16-2/15	31,142 Dth
2/17-3/31	30,559 Dth to 5,833 Dth
4/01-4/15	5,832 Dth

<u>Period</u>	<u>Minimum Storage Inventory</u>
11/16-2/15	730,816 Dth
11/16-3/15	215,735 Dth
11/16-4/15	52,369 Dth

Injection Period: April 16-November 15

Daily Maximum Injection: 23,692 Dth

Maximum Storage Quantity: 2,799,327 Dth

Fuel (%): Refer to Transco Tariff

Nomination/Scheduling Requirements: Refer to Transco Tariff

Operating Restrictions: N/A

**PECO Natural Gas Contract Information
Transportation Contract**

Name & Type of Service:	Transco REA #9286385
Delivering Pipeline & Contract No.:	Transco
Contract Term:	15 Years
Initial Contract Date:	10/1/24
Contract Expiration Date:	10/01/39
Quality of Service:	Firm
Availability:	Year Round
Daily Maximum:	100,000 Dth
Factor:	365 days
Yearly Maximum:	36,500,000 Dth
Fuel (%):	Refer to Transco Tariff
Nomination/Scheduling Requirements:	Refer to Transco Tariff
Other Terms & Conditions:	N/A
Most Recent Negotiation:	N/A
Other Terms & Conditions:	N/A

**PECO Natural Gas Contract Information
Gas Supply Contract**

Name & Type of Service:	Texas Eastern Gas Supply Contract #6607
Delivering Pipeline & Contract No.:	Texas Eastern
Associated Transportation Contract(s):	Texas Eastern Transmission CDS #800407
Contract Term:	12 Months
Initial Contract Date:	4/01/25
Contract Expiration Date:	3/31/26
Quality of Service:	Firm
Availability:	Apr - Mar
Daily Maximum:	49,104 Dth
Factor:	365 Days
Yearly Maximum:	17,922,960 Dth
Fuel (%):	Refer to TETCO Tariff
Minimum Take Level:	N/A
Nomination/Scheduling Requirements:	Refer to TETCO Tariff
Other Terms & Conditions:	N/A
Most Recent Negotiation:	N/A

**PECO Natural Gas Contract Information
Gas Supply Contract**

Name & Type of Service:	Texas Eastern Gas Supply Contract #6607
Delivering Pipeline & Contract No.:	Texas Eastern
Associated Transportation Contract(s):	Texas Eastern Transmission CDS #800231
Contract Term:	5 Months
Initial Contract Date:	11/01/25
Contract Expiration Date:	3/31/26
Quality of Service:	Firm
Availability:	Nov - Mar
Daily Maximum:	35,000 Dth
Factor:	151 Days
Yearly Maximum:	5,285,000 Dth
Fuel (%):	Refer to TETCO Tariff
Minimum Take Level:	N/A
Nomination/Scheduling Requirements:	Refer to TETCO Tariff
Other Terms & Conditions:	N/A
Most Recent Negotiation:	N/A

**PECO Natural Gas Contract Information
Gas Supply Contract**

Name & Type of Service:	Texas Eastern Gas Supply Contract #3221
Delivering Pipeline & Contract No.:	Texas Eastern
Associated Transportation Contract:	Texas Eastern Transmission FTS-2 #330614
Contract Term:	5 Months
Initial Contract Date:	11/01/25
Contract Expiration Date:	3/31/28
Quality of Service:	Firm
Availability:	Nov - Mar
Daily Maximum:	13,486 Dth (Nov - Mar)
Factor:	151 Days
Yearly Maximum:	2,036,386 Dth (Nov – Mar)
Fuel (%):	Refer to TETCO Tariff
Minimum Take Level:	N/A
Nomination/Scheduling Requirements:	Refer to TETCO Tariff
Other Terms & Conditions:	N/A
Most Recent Negotiation:	N/A

**PECO Natural Gas Contract Information
Gas Supply Contract**

Name & Type of Service:	Texas Eastern Gas Supply Contract #5006
Delivering Pipeline & Contract No.:	Texas Eastern
Associated Transportation Contract(s):	Texas Eastern Transmission PECO Gate
Contract Term:	5 Months
Initial Contract Date:	11/01/25
Contract Expiration Date:	3/31/26
Quality of Service:	Firm
Availability:	Nov - Mar
Daily Maximum:	6,000 Dth (Nov-Mar)
Factor:	151 Days
Yearly Maximum:	906,000 Dth (Nov-Mar)
Fuel (%):	Refer to TETCO Tariff
Minimum Take Level:	Zero
Nomination/Scheduling Requirements:	Refer to TETCO Tariff
Other Terms & Conditions:	N/A
Most Recent Negotiation:	N/A

**PECO Natural Gas Contract Information
Gas Supply Contract**

Name & Type of Service:	Texas Eastern Gas Supply Contract #5006
Delivering Pipeline & Contract No.:	Texas Eastern
Associated Transportation Contract(s):	Texas Eastern Transmission PECO Gate
Contract Term:	5 Months
Initial Contract Date:	11/01/25
Contract Expiration Date:	3/31/26
Quality of Service:	Firm
Availability:	Nov - Mar
Daily Maximum:	6,000
Factor:	151 Days
Yearly Maximum:	906,000 Dth
Fuel (%):	See Texas Eastern FT Service
Minimum Take Level:	Monthly-Nominated Volume
Nomination/Scheduling Requirements:	Refer to TETCO Tariff
Other Terms & Conditions:	N/A
Most Recent Negotiation:	N/A

**PECO Natural Gas Contract Information
Gas Supply Contract**

Name & Type of Service:	Texas Eastern Gas Supply Contract #5101
Delivering Pipeline & Contract No.:	Texas Eastern
Associated Transportation Contract:	Texas Eastern #800231
Contract Term:	5 Months
Initial Contract Date:	11/01/25
Contract Expiration Date:	3/31/26
Quality of Service:	Firm
Availability:	Nov - Mar
Daily Maximum:	35,000 Dth
Factor:	151 Days
Yearly Maximum:	5,285,000 Dth
Fuel (%):	Refer to TETCO Tariff
Minimum Take Level:	Monthly-Nominated Volume
Nomination/Scheduling Requirements:	Refer to TETCO Tariff
Other Terms & Conditions:	N/A

**PECO Natural Gas Contract Information
Gas Supply Contract**

Name & Type of Service:	Texas Eastern Gas Supply Contract #4365
Delivering Pipeline & Contract No.:	Texas Eastern
Associated Transportation Contract(s):	Texas Eastern Transmission PECO Gate
Contract Term:	12 Months
Initial Contract Date:	11/01/25
Contract Expiration Date:	3/31/26
Quality of Service:	Firm
Availability:	Nov - Mar
Daily Maximum:	6,000 Dth
Factor:	151 Days
Yearly Maximum:	906,000 Dth
Fuel (%):	Refer to TETCO Tariff
Minimum Take Level:	N/A
Nomination/Scheduling Requirements:	Refer to TETCO Tariff
Other Terms & Conditions:	N/A
Most Recent Negotiation:	N/A

**PECO Natural Gas Contract Information
Gas Supply Contract**

Name & Type of Service:	Texas Eastern Gas Supply Contract #6607
Delivering Pipeline & Contract No.:	Texas Eastern
Associated Transportation Contract(s):	Texas Eastern Transmission #800503
Contract Term:	5 Months
Initial Contract Date:	11/01/25
Contract Expiration Date:	3/31/26
Quality of Service:	Firm
Availability:	Nov - Mar
Daily Maximum:	29,210 Dth
Factor:	151 Days
Yearly Maximum:	4,410,710 Dth
Fuel (%):	Refer to TETCO Tariff
Minimum Take Level:	N/A
Nomination/Scheduling Requirements:	Refer to TETCO Tariff
Other Terms & Conditions:	N/A
Most Recent Negotiation:	N/A

**PECO Natural Gas Contract Information
Gas Supply Contract**

Name & Type of Service:	Texas Eastern Gas Supply Contract #3221
Delivering Pipeline & Contract No.:	Texas Eastern
Associated Transportation Contract:	Texas Eastern Transmission FTS-2 #330614
Contract Term:	7 Months
Initial Contract Date:	4/01/25
Contract Expiration Date:	10/31/25
Quality of Service:	Firm
Availability:	Year Round
Daily Maximum:	13,486 Dth (Apr - Oct)
Factor:	214 Days
Yearly Maximum:	2,886,004 Dth (Apr – Oct)
Fuel (%):	Refer to TETCO Tariff
Minimum Take Level:	N/A
Nomination/Scheduling Requirements:	Refer to TETCO Tariff
Other Terms & Conditions:	N/A
Most Recent Negotiation:	N/A

**PECO Natural Gas Contract Information
Transportation Contract**

Name & Type of Service:	Texas Eastern FT-1 (Firm Transportation Service) #800231
Delivering Pipeline & Contract No.:	Texas Eastern #800231
Associated Contract:	Texas Eastern Gas Supply Contracts
Contract Term:	21 Years
Initial Contract Date:	6/1/93
Contract Expiration Date:	10/31/28 - Evergreen is automatic renewal yearly unless termination notice is given 2 years prior to expiration date.
Quality of Service:	Firm
Availability:	Year Round
Daily Maximum:	35,000 Dth
Factor:	365 Days
Yearly Maximum:	12,775,000 Dth
Fuel (%):	Refer to TETCO Tariff
Nomination/Scheduling Requirements:	Refer to TETCO Tariff
Other Terms & Conditions:	N/A

**PECO Natural Gas Contract Information
Transportation Contract**

Name & Type of Service: **Texas Eastern CDS - Comprehensive Delivery Service #800407**

Delivering Pipeline & Contract No.: Texas Eastern #800407

Associated Contract: Texas Eastern Gas Supply Contracts

Contract Term: 6 Years

Initial Contract Date: 6/1/93

Contract Expiration Date: 10/31/28 - Evergreen is automatic renewal yearly unless termination notice is given 2 years prior to the expiration date.

Quality of Service: Firm

Availability: Year Round

Daily Maximum: 49,286 Dth

Factor: 365 Days

Yearly Maximum: 17,989,390 Dth

Fuel (%): Refer to TETCO Tariff

Nomination/Scheduling Requirements: Refer to TETCO Tariff

Operating Restrictions: Scheduling of gas in the access area should not exceed the Operational Segment Capacity Entitlements.

Other Terms & Conditions: CDS is a “no-notice” service, which enables PECO to: 1) Increase or decrease deliveries out of Texas Eastern’s system without matching changes to receipts into Texas Eastern for up to two business days; and 2) Schedule pre-injection into Texas Eastern’s system without matching changes to deliveries out of Texas Eastern for up to two business days. PECO must notify Texas Eastern with a LINK nomination of its intention to take the above steps. Within two business days of the commencement of “no-notice” service, scheduled receipts and scheduled deliveries must be made equal and an imbalance correction must be scheduled.

**PECO Energy Natural Gas Contract Information
Transportation Contract**

Name & Type of Service:	Texas Eastern FTS-2 Firm Transportation #330614
Delivering Pipeline & Contract No.:	Texas Eastern #330614
Associated Contract:	N/A
Contract Term:	10 Years
Initial Contract Date:	6/1/93
Contract Expiration Date:	3/31/27 - Evergreen is automatic renewal yearly unless termination notice is given 1 year prior to expiration date.
Quality of Service:	Firm
Availability:	Year Round
Daily Maximum:	13,486 Dth
Factor:	365 Days
Yearly Maximum:	4,922,390 Dth
Fuel (%):	None
Nomination/Scheduling Requirements:	Refer to TETCO Tariff
Operating Restrictions:	N/A
Other Terms & Conditions:	N/A

**PECO Natural Gas Contract Information
Transportation Contract**

Name & Type of Service:	Texas Eastern FTS-7 Firm Transportation Service #331718
Delivering Pipeline & Contract No.:	Texas Eastern #331718
Associated Contract:	Dominion GSS (delivery of storage withdrawals)
Contract Term:	21 Years
Initial Contract Date:	11/1/94
Contract Expiration Date:	4/15/28 - Evergreen is automatic renewal yearly unless termination notice is given 2 years prior to expiration date.
Quality of Service:	Firm
Availability:	Year Round
Daily Maximum:	24,170 Dth
Factor:	365 Days
Yearly Maximum:	8,822,050 Dth
Fuel (%):	2% Reduction
Nomination/Scheduling Requirements:	Refer to TETCO Tariff
Operating Restrictions:	N/A
Other Terms & Conditions:	N/A

**PECO Natural Gas Contract Information
Transportation Contract**

Name & Type of Service:	Texas Eastern FTS-8 Firm Transportation Service #331817
Delivering Pipeline & Contract No.:	Texas Eastern #331817
Associated Contract:	Dominion GSS (delivery of storage withdrawals)
Contract Term:	21 Years
Initial Contract Date:	11/1/94
Contract Expiration Date:	4/15/28 - Evergreen is automatic renewal yearly unless termination notice is given 2 years prior to expiration date.
Quality of Service:	Firm
Availability:	Year Round
Daily Maximum:	9,850 Dth
Factor:	365 Days
Yearly Maximum:	3,595,250 Dth
Fuel (%):	1.5% Reduction
Nomination/Scheduling Requirements:	Refer to TETCO Tariff
Operating Restrictions:	N/A
Other Terms & Conditions:	N/A

**PECO Natural Gas Contract Information
Transportation Contract**

Name & Type of Service:	Texas Eastern FT-1 FLEX #800503
Delivering Pipeline & Contract No.:	Texas Eastern #800503
Associated Contract:	N/A
Contract Term:	20 Years
Initial Contract Date:	11/1/95
Contract Expiration Date:	10/31/31 - Evergreen is automatic renewal yearly unless termination notice is given 5 years prior to expiration date.
Quality of Service:	Firm
Availability:	Year Round
Daily Maximum:	29,210 Dth
Factor:	365 Days
Yearly Maximum:	10,661,650 Dth
Fuel (%):	None
Nomination/Scheduling Requirements:	Refer to TETCO Tariff
Other Terms & Conditions:	N/A

**PECO Natural Gas Contract Information
Transportation Contract**

Name & Type of Service:	Texas Eastern FT-1 #800523
Delivering Pipeline & Contract No.:	Texas Eastern #800523
Contract Term:	20 Years
Initial Contract Date:	11/1/97
Contract Expiration Date:	10/31/31 - Evergreen is automatic renewal yearly unless termination notice is given 5 years prior to expiration date.
Quality of Service:	Firm
Availability:	Year Round
Daily Maximum:	120,000 Dth
Factor:	365
Yearly Maximum:	43,800,000 Dth
Fuel (%):	Refer to TETCO Tariff
Nomination/Scheduling Requirements:	Refer to TETCO Tariff
Other Terms & Conditions:	N/A
Most Recent Negotiation:	N/A

**PECO Natural Gas Contract Information
Transportation Contract**

Name & Type of Service:	Texas Eastern Transportation FT #910510
Delivering Pipeline & Contract No.:	Texas Eastern Contract #910510
Associated Contract:	TETCO FT
Contract Term:	10 Years
Initial Contract Date:	11/1/04
Contract Expiration Date:	10/31/27 - Evergreen is automatic renewal yearly unless termination notice is given 1 year prior to expiration date.
Quality of Service:	Firm
Availability:	Year Round
Daily Maximum:	35,000 Dth
Factor:	365 Days
Yearly Maximum:	12,775,000 Dth
Fuel (%):	Refer to TETCO Tariff
Nomination/Scheduling Requirements:	Refer to TETCO Tariff
Other Terms & Conditions:	N/A
Most Recent Negotiation:	11/2004

**PECO Natural Gas Contract Information
Transportation Contract**

Name & Type of Service:	Texas Eastern FT-1 (Firm Transportation Service)
Delivering Pipeline & Contract No.:	Texas Eastern #911740
Associated Contract:	EGT FT #700116
Contract Term:	2 Years
Initial Contract Date:	5/1/2020
Contract Expiration Date:	03/31/29 - Evergreen is automatic renewal yearly unless termination notice is given 2 years prior to expiration date.
Quality of Service:	Firm
Availability:	Year Round
Daily Maximum:	14,000 Dth
Factor:	365 Days
Yearly Maximum:	5,110,000
Fuel (%):	Refer to TETCO Tariff
Nomination/Scheduling Requirements:	Refer to TETCO Tariff
Most Recent Negotiation:	04/2020
Other Terms & Conditions:	Note: contract transports GSS (B) storage withdrawals from interconnect with EGT FT at Chambersburg PA to PECO CG.

**PECO Natural Gas Contract Information
Underground Storage Contract**

Name & Type of Service: **Texas Eastern SS-1 Storage Service #400120**

Delivering Pipeline & Contract No.: Texas Eastern #400120

Contract Term: 7 Years

Initial Contract Date: 6/1/93 – Re-negotiated 5/27/98

Contract Expiration Date: 4/30/28 – evergreen is automatic renewal yearly unless written termination notice is given 2 years prior to expiration date.

Quality of Service: Firm (Bundled)

Availability (Withdrawal): Year Round

Daily Maximum Withdrawal:

<u>% of Storage Inventory</u>	<u>Maximum Withdrawal Quantity</u>
>30%	78,114 Dth
< 30%	57,760 Dth
< 20%	43,038 Dth
<10%	9,327 Dth

Injection Period: Year Round

Daily Maximum Injection: 28,333 Dth

Maximum Storage Quantity: 5,512,157 Dth

Fuel (%): Refer to TETCO Tariff

Nomination/Scheduling Requirements: Refer to TETCO Tariff

Operating Restrictions: N/A

Other Terms & Conditions: This is a no-notice service which may be designated to “take the swing” on any days when measured delivered quantities are greater than or less than the scheduled quantities. Excess withdrawals from SS-1 may be available on an interruptible basis if delivery can be accomplished without detriment to pipeline’s ability to meet its firm obligations to other customers. Excess injections into SS-1 may be available on an interruptible basis under the same conditions for excess withdrawals.

**PECO Natural Gas Contract Information
Underground Storage Contract**

Name & Type of Service: **Eastern Gas Transmission & Storage (EGTS)
GSS Storage Service #600032**

Delivering Pipeline & Contract No.: Texas Eastern

Associated Contract: Texas Eastern FTS-7 Contract #331718
Texas Eastern FTS-8 Contract #331817

Contract Term: 15 Years

Initial Contract Date: 10/1/93

Contract Expiration Date: 3/31/29 – Evergreen (2 Years notice)

Quality of Service: Firm (Unbundled)

Availability (Withdrawal): Year Round

Daily Maximum Withdrawal: 34,020 Dth

<u>Inventory %</u>	<u>W/D Rate</u>
>35%	34,020 Dth
<35%	31,302 Dth
<16 %	23,818 Dth
<10%	21,436 Dth

Injection Period: Year Round

Daily Maximum Injection: 18,478 Dth

Maximum Storage Quantity: 3,326,029 Dth

Fuel (%): Refer to EGT Tariff

Nomination/Scheduling Requirements: Refer to EGT Tariff

Operating Restrictions: N/A
Other Terms Conditions: EGT GSS storage withdrawals are transported on two Texas Eastern contracts as follows:
24,170 Dth can be transported on FTS-7 Contract #331718
9,850 Dth can be transported on FTS-8 Contract #331817

**PECO Natural Gas Contract Information
Underground Storage Contract**

Name & Type of Service: **Eastern Gas Transmission & Storage Service
(EGTS) #300223**

Delivering Pipeline & Contract No.: Texas Eastern

Associated Contract: EGT FT #700116
Texas Eastern FT #911740

Contract Term: 5 Years

Initial Contract Date: 05/1/2020

Contract Expiration Date: 3/31/29 – Evergreen is automatic renewal yearly unless
termination notice is given 2 years prior to expiration date.

Quality of Service: Firm (Unbundled)

Availability (Withdrawal): Year Round

Daily Maximum Withdrawal: 34,020 Dth

<u>Inventory %</u>	<u>W/D Rate</u>
>35%	14,000 Dth
<35%	12,880 Dth
<16 %	9,800 Dth
<10%	8,812 Dth

Injection Period: Year Round

Daily Maximum Injection: 7,778 Dth

Maximum Storage Quantity: 1,400,000 Dth

Fuel (%): Refer to EGT Tariff

Nomination/Scheduling Requirements: Refer to EGT Tariff
Most Recent Negotiation: 09/2021

Other Terms Conditions: Note: GSS (B) storage withdrawals are transported from
storage to Chambersburg PA interconnect with Texas
Eastern via EGT FT and from Chambersburg PA to PECO
CG via Texas Eastern FT.

**PECO Natural Gas Contract Information
Transportation Contract**

Name & Type of Service:	Eastern Gas Transmission & Storage (EGTS) FT (Firm Transportation) #700116
Delivering Pipeline & Contract No.:	Texas Eastern #911740
Associated Contract:	EGT GSS (B) #300223 TETCO FT #911740
Contract Term:	5 Years
Initial Contract Date:	5/1/2020
Contract Expiration Date:	3/31/2028 - Evergreen is automatic renewal yearly unless termination notice is given 1 year prior to expiration date.
Quality of Service:	Firm
Availability:	Nov-Mar
Daily Maximum:	14,000 Dth
Factor:	152 Days
Yearly Maximum:	2,128,000
Fuel (%):	Refer to EGT Tariff
Nomination/Scheduling Requirements:	Refer to EGT Tariff
Most Recent Negotiation	01//1/2022
Other Terms & Conditions:	Note: contract transports GSS (B) storage withdrawals from interconnect with EGT FT at TETCO Chambersburg PA to PECO CG.

**PECO Natural Gas Contract Information
Transportation Contract**

Name & Type of Service:	Eastern Shore FT1-062-0009 and FT1-062-0010
Delivering Pipeline & Contract No.:	Eastern Shore #FT1-010044 Eastern Shore #FT1-010051
Contract Term:	5 Years
Initial Contract Date:	11/01/01
Contract Expiration Date:	Contract - #010044– 10/31/26 – 8-month notice period. Contract - #010051 – 10/31/30 – 8 month notice period.
Quality of Service:	Firm
Availability:	Year Round
Daily Maximum:	10,000 Dth
Factor:	365 Days
Yearly Maximum:	4,380,000 Dth
Fuel (%):	Refer to Eastern Shore Tariff
Nomination/Scheduling Requirements:	Refer to Eastern Shore Tariff
Other Terms & Conditions:	N/A
Most Recent Negotiation:	April 2020- Reduced contract #010051 to 2000 Dth/d, and extended contract expiration date to 10/31/25.

**PECO Natural Gas Contract Information
Transportation Contract**

Name & Type of Service:	UGI XD Firm
Delivering Pipeline & Contract No.:	TETCO
Associated Contract:	UGI XD
Contract Term:	10 Years
Initial Contract Date:	12/01/02
Contract Expiration Date:	12/01/26 – Termination Date
Quality of Service:	Firm
Availability:	Year Round
Daily Maximum:	3,360 Dth
Factor:	365 Days
Yearly Maximum:	1,226,400 Dth
Fuel (%):	Refer to UGI Tariff
Nomination/Scheduling Requirements:	Refer to UGI Tariff
Other Terms & Conditions:	N/A
Operating Restrictions:	Commodity received from TETCO for redelivery on PECO's system.
Most Recent Negotiation:	Contract was terminated and will end 12/1/2026

**PECO Natural Gas Contract Information
Transportation Contract**

Name & Type of Service:	Adelphia # FTS-PEC-0020 (Firm Transportation Service)
Delivering Pipeline & Contract No.:	Adelphia
Associated Contract:	N/A
Contract Term:	10 Years
Initial Contract Date:	10/09/2020
Contract Expiration Date:	10/01/2035 - Evergreen is automatic renewal yearly unless termination notice is given 1 year prior to expiration date.
Quality of Service:	Firm
Availability:	Year Round
Daily Maximum:	22,500 Dth
Factor:	365 Days
Yearly Maximum:	8,212,500
Fuel (%):	Refer to Adelphia Tariff
Nomination/Scheduling Requirements:	Refer to Adelphia Tariff
Other Terms & Conditions:	N/A

**PECO Natural Gas Contract Information
Transportation Contract**

Name & Type of Service:	Adelphia # FTS-PEC-0113 (Firm Transportation Service)
Delivering Pipeline & Contract No.:	Adelphia
Associated Contract:	N/A
Contract Term:	10 Years
Initial Contract Date:	11/1/2025
Contract Expiration Date:	10/01/2035 - Evergreen is automatic renewal yearly unless termination notice is given 1 year prior to expiration date.
Quality of Service:	Firm
Availability:	Year Round
Daily Maximum:	22,500 Dth
Factor:	365 Days
Yearly Maximum:	8,212,500
Fuel (%):	Refer to Adelphia Tariff
Nomination/Scheduling Requirements:	Refer to Adelphia Tariff
Other Terms & Conditions:	N/A

**Section 4 PECO Energy
Firm Long-Term Purchases
Apr-25**

Contract	Purchase Point	Vol Type	Dths	Cost/Dth	Start Date	End Date	Bid #
3221	Crayne/Equitable	Term Purchase	404,580	3.145	1-Apr-25	30-Apr-25	44444
3221	M2-30 inch	Term Purchase	600,000	3.1	1-Apr-25	30-Apr-25	44445
6607	CNG / Transco Leidy	Term Purchase	7,894	3.1906	3-Apr-25	3-Apr-25	44468
6607	CNG / Transco Leidy	Term Purchase	7,894	3.1906	5-Apr-25	5-Apr-25	44469
6607	Eastern Shore Transco Interconnect	Term Purchase	18,066	3.1906	1-Apr-25	6-Apr-25	44470
6607	Eastern Shore Transco Interconnect	Term Purchase	51,187	3.1906	9-Apr-25	25-Apr-25	44471
6607	Eastern Shore Transco Interconnect	Term Purchase	8,028	3.1906	7-Apr-25	8-Apr-25	44472
6607	PECO TRANSCO City Gate	Term Purchase	53,978	3.1906	1-Apr-25	2-Apr-25	44473
6607	PECO TRANSCO City Gate	Term Purchase	19,095	3.1906	3-Apr-25	3-Apr-25	44474
6607	PECO TRANSCO City Gate	Term Purchase	26,989	3.1906	4-Apr-25	4-Apr-25	44475
6607	PECO TRANSCO City Gate	Term Purchase	19,095	3.1906	5-Apr-25	5-Apr-25	44476
6607	PECO TRANSCO City Gate	Term Purchase	26,989	3.1906	6-Apr-25	6-Apr-25	44477
6607	PECO TRANSCO City Gate	Term Purchase	51,972	3.1906	7-Apr-25	8-Apr-25	44479
6607	PECO TRANSCO City Gate	Term Purchase	269,890	3.1906	9-Apr-25	18-Apr-25	44480
6607	CNG / Transco Leidy	Term Purchase	7,894	3.1906	19-Apr-25	19-Apr-25	44482
6607	PECO TRANSCO City Gate	Term Purchase	53,978	3.1906	20-Apr-25	21-Apr-25	44483
6607	PECO TRANSCO City Gate	Term Purchase	19,095	3.1906	19-Apr-25	19-Apr-25	44485
6607	CNG / Transco Leidy	Term Purchase	213,184	3.1906	23-Apr-25	30-Apr-25	44487
6607	PECO TRANSCO City Gate	Term Purchase	8,946	3.1906	22-Apr-25	22-Apr-25	44489
6607	PECO TRANSCO City Gate	Term Purchase	1,023	3.1906	23-Apr-25	25-Apr-25	44490
6607	PECO TRANSCO City Gate	Term Purchase	16,760	3.1906	26-Apr-25	30-Apr-25	44491
6607	CNG / Transco Leidy	Term Purchase	18,043	3.1906	22-Apr-25	22-Apr-25	44492

**Spot Purchases
Apr-25**

Contract	Purchase Point	Vol Type	Dths	Cost/Dth	Start Date	End Date	Bid #
6607	M2-30 inch	Call Option	20,000	3.38	1-Apr-25	1-Apr-25	44455
6607	M2-30 inch	Call Option	90,000	3.2	5-Apr-25	7-Apr-25	44456
6607	M2-30 inch	Call Option	35,210	3.475	8-Apr-25	8-Apr-25	44457
6607	M2-30 inch	Call Option	35,210	3.32	9-Apr-25	9-Apr-25	44458
6607	M2-30 inch	Call Option	35,210	3.03	10-Apr-25	10-Apr-25	44463
6607	M2-30 inch	Call Option	35,210	3.17	11-Apr-25	11-Apr-25	44464
6607	M2-30 inch	Call Option	105,630	3.005	12-Apr-25	14-Apr-25	44465
6607	M2-30 inch	Call Option	35,210	3.125	15-Apr-25	15-Apr-25	44466
6607	M2-30 inch	Call Option	4,324	2.95	16-Apr-25	16-Apr-25	44467
6607	M2-30 inch	Call Option	35,210	2.68	17-Apr-25	17-Apr-25	44481
5101	PECO TRANSCO City Gate	Spot Sale	30,000	3.575	9-Apr-25	9-Apr-25	44452
5101	PECO TRANSCO City Gate	Spot Sale	10,000	3.195	10-Apr-25	10-Apr-25	44453
6607	PECO TETCO CITY GATE	Spot Sale	50,000	3.69	8-Apr-25	8-Apr-25	44447
6607	PECO TETCO CITY GATE	Spot Sale	20,000	3.6	7-Apr-25	7-Apr-25	44449
6607	PECO TETCO CITY GATE	Spot Sale	20,000	3.65	7-Apr-25	7-Apr-25	44450
6607	PECO TRANSCO City Gate	Spot Sale	55,000	3.75	8-Apr-25	8-Apr-25	44454
6607	PECO TRANSCO City Gate	Spot Sale	40,000	3.5	11-Apr-25	11-Apr-25	44460
6607	PECO TRANSCO City Gate	Spot Sale	30,000	3.2	12-Apr-25	14-Apr-25	44461
6607	PECO TRANSCO City Gate	Spot Sale	40,000	3.13	16-Apr-25	16-Apr-25	44462

**Section 4 PECO Energy
Firm Long-Term Purchases
May-25**

Contract	Purchase Point	Vol Type	Dths	Cost/Dth	Start Date	End Date	Bid #
3221	M2-30 inch	Term Purchase	930,000	2.26	1-May-25	31-May-25	44496
3221	Crayne/Equitable	Term Purchase	418,066	2.305	1-May-25	31-May-25	44497
6607	CNG / Transco Leidy	Term Purchase	153,419	2.3766	1-May-25	31-May-25	44514
6607	PECO TRANSCO City Gate	Term Purchase	776,581	2.3766	1-May-25	31-May-25	44515

**Section 4 PECO Energy
Spot Purchases
May-25**

Contract	Purchase Point	Vol Type	Dths	Cost/Dth	Start Date	End Date	Bid #
6607	M2-30 inch	Call Option	7,000	2.4	1-May-25	1-May-25	44493
6607	M2-30 inch	Call Option	10,000	2.795	7-May-25	7-May-25	44494
6607	M2-30 inch	Call Option	7,000	2.73	8-May-25	8-May-25	44495
6607	M2-30 inch	Call Option	25,447	2.78	9-May-25	9-May-25	44499
6607	PECO TRANSCO City Gate	Spot Purchase	15,000	2.795	9-May-25	9-May-25	44500
6607	PECO TRANSCO City Gate	Spot Purchase	15,000	1.985	20-May-25	20-May-25	44502
6607	PECO TRANSCO City Gate	Spot Purchase	30,000	2.235	21-May-25	21-May-25	44503
6607	PECO TRANSCO City Gate	Spot Purchase	40,000	2.55	22-May-25	22-May-25	44505
6607	PECO TRANSCO City Gate	Spot Purchase	30,000	2.14	23-May-25	23-May-25	44506
6607	M2-30 inch	Call Option	36,000	2.575	10-May-25	12-May-25	44507
6607	M2-30 inch	Call Option	9,000	2.6	13-May-25	13-May-25	44508
6607	M2-30 inch	Call Option	10,000	2.605	14-May-25	14-May-25	44509
6607	M2-30 inch	Call Option	25,447	2.05	23-May-25	23-May-25	44510
6607	M2-30 inch	Call Option	80,000	1.65	24-May-25	27-May-25	44511
6607	M2-30 inch	Call Option	40,000	1.795	30-May-25	31-May-25	44512
6607	M2-30 inch	Call Option	8,000	1.905	29-May-25	29-May-25	44513

**Section 4 PECO Energy
Firm Long-Term Purchases
Jun-25**

Contract	Purchase Point	Vol Type	Dths	Cost/Dth	Start Date	End Date	Bid #
3221	M2-30 inch	Term Purchase	900,000	2.07	1-Jun-25	30-Jun-25	44516
3221	Crayne/Equitable	Term Purchase	404,580	2.115	1-Jun-25	30-Jun-25	44517
6607	PECO TRANSCO City Gate	Term Purchase	751,530	2.0752	1-Jun-25	30-Jun-25	44519
6607	M2-30 inch	Term Purchase	150,000	2.075	1-Jun-25	30-Jun-25	44532

**Section 4 PECO Energy
Spot Purchases
Jun-25**

Contract	Purchase Point	Vol Type	Dths	Cost/Dth	Start Date	End Date	Bid #
6607	PECO TRANSCO City Gate	Spot Purchase	8,000	3.76	24-Jun-25	24-Jun-25	44521
6607	PECO TRANSCO City Gate	Spot Purchase	5,000	2.55	26-Jun-25	26-Jun-25	44531
6607	PECO TRANSCO City Gate	Spot Purchase	10,000	2.42	27-Jun-25	27-Jun-25	44533
6607	M2-30 inch	Call Option	40,000	1.57	1-Jun-25	2-Jun-25	44522
6607	M2-30 inch	Call Option	5,000	1.62	3-Jun-25	3-Jun-25	44523
6607	M2-30 inch	Call Option	5,000	1.985	4-Jun-25	4-Jun-25	44524
6607	M2-30 inch	Call Option	15,000	1.795	6-Jun-25	6-Jun-25	44525
6607	M2-30 inch	Call Option	8,000	1.67	10-Jun-25	10-Jun-25	44528
6607	M2-30 inch	Call Option	60,000	1.555	14-Jun-25	16-Jun-25	44529
6607	M2-30 inch	Call Option	5,000	1.84	13-Jun-25	13-Jun-25	44530
6607	M2-30 inch	Call Option	30,000	1.585	7-Jun-25	9-Jun-25	44539

**Section 4 PECO Energy
Firm Long-Term Purchases
Jul-25**

Contract	Purchase Point	Vol Type	Dths	Cost/Dth	Start Date	End Date	Bid #
3221	Crayne/Equitable	Term Purchase	418,066	2.075	1-Jul-25	31-Jul-25	44541
3221	M2-30 inch	Term Purchase	930,000	2.03	1-Jul-25	31-Jul-25	44542
6607	M2-30 inch	Term Purchase	124,000	2.035	1-Jul-25	31-Jul-25	44545
6607	PECO TRANSCO City Gate	Term Purchase	776,612	2.1154	1-Jul-25	31-Jul-25	44546

**Section 4 PECO Energy
Spot Purchases
Jul-25**

Contract	Purchase Point	Vol Type	Dths	Cost/Dth	Start Date	End Date	Bid #
6607	M2-30 inch	Call Option	8,000	2.755	4-Jul-25	7-Jul-25	44540
6607	M2-30 inch	Call Option	10,000	2.935	17-Jul-25	17-Jul-25	44548
6607	M2-30 inch	Call Option	10,000	2.8	18-Jul-25	18-Jul-25	44549
6607	M2-30 inch	Call Option	10,000	2.68	22-Jul-25	22-Jul-25	44550
6607	M2-30 inch	Call Option	10,000	2.64	23-Jul-25	23-Jul-25	44551
6607	M2-30 inch	Call Option	10,000	2.76	24-Jul-25	24-Jul-25	44552
6607	M2-30 inch	Call Option	15,000	2.6250	25-Jul-25	25-Jul-25	44553
6607	M2-30 inch	Call Option	10,000	2.7250	29-Jul-25	29-Jul-25	44554
6607	M2-30 inch	Call Option	5,000	2.6650	30-Jul-25	30-Jul-25	44555
6607	M2-30 inch	Call Option	5,000	2.3800	31-Jul-25	31-Jul-25	44556

**Section 4 PECO Energy
Firm Long-Term Purchases
Aug-25**

Contract	Purchase Point	Vol Type	Dths	Cost/Dth	Start Date	End Date	Bid #
3221	Crayne/Equitable	Term Purchase	418,066	2.365	1-Aug-25	31-Aug-25	44569
3221	M2-30 inch	Term Purchase	930,000	2.32	1-Aug-25	31-Aug-25	44572
6607	PECO TRANSCO City Gate	Term Purchase	776,612	2.4369	1-Aug-25	31-Aug-25	44568

**Section 4 PECO Energy
Spot Purchases
Aug-25**

Contract	Purchase Point	Vol Type	Dths	Cost/Dth	Start Date	End Date	Bid #
6607	M2-30 inch	Call Option	10,000	2.285	1-Aug-25	1-Aug-25	44557
6607	M2-30 inch	Call Option	10,000	2.41	5-Aug-25	5-Aug-25	44562
6607	M2-30 inch	Call Option	10,000	2.56	6-Aug-25	6-Aug-25	44563
6607	M2-30 inch	Call Option	10,000	2.605	7-Aug-25	7-Aug-25	44565
6607	M2-30 inch	Call Option	5,000	2.535	8-Aug-25	8-Aug-25	44566
6607	M2-30 inch	Call Option	10,000	2.7	12-Aug-25	12-Aug-25	44574
6607	M2-30 inch	Call Option	10,000	2.55	13-Aug-25	13-Aug-25	44575
6607	M2-30 inch	Call Option	5,000	2.47	14-Aug-25	14-Aug-25	44576
6607	M2-30 inch	Call Option	5,000	2.45	15-Aug-25	15-Aug-25	44577

**Section 4 PECO Energy
Firm Long-Term Purchases
Sep-25**

Contract	Purchase Point	Vol Type	Dths	Cost/Dth	Start Date	End Date	Bid #
3221	Crayne/Equitable	Term Purchase	404,580	1.785	1-Sep-25	30-Sep-25	44578
3221	M2-30 inch	Term Purchase	900,000	1.74	1-Sep-25	30-Sep-25	44579
6607	PECO TRANSCO City Gate	Term Purchase	571,560	1.8842	1-Sep-25	30-Sep-25	44581

**Section 4 PECO Energy
Spot Purchases
Sep-25**

Contract	Purchase Point	Vol Type	Dths	Cost/Dth	Start Date	End Date	Bid #
-----------------	-----------------------	-----------------	-------------	-----------------	-------------------	-----------------	--------------

**Section 4 PECO Energy
Firm Long-Term Purchases
Oct-25**

Contract	Purchase Point	Vol Type	Dths	Cost/Dth	Start Date	End Date	Bid #
3221	Crayne/Equitable	Term Purchase	418,066	1.675	1-Oct-25	31-Oct-25	44585
3221	M2-30 inch	Term Purchase	930,000	1.63	1-Oct-25	31-Oct-25	44586
6607	CNG / Transco Leidy	Term Purchase	14,625	1.7235	1-Oct-25	3-Oct-25	44589
6607	Eastern Shore Transco Interconnect	Term Purchase	5,000	1.7235	16-Oct-25	17-Oct-25	44641
6607	Eastern Shore Transco Interconnect	Term Purchase	27,153	1.7235	23-Oct-25	31-Oct-25	44645
6607	PECO TRANSCO City Gate	Term Purchase	75,375	1.7235	1-Oct-25	3-Oct-25	44657
6607	PECO TRANSCO City Gate	Term Purchase	93,832	1.7235	4-Oct-25	7-Oct-25	44659
6607	PECO TRANSCO City Gate	Term Purchase	201,000	1.7235	8-Oct-25	15-Oct-25	44660
6607	PECO TRANSCO City Gate	Term Purchase	45,250	1.7235	16-Oct-25	17-Oct-25	44661
6607	PECO TRANSCO City Gate	Term Purchase	125,625	1.7235	18-Oct-25	22-Oct-25	44662
6607	PECO TRANSCO City Gate	Term Purchase	198,972	1.7235	23-Oct-25	31-Oct-25	44664

**Section 4 PECO Energy
Spot Purchases
Oct-25**

Contract	Purchase Point	Vol Type	Dths	Cost/Dth	Start Date	End Date	Bid #
5101	M3	Spot Purchase	10,000	1.875	9-Oct-25	9-Oct-25	44591
5101	M3	Spot Purchase	5,000	1.92	16-Oct-25	16-Oct-25	44594
5101	PECO TRANSCO City Gate	Spot Purchase	15,000	2.98	25-Oct-25	27-Oct-25	44618
5101	PECO TRANSCO City Gate	Spot Purchase	10,000	3.3	28-Oct-25	28-Oct-25	44624
5101	PECO TRANSCO City Gate	Spot Purchase	10,000	3.25	31-Oct-25	31-Oct-25	44639
5098	M3	Spot Purchase	10,000	2	16-Oct-25	16-Oct-25	44595
5098	PECO TRANSCO City Gate	Spot Purchase	15,000	2	17-Oct-25	17-Oct-25	44598
5098	PECO TRANSCO City Gate	Spot Purchase	10,000	2.62	22-Oct-25	22-Oct-25	44604
5098	PECO TRANSCO City Gate	Spot Purchase	10,000	2.99	23-Oct-25	23-Oct-25	44608
5098	PECO TRANSCO City Gate	Spot Purchase	20,000	3.015	24-Oct-25	24-Oct-25	44610
5098	PECO TRANSCO City Gate	Spot Purchase	30,000	2.985	25-Oct-25	27-Oct-25	44617
5098	PECO TRANSCO City Gate	Spot Purchase	25,000	3.225	28-Oct-25	28-Oct-25	44622
5098	PECO TRANSCO City Gate	Spot Purchase	20,000	3.105	29-Oct-25	29-Oct-25	44627
5098	PECO TRANSCO City Gate	Spot Purchase	25,000	3.22	31-Oct-25	31-Oct-25	44633
5098	PECO TRANSCO City Gate	Spot Purchase	20,000	3.015	30-Oct-25	30-Oct-25	44635
5098	M3	Spot Purchase	10,000	3.145	31-Oct-25	31-Oct-25	44638
3221	M3	Spot Purchase	10,000	2.95	24-Oct-25	24-Oct-25	44614
5006	PECO TRANSCO City Gate	Spot Purchase	10,000	3.02	23-Oct-25	23-Oct-25	44607
5006	PECO TRANSCO City Gate	Spot Purchase	5,000	3.05	24-Oct-25	24-Oct-25	44629
6607	M2-30 inch	Spot Purchase	10,000	1.795	1-Oct-25	1-Oct-25	44584
6607	M2-30 inch	Spot Purchase	20,000	1.79	9-Oct-25	9-Oct-25	44590
6607	M2-30 inch	Spot Purchase	24,000	1.985	16-Oct-25	16-Oct-25	44592
6607	M2-30 inch	Spot Purchase	20,000	1.83	15-Oct-25	15-Oct-25	44593
6607	M3	Spot Purchase	10,000	1.98	16-Oct-25	16-Oct-25	44596
6607	M2-30 inch	Spot Purchase	24,000	1.925	17-Oct-25	17-Oct-25	44597
6607	M3	Spot Purchase	15,000	2	17-Oct-25	17-Oct-25	44599
6607	M2-30 inch	Spot Purchase	30,000	1.755	18-Oct-25	20-Oct-25	44601

6607 M3	Spot Purchase	10,000	2.58	22-Oct-25	22-Oct-25	44602
6607 M2-30 inch	Spot Purchase	24,000	2.455	22-Oct-25	22-Oct-25	44605
6607 M2-30 inch	Spot Purchase	24,000	2.815	23-Oct-25	23-Oct-25	44606
6607 M3	Spot Purchase	20,000	2.935	23-Oct-25	23-Oct-25	44609
6607 M2-30 inch	Spot Purchase	24,000	2.82	24-Oct-25	24-Oct-25	44611
6607 M3	Spot Purchase	19,700	2.945	24-Oct-25	24-Oct-25	44612
6607 M2-30 inch	Spot Purchase	72,000	2.8	25-Oct-25	27-Oct-25	44615
6607 M3	Spot Purchase	60,000	2.935	25-Oct-25	27-Oct-25	44616
6607 M2-30 inch	Spot Purchase	24,000	3.04	28-Oct-25	28-Oct-25	44619
6607 M3	Spot Purchase	15,000	3.165	28-Oct-25	28-Oct-25	44620
6607 M3	Spot Purchase	15,000	3.17	28-Oct-25	28-Oct-25	44621
6607 PECO TRANSCO City Gate	Spot Purchase	10,000	3.23	28-Oct-25	28-Oct-25	44623
6607 M3	Spot Purchase	20,000	3.09	29-Oct-25	29-Oct-25	44625
6607 M2-30 inch	Spot Purchase	24,000	2.98	29-Oct-25	29-Oct-25	44626
6607 M2-30 inch	Spot Purchase	24,000	2.895	30-Oct-25	30-Oct-25	44631
6607 M3	Spot Purchase	30,000	3.1525	31-Oct-25	31-Oct-25	44632
6607 M3	Spot Purchase	20,000	2.98	30-Oct-25	30-Oct-25	44634
6607 PECO TRANSCO City Gate	Spot Purchase	5,000	3.22	31-Oct-25	31-Oct-25	44636
6607 M2-30 inch	Spot Purchase	24,000	3.045	31-Oct-25	31-Oct-25	44637
1 M3	Spot Purchase	6,000	3.09	29-Oct-25	29-Oct-25	44628

**Section 4 PECO Energy
Firm Long-Term Purchases
Nov-25**

Contract	Purchase Point	Vol Type	Dths	Cost/Dth	Start Date	End Date	Bid #
3221	Crayne/Equitable	Term Purchase	404,580	2.715	1-Nov-25	30-Nov-25	44667
5006	PECO TETCO CITY GATE	Term Purchase	180,000	4.49	1-Nov-25	30-Nov-25	44670
5006	PECO TETCO CITY GATE	Term Purchase	180,000	5.5	1-Nov-25	30-Nov-25	44671
6607	M2-30 inch	Term Purchase	480,000	2.67	1-Nov-25	30-Nov-25	44668
6607	PECO TRANSCO City Gate	Term Purchase	48,881	2.8383	1-Nov-25	7-Nov-25	44673
6607	Eastern Shore Transco Interconnect	Term Purchase	27,153	2.8383	1-Nov-25	9-Nov-25	44695
6607	Eastern Shore Transco Interconnect	Term Purchase	12,068	2.8383	13-Nov-25	16-Nov-25	44696
6607	Eastern Shore Transco Interconnect	Term Purchase	12,069	2.8383	10-Nov-25	12-Nov-25	44697
6607	PECO TRANSCO City Gate	Term Purchase	343	2.8383	8-Nov-25	8-Nov-25	44699
6607	CNG / Transco Leidy	Term Purchase	6,640	2.8383	8-Nov-25	8-Nov-25	44700
6607	PECO TRANSCO City Gate	Term Purchase	6,983	2.8383	9-Nov-25	9-Nov-25	44701
6607	PECO TRANSCO City Gate	Term Purchase	17,931	2.8383	10-Nov-25	12-Nov-25	44702
6607	PECO TRANSCO City Gate	Term Purchase	5,977	2.8383	17-Nov-25	17-Nov-25	44703
6607	Eastern Shore Transco Interconnect	Term Purchase	58,825	2.8383	18-Nov-25	30-Nov-25	44712
6607	PECO TRANSCO City Gate	Term Purchase	43,800	2.8383	18-Nov-25	25-Nov-25	44726
6607	Eastern Shore Transco Interconnect	Term Purchase	4,023	2.8383	17-Nov-25	17-Nov-25	44727
6607	PECO TRANSCO City Gate	Term Purchase	27,932	2.8383	13-Nov-25	16-Nov-25	44729
6607	PECO TRANSCO City Gate	Term Purchase	3,835	2.8383	26-Nov-25	26-Nov-25	44740
6607	CNG / Transco Leidy	Term Purchase	1,640	2.8383	26-Nov-25	26-Nov-25	44741
6607	PECO TRANSCO City Gate	Term Purchase	21,900	2.8383	27-Nov-25	30-Nov-25	44743
1	PECO TRANSCO City Gate	Term Purchase	180,000	5.55	1-Nov-25	30-Nov-25	44677
1	S85-FT-PECO	Term Purchase	540,000	3.75	1-Nov-25	30-Nov-25	44698
4365	PECO TETCO CITY GATE	Term Purchase	180,000	5.66	1-Nov-25	30-Nov-25	44669
3220	PECO TRANSCO City Gate	Term Purchase	180,000	4.38	1-Nov-25	30-Nov-25	44678
7347	PECO TRANSCO City Gate	Term Purchase	180,000	4.175	1-Nov-25	30-Nov-25	44676

**Section 4 PECO Energy
Spot Purchases
Nov-25**

Contract	Purchase Point	Vol Type	Dths	Cost/Dth	Start Date	End Date	Bid #
5098	PECO TETCO CITY GATE	Spot Purchase	10,000	3.18	14-Nov-25	14-Nov-25	44709
5098	M3	Spot Purchase	10,000	3.455	19-Nov-25	19-Nov-25	44721
6607	PECO TETCO CITY GATE	Spot Purchase	20,000	3.46	11-Nov-25	11-Nov-25	44690
6607	M3	Spot Purchase	20,000	3.185	14-Nov-25	14-Nov-25	44708
6607	M3	Spot Purchase	30,000	3.475	18-Nov-25	18-Nov-25	44716
6607	M3	Spot Purchase	10,000	3.46	19-Nov-25	19-Nov-25	44720
5101	PECO TETCO CITY GATE	Call Option	25,000	3.2497	6-Nov-25	6-Nov-25	44681
6607	M2-30 inch	Call Option	10,000	2.71	4-Nov-25	4-Nov-25	44665
6607	PECO TETCO CITY GATE	Call Option	29,210	2.7115	4-Nov-25	4-Nov-25	44666
6607	PECO TETCO CITY GATE	Call Option	87,630	2.9465	1-Nov-25	3-Nov-25	44672
6607	PECO TETCO CITY GATE	Call Option	29,210	3.1465	6-Nov-25	6-Nov-25	44679
6607	M2-30 inch	Call Option	33,000	3.145	6-Nov-25	6-Nov-25	44680
6607	Tilghman St	Call Option	36,000	3.0695	1-Nov-25	3-Nov-25	44683
6607	PECO TETCO CITY GATE	Call Option	87,630	2.8915	8-Nov-25	10-Nov-25	44684
6607	PECO TETCO CITY GATE	Call Option	58,420	3.1715	11-Nov-25	12-Nov-25	44686
6607	M2-30 inch	Call Option	66,000	3.17	11-Nov-25	12-Nov-25	44687
6607	PECO TRANSCO City Gate	Call Option	40,000	3.3207	11-Nov-25	12-Nov-25	44688
6607	Tilghman St	Call Option	36,000	3.2898	11-Nov-25	12-Nov-25	44689

**Section 4 PECO Energy
Spot Purchases
Nov-25**

Contract	Purchase Point	Vol Type	Dths	Cost/Dth	Start Date	End Date	Bid #
6607	M2-30 inch	Call Option	33,000	3.075	13-Nov-25	13-Nov-25	44691
6607	PECO TETCO CITY GATE	Call Option	29,210	3.0765	13-Nov-25	13-Nov-25	44692
6607	PECO TRANSCO City Gate	Call Option	20,000	3.175	13-Nov-25	13-Nov-25	44693
6607	Tilghman St	Call Option	12,000	3.1797	13-Nov-25	13-Nov-25	44694
6607	M2-30 inch	Call Option	33,000	3.1	14-Nov-25	14-Nov-25	44704
6607	PECO TETCO CITY GATE	Call Option	29,210	3.1015	14-Nov-25	14-Nov-25	44706
6607	PECO TRANSCO City Gate	Call Option	20,000	3.185	14-Nov-25	14-Nov-25	44707
6607	PECO TETCO CITY GATE	Call Option	87,630	2.9415	15-Nov-25	17-Nov-25	44710
6607	M2-30 inch	Call Option	99,000	2.94	15-Nov-25	17-Nov-25	44711
6607	M2-30 inch	Call Option	33,000	3.355	18-Nov-25	18-Nov-25	44713
6607	PECO TETCO CITY GATE	Call Option	29,210	3.3565	18-Nov-25	18-Nov-25	44714
6607	PECO TRANSCO City Gate	Call Option	20,000	3.4463	18-Nov-25	18-Nov-25	44715
6607	PECO TRANSCO City Gate	Call Option	20,000	3.4563	19-Nov-25	19-Nov-25	44717
6607	PECO TETCO CITY GATE	Call Option	29,210	3.3215	19-Nov-25	19-Nov-25	44718
6607	M2-30 inch	Call Option	33,000	3.32	19-Nov-25	19-Nov-25	44719
6607	PECO TRANSCO City Gate	Call Option	20,000	3.6774	20-Nov-25	20-Nov-25	44722
6607	PECO TETCO CITY GATE	Call Option	29,210	3.5565	20-Nov-25	20-Nov-25	44723
6607	M2-30 inch	Call Option	33,000	3.555	20-Nov-25	20-Nov-25	44724
6607	PECO TETCO CITY GATE	Call Option	29,210	3.5665	21-Nov-25	21-Nov-25	44730
6607	M2-30 inch	Call Option	33,000	3.565	21-Nov-25	21-Nov-25	44731
6607	PECO TETCO CITY GATE	Call Option	87,630	3.5965	22-Nov-25	24-Nov-25	44732
6607	M2-30 inch	Call Option	99,000	3.595	22-Nov-25	24-Nov-25	44733
6607	PECO TETCO CITY GATE	Call Option	146,050	3.7465	26-Nov-25	30-Nov-25	44734
6607	M2-30 inch	Call Option	165,000	3.745	26-Nov-25	30-Nov-25	44735
6607	PECO TETCO CITY GATE	Call Option	29,210	3.6215	25-Nov-25	25-Nov-25	44736
6607	PECO TRANSCO City Gate	Call Option	20,000	3.8231	27-Nov-25	30-Nov-25	44738
6607	Tilghman St	Call Option	12,000	3.2097	14-Nov-25	14-Nov-25	44747
6607	Tilghman St	Call Option	36,000	3.0445	15-Nov-25	17-Nov-25	44748
6607	Tilghman St	Call Option	12,000	3.495	18-Nov-25	18-Nov-25	44751
6607	Tilghman St	Call Option	12,000	3.48	19-Nov-25	19-Nov-25	44752
6607	Tilghman St	Call Option	12,000	3.6952	20-Nov-25	20-Nov-25	44753
6607	Tilghman St	Call Option	12,000	2.7993	4-Nov-25	4-Nov-25	44755
6607	Tilghman St	Call Option	12,000	2.8994	5-Nov-25	5-Nov-25	44756
6607	Tilghman St	Call Option	12,000	3.2497	6-Nov-25	6-Nov-25	44757
6607	Tilghman St	Call Option	12,000	3.0095	7-Nov-25	7-Nov-25	44758
6607	Tilghman St	Call Option	36,000	2.9995	8-Nov-25	10-Nov-25	44760
6607	CNG/Transco Leidy	Call Option	5,000	3.8231	26-Nov-25	26-Nov-25	44761
5109	PECO TRANSCO City Gate	Call Option	30,000	3.2249	6-Nov-25	6-Nov-25	44682
5109	PECO TRANSCO City Gate	Call Option	175,000	3.8178	26-Nov-25	30-Nov-25	44737
5109	PECO TRANSCO City Gate	Call Option	120,000	3.6973	22-Nov-25	24-Nov-25	44745

**Section 4 PECO Energy
Firm Long-Term Purchases
Dec-25**

Contract	Purchase Point	Vol Type	Dths	Cost/Dth	Start Date	End Date	Bid #
3221	Crayne/Equitable	Term Purchase	418,066	3.995	1-Dec-25	31-Dec-25	44790
5006	PECO TETCO CITY GATE	Term Purchase	186,000	4.49	1-Dec-25	31-Dec-25	44793
5006	PECO TETCO CITY GATE	Term Purchase	186,000	5.5	1-Dec-25	31-Dec-25	44794
6607	PECO TRANSCO City Gate	Term Purchase	27,800	4.2854	1-Dec-25	8-Dec-25	44789
6607	M2-30 inch	Term Purchase	1,085,000	3.95	1-Dec-25	31-Dec-25	44791
6607	Eastern Shore Transco Interconnect	Term Purchase	36,200	4.2854	1-Dec-25	8-Dec-25	44830
6607	PECO TRANSCO City Gate	Term Purchase	10,425	4.2854	10-Dec-25	12-Dec-25	44831
6607	Eastern Shore Transco Interconnect	Term Purchase	13,575	4.2854	10-Dec-25	12-Dec-25	44832
6607	Eastern Shore Transco Interconnect	Term Purchase	6,034	4.2854	9-Dec-25	9-Dec-25	44833
6607	PECO TRANSCO City Gate	Term Purchase	1,966	4.2854	9-Dec-25	9-Dec-25	44834
6607	Eastern Shore Transco Interconnect	Term Purchase	6,034	4.2854	16-Dec-25	16-Dec-25	44851
6607	PECO TRANSCO City Gate	Term Purchase	1,966	4.2854	16-Dec-25	16-Dec-25	44852
6607	Eastern Shore Transco Interconnect	Term Purchase	15,084	4.2854	13-Dec-25	15-Dec-25	44853
6607	PECO TRANSCO City Gate	Term Purchase	8,916	4.2854	13-Dec-25	15-Dec-25	44855
6607	PECO TRANSCO City Gate	Term Purchase	112,000	4.2854	18-Dec-25	31-Dec-25	44856
6607	PECO TRANSCO City Gate	Term Purchase	8,000	4.2854	17-Dec-25	17-Dec-25	44875
1	PECO TRANSCO City Gate	Term Purchase	186,000	5.55	1-Dec-25	31-Dec-25	44797
1	S85-FT-PECO	Term Purchase	252,000	4.81	1-Dec-25	14-Dec-25	44866
1	S85-FT-PECO	Term Purchase	167,440	4.81	17-Dec-25	29-Dec-25	44867
1	S85-FT-PECO	Term Purchase	66,560	4.81	17-Dec-25	29-Dec-25	44868
1	S85-FT-PECO	Term Purchase	18,000	4.81	16-Dec-25	16-Dec-25	44869
1	S85-FT-PECO	Term Purchase	16,464	4.81	15-Dec-25	15-Dec-25	44870
1	S85-FT-PECO	Term Purchase	1,536	4.81	15-Dec-25	15-Dec-25	44871
1	S85-FT-PECO	Term Purchase	12,880	4.81	31-Dec-25	31-Dec-25	44913
1	S85-FT-PECO	Term Purchase	5,120	4.81	31-Dec-25	31-Dec-25	44914
1	S85-FT-PECO	Term Purchase	6,537	4.81	30-Dec-25	30-Dec-25	44915
1	S85-FT-PECO	Term Purchase	11,463	4.81	30-Dec-25	30-Dec-25	44917
4365	PECO TETCO CITY GATE	Term Purchase	186,000	5.66	1-Dec-25	31-Dec-25	44792
3220	PECO TRANSCO City Gate	Term Purchase	186,000	4.38	1-Dec-25	31-Dec-25	44796
7347	PECO TRANSCO City Gate	Term Purchase	186,000	4.175	1-Dec-25	31-Dec-25	44795

**Section 4 PECO Energy
Spot Purchases
Dec-25**

Contract	Purchase Point	Vol Type	Dths	Cost/Dth	Start Date	End Date	Bid #
5098	S85-FT-PECO	Spot Purchase	6,000	5.27	11-Dec-25	11-Dec-25	44822
5098	S85-FT-PECO	Spot Purchase	9,941	4.62	16-Dec-25	16-Dec-25	44865
6607	M2-30 inch	Spot Purchase	7,816	4.39	2-Dec-25	2-Dec-25	44763
6607	PECO TRANSCO City Gate	Spot Purchase	35,000	5.77	4-Dec-25	4-Dec-25	44784
6607	M2-30 inch	Spot Purchase	7,816	4.355	3-Dec-25	3-Dec-25	44788
6607	S85-FT-PECO	Spot Purchase	78,645	5.955	6-Dec-25	8-Dec-25	44805
6607	M2-30 inch	Spot Purchase	7,818	4.435	9-Dec-25	9-Dec-25	44823
6607	M2-30 inch	Spot Purchase	7,818	4.235	11-Dec-25	11-Dec-25	44824
6607	S85-FT-PECO	Spot Purchase	78,645	4.76	13-Dec-25	15-Dec-25	44850
6607	PECO TRANSCO City Gate	Spot Purchase	6,215	4.645	16-Dec-25	16-Dec-25	44864

**Section 4 PECO Energy
Spot Purchases
Dec-25**

Contract	Purchase Point	Vol Type	Dths	Cost/Dth	Start Date	End Date	Bid #
4365	S85-FT-PECO	Spot Purchase	10,000	4.57	16-Dec-25	16-Dec-25	44863
4365	S85-FT-PECO	Spot Purchase	20,000	5.21	11-Dec-25	11-Dec-25	44872
7347	S85-FT-PECO	Spot Purchase	26,215	4.9525	30-Dec-25	30-Dec-25	44898
5101	PECO TETCO CITY GATE	Call Option	35,000	4.514	2-Dec-25	2-Dec-25	44769
5101	PECO TETCO CITY GATE	Call Option	35,000	4.6508	4-Dec-25	4-Dec-25	44776
5101	PECO TETCO CITY GATE	Call Option	35,000	4.5292	5-Dec-25	5-Dec-25	44777
5101	PECO TETCO CITY GATE	Call Option	35,000	4.4785	3-Dec-25	3-Dec-25	44786
5101	PECO TETCO CITY GATE	Call Option	105,000	4.8384	6-Dec-25	8-Dec-25	44802
5101	PECO TETCO CITY GATE	Call Option	35,000	4.585	9-Dec-25	9-Dec-25	44812
5101	PECO TETCO CITY GATE	Call Option	35,000	4.4076	10-Dec-25	10-Dec-25	44813
5101	PECO TETCO CITY GATE	Call Option	35,000	4.3822	11-Dec-25	11-Dec-25	44814
5101	PECO TETCO CITY GATE	Call Option	35,000	4.0933	12-Dec-25	12-Dec-25	44827
5101	PECO TETCO CITY GATE	Call Option	105,000	4.0072	13-Dec-25	15-Dec-25	44842
5101	PECO TETCO CITY GATE	Call Option	35,000	3.4496	16-Dec-25	16-Dec-25	44848
5101	PECO TETCO CITY GATE	Call Option	35,000	3.3837	17-Dec-25	17-Dec-25	44860
5101	PECO TETCO CITY GATE	Call Option	105,000	3.257	20-Dec-25	22-Dec-25	44885
5101	PECO TETCO CITY GATE	Call Option	25,000	3.0492	23-Dec-25	23-Dec-25	44891
5101	PECO TETCO CITY GATE	Call Option	35,000	3.9311	30-Dec-25	30-Dec-25	44897
5101	PECO TETCO CITY GATE	Call Option	175,000	3.1354	25-Dec-25	29-Dec-25	44908
5101	PECO TETCO CITY GATE	Call Option	35,000	3.7892	31-Dec-25	31-Dec-25	44920
5006	PECO TRANSCO City Gate	Call Option	40,000	5.6028	5-Dec-25	5-Dec-25	44783
5006	PECO TRANSCO City Gate	Call Option	120,000	6.0764	6-Dec-25	8-Dec-25	44804
5006	PECO TRANSCO City Gate	Call Option	16,500	5.3381	11-Dec-25	11-Dec-25	44821
5006	PECO TRANSCO City Gate	Call Option	30,000	5.0275	12-Dec-25	12-Dec-25	44829
5006	PECO TRANSCO City Gate	Call Option	45,000	4.8696	13-Dec-25	15-Dec-25	44841
6607	M2-30 inch	Call Option	14,104	4.365	2-Dec-25	2-Dec-25	44764
6607	PECO TETCO CITY GATE	Call Option	29,210	4.0265	1-Dec-25	1-Dec-25	44765
6607	PECO TETCO CITY GATE	Call Option	29,210	4.3665	2-Dec-25	2-Dec-25	44766
6607	PECO TETCO CITY GATE	Call Option	29,210	4.3315	3-Dec-25	3-Dec-25	44767
6607	M2-30 inch	Call Option	14,104	4.33	3-Dec-25	3-Dec-25	44768
6607	PECO TRANSCO City Gate	Call Option	22,000	4.7225	2-Dec-25	2-Dec-25	44770
6607	M2-30 inch	Call Option	14,104	4.5	4-Dec-25	4-Dec-25	44773
6607	M2-30 inch	Call Option	14,104	4.38	5-Dec-25	5-Dec-25	44774
6607	PECO TETCO CITY GATE	Call Option	29,210	4.5015	4-Dec-25	4-Dec-25	44775
6607	PECO TRANSCO City Gate	Call Option	22,000	5.0743	4-Dec-25	4-Dec-25	44781
6607	PECO TRANSCO City Gate	Call Option	22,000	5.1597	5-Dec-25	5-Dec-25	44782
6607	M2-30 inch	Call Option	7,816	4.5	4-Dec-25	4-Dec-25	44785
6607	M2-30 inch	Call Option	7,818	4.38	5-Dec-25	5-Dec-25	44787
6607	PECO TETCO CITY GATE	Call Option	29,210	4.3815	5-Dec-25	5-Dec-25	44799
6607	PECO TETCO CITY GATE	Call Option	87,630	4.6865	6-Dec-25	8-Dec-25	44801
6607	PECO TRANSCO City Gate	Call Option	66,000	5.0341	6-Dec-25	8-Dec-25	44803
6607	M2-30 inch	Call Option	14,104	4.435	9-Dec-25	9-Dec-25	44806
6607	M2-30 inch	Call Option	14,104	4.26	10-Dec-25	10-Dec-25	44807
6607	M2-30 inch	Call Option	14,104	4.235	11-Dec-25	11-Dec-25	44808
6607	PECO TETCO CITY GATE	Call Option	29,210	4.4365	9-Dec-25	9-Dec-25	44809
6607	PECO TETCO CITY GATE	Call Option	29,210	4.2615	10-Dec-25	10-Dec-25	44810
6607	PECO TETCO CITY GATE	Call Option	29,210	4.2365	11-Dec-25	11-Dec-25	44811

**Section 4 PECO Energy
Spot Purchases
Dec-25**

Contract	Purchase Point	Vol Type	Dths	Cost/Dth	Start Date	End Date	Bid #
6607	PECO TRANSCO City Gate	Call Option	22,000	5.1295	9-Dec-25	9-Dec-25	44818
6607	PECO TRANSCO City Gate	Call Option	22,000	4.5065	10-Dec-25	10-Dec-25	44819
6607	PECO TRANSCO City Gate	Call Option	22,000	4.6974	11-Dec-25	11-Dec-25	44820
6607	PECO TETCO CITY GATE	Call Option	29,210	3.9515	12-Dec-25	12-Dec-25	44825
6607	M2-30 inch	Call Option	14,104	3.95	12-Dec-25	12-Dec-25	44826
6607	PECO TRANSCO City Gate	Call Option	16,964	5.843	14-Dec-25	14-Dec-25	44828
6607	PECO TETCO CITY GATE	Call Option	87,630	3.8665	13-Dec-25	15-Dec-25	44835
6607	PECO TETCO CITY GATE	Call Option	29,210	3.3165	16-Dec-25	16-Dec-25	44836
6607	PECO TRANSCO City Gate	Call Option	22,000	4.3708	12-Dec-25	12-Dec-25	44840
6607	M2-30 inch	Call Option	42,312	3.865	13-Dec-25	15-Dec-25	44843
6607	M2-30 inch	Call Option	7,818	3.95	12-Dec-25	12-Dec-25	44844
6607	M2-30 inch	Call Option	23,454	3.865	13-Dec-25	15-Dec-25	44845
6607	Tilghman St	Call Option	67,374	5.9207	13-Dec-25	15-Dec-25	44846
6607	M2-30 inch	Call Option	14,104	3.315	16-Dec-25	16-Dec-25	44847
6607	M2-30 inch	Call Option	7,818	3.315	16-Dec-25	16-Dec-25	44849
6607	M2-30 inch	Call Option	7,818	3.25	17-Dec-25	17-Dec-25	44857
6607	M2-30 inch	Call Option	14,104	3.25	17-Dec-25	17-Dec-25	44858
6607	PECO TETCO CITY GATE	Call Option	29,210	3.2515	17-Dec-25	17-Dec-25	44859
6607	PECO TRANSCO City Gate	Call Option	16,190	3.3558	17-Dec-25	17-Dec-25	44874
6607	M2-30 inch	Call Option	7,818	3.465	19-Dec-25	19-Dec-25	44876
6607	M2-30 inch	Call Option	14,104	3.465	19-Dec-25	19-Dec-25	44877
6607	PECO TETCO CITY GATE	Call Option	29,210	3.4665	19-Dec-25	19-Dec-25	44878
6607	PECO TRANSCO City Gate	Call Option	17,222	3.4714	19-Dec-25	19-Dec-25	44880
6607	PECO TETCO CITY GATE	Call Option	87,630	3.1265	20-Dec-25	22-Dec-25	44883
6607	M2-30 inch	Call Option	42,312	3.125	20-Dec-25	22-Dec-25	44884
6607	PECO TRANSCO City Gate	Call Option	34,444	3.1649	20-Dec-25	21-Dec-25	44887
6607	M2-30 inch	Call Option	23,454	3.125	20-Dec-25	22-Dec-25	44888
6607	M2-30 inch	Call Option	14,104	2.92	23-Dec-25	23-Dec-25	44889
6607	PECO TETCO CITY GATE	Call Option	29,210	2.9215	23-Dec-25	23-Dec-25	44890
6607	M2-30 inch	Call Option	7,818	2.92	23-Dec-25	23-Dec-25	44892
6607	PECO TRANSCO City Gate	Call Option	15,800	5.843	15-Dec-25	15-Dec-25	44894
6607	PECO TETCO CITY GATE	Call Option	29,210	3.7915	30-Dec-25	30-Dec-25	44895
6607	M2-30 inch	Call Option	14,104	3.79	30-Dec-25	30-Dec-25	44896
6607	PECO TRANSCO City Gate	Call Option	22,000	4.3557	30-Dec-25	30-Dec-25	44899
6607	M2-30 inch	Call Option	7,818	3.79	30-Dec-25	30-Dec-25	44900
6607	PECO TRANSCO City Gate	Call Option	16,352	2.7428	24-Dec-25	24-Dec-25	44901
6607	PECO TETCO CITY GATE	Call Option	29,210	2.7615	24-Dec-25	24-Dec-25	44902
6607	M2-30 inch	Call Option	14,104	2.76	24-Dec-25	24-Dec-25	44903
6607	M2-30 inch	Call Option	7,818	2.76	24-Dec-25	24-Dec-25	44904
6607	PECO TRANSCO City Gate	Call Option	16,749	3.1649	22-Dec-25	22-Dec-25	44905
6607	M2-30 inch	Call Option	70,520	3.005	25-Dec-25	29-Dec-25	44906
6607	PECO TETCO CITY GATE	Call Option	146,050	3.0065	25-Dec-25	29-Dec-25	44907
6607	PECO TRANSCO City Gate	Call Option	110,000	3.0544	25-Dec-25	29-Dec-25	44910
6607	M2-30 inch	Call Option	39,090	3.005	25-Dec-25	29-Dec-25	44911
6607	M2-30 inch	Call Option	14,104	3.65	31-Dec-25	31-Dec-25	44918
6607	PECO TETCO CITY GATE	Call Option	29,210	3.6515	31-Dec-25	31-Dec-25	44919
6607	PECO TRANSCO City Gate	Call Option	22,000	4.009	31-Dec-25	31-Dec-25	44923

**Section 4 PECO Energy
Spot Purchases
Dec-25**

Contract	Purchase Point	Vol Type	Dths	Cost/Dth	Start Date	End Date	Bid #
6607	M2-30 inch	Call Option	7,818	3.65	31-Dec-25	31-Dec-25	44924
5109	PECO TRANSCO City Gate	Call Option	35,000	4.1143	1-Dec-25	1-Dec-25	44771
5109	PECO TRANSCO City Gate	Call Option	77,500	4.7173	2-Dec-25	2-Dec-25	44772
5109	PECO TRANSCO City Gate	Call Option	40,000	4.5414	3-Dec-25	3-Dec-25	44778
5109	PECO TRANSCO City Gate	Call Option	77,500	5.069	4-Dec-25	4-Dec-25	44779
5109	PECO TRANSCO City Gate	Call Option	77,500	5.1544	5-Dec-25	5-Dec-25	44780
5109	PECO TRANSCO City Gate	Call Option	232,500	5.0288	6-Dec-25	8-Dec-25	44800
5109	PECO TRANSCO City Gate	Call Option	77,500	5.1242	9-Dec-25	9-Dec-25	44815
5109	PECO TRANSCO City Gate	Call Option	77,500	4.5012	10-Dec-25	10-Dec-25	44816
5109	PECO TRANSCO City Gate	Call Option	77,500	4.466	16-Dec-25	16-Dec-25	44817
5109	PECO TRANSCO City Gate	Call Option	77,500	4.6921	11-Dec-25	11-Dec-25	44837
5109	PECO TRANSCO City Gate	Call Option	77,500	4.3655	12-Dec-25	12-Dec-25	44838
5109	PECO TRANSCO City Gate	Call Option	232,500	5.8377	13-Dec-25	15-Dec-25	44839
5109	PECO TRANSCO City Gate	Call Option	77,500	3.3506	17-Dec-25	17-Dec-25	44861
5109	PECO TRANSCO City Gate	Call Option	20,000	3.4661	19-Dec-25	19-Dec-25	44879
5109	PECO TRANSCO City Gate	Call Option	30,000	3.1596	20-Dec-25	22-Dec-25	44886
5109	PECO TRANSCO City Gate	Call Option	387,500	3.0491	25-Dec-25	29-Dec-25	44909
5109	PECO TRANSCO City Gate	Call Option	77,500	4.3505	30-Dec-25	30-Dec-25	44921
5109	PECO TRANSCO City Gate	Call Option	77,500	4.0038	31-Dec-25	31-Dec-25	44922

Section 4 PECO Energy
Firm Long-Term Purchases
Jan-26

Contract	Purchase Point	Vol Type	Dths	Cost/Dth	Start Date	End Date	Bid #
3221	Crayne/Equitable	Term Purchase	418,066	4.285	1-Jan-26	31-Jan-26	44932
5006	PECO TETCO CITY GATE	Term Purchase	186,000	4.49	1-Jan-26	31-Jan-26	44937
5006	PECO TETCO CITY GATE	Term Purchase	186,000	5.5	1-Jan-26	31-Jan-26	44938
6607	M2-30 inch	Term Purchase	1,240,000	4.24	1-Jan-26	31-Jan-26	44933
6607	Eastern Shore Transco Interconnect	Term Purchase	32,685	4.3758	1-Jan-26	5-Jan-26	44942
6607	PECO TRANSCO City Gate	Term Purchase	117,315	4.3758	1-Jan-26	5-Jan-26	44943
6607	Eastern Shore Transco Interconnect	Term Purchase	40,725	4.3758	6-Jan-26	14-Jan-26	44957
6607	PECO TRANSCO City Gate	Term Purchase	229,275	4.3758	6-Jan-26	14-Jan-26	44958
6607	Eastern Shore Transco Interconnect	Term Purchase	11,062	4.3758	15-Jan-26	16-Jan-26	44962
6607	Eastern Shore Transco Interconnect	Term Purchase	6,034	4.3758	17-Jan-26	17-Jan-26	44963
6607	Eastern Shore Transco Interconnect	Term Purchase	6,537	4.3758	18-Jan-26	18-Jan-26	44964
6607	Eastern Shore Transco Interconnect	Term Purchase	28,156	4.3758	19-Jan-26	22-Jan-26	44965
6607	PECO TRANSCO City Gate	Term Purchase	48,938	4.3758	15-Jan-26	16-Jan-26	44966
6607	PECO TRANSCO City Gate	Term Purchase	23,966	4.3758	17-Jan-26	17-Jan-26	44967
6607	PECO TRANSCO City Gate	Term Purchase	23,463	4.3758	18-Jan-26	18-Jan-26	44968
6607	PECO TRANSCO City Gate	Term Purchase	91,844	4.3758	19-Jan-26	22-Jan-26	44969
6607	Eastern Shore Transco Interconnect	Term Purchase	7,542	4.3758	23-Jan-26	23-Jan-26	44979
6607	PECO TRANSCO City Gate	Term Purchase	22,458	4.3758	23-Jan-26	23-Jan-26	44980
6607	Eastern Shore Transco Interconnect	Term Purchase	72,408	4.3758	24-Jan-26	31-Jan-26	45018
6607	PECO TRANSCO City Gate	Term Purchase	167,592	4.3758	24-Jan-26	31-Jan-26	45019
1	PECO TRANSCO City Gate	Term Purchase	186,000	5.55	1-Jan-26	31-Jan-26	44934
1	S85-FT-PECO	Term Purchase	540,000	5.26	2-Jan-26	31-Jan-26	45021
1	S85-FT-PECO	Term Purchase	16,370	5.26	1-Jan-26	1-Jan-26	45022
4365	PECO TETCO CITY GATE	Term Purchase	186,000	5.66	1-Jan-26	31-Jan-26	44939
3220	PECO TRANSCO City Gate	Term Purchase	186,000	4.38	1-Jan-26	31-Jan-26	44935
7347	PECO TRANSCO City Gate	Term Purchase	186,000	4.175	1-Jan-26	31-Jan-26	44936

Section 4 PECO Energy
Spot Purchases
Jan-26

Contract	Purchase Point	Vol Type	Dths	Cost/Dth	Start Date	End Date	Bid #
5098	S85-FT-PECO	Spot Purchase	102,628	4.02	2-Jan-26	5-Jan-26	44930
5098	S85-FT-PECO	Spot Purchase	23,290	4.02	1-Jan-26	1-Jan-26	45023
5098	S85-FT-PECO	Spot Purchase	10,000	31.855	24-Jan-26	24-Jan-26	45031
5098	S85-FT-PECO	Spot Purchase	9,939	31.855	25-Jan-26	25-Jan-26	45032
5098	S85-FT-PECO	Spot Purchase	9,693	31.855	26-Jan-26	26-Jan-26	45033
6607	S85-FT-PECO	Spot Purchase	10,000	3.4075	16-Jan-26	16-Jan-26	44956
6607	S85-FT-PECO	Spot Purchase	104,528	3.645	17-Jan-26	20-Jan-26	44971
6607	S85-FT-PECO	Spot Purchase	48,396	31.155	24-Jan-26	26-Jan-26	44994
6607	S85-FT-PECO	Spot Purchase	26,132	45.36	27-Jan-26	27-Jan-26	44996
6607	S85-FT-PECO	Spot Purchase	33,252	26.525	28-Jan-26	28-Jan-26	45004
6607	S85-FT-PECO	Spot Purchase	33,252	10.895	29-Jan-26	29-Jan-26	45011
6607	S85-FT-PECO	Spot Purchase	66,504	22.435	30-Jan-26	31-Jan-26	45030
5101	PECO TETCO CITY GATE	Call Option	175,000	3.3026	1-Jan-26	5-Jan-26	44925

**Section 4 PECO Energy
Spot Purchases
Jan-26**

Contract	Purchase Point	Vol Type	Dths	Cost/Dth	Start Date	End Date	Bid #
5101	PECO TETCO CITY GATE	Call Option	35,000	2.8211	15-Jan-26	15-Jan-26	44950
5101	PECO TETCO CITY GATE	Call Option	35,000	2.7451	16-Jan-26	16-Jan-26	44953
5101	PECO TETCO CITY GATE	Call Option	140,000	2.9631	17-Jan-26	20-Jan-26	44961
5101	PECO TETCO CITY GATE	Call Option	35,000	8.9083	23-Jan-26	23-Jan-26	44982
5101	PECO TETCO CITY GATE	Call Option	105,000	35.5936	24-Jan-26	26-Jan-26	44987
5101	PECO TETCO CITY GATE	Call Option	35,000	53.257	27-Jan-26	27-Jan-26	44999
5101	PECO TETCO CITY GATE	Call Option	35,000	12.588	28-Jan-26	28-Jan-26	45007
5101	PECO TETCO CITY GATE	Call Option	35,000	10.216	29-Jan-26	29-Jan-26	45014
5101	PECO TETCO CITY GATE	Call Option	70,000	10.7279	30-Jan-26	31-Jan-26	45026
5006	PECO TRANSCO City Gate	Call Option	200,000	4.1638	1-Jan-26	5-Jan-26	44926
5006	PECO TRANSCO City Gate	Call Option	160,000	3.7548	17-Jan-26	20-Jan-26	44970
5006	PECO TRANSCO City Gate	Call Option	40,000	4.7313	21-Jan-26	21-Jan-26	44974
5006	PECO TRANSCO City Gate	Call Option	40,000	8.9036	23-Jan-26	23-Jan-26	44981
5006	PECO TRANSCO City Gate	Call Option	120,000	31.0786	24-Jan-26	26-Jan-26	44993
5006	PECO TRANSCO City Gate	Call Option	40,000	43.9685	27-Jan-26	27-Jan-26	45001
5006	PECO TRANSCO City Gate	Call Option	40,000	25.2396	28-Jan-26	28-Jan-26	45009
5006	PECO TRANSCO City Gate	Call Option	40,000	10.9232	29-Jan-26	29-Jan-26	45016
5006	PECO TRANSCO City Gate	Call Option	80,000	21.4457	30-Jan-26	31-Jan-26	45028
6607	PECO TETCO CITY GATE	Call Option	146,050	3.1715	1-Jan-26	5-Jan-26	44927
6607	M2-30 inch	Call Option	16,760	2.695	15-Jan-26	15-Jan-26	44949
6607	PECO TETCO CITY GATE	Call Option	29,210	2.6965	15-Jan-26	15-Jan-26	44951
6607	Tilghman St	Call Option	22,458	2.8883	15-Jan-26	15-Jan-26	44952
6607	PECO TETCO CITY GATE	Call Option	29,210	2.6215	16-Jan-26	16-Jan-26	44955
6607	M2-30 inch	Call Option	67,960	2.835	17-Jan-26	20-Jan-26	44959
6607	PECO TETCO CITY GATE	Call Option	116,840	2.8365	17-Jan-26	20-Jan-26	44960
6607	PECO TETCO CITY GATE	Call Option	29,210	3.4965	21-Jan-26	21-Jan-26	44972
6607	M2-30 inch	Call Option	16,990	3.495	21-Jan-26	21-Jan-26	44973
6607	M2-30 inch	Call Option	16,990	4.615	22-Jan-26	22-Jan-26	44975
6607	PECO TETCO CITY GATE	Call Option	29,210	4.6165	22-Jan-26	22-Jan-26	44976
6607	M2-30 inch	Call Option	16,990	8.7	23-Jan-26	23-Jan-26	44977
6607	PECO TETCO CITY GATE	Call Option	29,210	8.7015	23-Jan-26	23-Jan-26	44978
6607	Tilghman St	Call Option	22,458	9.2081	23-Jan-26	23-Jan-26	44983
6607	Tilghman St	Call Option	67,374	45.7161	24-Jan-26	26-Jan-26	44988
6607	Tilghman St	Call Option	89,832	3.866	17-Jan-26	20-Jan-26	44990
6607	PECO TETCO CITY GATE	Call Option	87,630	35.0265	24-Jan-26	26-Jan-26	44991
6607	M2-30 inch	Call Option	50,970	35.025	24-Jan-26	26-Jan-26	44992
6607	M2-30 inch	Call Option	16,990	52.45	27-Jan-26	27-Jan-26	44997
6607	PECO TETCO CITY GATE	Call Option	29,210	52.4515	27-Jan-26	27-Jan-26	44998
6607	Tilghman St	Call Option	22,458	122.9672	27-Jan-26	27-Jan-26	45002
6607	M2-30 inch	Call Option	16,990	12.33	28-Jan-26	28-Jan-26	45005
6607	PECO TETCO CITY GATE	Call Option	29,210	12.3315	28-Jan-26	28-Jan-26	45006
6607	Tilghman St	Call Option	22,458	12.1715	28-Jan-26	28-Jan-26	45010
6607	M2-30 inch	Call Option	16,990	9.99	29-Jan-26	29-Jan-26	45012
6607	PECO TETCO CITY GATE	Call Option	29,210	9.9915	29-Jan-26	29-Jan-26	45013
6607	M2-30 inch	Call Option	16,761	2.62	16-Jan-26	16-Jan-26	45020
6607	M2-30 inch	Call Option	33,980	10.495	30-Jan-26	31-Jan-26	45024
6607	PECO TETCO CITY GATE	Call Option	58,420	10.4965	30-Jan-26	31-Jan-26	45025

**Section 4 PECO Energy
Spot Purchases
Jan-26**

Contract	Purchase Point	Vol Type	Dths	Cost/Dth	Start Date	End Date	Bid #
6607	Tilghman St	Call Option	44,916	11.8338	30-Jan-26	31-Jan-26	45029
6607	Tilghman St	Call Option	22,090	46.9688	29-Jan-26	29-Jan-26	45041
5109	PECO TRANSCO City Gate	Call Option	387,500	4.1892	1-Jan-26	5-Jan-26	44931
5109	PECO TRANSCO City Gate	Call Option	77,500	6.3321	15-Jan-26	15-Jan-26	44948
5109	PECO TRANSCO City Gate	Call Option	77,500	10.7587	23-Jan-26	23-Jan-26	44984
5109	PECO TRANSCO City Gate	Call Option	232,500	64.8432	24-Jan-26	26-Jan-26	44985
5109	PECO TRANSCO City Gate	Call Option	77,500	124.8381	27-Jan-26	27-Jan-26	45000
5109	PECO TRANSCO City Gate	Call Option	37,500	36.8552	28-Jan-26	28-Jan-26	45008
5109	PECO TRANSCO City Gate	Call Option	37,500	40.8442	29-Jan-26	29-Jan-26	45015
5109	PECO TRANSCO City Gate	Call Option	155,000	39.0836	30-Jan-26	31-Jan-26	45027

Section 4 PECO Energy
Firm Long-Term Purchases
Feb-26

Contract	Purchase Point	Vol Type	Dths	Cost/Dth	Start Date	End Date	Bid #
3221	Crayne/Equitable	Term Purchase	377,608	7.285	1-Feb-26	28-Feb-26	45059
5006	PECO TETCO CITY GATE	Term Purchase	168,000	4.49	1-Feb-26	28-Feb-26	45062
5006	PECO TETCO CITY GATE	Term Purchase	168,000	5.5	1-Feb-26	28-Feb-26	45063
6607	M2-30 inch	Term Purchase	980,000	7.24	1-Feb-26	28-Feb-26	45060
6607	Eastern Shore Transco Interconnect	Term Purchase	9,051	8.3042	1-Feb-26	1-Feb-26	45069
6607	Eastern Shore Transco Interconnect	Term Purchase	8,045	8.3042	2-Feb-26	2-Feb-26	45080
6607	Eastern Shore Transco Interconnect	Term Purchase	7,039	8.3042	3-Feb-26	3-Feb-26	45081
6607	Eastern Shore Transco Interconnect	Term Purchase	16,090	8.3042	4-Feb-26	5-Feb-26	45083
6607	Eastern Shore Transco Interconnect	Term Purchase	36,204	8.3042	6-Feb-26	9-Feb-26	45114
6607	Eastern Shore Transco Interconnect	Term Purchase	7,039	8.3042	10-Feb-26	10-Feb-26	45116
6607	PECO TRANSCO City Gate	Term Purchase	10,949	8.3042	1-Feb-26	1-Feb-26	45128
6607	PECO TRANSCO City Gate	Term Purchase	11,955	8.3042	2-Feb-26	2-Feb-26	45129
6607	PECO TRANSCO City Gate	Term Purchase	12,961	8.3042	3-Feb-26	3-Feb-26	45130
6607	PECO TRANSCO City Gate	Term Purchase	23,910	8.3042	4-Feb-26	5-Feb-26	45131
6607	PECO TRANSCO City Gate	Term Purchase	43,796	8.3042	6-Feb-26	9-Feb-26	45132
6607	PECO TRANSCO City Gate	Term Purchase	12,961	8.3042	10-Feb-26	10-Feb-26	45134
6607	PECO TRANSCO City Gate	Term Purchase	41,898	8.3042	11-Feb-26	13-Feb-26	45147
6607	Eastern Shore Transco Interconnect	Term Purchase	18,102	8.3042	11-Feb-26	13-Feb-26	45148
6607	Eastern Shore Transco Interconnect	Term Purchase	40,224	8.3042	14-Feb-26	21-Feb-26	45161
6607	PECO TRANSCO City Gate	Term Purchase	119,776	8.3042	14-Feb-26	21-Feb-26	45162
6607	Eastern Shore Transco Interconnect	Term Purchase	36,204	8.3042	22-Feb-26	27-Feb-26	45179
6607	PECO TRANSCO City Gate	Term Purchase	83,796	8.3042	22-Feb-26	27-Feb-26	45180
6607	Eastern Shore Transco Interconnect	Term Purchase	5,028	8.3042	28-Feb-26	28-Feb-26	45181
6607	PECO TRANSCO City Gate	Term Purchase	14,972	8.3042	28-Feb-26	28-Feb-26	45182
1	PECO TRANSCO City Gate	Term Purchase	168,000	5.55	1-Feb-26	28-Feb-26	45067
1	S85-FT-PECO	Term Purchase	588,000	10.02	1-Feb-26	28-Feb-26	45068
4365	PECO TETCO CITY GATE	Term Purchase	168,000	5.66	1-Feb-26	28-Feb-26	45064
3220	PECO TRANSCO City Gate	Term Purchase	168,000	4.38	1-Feb-26	28-Feb-26	45066
7347	PECO TRANSCO City Gate	Term Purchase	168,000	4.175	1-Feb-26	28-Feb-26	45065

Section 4 PECO Energy
Spot Purchases
Feb-26

Contract	Purchase Point	Vol Type	Dths	Cost/Dth	Start Date	End Date	Bid #
4812	S85-FT-PECO	Spot Purchase	15,000	3.6225	13-Feb-26	13-Feb-26	45142
6607	S85-FT-PECO	Spot Purchase	60,822	15.885	1-Feb-26	2-Feb-26	45034
6607	S85-FT-PECO	Spot Purchase	12,911	4.83	4-Feb-26	4-Feb-26	45042
6607	S85-FT-PECO	Spot Purchase	30,411	16.155	5-Feb-26	5-Feb-26	45076
6607	S85-FT-PECO	Spot Purchase	30,411	6.05	6-Feb-26	6-Feb-26	45078
6607	Z6NNY	Spot Purchase	12,500	22	8-Feb-26	8-Feb-26	45099
6607	S85-FT-PECO	Spot Purchase	30,411	3.3625	10-Feb-26	10-Feb-26	45104
6607	Z6NNY	Spot Purchase	15,000	11	9-Feb-26	9-Feb-26	45106
6607	S85-FT-PECO	Spot Purchase	30,411	3.48	11-Feb-26	11-Feb-26	45122

**Section 4 PECO Energy
Spot Purchases
Feb-26**

Contract	Purchase Point	Vol Type	Dths	Cost/Dth	Start Date	End Date	Bid #
6607	S85-FT-PECO	Spot Purchase	30,411	3.6225	12-Feb-26	12-Feb-26	45123
6607	S85-FT-PECO	Spot Purchase	30,411	6.585	7-Feb-26	7-Feb-26	45154
6607	S85-FT-PECO	Spot Purchase	30,411	6.585	9-Feb-26	9-Feb-26	45155
6607	S85-FT-PECO	Spot Purchase	30,052	6.585	8-Feb-26	8-Feb-26	45156
6607	S85-FT-PECO	Spot Purchase	30,411	3.755	24-Feb-26	24-Feb-26	45166
6607	S85-FT-PECO	Spot Purchase	30,411	2.985	26-Feb-26	26-Feb-26	45173
1	Z6NNY	Spot Purchase	6,556	7.45	4-Feb-26	4-Feb-26	45058
4365	S85-FT-PECO	Spot Purchase	7,426	4.83	4-Feb-26	4-Feb-26	45152
1	S85-FT-PECO	Spot Purchase	10,000	4.83	4-Feb-26	4-Feb-26	45153
5101	PECO TETCO CITY GATE	Call Option	70,000	6.8715	1-Feb-26	2-Feb-26	45037
5101	PECO TETCO CITY GATE	Call Option	35,000	4.2005	4-Feb-26	4-Feb-26	45046
5101	PECO TETCO CITY GATE	Call Option	35,000	4.3171	3-Feb-26	3-Feb-26	45052
5101	PECO TETCO CITY GATE	Call Option	35,000	4.9101	5-Feb-26	5-Feb-26	45073
5101	PECO TETCO CITY GATE	Call Option	35,000	3.8457	6-Feb-26	6-Feb-26	45088
5101	PECO TETCO CITY GATE	Call Option	105,000	4.165	7-Feb-26	9-Feb-26	45096
5101	PECO TETCO CITY GATE	Call Option	35,000	3.1817	10-Feb-26	10-Feb-26	45102
5101	PECO TETCO CITY GATE	Call Option	35,000	3.202	11-Feb-26	11-Feb-26	45119
5101	PECO TETCO CITY GATE	Call Option	35,000	3.0905	12-Feb-26	12-Feb-26	45137
5101	PECO TETCO CITY GATE	Call Option	35,000	3.0398	13-Feb-26	13-Feb-26	45144
5101	PECO TETCO CITY GATE	Call Option	35,000	2.8979	24-Feb-26	24-Feb-26	45167
5101	PECO TETCO CITY GATE	Call Option	35,000	2.7712	26-Feb-26	26-Feb-26	45178
5006	PECO TRANSCO City Gate	Call Option	80,000	16.0208	1-Feb-26	2-Feb-26	45038
5006	PECO TRANSCO City Gate	Call Option	40,000	4.9717	4-Feb-26	4-Feb-26	45044
5006	PECO TRANSCO City Gate	Call Option	40,000	4.9665	3-Feb-26	3-Feb-26	45054
5006	PECO TRANSCO City Gate	Call Option	40,000	16.5219	5-Feb-26	5-Feb-26	45075
5006	PECO TRANSCO City Gate	Call Option	40,000	6.1016	6-Feb-26	6-Feb-26	45090
5006	PECO TRANSCO City Gate	Call Option	120,000	6.6589	7-Feb-26	9-Feb-26	45097
5006	PECO TRANSCO City Gate	Call Option	40,000	3.6065	11-Feb-26	11-Feb-26	45117
5006	PECO TRANSCO City Gate	Call Option	40,000	3.7445	12-Feb-26	12-Feb-26	45139
6607	PECO TETCO CITY GATE	Call Option	58,420	6.6865	1-Feb-26	2-Feb-26	45036
6607	M2-30 inch	Call Option	44,238	6.685	1-Feb-26	2-Feb-26	45039
6607	Tilghman St	Call Option	22,458	8.334	4-Feb-26	4-Feb-26	45043
6607	PECO TETCO CITY GATE	Call Option	29,210	4.0515	4-Feb-26	4-Feb-26	45047
6607	M2-30 inch	Call Option	22,119	4.05	4-Feb-26	4-Feb-26	45048
6607	M2-30 inch	Call Option	22,119	4.165	3-Feb-26	3-Feb-26	45049
6607	PECO TETCO CITY GATE	Call Option	29,210	4.1665	3-Feb-26	3-Feb-26	45050
6607	PECO TRANSCO City Gate	Call Option	20,000	7.3937	1-Feb-26	2-Feb-26	45055
6607	PECO TRANSCO City Gate	Call Option	10,000	4.7881	3-Feb-26	3-Feb-26	45056
6607	PECO TRANSCO City Gate	Call Option	10,000	5.0597	4-Feb-26	4-Feb-26	45057
6607	M2-30 inch	Call Option	22,119	4.75	5-Feb-26	5-Feb-26	45071
6607	PECO TETCO CITY GATE	Call Option	29,210	4.7515	5-Feb-26	5-Feb-26	45072
6607	PECO TRANSCO City Gate	Call Option	25,000	27.8248	5-Feb-26	5-Feb-26	45077
6607	PECO TRANSCO City Gate	Call Option	10,000	5.0748	5-Feb-26	5-Feb-26	45085
6607	M2-30 inch	Call Option	22,119	3.7	6-Feb-26	6-Feb-26	45086
6607	PECO TETCO CITY GATE	Call Option	29,210	3.7015	6-Feb-26	6-Feb-26	45087
6607	PECO TRANSCO City Gate	Call Option	10,000	4.4762	6-Feb-26	6-Feb-26	45091
6607	PECO TETCO CITY GATE	Call Option	87,630	4.0165	7-Feb-26	9-Feb-26	45094

**Section 4 PECO Energy
Spot Purchases
Feb-26**

Contract	Purchase Point	Vol Type	Dths	Cost/Dth	Start Date	End Date	Bid #
6607	M2-30 inch	Call Option	66,357	4.015	7-Feb-26	9-Feb-26	45095
6607	PECO TRANSCO City Gate	Call Option	30,000	4.8384	7-Feb-26	9-Feb-26	45098
6607	M2-30 inch	Call Option	22,119	3.045	10-Feb-26	10-Feb-26	45100
6607	PECO TETCO CITY GATE	Call Option	29,210	3.0465	10-Feb-26	10-Feb-26	45101
6607	PECO TRANSCO City Gate	Call Option	10,000	3.4199	10-Feb-26	10-Feb-26	45108
6607	PECO TETCO CITY GATE	Call Option	29,210	3.0665	11-Feb-26	11-Feb-26	45120
6607	M2-30 inch	Call Option	22,119	3.065	11-Feb-26	11-Feb-26	45121
6607	PECO TRANSCO City Gate	Call Option	10,000	3.2589	11-Feb-26	11-Feb-26	45127
6607	M2-30 inch	Call Option	22,119	2.955	12-Feb-26	12-Feb-26	45135
6607	PECO TETCO CITY GATE	Call Option	29,210	2.9565	12-Feb-26	12-Feb-26	45136
6607	PECO TRANSCO City Gate	Call Option	10,000	3.1935	12-Feb-26	12-Feb-26	45140
6607	PECO TRANSCO City Gate	Call Option	10,000	3.0829	13-Feb-26	13-Feb-26	45141
6607	PECO TETCO CITY GATE	Call Option	29,210	2.9065	13-Feb-26	13-Feb-26	45145
6607	M2-30 inch	Call Option	22,119	2.905	13-Feb-26	13-Feb-26	45146

**Section 4 PECO Energy
Firm Long-Term Purchases
Mar-26**

Contract	Purchase Point	Vol Type	Dths	Cost/Dth	Start Date	End Date	Bid #
3221	Crayne/Equitable	Term Purchase	418,066	2.465	1-Mar-26	31-Mar-26	45195
5006	PECO TETCO CITY GATE	Term Purchase	186,000	4.49	1-Mar-26	31-Mar-26	45199
5006	PECO TETCO CITY GATE	Term Purchase	186,000	5.5	1-Mar-26	31-Mar-26	45200
6607	M2-30 inch	Term Purchase	465,000	2.42	1-Mar-26	31-Mar-26	45197
6607	Eastern Shore Transco Interconnect	Term Purchase	6,034	2.5056	1-Mar-26	1-Mar-26	45205
6607	PECO TRANSCO City Gate	Term Purchase	3,966	2.5056	1-Mar-26	1-Mar-26	45206
6607	Eastern Shore Transco Interconnect	Term Purchase	7,039	2.5056	2-Mar-26	2-Mar-26	45207
6607	PECO TRANSCO City Gate	Term Purchase	2,961	2.5056	2-Mar-26	2-Mar-26	45208
6607	PECO TRANSCO City Gate	Term Purchase	19,888	2.5056	3-Mar-26	6-Mar-26	45210
6607	Eastern Shore Transco Interconnect	Term Purchase	20,112	2.5056	3-Mar-26	6-Mar-26	45211
6607	Eastern Shore Transco Interconnect	Term Purchase	9,051	2.5056	7-Mar-26	9-Mar-26	45212
6607	PECO TRANSCO City Gate	Term Purchase	20,949	2.5056	7-Mar-26	9-Mar-26	45213
6607	PECO TRANSCO City Gate	Term Purchase	11,954	2.5056	12-Mar-26	13-Mar-26	45226
6607	Eastern Shore Transco Interconnect	Term Purchase	8,046	2.5056	12-Mar-26	13-Mar-26	45227
6607	Eastern Shore Transco Interconnect	Term Purchase	9,051	2.5056	14-Mar-26	16-Mar-26	45233
6607	PECO TRANSCO City Gate	Term Purchase	20,949	2.5056	14-Mar-26	16-Mar-26	45234
6607	PECO TRANSCO City Gate	Term Purchase	14,916	2.5056	17-Mar-26	19-Mar-26	45240
6607	Eastern Shore Transco Interconnect	Term Purchase	15,084	2.5056	17-Mar-26	19-Mar-26	45241
6607	Eastern Shore Transco Interconnect	Term Purchase	7,040	2.5056	20-Mar-26	21-Mar-26	45245
6607	Eastern Shore Transco Interconnect	Term Purchase	5,028	2.5056	23-Mar-26	23-Mar-26	45246
6607	PECO TRANSCO City Gate	Term Purchase	12,960	2.5056	20-Mar-26	21-Mar-26	45247
6607	PECO TRANSCO City Gate	Term Purchase	4,972	2.5056	23-Mar-26	23-Mar-26	45248
6607	Eastern Shore Transco Interconnect	Term Purchase	7,040	2.5056	24-Mar-26	25-Mar-26	45250
6607	PECO TRANSCO City Gate	Term Purchase	12,960	2.5056	24-Mar-26	25-Mar-26	45251
6607	CNG / Transco Leidy	Term Purchase	6,640	2.5056	26-Mar-26	26-Mar-26	45253
6607	PECO TRANSCO City Gate	Term Purchase	3,360	2.5056	26-Mar-26	26-Mar-26	45254
6607	PECO TRANSCO City Gate	Term Purchase	6,720	2.5056	10-Mar-26	11-Mar-26	45256
6607	CNG / Transco Leidy	Term Purchase	13,280	2.5056	10-Mar-26	11-Mar-26	45257
6607	CNG / Transco Leidy	Term Purchase	6,480	2.5056	22-Mar-26	22-Mar-26	45258
6607	Eastern Shore Transco Interconnect	Term Purchase	3,520	2.5056	22-Mar-26	22-Mar-26	45259
6607	PECO TRANSCO City Gate	Term Purchase	6,480	2.5056	27-Mar-26	27-Mar-26	45264
6607	Eastern Shore Transco Interconnect	Term Purchase	3,520	2.5056	27-Mar-26	27-Mar-26	45265
6607	Eastern Shore Transco Interconnect	Term Purchase	4,525	2.5056	28-Mar-26	28-Mar-26	45266
6607	Eastern Shore Transco Interconnect	Term Purchase	7,040	2.5056	29-Mar-26	30-Mar-26	45267
6607	CNG / Transco Leidy	Term Purchase	6,480	2.5056	30-Mar-26	30-Mar-26	45268
6607	PECO TRANSCO City Gate	Term Purchase	5,475	2.5056	28-Mar-26	28-Mar-26	45269
6607	PECO TRANSCO City Gate	Term Purchase	6,480	2.5056	29-Mar-26	29-Mar-26	45270
6607	CNG / Transco Leidy	Term Purchase	6,640	2.5056	31-Mar-26	31-Mar-26	45274
6607	PECO TRANSCO City Gate	Term Purchase	3,360	2.5056	31-Mar-26	31-Mar-26	45275
1	S85-FT-PECO	Term Purchase	310,000	3.19	1-Mar-26	31-Mar-26	45198
1	PECO TRANSCO City Gate	Term Purchase	186,000	5.55	1-Mar-26	31-Mar-26	45204
4365	PECO TETCO CITY GATE	Term Purchase	186,000	5.66	1-Mar-26	31-Mar-26	45201
3220	PECO TRANSCO City Gate	Term Purchase	186,000	4.38	1-Mar-26	31-Mar-26	45203
7347	PECO TRANSCO City Gate	Term Purchase	186,000	4.175	1-Mar-26	31-Mar-26	45202

**Section 4 PECO Energy
Spot Purchases
Mar-26**

Contract	Purchase Point	Vol Type	Dths	Cost/Dth	Start Date	End Date	Bid #
5101	PECO TETCO CITY GATE	Call Option	70,000	2.7661	1-Mar-26	2-Mar-26	45187
5101	PECO TETCO CITY GATE	Call Option	25,000	2.3911	6-Mar-26	6-Mar-26	45194

**Section 4 PECO Energy
Firm Long-Term Purchases
Mar-26**

5101	PECO TETCO CITY GATE	Call Option	35,000	2.9942	17-Mar-26	17-Mar-26	45223
5101	PECO TETCO CITY GATE	Call Option	35,000	2.8269	18-Mar-26	18-Mar-26	45230
5101	PECO TETCO CITY GATE	Call Option	35,000	2.5735	19-Mar-26	19-Mar-26	45236
6607	PECO TETCO CITY GATE	Call Option	58,420	2.6365	1-Mar-26	2-Mar-26	45183
6607	PECO TRANSCO City Gate	Call Option	40,000	2.7622	1-Mar-26	2-Mar-26	45185
6607	M2-30 inch	Call Option	84,824	2.635	1-Mar-26	2-Mar-26	45188
6607	PECO TETCO CITY GATE	Call Option	29,210	2.4365	3-Mar-26	3-Mar-26	45189
6607	M2-30 inch	Call Option	42,412	2.435	3-Mar-26	3-Mar-26	45190
6607	PECO TRANSCO City Gate	Call Option	20,000	2.5107	3-Mar-26	3-Mar-26	45191
6607	PECO TETCO CITY GATE	Call Option	29,210	2.2665	6-Mar-26	6-Mar-26	45192
6607	M2-30 inch	Call Option	42,412	2.265	6-Mar-26	6-Mar-26	45193
6607	PECO TRANSCO City Gate	Call Option	20,000	2.3195	6-Mar-26	6-Mar-26	45209
6607	PECO TETCO CITY GATE	Call Option	29,210	2.4365	12-Mar-26	12-Mar-26	45214
6607	M2-30 inch	Call Option	42,412	2.435	12-Mar-26	12-Mar-26	45215
6607	PECO TRANSCO City Gate	Call Option	20,000	2.5459	12-Mar-26	12-Mar-26	45216
6607	M2-30 inch	Call Option	42,412	2.505	13-Mar-26	13-Mar-26	45218
6607	PECO TRANSCO City Gate	Call Option	20,000	2.4805	13-Mar-26	13-Mar-26	45219
6607	PECO TETCO CITY GATE	Call Option	29,210	2.5065	13-Mar-26	13-Mar-26	45220
6607	M2-30 inch	Call Option	42,412	2.86	17-Mar-26	17-Mar-26	45221
6607	PECO TETCO CITY GATE	Call Option	29,210	2.8615	17-Mar-26	17-Mar-26	45222
6607	PECO TRANSCO City Gate	Call Option	20,000	2.9332	17-Mar-26	17-Mar-26	45225
6607	M2-30 inch	Call Option	42,412	2.695	18-Mar-26	18-Mar-26	45228
6607	PECO TETCO CITY GATE	Call Option	29,210	2.6965	18-Mar-26	18-Mar-26	45229
6607	PECO TRANSCO City Gate	Call Option	20,000	2.7219	18-Mar-26	18-Mar-26	45232
6607	PECO TETCO CITY GATE	Call Option	29,210	2.4465	19-Mar-26	19-Mar-26	45235
6607	M2-30 inch	Call Option	42,412	2.445	19-Mar-26	19-Mar-26	45237
6607	PECO TRANSCO City Gate	Call Option	20,000	2.4654	19-Mar-26	19-Mar-26	45239
6607	PECO TRANSCO City Gate	Call Option	20,000	2.5409	24-Mar-26	24-Mar-26	45242
6607	PECO TETCO CITY GATE	Call Option	29,210	2.4465	24-Mar-26	24-Mar-26	45243
6607	M2-30 inch	Call Option	42,412	2.445	24-Mar-26	24-Mar-26	45244
6607	M2-30 inch	Call Option	20,000	2.225	25-Mar-26	25-Mar-26	45249
6607	M2-30 inch	Call Option	42,412	2.21	27-Mar-26	27-Mar-26	45260
6607	PECO TETCO CITY GATE	Call Option	29,210	2.2115	27-Mar-26	27-Mar-26	45261
6607	PECO TRANSCO City Gate	Call Option	20,000	2.2491	27-Mar-26	27-Mar-26	45262
6607	M2-30 inch	Call Option	126,651	2.14	28-Mar-26	30-Mar-26	45271
5109	PECO TRANSCO City Gate	Call Option	110,000	3.0425	1-Mar-26	2-Mar-26	45186
5109	PECO TRANSCO City Gate	Call Option	77,500	2.9168	17-Mar-26	17-Mar-26	45224
5109	PECO TRANSCO City Gate	Call Option	77,500	2.8061	18-Mar-26	18-Mar-26	45231
5109	PECO TRANSCO City Gate	Call Option	35,000	2.2377	27-Mar-26	27-Mar-26	45263

Docket Number	Applicant	Description	File Date
CP18-145	Transco	Abandonment of Eminence Storage	27-Mar-18
CP21-94	Transco	Regional Energy Access Expansion Project	26-Mar-21
CP22-486	Texas Eastern	A2M II Project	12-Jul-22
CP23-194	Transco	Alabama Georgia Connector Project	10-May-23
CP23-200	Transco	Pelto Area Abandonment Project	10-May-23
CP23-536	Eastern Shore	Worcester Resiliency Upgrade Project	19-Sep-23
CP24-113	EGT&S	Heartland Extension Project	1-Apr-2024
CP25-10	Transco	Southside Supply Enhancement Project	29-Oct-2024
CP25-29	EGT&S	Capital Area Project	11-Dec-2024
CP25-379	Texas Eastern	Longwall Mining Project	30-Apr-2025
CP25-491	Texas Eastern	Appalachia to Market III	15-May-2025
CP25-528	EGT&S	Appalachian Reliability Project	24-Jul-2025
CP25-530	Texas Eastern	Danville Compressor Project	1-Aug-2025
CP26-24	Texas Eastern	Kosciusko Abandonment	13-Nov-2025
CP26-75	Texas Eastern	Line 31 Expansion Project	23-Jan-2026

Docket Number	Applicant	Description	File Date
RP24-815	Texas Eastern	Prepackaged Settlement Rates	3-Jun-2024
RP24-1035	Transco	Section 4 Rate Case	30-Aug-2024
RP24-1106	Adelphia	Section 4 Rate Case	30-Sep-2024
RP25-411	Texas Eastern	NAESB Standards 4.0	30-Jan-2025
RP25-437	EGT&S	NAESB Standards 4.0	31-Jan-2025
RP25-499	Transco	NAESB Standards 4.0	3-Feb-2025
RP25-515	Adelphia	NAESB Standards 4.0	3-Feb-2025
RP25-550	Eastern Shore	NAESB Standards 4.0	3-Feb-2025
RP25-580	EGT&S	Fuel Retention Filing	21-Feb-2025
RP25-660	Transco	Fuel Retention Filing	28-Feb-2025
RP25-667	Transco	Electric Power Filing	28-Feb-2025
RP25-746	Transco	GSS Fuel Filing	26-Mar-2025
RP25-982	Texas Eastern	Electric Power Filing	30-Jun-2025
RP25-1022	EGT&S	Standards of Conduct	30-Jul-2025
RP25-1065	Transco	WSS-Pine Prairie Expansion	12-Aug-2025
RP25-1177	EGT&S	Electric Power Filing	30-Sep-2025
RP25-1178	EGT&S	Annual Transportation Cost Rate Filing	30-Sep-2025
RP25-1189	Transco	Baltimore Gas & Electric - Complaint Regional Energy Access	29-Sep-2025
RP26-99	Texas Eastern	PCB Filing	30-Oct-2025
RP26-114	Texas Eastern	Annual Shinkage Adjustment	31-Oct-2025
RP26-265	Eastern Shore	Capital Cost Surcharge	1-Dec-2025
RP26-270	Transco	Interim Fuel Filing	1-Dec-2025
RP26-325	Texas Eastern	Electric Power Filing	30-Dec-2025
RP26-409	Adelphia	Emergency OFO Filing	26-Jan-2026
RP26-497	EGT&S	Fuel Retention Filing	20-Feb-2026
RP26-545	Transco	Electric Power Filing	26-Feb-2026
RP26-571	Transco	Annual Fuel Retention Filing	27-Feb-2026
RP26-600	Eastern Shore	Capital Cost Surcharge	2-Mar-2026

SECTION 6 - PGC #42

SUMMARY OF COSTS AND VOLUMES
 PERIOD: 04/01/2025 THROUGH 11/30/2025

SECTION 6
 PAGE 1 OF 8

	<u>Apr 25</u>	<u>May 25</u>	<u>Jun 25</u>	<u>Jul 25</u>	<u>Aug 25</u>	<u>Sep 25</u>	<u>Oct 25</u>	<u>Nov 25</u>	<u>TOTAL</u>
FUEL COSTS - \$									
PIPELINE LONG HAUL FT DEMAND	\$8,598,000	\$8,788,000	\$8,598,000	\$8,788,000	\$8,788,000	\$8,598,000	\$8,788,000	\$8,598,000	\$69,544,000
STORAGE & STORAGE RELATED COSTS	\$2,406,000	\$2,436,000	\$2,406,000	\$2,436,000	\$2,436,000	\$2,406,000	\$2,436,000	\$2,489,000	\$19,451,000
TOTAL COMM COSTS	<u>18,658,000</u>	<u>9,833,000</u>	<u>6,654,000</u>	<u>6,327,000</u>	<u>6,198,000</u>	<u>5,868,000</u>	<u>10,589,000</u>	<u>25,617,000</u>	<u>\$89,744,000</u>
TOTAL FUEL COSTS	\$29,662,000	\$21,057,000	\$17,658,000	\$17,551,000	\$17,422,000	\$16,872,000	\$21,813,000	\$36,704,000	\$178,739,000
LESS RATE IS EXCL \$	-\$3,000	-\$3,000	-\$3,000	-\$3,000	-\$3,000	-\$3,000	-\$3,000	-\$3,000	-\$24,000
LESS RATE TCS EXCL \$	-\$65,000	-\$56,000	-\$44,000	-\$27,000	-\$27,000	-\$25,000	-\$27,000	-\$54,000	-\$325,000
LESS RATE CGS EXCL \$	\$0	\$0	\$0	\$0	\$0	\$0	\$0	\$0	\$0
-	-	-	-	-	-	-	-	-	-
COSTS APPLICABLE TO PGC	\$29,594,000	\$20,998,000	\$17,611,000	\$17,521,000	\$17,392,000	\$16,844,000	\$21,783,000	\$36,647,000	\$178,390,000

VOLUMES - MCF

MCF PURCHASED FOR RESALE	5,333,288	2,874,843	1,814,502	1,595,625	1,553,304	1,612,313	3,017,440	6,243,020	24,044,334
LESS RATE IS EXCL MCF	(820)	(820)	(820)	(820)	(820)	(820)	(820)	(820)	(6,560)
LESS RATE TCS EXCL MCF	(11,630)	(10,120)	(7,580)	(4,440)	(4,470)	(4,290)	(4,710)	(8,730)	(55,970)
LESS RATE CGS EXCL MCF	0	0	0	0	0	0	0	0	0
<hr/>									
MCF APPLICABLE TO PGC	5,320,838	2,863,903	1,806,102	1,590,365	1,548,014	1,607,203	3,011,910	6,233,470	23,981,804

	Apr 25	May 25	Jun 25	Jul 25	Aug 25	Sep 25	Oct 25	Nov 25	TOTAL
TRANSCO: FT ZONE 1-6	\$651,000	\$672,000	\$651,000	\$672,000	\$672,000	\$651,000	\$672,000	\$651,000	\$5,292,000
TRANSCO: FT ZONE 2-6	\$921,000	\$952,000	\$921,000	\$952,000	\$952,000	\$921,000	\$952,000	\$921,000	\$7,492,000
TRANSCO: FT ZONE 3-6	\$2,017,000	\$2,085,000	\$2,017,000	\$2,085,000	\$2,085,000	\$2,017,000	\$2,085,000	\$2,017,000	\$16,408,000
TRANSCO: SENTINEL ZONE 5-6	\$415,000	\$429,000	\$415,000	\$429,000	\$429,000	\$415,000	\$429,000	\$415,000	\$3,376,000
TRANSCO: FT ZONE 6 TW DEMAND	\$0	\$0	\$0	\$0	\$0	\$0	\$0	\$0	\$0
TRANSCO: FT ZONE 6 LEIDY DEMAND	\$311,000	\$322,000	\$311,000	\$322,000	\$322,000	\$311,000	\$322,000	\$311,000	\$2,532,000
TRANSCO: GSS DEM CHARGE	\$281,000	\$291,000	\$281,000	\$291,000	\$291,000	\$281,000	\$291,000	\$281,000	\$2,288,000
TRANSCO: GSS CAPACITY	\$102,000	\$106,000	\$102,000	\$106,000	\$106,000	\$102,000	\$106,000	\$102,000	\$832,000
TRANSCO: WSS DEM CHARGE	\$81,000	\$84,000	\$81,000	\$84,000	\$84,000	\$81,000	\$84,000	\$81,000	\$660,000
TRANSCO: WSS CAPACITY	\$82,000	\$85,000	\$82,000	\$85,000	\$85,000	\$82,000	\$85,000	\$82,000	\$668,000
TRANSCO: S2 DEM CHARGE	\$224,000	\$231,000	\$224,000	\$231,000	\$231,000	\$224,000	\$231,000	\$224,000	\$1,820,000
TRANSCO: S2 CAPACITY	\$79,000	\$82,000	\$79,000	\$82,000	\$82,000	\$79,000	\$82,000	\$79,000	\$644,000
TRANSCO: REA	\$1,373,000	\$1,418,000	\$1,373,000	\$1,418,000	\$1,418,000	\$1,373,000	\$1,418,000	\$1,373,000	\$11,164,000
TETCO: CDS STX-AAB	\$144,000	\$144,000	\$144,000	\$144,000	\$144,000	\$144,000	\$144,000	\$144,000	\$1,152,000
TETCO: CDS ETX-AAB	\$28,000	\$28,000	\$28,000	\$28,000	\$28,000	\$28,000	\$28,000	\$28,000	\$224,000
TETCO: CDS WLA-AAB	\$79,000	\$79,000	\$79,000	\$79,000	\$79,000	\$79,000	\$79,000	\$79,000	\$632,000
TETCO: CDS ELA-AAB	\$92,000	\$92,000	\$92,000	\$92,000	\$92,000	\$92,000	\$92,000	\$92,000	\$736,000
TETCO: CDS M1-M3	\$863,000	\$863,000	\$863,000	\$863,000	\$863,000	\$863,000	\$863,000	\$863,000	\$6,904,000
TETCO: FT-1 STX-AAB #800231	\$100,000	\$100,000	\$100,000	\$100,000	\$100,000	\$100,000	\$100,000	\$100,000	\$800,000
TETCO: FT-1 ETX-AAB #800231	\$18,000	\$18,000	\$18,000	\$18,000	\$18,000	\$18,000	\$18,000	\$18,000	\$144,000
TETCO: FT-1 WLA-AAB #800231	\$54,000	\$54,000	\$54,000	\$54,000	\$54,000	\$54,000	\$54,000	\$54,000	\$432,000
TETCO: FT-1 ELA-AAB #800231	\$61,000	\$61,000	\$61,000	\$61,000	\$61,000	\$61,000	\$61,000	\$61,000	\$488,000
TETCO: FT-1 M1-M3 #800231	\$605,000	\$605,000	\$605,000	\$605,000	\$605,000	\$605,000	\$605,000	\$605,000	\$4,840,000
TETCO FT ELA -AAB #910510	\$108,000	\$108,000	\$108,000	\$108,000	\$108,000	\$108,000	\$108,000	\$108,000	\$864,000
TETCO: FT-1 M1-M3 #910510	\$605,000	\$605,000	\$605,000	\$605,000	\$605,000	\$605,000	\$605,000	\$605,000	\$4,840,000
TETCO: FT-1 M3 LINE 1A	\$124,000	\$124,000	\$124,000	\$124,000	\$124,000	\$124,000	\$124,000	\$124,000	\$992,000
TETCO: SS-1 DEM CHARGE	\$618,000	\$618,000	\$618,000	\$618,000	\$618,000	\$618,000	\$618,000	\$618,000	\$4,944,000
TETCO: SS-1 SPACE CHARGE	\$169,000	\$169,000	\$169,000	\$169,000	\$169,000	\$169,000	\$169,000	\$169,000	\$1,352,000
TETCO: FTS-2 DEMAND	\$136,000	\$136,000	\$136,000	\$136,000	\$136,000	\$136,000	\$136,000	\$136,000	\$1,088,000
TETCO: FTS-7 DEMAND	\$216,000	\$216,000	\$216,000	\$216,000	\$216,000	\$216,000	\$216,000	\$216,000	\$1,728,000
TETCO: FTS-8 DEMAND	\$85,000	\$85,000	\$85,000	\$85,000	\$85,000	\$85,000	\$85,000	\$85,000	\$680,000
TETCO: LLFT DEMAND	\$0	\$0	\$0	\$0	\$0	\$0	\$0	\$0	\$0
TETCO: M2 FT1 DEMAND	\$0	\$0	\$0	\$0	\$0	\$0	\$0	\$0	\$0
TETCO: FT- RIV DEMAND	\$435,000	\$435,000	\$435,000	\$435,000	\$435,000	\$435,000	\$435,000	\$435,000	\$3,480,000
UGI RATE XD	\$24,000	\$24,000	\$24,000	\$24,000	\$24,000	\$24,000	\$24,000	\$24,000	\$192,000
EASTERN SHORE: FT DEMAND	\$126,000	\$126,000	\$126,000	\$126,000	\$126,000	\$126,000	\$126,000	\$126,000	\$1,008,000
EASTERN SHORE: ADD'L FT DEMAND	\$0	\$0	\$0	\$0	\$0	\$0	\$0	\$0	\$0
EGTS: GSS STOR DEMAND (A)	\$93,000	\$93,000	\$93,000	\$93,000	\$93,000	\$93,000	\$93,000	\$93,000	\$744,000
EGTS: GSS STOR CAPACITY (A)	\$86,000	\$86,000	\$86,000	\$86,000	\$86,000	\$86,000	\$86,000	\$86,000	\$688,000
NEXTERA: AMA Fee DEMAND	\$78,000	\$78,000	\$78,000	\$78,000	\$78,000	\$78,000	\$78,000	\$78,000	\$624,000
TETCO: FT-ZONE 3 DEMAND	\$139,000	\$139,000	\$139,000	\$139,000	\$139,000	\$139,000	\$139,000	\$139,000	\$1,112,000
EGTS FT - WINTER	\$0	\$0	\$0	\$0	\$0	\$0	\$0	\$83,000	\$83,000
EGTS GSS STOR DEMAND (B)	\$37,000	\$37,000	\$37,000	\$37,000	\$37,000	\$37,000	\$37,000	\$37,000	\$296,000
EGTS GSS STOR CAPACITY (B)	\$36,000	\$36,000	\$36,000	\$36,000	\$36,000	\$36,000	\$36,000	\$36,000	\$288,000
EGTS: FT CAPACITY DEMAND CHARGE	\$0	\$0	\$0	\$0	\$0	\$0	\$0	\$0	\$0
TRANSCO PEAKING SERVICE Z1-Z6	\$0	\$0	\$0	\$0	\$0	\$0	\$0	\$0	\$0
TRANSCO PEAKING SERVICE Z2-Z6	\$0	\$0	\$0	\$0	\$0	\$0	\$0	\$0	\$0
TRANSCO PEAKING SERVICE Z3-Z6	\$0	\$0	\$0	\$0	\$0	\$0	\$0	\$0	\$0
LNG Trucking Call	\$0	\$0	\$0	\$0	\$0	\$0	\$0	\$0	\$0
Propane Trucking Call	\$0	\$0	\$0	\$0	\$0	\$0	\$0	\$0	\$0
Adelphia FT	\$308,000	\$308,000	\$308,000	\$308,000	\$308,000	\$308,000	\$308,000	\$308,000	\$2,464,000
CapRelCred/Off SysSale/AMAs	-\$1,000,000	-\$1,000,000	-\$1,000,000	-\$1,000,000	-\$1,000,000	-\$1,000,000	-\$1,000,000	-\$1,000,000	-\$8,000,000
TOTAL	\$11,004,000	\$11,224,000	\$11,004,000	\$11,224,000	\$11,224,000	\$11,004,000	\$11,224,000	\$11,087,000	\$88,995,000

	Apr 25	May 25	Jun 25	Jul 25	Aug 25	Sep 25	Oct 25	Nov 25	TOTAL
SUPPLIERS - TRANSCO	2,415,887	2,459,523	1,902,287	1,954,058	2,259,124	2,195,844	2,969,605	3,052,099	19,208,427
SUPPLIERS - TETCO	3,097,956	2,887,573	2,269,239	2,066,914	1,717,976	1,766,078	2,525,316	3,404,832	19,735,883
LP-AIR PEAK SHAVING	0	0	0	0	0	0	0	0	0
LNG INJECTION	0	-84,776	-82,042	-84,776	-84,776	-82,042	-84,776	0	-503,189
LNG WITHDRAWAL	15,000	15,500	15,000	15,500	15,500	15,000	15,500	15,000	122,000
STG INJ: TRANSCO WSS	0	-403,749	-390,725	-403,749	-403,749	-390,725	-403,749	0	-2,396,447
STG INJ: TRANSCO GSS	0	-297,779	-288,173	-297,779	-297,779	-288,173	-297,779	0	-1,767,463
STG INJ: TRANSCO S2	0	-353,644	-342,236	-353,644	-353,644	-342,236	-353,644	0	-2,099,050
STG INJ: TETCO SS-1	0	-672,543	-650,848	-672,543	-672,543	-650,848	-672,543	0	-3,991,870
STG INJ: EGTS GSS	0	-402,982	-389,983	-402,982	-402,982	-389,983	-402,982	0	-2,391,895
STG INJ: NEXTERA GSS	0	-166,867	-161,484	-166,867	-166,867	-161,484	-166,867	0	-990,437
STG WDL: TRANSCO WSS	0	0	0	0	0	0	0	0	0
STG WDL: TRANSCO GSS	0	0	0	0	0	0	0	0	0
STG WDL: TRANSCO S2	0	0	0	0	0	0	0	0	0
STG WDL: TETCO SS-1	0	0	0	0	0	0	0	0	0
STG WDL: EGTS GSS	0	0	0	0	0	0	0	0	0
STG WDL: NEXTERA GSS	0	0	0	0	0	0	0	0	0

TOTAL COMM QUANTITY -DTH	5,528,842	2,980,254	1,881,033	1,654,131	1,610,258	1,671,431	3,128,079	6,471,931	24,925,960
TOTAL COMM QUANTITY -MCF	5,333,288	2,874,843	1,814,502	1,595,625	1,553,304	1,612,313	3,017,440	6,243,020	24,044,334

	Apr 25	May 25	Jun 25	Jul 25	Aug 25	Sep 25	Oct 25	Nov 25
SUPPLIERS - TRANSCO	\$3.37	\$3.30	\$3.53	\$3.82	\$3.84	\$3.51	\$3.38	\$3.96
SUPPLIERS - TETCO	\$3.37	\$3.30	\$3.53	\$3.82	\$3.84	\$3.51	\$3.38	\$3.96
LP-AIR PEAK SHAVING	\$12.07	\$12.07	\$12.07	\$12.07	\$12.07	\$12.07	\$12.07	\$12.07
LNG INJECTION	\$3.37	\$3.30	\$3.53	\$3.82	\$3.84	\$3.51	\$3.38	\$3.96
LNG WITHDRAWAL	\$3.43	\$3.52	\$3.62	\$3.74	\$3.84	\$3.90	\$3.94	\$3.94
STG INJ: TRANSCO WSS	\$3.37	\$3.30	\$3.53	\$3.82	\$3.84	\$3.51	\$3.38	\$3.96
STG INJ: TRANSCO GSS	\$3.37	\$3.30	\$3.53	\$3.82	\$3.84	\$3.51	\$3.38	\$3.96
STG INJ: TRANSCO S2	\$3.37	\$3.30	\$3.53	\$3.82	\$3.84	\$3.51	\$3.38	\$3.96
STG INJ: TETCO SS-1	\$3.37	\$3.30	\$3.53	\$3.82	\$3.84	\$3.51	\$3.38	\$3.96
STG INJ: EGTS GSS	\$3.37	\$3.30	\$3.53	\$3.82	\$3.84	\$3.51	\$3.38	\$3.96
STG INJ: NEXTERA GSS	\$3.37	\$3.30	\$3.53	\$3.82	\$3.84	\$3.51	\$3.38	\$3.96
STG WDL: TRANSCO WSS	\$2.27	\$2.62	\$2.84	\$3.05	\$3.18	\$3.23	\$3.26	\$3.26
STG WDL: TRANSCO GSS	\$2.27	\$2.62	\$2.84	\$3.05	\$3.18	\$3.23	\$3.26	\$3.26
STG WDL: TRANSCO S2	\$2.27	\$2.62	\$2.84	\$3.05	\$3.18	\$3.23	\$3.26	\$3.26
STG WDL: TETCO SS-1	\$2.27	\$2.62	\$2.84	\$3.05	\$3.18	\$3.23	\$3.26	\$3.26
STG WDL: EGTS GSS	\$2.27	\$2.62	\$2.84	\$3.05	\$3.18	\$3.23	\$3.26	\$3.26
STG WDL: NEXTERA GSS	\$2.27	\$2.62	\$2.84	\$3.05	\$3.18	\$3.23	\$3.26	\$3.26

SECTION 7 - PGC #43

SUMMARY OF COSTS AND VOLUMES
 PERIOD: 12/01/2025 through 11/30/2026

SECTION 7
 PAGE 1 OF 8

	Dec-25	Jan-26	Feb-26	Mar-26	Apr-26	May-26	Jun-26	Jul-26	Aug-26	Sep-26	Oct-26	Nov-26	TOTAL
FUEL COSTS - \$													
PIPELINE LONG HAUL FT DEMAND	\$8,916,300	\$8,916,300	\$8,336,300	\$8,788,300	\$8,598,300	\$8,788,300	\$8,598,300	\$8,788,300	\$8,788,300	\$8,598,300	\$8,788,300	\$8,598,300	\$104,503,600
STORAGE & STORAGE RELATED COS	\$2,519,000	\$2,519,000	\$2,434,000	\$2,519,000	\$2,406,000	\$2,436,000	\$2,406,000	\$2,436,000	\$2,436,000	\$2,406,000	\$2,436,000	\$2,489,000	\$29,442,000
TOTAL COMM COSTS	\$43,554,250	\$59,977,250	\$52,253,000	\$40,118,500	\$19,601,000	\$10,234,000	\$6,547,000	\$6,077,000	\$5,843,000	\$5,446,000	\$9,909,000	\$23,909,000	\$283,469,000
TOTAL FUEL COSTS	\$54,989,550	\$71,412,550	\$63,023,300	\$51,425,800	\$30,605,300	\$21,458,300	\$17,551,300	\$17,301,300	\$17,067,300	\$16,450,300	\$21,133,300	\$34,996,300	\$417,414,600
LESS RATE IS EXCL \$	-\$3,000	-\$3,000	-\$3,000	-\$3,000	-\$3,000	-\$3,000	-\$3,000	-\$3,000	-\$3,000	-\$2,000	-\$2,000	-\$3,000	-\$34,000
LESS RATE TCS EXCL \$	-\$89,000	-\$136,000	-\$125,000	-\$101,000	-\$62,000	-\$52,000	-\$39,000	-\$23,000	-\$23,000	-\$21,000	-\$23,000	-\$47,000	-\$741,000
LESS RATE CGS EXCL \$	\$0	\$0	\$0	\$0	\$0	\$0	\$0	\$0	\$0	\$0	\$0	\$0	\$0
COSTS APPLICABLE TO PGC	\$54,897,550	\$71,273,550	\$62,895,300	\$51,321,800	\$30,540,300	\$21,403,300	\$17,509,300	\$17,275,300	\$17,041,300	\$16,427,300	\$21,108,300	\$34,946,300	\$416,639,600
MCF PURCHASED FOR RESALE	10,396,976	13,285,214	11,684,214	9,761,966	5,378,149	2,965,888	1,899,472	1,682,244	1,638,423	1,695,390	3,116,065	6,321,753	69,825,754
LESS RATE IS EXCL MCF	(820)	(820)	(820)	(820)	(820)	(820)	(820)	(820)	(820)	(820)	(820)	(820)	(9,840)
LESS RATE TCS EXCL MCF	(15,240)	(22,190)	(20,580)	(17,640)	(11,630)	(10,120)	(7,580)	(4,440)	(4,470)	(4,290)	(4,710)	(8,730)	(131,620)
LESS RATE CGS EXCL MCF	0	0	0	0	0	0	0	0	0	0	0	0	0
MCF APPLICABLE TO PGC	10,380,916	13,262,204	11,662,814	9,743,506	5,365,699	2,954,948	1,891,072	1,676,984	1,633,133	1,690,280	3,110,535	6,312,203	69,684,294

	Dec-25	Jan-26	Feb-26	Mar-26	Apr-26	May-26	Jun-26	Jul-26	Aug-26	Sep-26	Oct-26	Nov-26	TOTAL
TRANSCO: FT ZONE 1-6	\$672,000	\$672,000	\$607,000	\$672,000	\$651,000	\$672,000	\$651,000	\$672,000	\$672,000	\$651,000	\$672,000	\$651,000	\$7,915,000
TRANSCO: FT ZONE 2-6	\$952,000	\$952,000	\$860,000	\$952,000	\$921,000	\$952,000	\$921,000	\$952,000	\$952,000	\$921,000	\$952,000	\$921,000	\$11,208,000
TRANSCO: FT ZONE 3-6	\$2,085,000	\$2,085,000	\$1,883,000	\$2,085,000	\$2,017,000	\$2,085,000	\$2,017,000	\$2,085,000	\$2,085,000	\$2,017,000	\$2,085,000	\$2,017,000	\$24,546,000
TRANSCO: SENTINEL ZONE 5-6	\$429,000	\$429,000	\$388,000	\$429,000	\$415,000	\$429,000	\$415,000	\$429,000	\$429,000	\$415,000	\$429,000	\$415,000	\$5,051,000
TRANSCO: FT ZONE 6 TW DEMAND	\$0	\$0	\$0	\$0	\$0	\$0	\$0	\$0	\$0	\$0	\$0	\$0	\$0
TRANSCO: FT ZONE 6 LEIDY DEMAND	\$322,000	\$322,000	\$291,000	\$322,000	\$311,000	\$322,000	\$311,000	\$322,000	\$322,000	\$311,000	\$322,000	\$311,000	\$3,789,000
TRANSCO: GSS DEM CHARGE	\$291,000	\$291,000	\$263,000	\$291,000	\$281,000	\$291,000	\$281,000	\$291,000	\$291,000	\$281,000	\$291,000	\$281,000	\$3,424,000
TRANSCO: GSS CAPACITY	\$106,000	\$106,000	\$96,000	\$106,000	\$102,000	\$106,000	\$102,000	\$106,000	\$106,000	\$102,000	\$106,000	\$102,000	\$1,246,000
TRANSCO: WSS DEM CHARGE	\$84,000	\$84,000	\$76,000	\$84,000	\$81,000	\$84,000	\$81,000	\$84,000	\$84,000	\$81,000	\$84,000	\$81,000	\$988,000
TRANSCO: WSS CAPACITY	\$85,000	\$85,000	\$76,000	\$85,000	\$82,000	\$85,000	\$82,000	\$85,000	\$85,000	\$82,000	\$85,000	\$82,000	\$999,000
TRANSCO: S2 DEM CHARGE	\$231,000	\$231,000	\$209,000	\$231,000	\$224,000	\$231,000	\$224,000	\$231,000	\$231,000	\$224,000	\$231,000	\$224,000	\$2,722,000
TRANSCO: S2 CAPACITY	\$82,000	\$82,000	\$74,000	\$82,000	\$79,000	\$82,000	\$79,000	\$82,000	\$82,000	\$79,000	\$82,000	\$79,000	\$964,000
TRANSCO: REA	\$1,418,000	\$1,418,000	\$1,281,000	\$1,418,000	\$1,373,000	\$1,418,000	\$1,373,000	\$1,418,000	\$1,418,000	\$1,373,000	\$1,418,000	\$1,373,000	\$16,699,000
TETCO: CDS STX-AAB	\$144,000	\$144,000	\$144,000	\$144,000	\$144,000	\$144,000	\$144,000	\$144,000	\$144,000	\$144,000	\$144,000	\$144,000	\$1,728,000
TETCO: CDS ETX-AAB	\$28,000	\$28,000	\$28,000	\$28,000	\$28,000	\$28,000	\$28,000	\$28,000	\$28,000	\$28,000	\$28,000	\$28,000	\$336,000
TETCO: CDS WLA-AAB	\$79,000	\$79,000	\$79,000	\$79,000	\$79,000	\$79,000	\$79,000	\$79,000	\$79,000	\$79,000	\$79,000	\$79,000	\$948,000
TETCO: CDS ELA-AAB	\$92,000	\$92,000	\$92,000	\$92,000	\$92,000	\$92,000	\$92,000	\$92,000	\$92,000	\$92,000	\$92,000	\$92,000	\$1,104,000
TETCO: CDS M1-M3	\$863,000	\$863,000	\$863,000	\$863,000	\$863,000	\$863,000	\$863,000	\$863,000	\$863,000	\$863,000	\$863,000	\$863,000	\$10,356,000
TETCO: FT-1 STX-AAB #800231	\$100,000	\$100,000	\$100,000	\$100,000	\$100,000	\$100,000	\$100,000	\$100,000	\$100,000	\$100,000	\$100,000	\$100,000	\$1,200,000
TETCO: FT-1 ETX-AAB #800231	\$18,000	\$18,000	\$18,000	\$18,000	\$18,000	\$18,000	\$18,000	\$18,000	\$18,000	\$18,000	\$18,000	\$18,000	\$216,000
TETCO: FT-1 WLA-AAB #800231	\$54,000	\$54,000	\$54,000	\$54,000	\$54,000	\$54,000	\$54,000	\$54,000	\$54,000	\$54,000	\$54,000	\$54,000	\$648,000
TETCO: FT-1 ELA-AAB #800231	\$61,000	\$61,000	\$61,000	\$61,000	\$61,000	\$61,000	\$61,000	\$61,000	\$61,000	\$61,000	\$61,000	\$61,000	\$732,000
TETCO: FT-1 M1-M3 #800231	\$605,000	\$605,000	\$605,000	\$605,000	\$605,000	\$605,000	\$605,000	\$605,000	\$605,000	\$605,000	\$605,000	\$605,000	\$7,260,000
TETCO FT ELA -AAB #910510	\$108,000	\$108,000	\$108,000	\$108,000	\$108,000	\$108,000	\$108,000	\$108,000	\$108,000	\$108,000	\$108,000	\$108,000	\$1,296,000
TETCO: FT-1 M1-M3 #910510	\$605,000	\$605,000	\$605,000	\$605,000	\$605,000	\$605,000	\$605,000	\$605,000	\$605,000	\$605,000	\$605,000	\$605,000	\$7,260,000
TETCO: FT-1 M3 LINE 1A	\$124,000	\$124,000	\$124,000	\$124,000	\$124,000	\$124,000	\$124,000	\$124,000	\$124,000	\$124,000	\$124,000	\$124,000	\$1,488,000
TETCO: SS-1 DEM CHARGE	\$618,000	\$618,000	\$618,000	\$618,000	\$618,000	\$618,000	\$618,000	\$618,000	\$618,000	\$618,000	\$618,000	\$618,000	\$7,416,000
TETCO: SS-1 SPACE CHARGE	\$169,000	\$169,000	\$169,000	\$169,000	\$169,000	\$169,000	\$169,000	\$169,000	\$169,000	\$169,000	\$169,000	\$169,000	\$2,028,000
TETCO: FTS-2 DEMAND	\$136,000	\$136,000	\$136,000	\$136,000	\$136,000	\$136,000	\$136,000	\$136,000	\$136,000	\$136,000	\$136,000	\$136,000	\$1,632,000
TETCO: FTS-7 DEMAND	\$216,000	\$216,000	\$216,000	\$216,000	\$216,000	\$216,000	\$216,000	\$216,000	\$216,000	\$216,000	\$216,000	\$216,000	\$2,592,000
TETCO: FTS-8 DEMAND	\$85,000	\$85,000	\$85,000	\$85,000	\$85,000	\$85,000	\$85,000	\$85,000	\$85,000	\$85,000	\$85,000	\$85,000	\$1,020,000
TETCO: LLFT DEMAND	\$0	\$0	\$0	\$0	\$0	\$0	\$0	\$0	\$0	\$0	\$0	\$0	\$0
TETCO: M2 FT1 DEMAND	\$300	\$300	\$300	\$300	\$300	\$300	\$300	\$300	\$300	\$300	\$300	\$300	\$3,600
TETCO: FT- RIV DEMAND	\$435,000	\$435,000	\$435,000	\$435,000	\$435,000	\$435,000	\$435,000	\$435,000	\$435,000	\$435,000	\$435,000	\$435,000	\$5,220,000
UGI RATE XD	\$24,000	\$24,000	\$24,000	\$24,000	\$24,000	\$24,000	\$24,000	\$24,000	\$24,000	\$24,000	\$24,000	\$24,000	\$288,000
EASTERN SHORE: FT DEMAND	\$126,000	\$126,000	\$126,000	\$126,000	\$126,000	\$126,000	\$126,000	\$126,000	\$126,000	\$126,000	\$126,000	\$126,000	\$1,512,000
EASTERN SHORE: ADD'L FT DEMAND	\$0	\$0	\$0	\$0	\$0	\$0	\$0	\$0	\$0	\$0	\$0	\$0	\$0
EGTS: GSS STOR DEMAND (A)	\$93,000	\$93,000	\$93,000	\$93,000	\$93,000	\$93,000	\$93,000	\$93,000	\$93,000	\$93,000	\$93,000	\$93,000	\$1,116,000
EGTS: GSS STOR CAPACITY (A)	\$86,000	\$86,000	\$86,000	\$86,000	\$86,000	\$86,000	\$86,000	\$86,000	\$86,000	\$86,000	\$86,000	\$86,000	\$1,032,000
NEXTERA: AMA Fee DEMAND	\$78,000	\$78,000	\$78,000	\$78,000	\$78,000	\$78,000	\$78,000	\$78,000	\$78,000	\$78,000	\$78,000	\$78,000	\$936,000
TETCO: FT-ZONE 3 DEMAND	\$139,000	\$139,000	\$139,000	\$139,000	\$139,000	\$139,000	\$139,000	\$139,000	\$139,000	\$139,000	\$139,000	\$139,000	\$1,668,000
EGTS FT - WINTER	\$83,000	\$83,000	\$83,000	\$83,000	\$0	\$0	\$0	\$0	\$0	\$0	\$0	\$83,000	\$415,000
EGTS: GSS STOR DEMAND (B)	\$37,000	\$37,000	\$37,000	\$37,000	\$37,000	\$37,000	\$37,000	\$37,000	\$37,000	\$37,000	\$37,000	\$37,000	\$444,000
EGTS: GSS STOR CAPACITY (B)	\$36,000	\$36,000	\$36,000	\$36,000	\$36,000	\$36,000	\$36,000	\$36,000	\$36,000	\$36,000	\$36,000	\$36,000	\$432,000
EGTS: FT CAPACITY DEMAND CHARGE	\$0	\$0	\$0	\$0	\$0	\$0	\$0	\$0	\$0	\$0	\$0	\$0	\$0
TRANSCO PEAKING SERVICE Z1-Z6	\$37,000	\$37,000	\$34,000	\$0	\$0	\$0	\$0	\$0	\$0	\$0	\$0	\$0	\$108,000
TRANSCO PEAKING SERVICE Z2-Z6	\$53,000	\$53,000	\$48,000	\$0	\$0	\$0	\$0	\$0	\$0	\$0	\$0	\$0	\$154,000
TRANSCO PEAKING SERVICE Z3-Z6	\$38,000	\$38,000	\$34,000	\$0	\$0	\$0	\$0	\$0	\$0	\$0	\$0	\$0	\$110,000
LNG Trucking Call	\$0	\$0	\$0	\$0	\$0	\$0	\$0	\$0	\$0	\$0	\$0	\$0	\$0
Propane Trucking Call	\$0	\$0	\$0	\$0	\$0	\$0	\$0	\$0	\$0	\$0	\$0	\$0	\$0
Adelphia FT	\$308,000	\$308,000	\$308,000	\$308,000	\$308,000	\$308,000	\$308,000	\$308,000	\$308,000	\$308,000	\$308,000	\$308,000	\$3,696,000
CapRelCred/Off SysSale/AMAs	-\$1,000,000	-\$1,000,000	-\$1,000,000	-\$1,000,000	-\$1,000,000	-\$1,000,000	-\$1,000,000	-\$1,000,000	-\$1,000,000	-\$1,000,000	-\$1,000,000	-\$1,000,000	-\$12,000,000
Total	\$11,435,300	\$11,435,300	\$10,770,300	\$11,307,300	\$11,004,300	\$11,224,300	\$11,004,300	\$11,224,300	\$11,224,300	\$11,004,300	\$11,224,300	\$11,087,300	\$133,945,600

	Dec-25	Jan-26	Feb-26	Mar-26	Apr-26	May-26	Jun-26	Jul-26	Aug-26	Sep-26	Oct-26	Nov-26	TOTAL
SUPPLIERS - TRANSCO	3,286,258	3,819,803	4,142,122	3,689,979	2,436,263	2,619,645	2,054,427	2,120,999	2,453,373	2,379,666	3,161,981	3,090,680	35,255,194
SUPPLIERS - TETCO	3,033,469	4,544,772	4,194,231	4,533,098	3,124,085	3,075,562	2,450,727	2,243,497	1,865,695	1,913,923	2,688,909	3,447,871	37,115,837
LP-AIR PEAK SHAVING	0	0	0	0	0	0	0	0	0	0	0	0	0
LNG INJECTION	0	0	0	0	0	-185,697	-179,707	-185,697	-185,697	-179,707	-185,697	0	-1,102,200
LNG WITHDRAWAL	254,969	254,969	230,294	254,969	15,000	15,500	15,000	15,500	15,500	15,000	15,500	15,000	1,117,200
STG INJ: TRANSCO WSS	0	0	0	0	0	-465,947	-450,916	-465,947	-465,947	-450,916	-465,947	0	-2,765,619
STG INJ: TRANSCO GSS	0	0	0	0	0	-337,023	-326,151	-337,023	-337,023	-326,151	-337,023	0	-2,000,393
STG INJ: TRANSCO S2	0	0	0	0	0	-353,719	-342,309	-353,719	-353,719	-342,309	-353,719	0	-2,099,495
STG INJ: TETCO SS-1	0	0	0	0	0	-696,509	-674,041	-696,509	-696,509	-674,041	-696,509	0	-4,134,118
STG INJ: EGTS GSS	0	0	0	0	0	-420,273	-406,716	-420,273	-420,273	-406,716	-420,273	0	-2,494,522
STG INJ: NEXTERA GSS	0	0	0	0	0	-176,902	-171,196	-176,902	-176,902	-171,196	-176,902	0	-1,050,000
STG WDL: TRANSCO WSS	749,414	898,872	597,732	519,601	0	0	0	0	0	0	0	0	2,765,619
STG WDL: TRANSCO GSS	591,335	709,266	417,918	281,873	0	0	0	0	0	0	0	0	2,000,393
STG WDL: TRANSCO S2	712,620	854,739	411,694	120,442	0	0	0	0	0	0	0	0	2,099,495
STG WDL: TETCO SS-1	1,102,431	1,433,161	1,378,039	220,487	0	0	0	0	0	0	0	0	4,134,118
STG WDL: EGTS GSS	737,404	884,466	521,151	351,501	0	0	0	0	0	0	0	0	2,494,522
STG WDL: NEXTERA GSS	310,300	372,292	219,454	147,955	0	0	0	0	0	0	0	0	1,050,000
TOTAL COMM QUANTITY -DTH	10,778,199	13,772,339	12,112,635	10,119,905	5,575,348	3,074,637	1,969,119	1,743,926	1,698,498	1,757,554	3,230,321	6,553,551	72,386,031
TOTAL COMM QUANTITY -MCF	10,396,976	13,285,214	11,684,214	9,761,966	5,378,149	2,965,888	1,899,472	1,682,244	1,638,423	1,695,390	3,116,065	6,321,753	69,825,754

	Dec-25	Jan-26	Feb-26	Mar-26	Apr-26	May-26	Jun-26	Jul-26	Aug-26	Sep-26	Oct-26	Nov-26
SUPPLIERS - TRANSCO	\$4.54	\$5.01	\$4.75	\$4.10	\$3.51	\$3.38	\$3.41	\$3.56	\$3.53	\$3.21	\$3.14	\$3.65
SUPPLIERS - TETCO	\$4.54	\$5.01	\$4.75	\$4.10	\$3.51	\$3.38	\$3.41	\$3.56	\$3.53	\$3.21	\$3.14	\$3.65
LP-AIR PEAK SHAVING	\$12.07	\$12.07	\$12.07	\$12.07	\$12.07	\$12.07	\$12.07	\$12.07	\$12.07	\$12.07	\$12.07	\$12.07
LNG INJECTION	\$3.94	\$3.94	\$3.94	\$3.94	\$3.94	\$4.19	\$4.30	\$4.41	\$4.47	\$4.44	\$4.40	\$4.40
LNG WITHDRAWAL	\$3.94	\$3.94	\$3.94	\$3.94	\$3.94	\$4.19	\$4.30	\$4.41	\$4.47	\$4.44	\$4.40	\$4.40
STG INJ: TRANSCO WSS	\$4.54	\$5.01	\$4.75	\$4.10	\$3.51	\$3.38	\$3.41	\$3.56	\$3.53	\$3.21	\$3.14	\$3.65
STG INJ: TRANSCO GSS	\$4.54	\$5.01	\$4.75	\$4.10	\$3.51	\$3.38	\$3.41	\$3.56	\$3.53	\$3.21	\$3.14	\$3.65
STG INJ: TRANSCO S2	\$4.54	\$5.01	\$4.75	\$4.10	\$3.51	\$3.38	\$3.41	\$3.56	\$3.53	\$3.21	\$3.14	\$3.65
STG INJ: TETCO SS-1	\$4.54	\$5.01	\$4.75	\$4.10	\$3.51	\$3.38	\$3.41	\$3.56	\$3.53	\$3.21	\$3.14	\$3.65
STG INJ: EGTS GSS	\$4.54	\$5.01	\$4.75	\$4.10	\$3.51	\$3.38	\$3.41	\$3.56	\$3.53	\$3.21	\$3.14	\$3.65
STG INJ: NEXTERA GSS	\$4.54	\$5.01	\$4.75	\$4.10	\$3.51	\$3.38	\$3.41	\$3.56	\$3.53	\$3.21	\$3.14	\$3.65
STG WDL: TRANSCO WSS	\$3.25	\$3.26	\$3.26	\$3.25	\$3.25	\$3.32	\$3.35	\$3.41	\$3.44	\$3.41	\$3.38	\$3.38
STG WDL: TRANSCO GSS	\$3.25	\$3.26	\$3.26	\$3.25	\$3.25	\$3.32	\$3.35	\$3.41	\$3.44	\$3.41	\$3.38	\$3.38
STG WDL: TRANSCO S2	\$3.25	\$3.26	\$3.26	\$3.25	\$3.25	\$3.32	\$3.35	\$3.41	\$3.44	\$3.41	\$3.38	\$3.38
STG WDL: TETCO SS-1	\$3.25	\$3.26	\$3.26	\$3.25	\$3.25	\$3.32	\$3.35	\$3.41	\$3.44	\$3.41	\$3.38	\$3.38
STG WDL: EGTS GSS	\$3.25	\$3.26	\$3.26	\$3.25	\$3.25	\$3.32	\$3.35	\$3.41	\$3.44	\$3.41	\$3.38	\$3.38
STG WDL: NEXTERA GSS	\$3.25	\$3.26	\$3.26	\$3.25	\$3.25	\$3.32	\$3.35	\$3.41	\$3.44	\$3.41	\$3.38	\$3.38

	Dec-25	Jan-26	Feb-26	Mar-26	Apr-26	May-26	Jun-26	Jul-26	Aug-26	Sep-26	Oct-26	Nov-26	TOTAL
SUPPLIERS - TRANSCO	\$14,911,000	\$19,143,000	\$19,676,000	\$15,120,000	\$8,562,000	\$8,845,000	\$6,996,000	\$7,558,000	\$8,665,000	\$7,643,000	\$9,918,000	\$11,270,000	\$138,307,000
SUPPLIERS - TETCO	\$13,764,000	\$22,776,000	\$19,923,000	\$18,575,000	\$10,980,000	\$10,385,000	\$8,345,000	\$7,994,000	\$6,590,000	\$6,147,000	\$8,434,000	\$12,573,000	\$146,486,000
LP-AIR PEAK SHAVING	\$0	\$0	\$0	\$0	\$0	\$0	\$0	\$0	\$0	\$0	\$0	\$0	\$0
LNG INJECTION	\$0	\$0	\$0	\$0	\$0	-\$778,000	-\$773,000	-\$819,000	-\$830,000	-\$798,000	-\$817,000	\$0	-\$4,815,000
LNG WITHDRAWAL	\$1,005,000	\$1,005,000	\$907,000	\$1,005,000	\$59,000	\$65,000	\$65,000	\$68,000	\$69,000	\$67,000	\$68,000	\$66,000	\$4,449,000
STG INJ: TRANSCO WSS	\$0	\$0	\$0	\$0	\$0	-\$1,575,000	-\$1,538,000	-\$1,659,000	-\$1,645,000	-\$1,447,000	-\$1,463,000	\$0	-\$9,327,000
STG INJ: TRANSCO GSS	\$0	\$0	\$0	\$0	\$0	-\$1,139,000	-\$1,112,000	-\$1,200,000	-\$1,190,000	-\$1,047,000	-\$1,058,000	\$0	-\$6,746,000
STG INJ: TRANSCO S2	\$0	\$0	\$0	\$0	\$0	-\$1,196,000	-\$1,167,000	-\$1,259,000	-\$1,249,000	-\$1,099,000	-\$1,111,000	\$0	-\$7,081,000
STG INJ: TETCO SS-1	\$0	\$0	\$0	\$0	\$0	-\$2,354,000	-\$2,298,000	-\$2,480,000	-\$2,459,000	-\$2,164,000	-\$2,187,000	\$0	-\$13,942,000
STG INJ: EGTS GSS	\$0	\$0	\$0	\$0	\$0	-\$1,421,000	-\$1,387,000	-\$1,496,000	-\$1,484,000	-\$1,306,000	-\$1,320,000	\$0	-\$8,414,000
STG INJ: NEXTERA GSS	\$0	\$0	\$0	\$0	\$0	-\$598,000	-\$584,000	-\$630,000	-\$624,000	-\$550,000	-\$555,000	\$0	-\$3,541,000
STG WDL: TRANSCO WSS	\$2,436,000	\$2,930,000	\$1,949,000	\$1,689,000	\$0	\$0	\$0	\$0	\$0	\$0	\$0	\$0	\$9,004,000
STG WDL: TRANSCO GSS	\$1,922,000	\$2,312,000	\$1,362,000	\$916,000	\$0	\$0	\$0	\$0	\$0	\$0	\$0	\$0	\$6,512,000
STG WDL: TRANSCO S2	\$2,316,000	\$2,786,000	\$1,342,000	\$391,000	\$0	\$0	\$0	\$0	\$0	\$0	\$0	\$0	\$6,835,000
STG WDL: TETCO SS-1	\$3,583,000	\$4,672,000	\$4,492,000	\$717,000	\$0	\$0	\$0	\$0	\$0	\$0	\$0	\$0	\$13,464,000
STG WDL: EGTS GSS	\$2,397,000	\$2,883,000	\$1,699,000	\$1,142,000	\$0	\$0	\$0	\$0	\$0	\$0	\$0	\$0	\$8,121,000
STG WDL: NEXTERA GSS	\$1,008,000	\$1,214,000	\$715,000	\$481,000	\$0	\$0	\$0	\$0	\$0	\$0	\$0	\$0	\$3,418,000
STG WDL: VARIABLE COSTS	\$189,000	\$233,000	\$167,000	\$60,000	\$0	\$0	\$0	\$0	\$0	\$0	\$0	\$0	\$649,000
EASTER SHORE VARIABLE COST	\$0	\$0	\$0	\$0	\$0	\$0	\$0	\$0	\$0	\$0	\$0	\$0	\$0
EGTS FT VARIABLE CHARGES	\$23,250	\$23,250	\$21,000	\$22,500	\$0	\$0	\$0	\$0	\$0	\$0	\$0	\$0	\$90,000
TOTAL \$	\$43,554,250	\$59,977,250	\$52,253,000	\$40,118,500	\$19,601,000	\$10,234,000	\$6,547,000	\$6,077,000	\$5,843,000	\$5,446,000	\$9,909,000	\$23,909,000	\$283,469,000
AVG COMM \$/DTH	\$4.04	\$4.35	\$4.31	\$3.96	\$3.52	\$3.33	\$3.32	\$3.48	\$3.44	\$3.10	\$3.07	\$3.65	\$3.92
AVG COMM \$/MCF	\$3.90	\$4.20	\$4.16	\$3.82	\$3.40	\$3.21	\$3.20	\$3.36	\$3.32	\$2.99	\$2.96	\$3.52	\$3.78

CURRENT FUEL PROCUREMENT PRACTICES

PECO Energy Company (“PECO” or the “Company”) continues its long-standing commitment to minimizing overall purchased gas costs while maintaining secure, long-term supply and deliverability to meet the demand of its firm customers, a significant portion of which is weather sensitive.

To understand PECO’s least cost gas procurement strategy, a brief overview of PECO’s supply and capacity portfolio is necessary. PECO’s capacity portfolio consists of three distinct tiers: (1) firm transportation services; (2) firm storage services (Tier I Balancing Assets); and (3) peaking capacity, which consists of PECO-owned liquefied natural gas (“LNG”) and propane-air facilities and third-party delivered peaking services (including Tier II Balancing Assets, as discussed below). In general, PECO purchases gas directly from suppliers in producing areas and has such gas transported to PECO’s city gate (“CG”) or to storage injection points pursuant to PECO’s contracts with interstate pipelines. PECO supplements this supply from an array of supply and storage contracts with pipelines and natural gas suppliers to satisfy daily demand requirements, as more fully discussed below.

FIRM TRANSPORTATION CONTRACTS

As shown in the table below, PECO has eighteen (18) firm transportation contracts with five interstate pipelines – Texas Eastern (“TETCO”), Transcontinental (“Transco”), Eastern Gas Transmission (“EGT”), Eastern Shore Natural Gas (“Eastern Shore”) and Adelphia. The transportation contracts have various receipt areas, delivery areas and associations with storage or upstream contracts; accordingly the contracts are utilized in different ways. The different contract functionalities can be divided into four categories:

- A. Under contracts 1, 2, 5, 6, 7, 8, 11 and 18, PECO flows gas purchased from production areas under long-term, seasonal, and spot purchase agreements with its suppliers to PECO’s distribution system.
- B. Contracts 3 and 4 have dual functionality. In addition to the functionality described in category (A) above, they are also used to transport withdrawals from WSS Storage. Taken together, contracts in categories (A) and (B) represent about one third of PECO’s peak day supply.
- C. Contracts 9, 10, 15 and 16 are used to transport gas withdrawals from pipeline storage to PECO’s CG.
- D. Contracts 12, 13, 14 and 17 are utilized to transport gas from an interconnect with an upstream contract in category (A) or (B) to specific locations on PECO’s distribution system.

Firm Transportation Contracts on Interstate Pipelines							
	Pipeline	Name	Contract #	Dth/d	Receipt Area	Delivery Area	Notes
1	Transco	Transco Sentinel	1089628	25,000	Transco Z5	PECO CG	
2	Transco	Transco Leidy/TW	1044182	30,000	Leidy	PECO CG	
3	Transco	Transco Winter FT	1005000	4,554	Gulf	PECO CG	Can be used for WSS withdrawals
4	Transco	FT	1003693	154,278	Gulf	PECO CG	Can be used for WSS withdrawals
5	TETCO	FT-1	800231	35,000	Gulf/SW PA	PECO CG	
6	TETCO	FT-1	910510	35,000	Gulf/SW PA	PECO CG	
7	TETCO	CDS	800407	49,286	Gulf/SW PA	PECO CG	
8	TETCO	FTS-2	330614	13,486	SW PA	PECO CG	
9	TETCO	FTS-7	331718	24,170	DTI GSS-A	PECO CG	Only Transports DTI GSS withdrawals
10	TETCO	FTS-8	331817	9,850	DTI GSS A	PECO CG	Only Transports DTI GSS withdrawals
11	TETCO	FT Flex -X	800503	29,210	TETCO M2	PECO CG	
12	TETCO	FT-1	800523	120,000	Eagle Pa	Philly lateral	Upstream deliv. via TETCO FT or CDS
13	Eastern Shore	FT	062-00009	8,000	Transco Parkesburg	PECO CG Jennersville	Upstream deliv. via Transco FT
14	Eastern Shore	FT	062-00010	2,000	Transco Parkesburg	PECO CG Jennersville	Upstream deliv. via Transco FT
15	TETCO	FT-1	911740	14,000	Interconnect with DTI at Chambersburg	PECO CG	Transports DTI GSS withdrawals
16	EGTS	FT	700116	14,000	DTI GSS -B	Interconnect with TETCO	Transports DTI GSS withdrawals
17	Adelphia	FT	FTS-PEC-0020	22,500	TETCO M3	PECO CG at Chester	
18	Transco	FT	FT-REA-9286385	100,000	Transco Chapin B	PECO CG	

PECO also has a transportation contract with UGI Utilities Inc.

FIRM STORAGE SERVICES

PECO also has storage contracts with Transco, Texas Eastern and Eastern Gas Transmission & Storage, which together provide approximately 19.4 BCF of storage capacity. PECO's maximum total withdrawal capability from these storage contracts is 250,600 dth/day and its maximum storage injection capability is

113,559 dth/day. These storage contracts are referred to as PECO’s “Tier I Balancing Assets” and represent about one-third of peak day demand. The following table provides the associated pipeline, the applicable tariff rate, the Maximum Storage Quantity, (“MSQ”), the Maximum Daily Withdrawal Quantity (“MDWQ”) and the Maximum Daily Withdraw Injection quantity (“MDIQ”) for the Company’s six underground storage assets.

Firm Storage Contracts on Interstate Pipelines							
	Pipeline	Name	Contract #	MSQ	MDW Q	MDIQ	Notes
1	Transco	WSS	1031819	3,687,492	38,816	20,486	Gas withdrawals transported to PECO CG via Transco FT
2	Transco	GSS	1000884	2,667,190	54,508	14,818	Includes bundled transport to PECO CG
3	Transco	S-2	1000885	2,799,327	31,142	23,692	Includes bundled transport to PECO CG
4	TETCO	SS-1	400120	5,512,157	78,114	28,333	Includes bundled transport to PECO CG
5	EGTS	GSS (A)	600032	3,326,029	34,663	18,478	Gas withdrawals Transported to PECO CG via TETCO FTS 7 and 8
6	EGTS	GSS (B)	300223	1,400,000	14,000	7,778	Transported to PECO CG via DTI and TETCO FT

PEAKING CAPACITY

The remaining one-third of PECO’s peak day supply comes from the operation of PECO’s LNG and propane-air peaking facilities and from delivered peaking services. PECO uses supply from Texas Eastern and Transco to fill its LNG peaking facility and purchases propane to fill its propane peaking facility. PECO supplements these peaking facilities with delivered peaking services from its suppliers to meet fluctuations in its peak day demand. These capacity assets are referred to as PECO’s “Tier II Balancing Assets.”

SUPPLY SOURCES

PECO adapts to the changing natural gas marketplace and, therefore, is always exploring opportunities to improve the methods by which it purchases gas, optimizes resources, and meets the needs of customers. Through the above-

mentioned resources, PECO meets its highest priority of providing safe and reliable gas supplies to the city gate at all times to meet its customers' firm demand.

Additionally, PECO regularly talks to and meets with representatives from pipeline and marketing companies to identify opportunities for enhancing existing services, increasing reliability and flexibility, and decreasing gas costs by entering into new contracts. Through the Company's Off-System Sales Program, PECO's Gas Supply and Transportation ("GS&T") group identifies opportunities to lower gas cost by optimizing available assets while, at the same time, ensuring reliability of supply and economic benefits to PECO and its customers. Seventy-five percent of the revenue generated via the program is returned to customers, which in turn, lowers the gas cost. Components of the program include capacity releases, off-system sales and Asset Management Agreements (AMAs). PECO is currently a party to five AMAs and was party to thirteen such agreements during the 2025-26 PGC period. In an AMA, a third-party asset manager may manage a portion of PECO's storage and/or firm transportation contract entitlements.

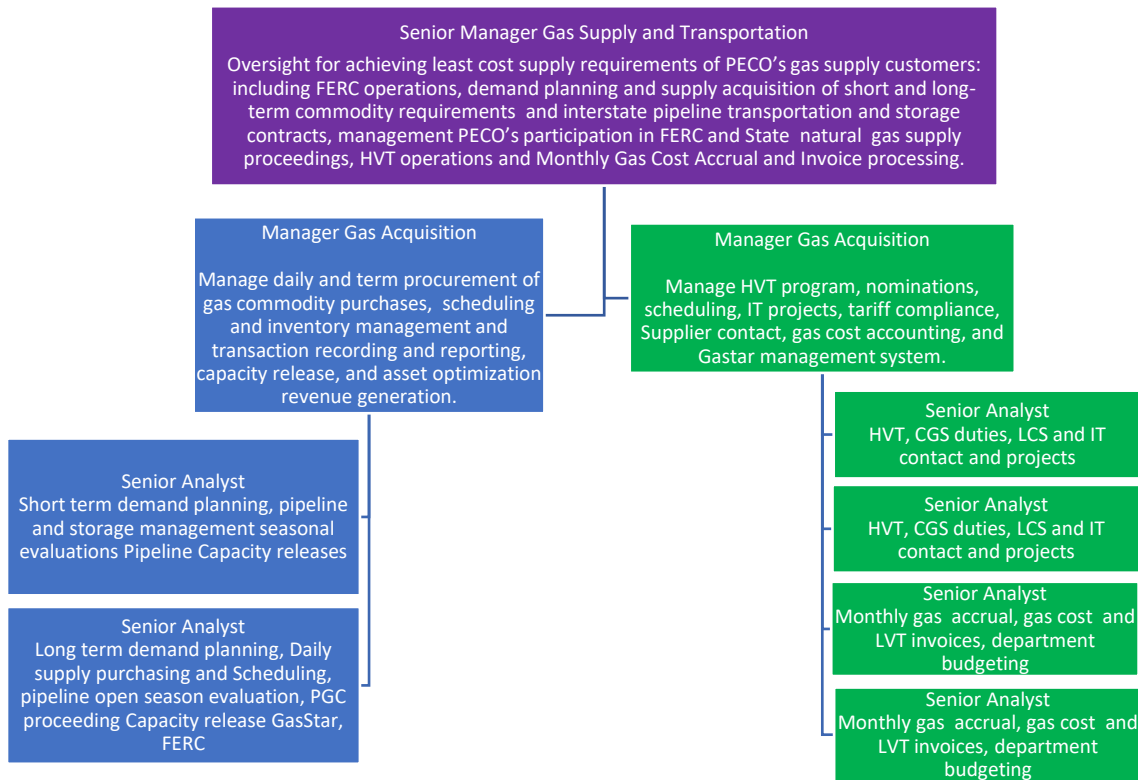
PRICING DIVERSITY

PECO's varied supply and capacity portfolio affords it purchasing flexibility while ensuring system reliability. The supply portfolio is diverse in its pricing options due to the following: (1) PECO's Commission-approved hedging program; (2) the amount of storage assets (filled during the summer months); (3) use of both first-of-month index and NYMEX-based pricing mixed with daily spot purchases; and (4) multiple geographic regions to obtain supply.

Before PECO enters into a transaction for the purchase of natural gas supply from a counterparty, the counterparty is subjected to a rigorous financial analysis performed by the Company's Risk Management Department. The Risk Management Department then sets the appropriate tenor limit for PECO's transactions with that counterparty. In addition, PECO will not purchase natural gas supply from a counterparty unless there has been a North American Energy Standards Board or Gas Industry Standards Board base contract executed with the counterparty. The performance language in the base contracts provides PECO with an industry-standard remedy to pursue should the suppliers fail to deliver in accordance with the agreement.

STAFFING AND EXPERTISE

The GS&T group continues to be comprised of a highly experienced staff. The following organizational chart illustrates the current structure of the department.



The GS&T group's core responsibilities continue to include performing regulatory, end-user transportation, and gas-related supply and natural gas accounting functions, and now also includes the natural gas accounting functions.

The regulatory functions of the group are to monitor and actively participate in proceedings at the Federal Energy Regulatory Commission that could impact PECO's service or cost of service to its gas customers. Additionally, through its participation in the American Gas Association and the Energy Association of Pennsylvania, the GS&T group is also actively involved in regulatory issues that impact PECO directly or indirectly through their effect on the national energy industry. Also, the GS&T group is responsible for obtaining all pipeline transportation and storage capacity necessary to satisfy PECO's retail supply plans.

The end user transportation function of the GS&T group involves the management of PECO's High Volume Transportation ("HVT") Program. It is responsible for the daily nominations, confirmations, and scheduling of gas supplies from third party natural gas suppliers and is responsible for administering all other elements of the program. This function also supports the Low Volume Transportation Program by confirming gas volumes for the program and by managing the capacity releases associated with the program.

The supply personnel in the GS&T group are responsible for long-term and short-term planning, gas purchases, capacity releases, contract administration, pipeline scheduling, and gas storage management. They are also responsible for the overall optimization of PECO's gas supply assets. PECO believes that to properly manage the gas supply function and make the best purchase decisions, it is critical that the knowledge of, and daily interactions pertaining to, the planning, control and use of its gas supply be well coordinated. Accordingly, the GS&T group works closely with PECO's Gas System Control and Gas Engineering Group. Finally, the GS&T group continues to be supported by other departments within the Company such as Legal, Retail Rates, Gas Operations, Finance, and Risk Management.

Table of Contents

PGC 43 - Section 9

<u>Pages</u>	<u>Section</u>
1	Summary of Asset Optimization and Capacity Release Revenue
2 - 13	Summary of Monthly Asset Optimization Revenue
14 - 25	Summary of Monthly Capacity Release Revenue
26	PGC 43 Capacity Release Revenue Summary

PECO Energy Company
Summary of Asset Optimization and Capacity Release Revenue

<u>Month</u>	<u>Total</u> <u>OSS Margin</u>	<u>25% Sharing</u> <u>Mechanism</u>	<u>75% Ratepayer</u> <u>Margin</u>	<u>Total Capacity</u> <u>Release Credits</u>	<u>25% Sharing</u> <u>Mechanism</u>	<u>75% Ratepayer</u> <u>Margin</u>	<u>Total OSS and Capacity</u> <u>Release Margin</u>	<u>25% Sharing</u> <u>Mechanism</u>	<u>75% Ratepayer</u> <u>Margin</u>
Apr-25	\$277,789.74	\$69,447.44	\$208,342.31	\$1,734,605.85	\$433,651.46	\$1,300,954.39	\$2,012,395.59	\$503,098.90	\$1,509,296.69
May-25	\$279,737.02	\$69,934.25	\$209,802.76	\$1,911,841.61	\$477,960.40	\$1,433,881.21	\$2,191,578.62	\$547,894.66	\$1,643,683.97
Jun-25	\$277,789.74	\$69,447.44	\$208,342.31	\$1,997,321.10	\$499,330.27	\$1,497,990.82	\$2,275,110.84	\$568,777.71	\$1,706,333.13
Jul-25	\$279,737.02	\$69,934.25	\$209,802.76	\$2,178,483.77	\$544,620.94	\$1,633,862.83	\$2,458,220.78	\$614,555.20	\$1,843,665.59
Aug-25	\$279,737.02	\$69,934.25	\$209,802.76	\$2,195,732.17	\$548,933.04	\$1,646,799.13	\$2,475,469.18	\$618,867.30	\$1,856,601.89
Sep-25	\$278,892.43	\$69,723.11	\$209,169.32	\$1,973,678.10	\$493,419.52	\$1,480,258.57	\$2,252,570.53	\$563,142.63	\$1,689,427.90
Oct-25	\$280,286.57	\$70,071.64	\$210,214.93	\$1,992,732.39	\$498,183.10	\$1,494,549.29	\$2,273,018.96	\$568,254.74	\$1,704,764.22
Nov-25	\$1,673,715.77	\$418,428.94	\$1,255,286.83	\$1,609,897.54	\$402,474.38	\$1,207,423.15	\$3,283,613.31	\$820,903.33	\$2,462,709.98
Dec-25	\$2,499,001.28	\$624,750.32	\$1,874,250.96	\$1,727,319.14	\$431,829.78	\$1,295,489.35	\$4,226,320.42	\$1,056,580.11	\$3,169,740.32
Jan-26	\$2,241,055.31	\$560,263.83	\$1,680,791.48	\$1,727,319.14	\$431,829.78	\$1,295,489.35	\$3,968,374.45	\$992,093.61	\$2,976,280.84
Feb-26	\$1,834,362.31	\$458,590.58	\$1,375,771.73	\$1,954,161.22	\$488,540.31	\$1,465,620.92	\$3,788,523.53	\$947,130.88	\$2,841,392.64
Mar-26	\$1,796,588.56	\$449,147.14	\$1,347,441.42	\$1,752,166.54	\$438,041.63	\$1,314,124.90	\$3,548,755.10	\$887,188.77	\$2,661,566.32
	\$11,998,692.76	\$2,999,673.19	\$8,999,019.57	\$22,755,258.54	\$5,688,814.63	\$17,066,443.90	\$34,753,951.30	\$8,688,487.83	\$26,065,463.48

PECO ENERGY CO.**SUMMARY OF CAPACITY RELEASE REVENUE**

Apr-25 M/YR	PIPELINE	DEAL NO	ZONE	CONTRACT	TERM IN DAYS	DTH PER DAY	ANTICIPATED CREDIT	CREDIT PER UNIT	RATE PER MONTH	Administrative Fee
Apr-25	TE	128337	STX-WLA	800407	30	8,414	\$58,460.47	0.231600	7.0445	\$14,615.12
Apr-25	TE	128336	STX-WLA	800231	30	5,975	\$41,514.30	0.231600	7.0445	\$10,378.58
Apr-25	TE	131722	WLA-ELA	800407	30	21,139	\$45,026.07	0.071000	2.15958333	\$11,256.52
Apr-25	TE	131721	WLA-ELA	800231	30	15,012	\$31,975.56	0.071000	2.15958333	\$7,993.89
Apr-25	TE	131716	STX-ETX	800231	30	3,778	\$8,500.50	0.075000	2.28125	\$2,125.13
Apr-25	TE	131721	ETX-M1	800231	30	4,619	\$5,681.37	0.041000	1.24708333	\$1,420.34
Apr-25	TE	131717	STX-ETX	800407	30	5,321	\$11,972.25	0.075000	2.28125	\$2,993.06
Apr-25	TE	131722	ETX-M1	800407	30	6,494	\$7,987.62	0.041000	1.24708333	\$1,996.91
Apr-25	TE	131721	ELA-M1	800231	30	25,071	\$27,076.68	0.036000	1.095	\$6,769.17
Apr-25	TE	131720	M2-M3	800231	30	35,000	\$78,750.00	0.075000	2.28125	\$19,687.50
Apr-25	TE	131719	M3-M3	911740	30	14,000	\$8,820.00	0.021000	0.63875	\$2,205.00
Apr-25	TE	131718	M1-M2	800231	30	30,253	\$20,420.78	0.022500	0.684375	\$5,105.19
Apr-25	TR	132696901	Z1-Z4	1003693	30	15,000	\$463,950.00	1.031000	31.3595833	\$115,987.50
Apr-25	TR	132697001	Z2-Z4	1003693	30	23,000	\$428,490.00	0.621000	18.88875	\$107,122.50
Apr-25	TR	132697101	Z3-Z4	1003693	30	20,000	\$97,800.00	0.163000	4.95791667	\$24,450.00
Apr-25	TR	132697301	Z4-Z6	1003693	30	25,000	\$109,500.00	0.146000	4.44083333	\$27,375.00
Apr-25	TR	132697401	Z4-Z6	1003693	30	10,000	\$30,300.00	0.101000	3.07208333	\$7,575.00
Apr-25	TR	132697501	Z4-Z6	1003693	30	35,000	\$159,705.00	0.152100	4.626375	\$39,926.25
Apr-25	TR	132697201	ST62-ST65	1003693	30	35,000	\$26,250.00	0.025000	0.76041667	\$6,562.50
Apr-25	TR	132698501	REA Z6-Z6	9286385	30	20,000	\$24,000.00	0.040000	1.21666667	\$6,000.00
Apr-25	TR	132697701	REA Z6-Z6	9286385	30	10,000	\$7,530.00	0.025100	0.76345833	\$1,882.50
Apr-25	TR	132697801	REA Z6-Z6	9286385	30	10,000	\$6,300.00	0.021000	0.63875	\$1,575.00
Apr-25	TR	132697901	REA Z6-Z6	9286385	30	5,000	\$7,500.00	0.050000	1.52083333	\$1,875.00
Apr-25	TR	132698001	REA Z6-Z6	9286385	30	20,000	\$19,200.00	0.032000	0.97333333	\$4,800.00
Apr-25	TR	132820401	REA Z6-Z6	9286385	29	22,500	\$7,895.25	0.012100	0.36804167	\$1,973.81

Totals

425,576 \$1,734,605.85

\$433,651.46

PECO ENERGY CO.**SUMMARY OF CAPACITY RELEASE REVENUE**

May-25 M/YR	PIPELINE	DEAL NO	ZONE	CONTRACT	TERM IN DAYS	DTH PER DAY	ANTICIPATED CREDIT	CREDIT PER UNIT	RATE PER MONTH	Administrative Fee
May-25	TE	128337	STX-WLA	800407	31	8,414	\$60,409.15	0.231600	7.0445	\$15,102.29
May-25	TE	128336	STX-WLA	800231	31	5,975	\$42,898.11	0.231600	7.0445	\$10,724.53
May-25	TE	131722	WLA-ELA	800407	31	21,139	\$46,526.94	0.071000	2.15958333	\$11,631.73
May-25	TE	131721	WLA-ELA	800231	31	15,012	\$33,041.41	0.071000	2.15958333	\$8,260.35
May-25	TE	131716	STX-ETX	800231	31	3,778	\$8,783.85	0.075000	2.28125	\$2,195.96
May-25	TE	131721	ETX-M1	800231	31	4,619	\$5,870.75	0.041000	1.24708333	\$1,467.69
May-25	TE	131717	STX-ETX	800407	31	5,321	\$12,371.33	0.075000	2.28125	\$3,092.83
May-25	TE	131722	ETX-M1	800407	31	6,494	\$8,253.87	0.041000	1.24708333	\$2,063.47
May-25	TE	131721	ELA-M1	800231	31	25,071	\$27,979.24	0.036000	1.095	\$6,994.81
May-25	TE	131720	M2-M3	800231	31	35,000	\$81,375.00	0.075000	2.28125	\$20,343.75
May-25	TE	131719	M3-M3	911740	31	14,000	\$9,114.00	0.021000	0.63875	\$2,278.50
May-25	TE	131718	M1-M2	800231	31	30,253	\$21,101.47	0.022500	0.684375	\$5,275.37
May-25	TR	132696901	Z1-Z4	1003693	31	15,000	\$479,415.00	1.031000	31.3595833	\$119,853.75
May-25	TR	132697001	Z2-Z4	1003693	31	23,000	\$442,773.00	0.621000	18.88875	\$110,693.25
May-25	TR	132697101	Z3-Z4	1003693	31	20,000	\$101,060.00	0.163000	4.95791667	\$25,265.00
May-25	TR	132697301	Z4-Z6	1003693	31	25,000	\$113,150.00	0.146000	4.44083333	\$28,287.50
May-25	TR	132697401	Z4-Z6	1003693	31	10,000	\$31,310.00	0.101000	3.07208333	\$7,827.50
May-25	TR	132697501	Z4-Z6	1003693	31	35,000	\$165,028.50	0.152100	4.626375	\$41,257.13
May-25	TR	132697201	ST62-ST65	1003693	31	35,000	\$27,125.00	0.025000	0.76041667	\$6,781.25
May-25	TR	132698501	REA Z6-Z6	9286385	31	20,000	\$24,800.00	0.040000	1.21666667	\$6,200.00
May-25	TR	132697701	REA Z6-Z6	9286385	31	10,000	\$7,781.00	0.025100	0.76345833	\$1,945.25
May-25	TR	132697801	REA Z6-Z6	9286385	31	10,000	\$6,510.00	0.021000	0.63875	\$1,627.50
May-25	TR	132697901	REA Z6-Z6	9286385	31	5,000	\$7,750.00	0.050000	1.52083333	\$1,937.50
May-25	TR	132698001	REA Z6-Z6	9286385	31	20,000	\$19,840.00	0.032000	0.97333333	\$4,960.00
May-25	TR	132820401	REA Z6-Z6	9286385	31	22,500	\$8,439.75	0.012100	0.36804167	\$2,109.94
May-25	TR	132969501	Z1-Z4	1003693	31	4,600	\$94,843.26	0.665100	20.230125	\$23,710.82
May-25	TR	132969601	Z2-Z4	1003693	31	5,800	\$24,290.98	0.135100	4.10929167	\$6,072.75

Totals

435,976 \$1,911,841.61

\$477,960.40

PECO ENERGY CO.
SUMMARY OF CAPACITY RELEASE REVENUE

Jun-25 M/YR	PIPELINE	DEAL NO	ZONE	CONTRACT	TERM IN DAYS	DTH PER DAY	ANTICIPATED CREDIT	CREDIT PER UNIT	RATE PER MONTH	Administrative Fee
Jun-25	TE	128337	STX-WLA	800407	30	8,414	\$58,460.47	0.231600	7.0445	\$14,615.12
Jun-25	TE	128336	STX-WLA	800231	30	5,975	\$41,514.30	0.231600	7.0445	\$10,378.58
Jun-25	TE	131722	WLA-ELA	800407	30	21,139	\$45,026.07	0.071000	2.15958333	\$11,256.52
Jun-25	TE	131721	WLA-ELA	800231	30	15,012	\$31,975.56	0.071000	2.15958333	\$7,993.89
Jun-25	TE	131716	STX-ETX	800231	30	3,778	\$8,500.50	0.075000	2.28125	\$2,125.13
Jun-25	TE	131721	ETX-M1	800231	30	4,619	\$5,681.37	0.041000	1.24708333	\$1,420.34
Jun-25	TE	131717	STX-ETX	800407	30	5,321	\$11,972.25	0.075000	2.28125	\$2,993.06
Jun-25	TE	131722	ETX-M1	800407	30	6,494	\$7,987.62	0.041000	1.24708333	\$1,996.91
Jun-25	TE	131721	ELA-M1	800231	30	25,071	\$27,076.68	0.036000	1.095	\$6,769.17
Jun-25	TE	131720	M2-M3	800231	30	35,000	\$78,750.00	0.075000	2.28125	\$19,687.50
Jun-25	TE	131719	M3-M3	911740	30	14,000	\$8,820.00	0.021000	0.63875	\$2,205.00
Jun-25	TE	131718	M1-M2	800231	30	30,253	\$20,420.78	0.022500	0.684375	\$5,105.19
Jun-25	TR	132696901	Z1-Z4	1003693	30	15,000	\$463,950.00	1.031000	31.3595833	\$115,987.50
Jun-25	TR	132697001	Z2-Z4	1003693	30	23,000	\$428,490.00	0.621000	18.88875	\$107,122.50
Jun-25	TR	132697101	Z3-Z4	1003693	30	20,000	\$97,800.00	0.163000	4.95791667	\$24,450.00
Jun-25	TR	132697301	Z4-Z6	1003693	30	25,000	\$109,500.00	0.146000	4.44083333	\$27,375.00
Jun-25	TR	132697401	Z4-Z6	1003693	30	10,000	\$30,300.00	0.101000	3.07208333	\$7,575.00
Jun-25	TR	132697501	Z4-Z6	1003693	30	35,000	\$159,705.00	0.152100	4.626375	\$39,926.25
Jun-25	TR	132697201	ST62-ST65	1003693	30	35,000	\$26,250.00	0.025000	0.76041667	\$6,562.50
Jun-25	TR	132698501	REA Z6-Z6	9286385	30	20,000	\$24,000.00	0.040000	1.21666667	\$6,000.00
Jun-25	TR	132697701	REA Z6-Z6	9286385	30	10,000	\$7,530.00	0.025100	0.76345833	\$1,882.50
Jun-25	TR	132697801	REA Z6-Z6	9286385	30	10,000	\$6,300.00	0.021000	0.63875	\$1,575.00
Jun-25	TR	132697901	REA Z6-Z6	9286385	30	5,000	\$7,500.00	0.050000	1.52083333	\$1,875.00
Jun-25	TR	132698001	REA Z6-Z6	9286385	30	20,000	\$19,200.00	0.032000	0.97333333	\$4,800.00
Jun-25	TR	132820401	REA Z6-Z6	9286385	30	22,500	\$8,167.50	0.012100	0.36804167	\$2,041.88
Jun-25	TR	133057901	Z1-Z4	1003693	30	4,600	\$113,298.00	0.821000	24.9720833	\$28,324.50
Jun-25	TR	133058001	Z2-Z4	1003693	30	5,900	\$103,545.00	0.585000	17.79375	\$25,886.25
Jun-25	TR	133058101	Z3-Z4	1003693	30	10,000	\$45,600.00	0.152000	4.62333333	\$11,400.00
Totals						446,076	\$1,997,321.10			\$499,330.27

PECO ENERGY CO.**SUMMARY OF CAPACITY RELEASE REVENUE**

Jul-25 M/YR	PIPELINE	DEAL NO	ZONE	CONTRACT	TERM IN DAYS	DTH PER DAY	ANTICIPATED CREDIT	CREDIT PER UNIT	RATE PER MONTH	Administrative Fee
Jul-25	TE	128337	STX-WLA	800407	31	8,414	\$60,409.15	0.231600	7.0445	\$15,102.29
Jul-25	TE	128336	STX-WLA	800231	31	5,975	\$42,898.11	0.231600	7.0445	\$10,724.53
Jul-25	TE	131722	WLA-ELA	800407	31	21,139	\$46,526.94	0.071000	2.15958333	\$11,631.73
Jul-25	TE	131721	WLA-ELA	800231	31	15,012	\$33,041.41	0.071000	2.15958333	\$8,260.35
Jul-25	TE	131716	STX-ETX	800231	31	3,778	\$8,783.85	0.075000	2.28125	\$2,195.96
Jul-25	TE	131721	ETX-M1	800231	31	4,619	\$5,870.75	0.041000	1.24708333	\$1,467.69
Jul-25	TE	131717	STX-ETX	800407	31	5,321	\$12,371.33	0.075000	2.28125	\$3,092.83
Jul-25	TE	131722	ETX-M1	800407	31	6,494	\$8,253.87	0.041000	1.24708333	\$2,063.47
Jul-25	TE	131721	ELA-M1	800231	31	25,071	\$27,979.24	0.036000	1.095	\$6,994.81
Jul-25	TE	131720	M2-M3	800231	31	35,000	\$81,375.00	0.075000	2.28125	\$20,343.75
Jul-25	TE	131719	M3-M3	911740	31	14,000	\$9,114.00	0.021000	0.63875	\$2,278.50
Jul-25	TE	131718	M1-M2	800231	31	30,253	\$21,101.47	0.022500	0.684375	\$5,275.37
Jul-25	TR	132696901	Z1-Z4	1003693	31	15,000	\$479,415.00	1.031000	31.3595833	\$119,853.75
Jul-25	TR	132697001	Z2-Z4	1003693	31	23,000	\$442,773.00	0.621000	18.88875	\$110,693.25
Jul-25	TR	132697101	Z3-Z4	1003693	31	20,000	\$101,060.00	0.163000	4.95791667	\$25,265.00
Jul-25	TR	132697301	Z4-Z6	1003693	31	25,000	\$113,150.00	0.146000	4.44083333	\$28,287.50
Jul-25	TR	132697401	Z4-Z6	1003693	31	10,000	\$31,310.00	0.101000	3.07208333	\$7,827.50
Jul-25	TR	132697501	Z4-Z6	1003693	31	35,000	\$165,028.50	0.152100	4.626375	\$41,257.13
Jul-25	TR	132697201	ST62-ST65	1003693	31	35,000	\$27,125.00	0.025000	0.76041667	\$6,781.25
Jul-25	TR	132698501	REA Z6-Z6	9286385	31	20,000	\$24,800.00	0.040000	1.21666667	\$6,200.00
Jul-25	TR	132697701	REA Z6-Z6	9286385	31	10,000	\$7,781.00	0.025100	0.76345833	\$1,945.25
Jul-25	TR	132697801	REA Z6-Z6	9286385	31	10,000	\$6,510.00	0.021000	0.63875	\$1,627.50
Jul-25	TR	132697901	REA Z6-Z6	9286385	31	5,000	\$7,750.00	0.050000	1.52083333	\$1,937.50
Jul-25	TR	132698001	REA Z6-Z6	9286385	31	20,000	\$19,840.00	0.032000	0.97333333	\$4,960.00
Jul-25	TR	132820401	REA Z6-Z6	9286385	31	22,500	\$8,439.75	0.012100	0.36804167	\$2,109.94
Jul-25	TR	133151801	Z1-Z4	1003693	31	4,590	\$165,056.40	1.160000	35.2833333	\$41,264.10
Jul-25	TR	133151901	Z2-Z4	1003693	31	5,800	\$116,870.00	0.650000	19.7708333	\$29,217.50
Jul-25	TR	133152201	Z3-Z4	1003693	31	10,000	\$63,550.00	0.205000	6.23541667	\$15,887.50
Jul-25	TR	133152403	Z4-Z6	1003693	31	20,000	\$40,300.00	0.065000	1.97708333	\$10,075.00
Totals						465,966	\$2,178,483.77			\$544,620.94

PECO ENERGY CO.**SUMMARY OF CAPACITY RELEASE REVENUE**

Aug-25 M/YR	PIPELINE	DEAL NO	ZONE	CONTRACT	TERM IN DAYS	DTH PER DAY	ANTICIPATED CREDIT	CREDIT PER UNIT	RATE PER MONTH	Administrative Fee
Aug-25	TE	128337	STX-WLA	800407	31	8,414	\$60,409.15	0.231600	7.0445	\$15,102.29
Aug-25	TE	128336	STX-WLA	800231	31	5,975	\$42,898.11	0.231600	7.0445	\$10,724.53
Aug-25	TE	131722	WLA-ELA	800407	31	21,139	\$46,526.94	0.071000	2.15958333	\$11,631.73
Aug-25	TE	131721	WLA-ELA	800231	31	15,012	\$33,041.41	0.071000	2.15958333	\$8,260.35
Aug-25	TE	131716	STX-ETX	800231	31	3,778	\$8,783.85	0.075000	2.28125	\$2,195.96
Aug-25	TE	131721	ETX-M1	800231	31	4,619	\$5,870.75	0.041000	1.24708333	\$1,467.69
Aug-25	TE	131717	STX-ETX	800407	31	5,321	\$12,371.33	0.075000	2.28125	\$3,092.83
Aug-25	TE	131722	ETX-M1	800407	31	6,494	\$8,253.87	0.041000	1.24708333	\$2,063.47
Aug-25	TE	131721	ELA-M1	800231	31	25,071	\$27,979.24	0.036000	1.095	\$6,994.81
Aug-25	TE	131720	M2-M3	800231	31	35,000	\$81,375.00	0.075000	2.28125	\$20,343.75
Aug-25	TE	131719	M3-M3	911740	31	14,000	\$9,114.00	0.021000	0.63875	\$2,278.50
Aug-25	TE	131718	M1-M2	800231	31	30,253	\$21,101.47	0.022500	0.684375	\$5,275.37
Aug-25	TR	132696901	Z1-Z4	1003693	31	15,000	\$479,415.00	1.031000	31.3595833	\$119,853.75
Aug-25	TR	132697001	Z2-Z4	1003693	31	23,000	\$442,773.00	0.621000	18.88875	\$110,693.25
Aug-25	TR	132697101	Z3-Z4	1003693	31	20,000	\$101,060.00	0.163000	4.95791667	\$25,265.00
Aug-25	TR	132697301	Z4-Z6	1003693	31	25,000	\$113,150.00	0.146000	4.44083333	\$28,287.50
Aug-25	TR	132697401	Z4-Z6	1003693	31	10,000	\$31,310.00	0.101000	3.07208333	\$7,827.50
Aug-25	TR	132697501	Z4-Z6	1003693	31	35,000	\$165,028.50	0.152100	4.626375	\$41,257.13
Aug-25	TR	132697201	ST62-ST65	1003693	31	35,000	\$27,125.00	0.025000	0.76041667	\$6,781.25
Aug-25	TR	132698501	REA Z6-Z6	9286385	31	20,000	\$24,800.00	0.040000	1.21666667	\$6,200.00
Aug-25	TR	132697701	REA Z6-Z6	9286385	31	10,000	\$7,781.00	0.025100	0.76345833	\$1,945.25
Aug-25	TR	132697801	REA Z6-Z6	9286385	31	10,000	\$6,510.00	0.021000	0.63875	\$1,627.50
Aug-25	TR	132697901	REA Z6-Z6	9286385	31	5,000	\$7,750.00	0.050000	1.52083333	\$1,937.50
Aug-25	TR	132698001	REA Z6-Z6	9286385	31	20,000	\$19,840.00	0.032000	0.97333333	\$4,960.00
Aug-25	TR	132820401	REA Z6-Z6	9286385	31	22,500	\$8,439.75	0.012100	0.36804167	\$2,109.94
Aug-25	TR	133237301	Z1-Z4	1003693	31	4,570	\$155,837.00	1.100000	33.4583333	\$38,959.25
Aug-25	TR	133237401	Z2-Z4	1003693	31	5,780	\$127,217.80	0.710000	21.5958333	\$31,804.45
Aug-25	TR	133239901	Z3-Z4	1003693	31	10,000	\$17,050.00	0.055000	1.67291667	\$4,262.50
Aug-25	TR	133240001	Z4-Z6	1003693	31	20,000	\$102,920.00	0.166000	5.04916667	\$25,730.00
Totals						465,926	\$2,195,732.17			\$548,933.04

PECO ENERGY CO.**SUMMARY OF CAPACITY RELEASE REVENUE**

Sep-25 M/YR	PIPELINE	DEAL NO	ZONE	CONTRACT	TERM IN DAYS	DTH PER DAY	ANTICIPATED CREDIT	CREDIT PER UNIT	RATE PER MONTH	Administrative Fee
Sep-25	TE	128337	STX-WLA	800407	30	8,414	\$58,460.47	0.231600	7.0445	\$14,615.12
Sep-25	TE	128336	STX-WLA	800231	30	5,975	\$41,514.30	0.231600	7.0445	\$10,378.58
Sep-25	TE	131722	WLA-ELA	800407	30	21,139	\$45,026.07	0.071000	2.15958333	\$11,256.52
Sep-25	TE	131721	WLA-ELA	800231	30	15,012	\$31,975.56	0.071000	2.15958333	\$7,993.89
Sep-25	TE	131716	STX-ETX	800231	30	3,778	\$8,500.50	0.075000	2.28125	\$2,125.13
Sep-25	TE	131721	ETX-M1	800231	30	4,619	\$5,681.37	0.041000	1.24708333	\$1,420.34
Sep-25	TE	131717	STX-ETX	800407	30	5,321	\$11,972.25	0.075000	2.28125	\$2,993.06
Sep-25	TE	131722	ETX-M1	800407	30	6,494	\$7,987.62	0.041000	1.24708333	\$1,996.91
Sep-25	TE	131721	ELA-M1	800231	30	25,071	\$27,076.68	0.036000	1.095	\$6,769.17
Sep-25	TE	131720	M2-M3	800231	30	35,000	\$78,750.00	0.075000	2.28125	\$19,687.50
Sep-25	TE	131719	M3-M3	911740	30	14,000	\$8,820.00	0.021000	0.63875	\$2,205.00
Sep-25	TE	131718	M1-M2	800231	30	30,253	\$20,420.78	0.022500	0.684375	\$5,105.19
Sep-25	TR	132696901	Z1-Z4	1003693	30	15,000	\$463,950.00	1.031000	31.3595833	\$115,987.50
Sep-25	TR	132697001	Z2-Z4	1003693	30	23,000	\$428,490.00	0.621000	18.88875	\$107,122.50
Sep-25	TR	132697101	Z3-Z4	1003693	30	20,000	\$97,800.00	0.163000	4.95791667	\$24,450.00
Sep-25	TR	132697301	Z4-Z6	1003693	30	25,000	\$109,500.00	0.146000	4.44083333	\$27,375.00
Sep-25	TR	132697401	Z4-Z6	1003693	30	10,000	\$30,300.00	0.101000	3.07208333	\$7,575.00
Sep-25	TR	132697501	Z4-Z6	1003693	30	35,000	\$159,705.00	0.152100	4.626375	\$39,926.25
Sep-25	TR	132697201	ST62-ST65	1003693	30	35,000	\$26,250.00	0.025000	0.76041667	\$6,562.50
Sep-25	TR	132698501	REA Z6-Z6	9286385	30	20,000	\$24,000.00	0.040000	1.21666667	\$6,000.00
Sep-25	TR	132697701	REA Z6-Z6	9286385	30	10,000	\$7,530.00	0.025100	0.76345833	\$1,882.50
Sep-25	TR	132697801	REA Z6-Z6	9286385	30	10,000	\$6,300.00	0.021000	0.63875	\$1,575.00
Sep-25	TR	132697901	REA Z6-Z6	9286385	30	5,000	\$7,500.00	0.050000	1.52083333	\$1,875.00
Sep-25	TR	132698001	REA Z6-Z6	9286385	30	20,000	\$19,200.00	0.032000	0.97333333	\$4,800.00
Sep-25	TR	132820401	REA Z6-Z6	9286385	30	22,500	\$8,167.50	0.012100	0.36804167	\$2,041.88
Sep-25	TR	133321101	Z1-Z4	1003693	30	4,500	\$102,600.00	0.760000	23.1166667	\$25,650.00
Sep-25	TR	133321201	Z2-Z4	1003693	30	5,700	\$102,600.00	0.600000	18.25	\$25,650.00
Sep-25	TR	133321301	Z3-Z4	1003693	30	10,000	\$15,000.00	0.050000	1.52083333	\$3,750.00
Sep-25	TR	133321401	Z4-Z6	1003693	30	20,000	\$18,600.00	0.031000	0.94291667	\$4,650.00
Totals						465,776	\$1,973,678.10			\$493,419.52

PECO ENERGY CO.**SUMMARY OF CAPACITY RELEASE REVENUE**

Oct-25 M/YR	PIPELINE	DEAL NO	ZONE	CONTRACT	TERM IN DAYS	DTH PER DAY	ANTICIPATED CREDIT	CREDIT PER UNIT	RATE PER MONTH	Administrative Fee
Oct-25	TE	128337	STX-WLA	800407	31	8,414	\$60,409.15	0.231600	7.0445	\$15,102.29
Oct-25	TE	128336	STX-WLA	800231	31	5,975	\$42,898.11	0.231600	7.0445	\$10,724.53
Oct-25	TE	131722	WLA-ELA	800407	31	21,139	\$46,526.94	0.071000	2.15958333	\$11,631.73
Oct-25	TE	131721	WLA-ELA	800231	31	15,012	\$33,041.41	0.071000	2.15958333	\$8,260.35
Oct-25	TE	131716	STX-ETX	800231	31	3,778	\$8,783.85	0.075000	2.28125	\$2,195.96
Oct-25	TE	131721	ETX-M1	800231	31	4,619	\$5,870.75	0.041000	1.24708333	\$1,467.69
Oct-25	TE	131717	STX-ETX	800407	31	5,321	\$12,371.33	0.075000	2.28125	\$3,092.83
Oct-25	TE	131722	ETX-M1	800407	31	6,494	\$8,253.87	0.041000	1.24708333	\$2,063.47
Oct-25	TE	131721	ELA-M1	800231	31	25,071	\$27,979.24	0.036000	1.095	\$6,994.81
Oct-25	TE	131720	M2-M3	800231	31	35,000	\$81,375.00	0.075000	2.28125	\$20,343.75
Oct-25	TE	131719	M3-M3	911740	31	14,000	\$9,114.00	0.021000	0.63875	\$2,278.50
Oct-25	TE	131718	M1-M2	800231	31	30,253	\$21,101.47	0.022500	0.684375	\$5,275.37
Oct-25	TR	132696901	Z1-Z4	1003693	31	15,000	\$479,415.00	1.031000	31.3595833	\$119,853.75
Oct-25	TR	132697001	Z2-Z4	1003693	31	23,000	\$442,773.00	0.621000	18.88875	\$110,693.25
Oct-25	TR	132697101	Z3-Z4	1003693	31	20,000	\$101,060.00	0.163000	4.95791667	\$25,265.00
Oct-25	TR	132697301	Z4-Z6	1003693	31	25,000	\$113,150.00	0.146000	4.44083333	\$28,287.50
Oct-25	TR	132697401	Z4-Z6	1003693	31	10,000	\$31,310.00	0.101000	3.07208333	\$7,827.50
Oct-25	TR	132697501	Z4-Z6	1003693	31	35,000	\$165,028.50	0.152100	4.626375	\$41,257.13
Oct-25	TR	132697201	ST62-ST65	1003693	31	35,000	\$27,125.00	0.025000	0.76041667	\$6,781.25
Oct-25	TR	132698501	REA Z6-Z6	9286385	31	20,000	\$24,800.00	0.040000	1.21666667	\$6,200.00
Oct-25	TR	132697701	REA Z6-Z6	9286385	31	10,000	\$7,781.00	0.025100	0.76345833	\$1,945.25
Oct-25	TR	132697801	REA Z6-Z6	9286385	31	10,000	\$6,510.00	0.021000	0.63875	\$1,627.50
Oct-25	TR	132697901	REA Z6-Z6	9286385	31	5,000	\$7,750.00	0.050000	1.52083333	\$1,937.50
Oct-25	TR	132698001	REA Z6-Z6	9286385	31	20,000	\$19,840.00	0.032000	0.97333333	\$4,960.00
Oct-25	TR	132820401	REA Z6-Z6	9286385	31	22,500	\$8,439.75	0.012100	0.36804167	\$2,109.94
Oct-25	TR	133400401	Z1-Z4	1003693	31	4,340	\$76,015.10	0.565000	17.1854167	\$19,003.78
Oct-25	TR	133400503	Z2-Z4	1003693	31	5,440	\$80,609.92	0.478000	14.5391667	\$20,152.48
Oct-25	TR	133400603	Z3-Z4	1003693	31	10,000	\$27,900.00	0.090000	2.7375	\$6,975.00
Oct-25	TR	133400703	Z4-Z6	1003693	31	20,000	\$15,500.00	0.025000	0.76041667	\$3,875.00
Totals						465,356	\$1,992,732.39			\$498,183.10

PECO ENERGY CO.**SUMMARY OF CAPACITY RELEASE REVENUE**

Nov-25

M/YR	PIPELINE	DEAL NO	ZONE	CONTRACT	TERM IN DAYS	DTH PER DAY	ANTICIPATED CREDIT	CREDIT PER UNIT	RATE PER MONTH	Administrative Fee
Nov-25	TE	136122	STX-WLA	800407	30	8,414	\$32,814.60	0.130000	3.95416667	\$8,203.65
Nov-25	TE	136121	STX-WLA	800231	30	5,975	\$26,887.50	0.150000	4.5625	\$6,721.88
Nov-25	TE	136114	STX-ETX	800407	30	5,321	\$10,854.84	0.068000	2.06833333	\$2,713.71
Nov-25	TE	136113	STX-ETX	800231	30	3,778	\$6,800.40	0.060000	1.825	\$1,700.10
Nov-25	TE	136114	WLA-ELA	800407	30	21,139	\$43,123.56	0.068000	2.06833333	\$10,780.89
Nov-25	TE	136113	WLA-ELA	800231	30	15,012	\$27,066.64	0.060100	1.82804167	\$6,766.66
Nov-25	TR	133419901	Z1-Z4	1003693	30	17,000	\$551,310.00	1.081000	32.8804167	\$137,827.50
Nov-25	TR	133420001	Z2-Z4	1003693	30	26,000	\$716,040.00	0.918000	27.9225	\$179,010.00
Nov-25	TR	133420101	Z3-Z4	1003693	30	25,000	\$178,500.00	0.238000	7.23916667	\$44,625.00
Nov-25	TR	133420601	Z6-Z6	1003693	30	20,000	\$16,500.00	0.027500	0.83645833	\$4,125.00

Totals

147,639 \$1,609,897.54

\$402,474.38

PECO ENERGY CO.**SUMMARY OF CAPACITY RELEASE REVENUE**

Dec-25										
M/YR	PIPELINE	DEAL NO	ZONE	CONTRACT	TERM IN DAYS	DTH PER DAY	ANTICIPATED CREDIT	CREDIT PER UNIT	RATE PER MONTH	Administrative Fee
Dec-25	TE	136122	STX-WLA	800407	31	8,414	\$33,908.42	0.130000	3.95416667	\$8,477.11
Dec-25	TE	136121	STX-WLA	800231	31	5,975	\$27,783.75	0.150000	4.5625	\$6,945.94
Dec-25	TE	136114	STX-ETX	800407	31	5,321	\$11,216.67	0.068000	2.06833333	\$2,804.17
Dec-25	TE	136113	STX-ETX	800231	31	3,778	\$7,027.08	0.060000	1.825	\$1,756.77
Dec-25	TE	136114	WLA-ELA	800407	31	21,139	\$44,561.01	0.068000	2.06833333	\$11,140.25
Dec-25	TE	136113	WLA-ELA	800231	31	15,012	\$27,968.86	0.060100	1.82804167	\$6,992.21
Dec-25	TR	133419901	Z1-Z4	1003693	31	17,000	\$569,687.00	1.081000	32.8804167	\$142,421.75
Dec-25	TR	133420001	Z2-Z4	1003693	31	26,000	\$739,908.00	0.918000	27.9225	\$184,977.00
Dec-25	TR	133420101	Z3-Z4	1003693	31	25,000	\$184,450.00	0.238000	7.23916667	\$46,112.50
Dec-25	TR	133420601	Z6-Z6	1003693	31	20,000	\$17,050.00	0.027500	0.83645833	\$4,262.50
Dec-25	TR	133420301	Z1-Z4	1005000	31	774	\$22,314.42	0.930000	28.2875	\$5,578.61
Dec-25	TR	133420401	Z2-Z4	1005000	31	1,139	\$30,718.83	0.870000	26.4625	\$7,679.71
Dec-25	TR	133420501	Z3-Z4	1005000	31	2,641	\$10,725.10	0.131000	3.98458333	\$2,681.28
Totals						152,193	\$1,727,319.14			\$431,829.78



AGREEMENT FOR GAS TRANSPORTATION SERVICE
RATE TS-I or TS-F

Customer Name		Service Address	
Customer Contact			
Tax Identification Number		Billing Address	
Account Number	-		

Rate for which service is requested: TS-I TS-F

The customer named above ("Customer") agrees to purchase gas transportation service from PECO Energy Company ("PECO" or the "Company") for the service address listed above, in accordance with the Company's Gas Service Tariff on file with the Public Utility Commission (Gas PA P.U.C. No. 4) as that tariff may from time-to-time be approved by the Commission, as follows:

1. TRANSPORTATION CONTRACT QUANTITIES

- (a) The Customer's Transportation Contract Quantities (TCQs) are set forth in Exhibit 1. PECO is not obligated to accept deliveries of gas greater than the TCQs, and the Customer agrees not to tender on any day a quantity of gas in excess of the TCQs.
- (b) PECO has the right to revise the TCQs specified in Exhibit 1. Any such revision shall be based upon the Customer's maximum daily usage during the previous twelve (12) months, and shall not exceed 110% of that usage.
- (c) Customer shall notify PECO of modifications in gas usage requirements by written notice addressed to _____ (LCS Representative) at (215) 841-_____.

2. TRANSPORTATION COMMODITY CHARGES

- (a) The initial commodity charges applicable to each MCF transported are set forth in Exhibit 1.
- (b) In addition to the initial commodity charges specified in Exhibit 1, the Customer agrees to pay any surcharge, fee, penalty or other assessment authorized by the Pennsylvania Public Utility Commission, including those for the recovery of interstate pipeline "transition costs", balancing costs, and taxes.

3. STANDBY SALES SERVICE UNDER RATE TS-F

The Standby Sales Service Contract Quantity under Rate TS-F is set forth in Exhibit 1. If the Customer declines full firm standby sales service, Exhibit 8 must be executed and attached.

For Informational Purposes Only



ALTERNATE FUEL CATEGORY

The Customer certifies that the alternate fuel category, where applicable, stated in Exhibits 1 and 6, is correct. The Customer will submit written notice to PECO of any changes to its operation that alter its alternate fuel category and capability within 30 days of the change. The Customer shall comply with PECO's verification procedures as requested. The Customer agrees to provide PECO, when requested, an updated Exhibit 1.

4. CUSTOMER'S BALANCING OBLIGATIONS

The Customer has responsibility to:

- (a) monitor the daily quantity of transportation gas being delivered by its supplier,
- (b) monitor its daily usage of gas, and
- (c) manage transportation deliveries and its usage, within tolerances specified in the Tariff, such that daily and monthly imbalances shall be kept to as near zero as possible.

5. TREATMENT OF DEFICIENT DELIVERIES

All deficient deliveries at the end of any month shall be billed as a purchase under the applicable Standby Sales rates, plus penalty if applicable, pursuant to PECO's Tariff, Gas Transportation Service-General Terms and Conditions, Rule 2.3.

6. NOMINATION PROCEDURE

The Customer will adhere to the Gas Transportation Nomination Procedure attached as Exhibit 2 to this agreement. PECO shall have the right to revise the Gas Transportation Nomination Procedure, and any such revision will be furnished to the Customer at least thirty (30) days prior to its effective date.

7. DESIGNATION OF AGENT OR BUYER GROUP FOR CUSTOMER

Designation of an agent, if any, is made in Exhibit 3, if attached. Designation of a buyer group, if any, is made in Exhibit 4, if attached.

For Informational Purposes Only



8. DELIVERY OF GAS TO THE PECO SYSTEM

The Customer is responsible to make all necessary arrangements for the delivery of gas to PECO's system through the facilities of Texas Eastern Transmission Corporation or Transcontinental Gas Pipe Line Corporation. The Customer bears sole responsibility for all costs incurred to deliver transportation gas to PECO's city gate stations including, but not limited to, balancing or penalty charges. The Customer is responsible for any imbalance; penalty or similar charge assessed PECO, which results from Customer's operations.

The Customer-owned gas transported by Transcontinental shall be delivered to:
Transfer Point #6555 - Transco/PECO interconnections

The Customer-owned gas transported by Texas Eastern shall be delivered to the points listed below, and all such points shall be included in the Texas Eastern transportation contract executed by the Customer or his agent.

M&R No. 035 Tetco/PECO interconnection, Delaware Co., PA
M&R No. 036 Tetco/PECO interconnection, Montgomery Co., PA
M&R No. 1220 Tetco/PECO interconnection, Montgomery Co., PA
M&R No. 2004 Tetco/PECO interconnection, Chester Co., PA
M&R No. 2405 Tetco/PECO interconnection, Montgomery Co., PA
M&R No. 2475 Tetco/PECO interconnection, Montgomery Co., PA

9. TELEMETRY AND TELEPHONE EQUIPMENT

- (a) Customer shall permit PECO to install and operate telemetering equipment to remotely read PECO's meter.
- (b) Customer shall provide and pay for telephone service required for the operation of PECO's equipment and/or the transmittal of data from PECO's meter, as directed by PECO. Customer must maintain either a dedicated non-digital telephone line or telephone equipment that converts the digital signal to analog.
Customer shall provide telephone service for this purpose at least fifteen (15) working days prior to the commencement of service under this agreement.
- (c) Service under this contract will not be provided prior to the date on which Customer installs the required telephone service. Customer is responsible to maintain the telephone service in working order at all times.
- (d) PECO will read the meter on the last day of the month if a reading is not transmitted. If the PECO technician determines that the phone line is not functioning, Customer will be notified that the phone line must be repaired within thirty (30) days.
- (e) If more than thirty (30) days elapse and the telephone service is not restored to working order to PECO's satisfaction, then the following steps will be taken:



- (1) If PECO has sufficient capacity in its gas supply system to supply Customer, then Customer's Account will be served as firm service on PECO's Rate GC-General Service-Commercial and Industrial, for a minimum of twelve (12) months.
- (2) If PECO does not have sufficient capacity in its gas supply system to supply Customer, then PECO will disconnect Customer's facility from the PECO gas supply system for a minimum of twelve (12) months. During any such period of disconnection, Customer will use an alternate fuel to meet its heating and process needs.

EXHIBITS

All Exhibits marked below are incorporated into, and made a part of, this agreement. An exhibit may be added or superseded by agreement of PECO and the customer to be effective on the date shown in the new or superseding exhibit.

- Exhibit 1 - Gas Consumption Capability, Contract Quantities, and Commodity Charges
- Exhibit 2 - Nomination Procedure
- Exhibit 3 - Designation of Agent for Customer
- Exhibit 4 - Transportation Buyer Group
- Exhibit 5 - Alternate Fuel Certification Statement
- Exhibit 6 - Election to Decline Full Firm Standby Sales Service

10. TERM

The initial term of this agreement shall be one year commencing, . After the initial term, this agreement shall continue on a month-to-month basis. Either party may cancel this agreement after the initial term, upon at least thirty (30) days notice prior to any monthly renewal date. Any termination of this agreement shall not relieve either party of any obligation incurred prior to the effective date of termination.

11. TERMINATION

If this agreement is canceled during any renewal term by the Customer, Standby Sales Service demand charges under Rate TS-F shall be due and payable until PECO is able to reduce its purchase obligations or otherwise utilize the released supplies pursuant to PECO's Tariff, Gas Transportation Service-General Terms and Conditions, Rule 3.3. If PECO cancels this agreement during any renewal term, Standby Sales Service demand charges shall terminate.

For Informational Purposes Only



12. NOTICES AND COMMUNICATIONS

Any formal communications concerning this agreement shall be in writing and delivered either by hand, by first class certified mail, or by facsimile to the appropriate address as follows:

CUSTOMER		COMPANY	
Notices and Correspondence:		Notices and Correspondence:	
Customer Name:		PECO ENERGY COMPANY	
Contact Name:		Contact Name:	
Address:		Address:	
City:		City:	
State/Zip:	/	State/Zip:	/
Telephone:	() -	Telephone:	() -
Fax:	() -	Fax:	() -
Daily Operations:		Dispatching:	
Customer Location:		PECO Energy Company	
Contact Name:		Contact Name: Gas Supply & Transportation Group Attention: End User Transportation Analyst	
Address:		Address: 2301 Market Street S9-1	
City:		City: Philadelphia	
State/Zip:	/	State/Zip: PA 19103	
Telephone:	() -	Telephone: (215) 841-6422 or (215) 841-6438	
Fax:	() -	Fax: (215) 841-6906	

13. WARRANTIES

The Customer warrants that:

- (a) It has good and marketable title to all gas delivered to PECO under this agreement.
- (b) Such gas will be and is free and clear of all liens, encumbrances, and claims whatsoever, and
- (c) Such gas meets the quality and pressure specifications of the transporting pipelines.

For Informational Purposes Only



14. ADVERSE CONDITIONS

Before PECO installs any facilities, Customer agrees to provide in writing to PECO all available information regarding potential or actual contamination, waste or similar materials or other adverse environmental or hazardous conditions on the Customer's premises on or near where PECO facilities are to be located.

15. INDEMNITY

The customer shall indemnify and hold PECO harmless from all suits, actions, debts, accounts, damages, costs, losses, and expenses arising from or out of adverse claims of title of any and all persons to the gas delivered to PECO.

16. ENTIRE AGREEMENT

This agreement and PECO's tariff which is integrated herein, constitute the entire agreement and understanding between PECO and Customer, and shall cancel and supersede, as of its effective date, all prior contracts, supplemental agreements, negotiations, or discussions, whether oral or written, for the transportation of natural gas.

17. INTERPRETATION

This agreement shall be interpreted under the laws of the Commonwealth of Pennsylvania. This agreement and the obligations of the parties are subject to all valid laws, orders, rules, and regulations of the authorities having jurisdiction over this agreement. Captions and headings in this agreement are for convenience only and do not constitute a part of this agreement.

18. CANCELLATION

Before any installation of facilities, either party shall have the right to cancel and terminate this agreement by written notice to the other party. After such notice, both parties shall be relieved of all duties and obligations arising hereunder.

19. ASSIGNMENT

This agreement shall not be assigned by either party without the written consent of the other, in which event it shall be binding on the party to which it is assigned. Assignment of this agreement shall not release the assigning party from any of the obligations under this agreement unless such a release is agreed to in writing by the other party and the assuming party.

For Informational Purposes Only



20. CONFIDENTIALITY

The terms of this agreement including, but not limited to, the transportation commodity charges, the volume of gas transported, and all other material items shall be kept confidential by PECO, the Customer, and any agents designated by the Customer, except to the extent that any information must be disclosed to a third party as required by law.

In Witness Whereof, the parties hereto have caused this agreement to be duly executed in duplicate originals.

Customer Name:		Company:	PECO Energy Company
Signature:		Signature:	
Name (Print):		Name (Print):	
Title:		Title:	
Date:		Date:	
		Effective Date:	

For Informational Purposes Only



Exhibit 1

Gas Consumption Capability, Contract Quantities, and Commodity Charges

Customer Name:

Account Number: -

Date (if other than effective date of underlying agreement):

Gas Consumption Capability

The annual consumption capability at this metering location is _____ Mcf per year.

1. Firm Service Contract Quantities and Commodity Charges – for Rate TS-F

A. Rate TS-F Transportation Contract Quantity (TCQ) _____ Mcf/day

Annual Usage for Firm Transportation (check one):

- Less than 5,000 Mcf per year (***Exhibit 4 -Transportation Buyer Group is required***)
- Greater than 5,000 Mcf and less than 18,000 Mcf per year, or
- Greater than or equal to 18,000 Mcf per year.

B. Rate TS-F Standby Sales Service Contract Quantity _____ Mcf/day

If Customer declines firm Standby Sales Service, Exhibit 8 must be attached.

If Customer accepts firm Standby Sales Service, the Standby Sales Contract Quantity (SSQ) must equal the Rate TS-F TCQ. The total maximum firm daily quantity that PECO shall be obligated to transport is the Rate TS-F TCQ specified above. The total maximum firm daily quantity that PECO shall be obligated to supply is the Rate TS-F Standby Sales Service Quantity specified above.

C. Rate for Standby Sales Service (**Optional**):

- Rate GC (capacity is less than 18,000 Mcf per year)
- Rate L (capacity is 18,000 Mcf per year or more)

For Informational Purposes Only



2. Interruptible Service Contract Quantity and Commodity Charge – For Rate TS-I

A. Rate TS-I Transportation Contract Quantity (TCQ) Mcf/day

Annual Usage for Interruptible Transportation (check one):

- Less than 5,000 Mcf per year (**Exhibit 4 -Transportation Buyer Group is required**)
- Greater than 5,000 Mcf and less than 18,000 Mcf per year, or
- Greater than or equal to 18,000 Mcf per year.

[Note: It is not necessary to separately obtain interruptible standby sales service; that service is included in PECO’s Rate TS-I service.]

B. Alternate Fuel Categories for Rate IS Standby Service (**check one**):

Primary Alternate Fuel

Secondary Alternate Fuel (if applicable)

- Propane
- No. 2 Oil
- No. 4 Oil
- No. 6 Oil - 0.5% sulfur content
- No. 6 Oil - 1.0% sulfur content
- Reprocessed Oil
- Other:

- Propane
- No. 2 Oil
- No. 4 Oil
- No. 6 Oil - 0.5% sulfur content
- No. 6 Oil - 1.0% sulfur content
- Reprocessed Oil
- Other:

(Note: This information must be the same as provided in Exhibit 6.)

3. Other Charges

The above charges do not include balancing charges and other charges as authorized by the Pennsylvania Public Utility Commission.

4. System Losses

The quantity of transportation gas received for this account shall be reduced by the percentage specified in PECO’s Tariff, Gas Transportation Service-General Terms and Conditions, Rule 1.3.

Customer Name:		Company:	PECO Energy Company
Signature:		Signature:	
Name (Print):		Name (Print):	
Title:		Title:	
Date:		Date:	
		Effective Date:	



**Exhibit 2
Nomination Procedure**

Customer Name:

Account Number: -

Date (if other than effective date of underlying agreement):

1. Nomination information or questions concerning nominations shall be forwarded to:
PECO Gas Supply & Transportation Group
Attention: End User Transportation Analyst
2301 Market Street, Mail Stop: S18-1
Philadelphia, PA 19103
Telephone: (215) 841-6422 or (215) 841-6438
FAX: (215) 841-6906
2. Nomination information shall be submitted to PECO's Electronic Bulletin Board (EBB) showing the total dekatherms delivered to the PECO system by day. Subtotals shall also be provided by Customer and by pipeline transportation contract number. Contact PECO at the address shown above to obtain access to the EBB.
3. The Natural Gas Supplier is responsible for verifying that the pipeline is in fact delivering the nominated quantity and for notifying the customer as to its daily delivery status. The Natural Gas Supplier may fulfill this responsibility itself, or through an agent. If the responsibility verification is met by using an agent, the Natural Gas Supplier shall nonetheless be responsible for the accuracy of the verification to the same extent as if the Natural Gas Supplier had itself provided the verification.
4. Changes in nominations during a calendar month shall be provided to PECO no later than 2:00 PM Eastern time, one business day prior to the effective date of the change.

Customer Name:		Company:	PECO Energy Company
Signature:		Signature:	
Name (Print):		Name (Print):	
Title:		Title:	
Date:		Date:	
		Effective Date:	

For Informational Purposes Only



Exhibit 3

Designation of Agent for Gas Transportation Service

Customer Name:

Account Number: -

Date (if other than effective date of underlying agreement):

Customer designates the party specified below to act as agent on the Customer's behalf for scheduling, dispatching, giving and receipt of notices, and other administrative aspects of transportation service.

- Even though it has designated an agent, the Customer shall remain responsible to PECO for all of the Customer's obligations under the agreement.
- All communications from PECO to the agent will constitute communications to Customer for all purposes.
- Customer is responsible to maintain communication with its agent on all matters, including whether its agent has properly procured and delivered gas commodity for Customer. PECO is not responsible to inform Customer of any changes made by agent on Customer's behalf. PECO is not responsible to inform Customer if its agent has informed PECO that it will no longer act as Customer's supplier.
- This designation, or any substitute designation, will be effective only if provided at least five days before the end of the month.

Check one: Mail PECO bill to Customer Mail PECO bill to agent

Agent:		Address:	
Contact Person:		Telephone: () -	
Title:		Email:	

Customer Name:		Company:	PECO Energy Company
Signature:		Signature:	
Name (Print):		Name (Print):	
Title:		Title:	
Date:		Date:	
		Effective Date:	

For Informational Purposes Only



**Exhibit 4
Designation of Transportation Buyer Group**

Customer Name:

Account Number: -

Date (if other than effective date of underlying agreement):

The Customer hereby agrees to join a Buyer Group as designated below and is qualified to do so because the annual volume specified in Exhibit 1 is less than 5,000 Mcf per year.

- The natural gas supplier below agrees to sponsor a gas transportation buyer group on PECO Energy Company's (PECO's) gas system.

Supplier Name:			
Address:			
Contact Person:		Phone:	()

- Supplier agrees to provide daily allocations of transportation gas to each of the following accounts in the buyer group:

Customer Name:		Account Number:	-
Customer Name:		Account Number:	-
Customer Name:		Account Number:	-
Customer Name:		Account Number:	-
Customer Name:		Account Number:	-

- PECO Energy shall have the right to revise administrative procedures for transportation buyer groups in accordance with its tariff.

Customer Name:		Company:	PECO Energy Company
Signature:		Signature:	
Name (Print):		Name (Print):	
Title:		Title:	
Date:		Date:	
		Effective Date:	

For Informational Purposes Only



Exhibit 5

Alternate Fuel Certification

Customer Name:

Account Number:

Date (if other than effective date of underlying agreement):

Designation of Alternate Fuel

Indicate the primary alternate fuel that you are currently using for this agreement. (Note: This information must be the same as provided in Exhibit 1.) Attach a copy of your most recent invoice from your alternate fuel supplier documenting this fuel type.

<u>Primary Alternate Fuel</u>	<u>Secondary Alternate Fuel (if applicable)</u>
<input type="checkbox"/> Propane <input type="checkbox"/> No. 2 Oil <input type="checkbox"/> No. 4 Oil <input type="checkbox"/> No. 6 Oil - 0.5% sulfur content <input type="checkbox"/> No. 6 Oil - 1.0% sulfur content <input type="checkbox"/> Reprocessed Oil <input type="checkbox"/> Other:	<input type="checkbox"/> Propane <input type="checkbox"/> No. 2 Oil <input type="checkbox"/> No. 4 Oil <input type="checkbox"/> No. 6 Oil - 0.5% sulfur content <input type="checkbox"/> No. 6 Oil - 1.0% sulfur content <input type="checkbox"/> Reprocessed Oil <input type="checkbox"/> Other:

Information on Permanently Installed Oil or Propane Storage Tank(s)

Tank #1	gallons	Check if underground	<input type="checkbox"/>
Tank #2	gallons	Check if underground	<input type="checkbox"/>
Tank #3	gallons	Check if underground	<input type="checkbox"/>
Tank #4	gallons	Check if underground	<input type="checkbox"/>

Other - Please Explain:

Indicate the total gallons of oil or propane you normally maintain in inventory in the winter period in the tanks listed above: _____ gallons.

1. Under maximum-use conditions (e.g., coldest weather, maximum production, etc.), how many days would this inventory last: _____ days.

2. List any equipment that is served under this agreement that cannot use an alternate fuel.

<u>Equipment</u>	<u>Estimated Gas Use</u>
1.	Mcf per day
2.	Mcf per day
3.	Mcf per day

I hereby certify that the above information is true and correct to the best of my knowledge and belief and that my alternate fuel system is in good working condition.

Customer Name:	Title:
Signature:	Date:
Name (Print):	Effective Date:



Exhibit 6

Election to Decline Full Firm Standby Sales Service

Customer Name:

Account Number: -

Date (if other than effective date of underlying agreement):

General

The Customer hereby declines to elect full firm standby sales service from PECO equal to the TCQ for the firm transportation service under Rate TSF elected in Exhibit 1 of this agreement. The Customer therefore agrees and understands that it has no contractual right to purchase gas from PECO under any rate schedule on a daily or monthly basis, and PECO has no obligation to supply natural gas to the Customer, during the term of the agreement, greater than the standby sales quantity (SSQ) indicated in Exhibit 1 of this agreement. Upon termination of the agreement, any obligation to provide retail sales service greater than the SSQ is contingent upon PECO's ability to arrange the additional gas supply.

Election in Exhibit 1 to Decline Firm Standby Sales Service

The Customer understands that unauthorized use will be billed at the rate set forth in the PECO Energy Company Gas Service Tariff. Gas consumption under the following conditions shall be considered unauthorized use: 1) any gas use when the Customer's supplier fails to deliver, 2) consumption of gas exceeding the daily deliveries plus the allowable daily variation, and 3) any consumption of gas in excess of the total delivered in a billing month. The billing for unauthorized use does not provide the Customer with a right to consume gas supplied by PECO and Customer may be liable for damages to PECO and PECO's other customers that are attributable to unauthorized use of gas.

Election in Exhibit 1 of Partial Firm Standby Sales Service

The Customer understands that unauthorized use will be billed at the rate set forth in the PECO Energy Company Gas Service Tariff. Gas consumption under the following conditions shall be considered unauthorized use: 1) any gas use in excess of the SSQ when the Customer's supplier fails to deliver, 2) consumption of gas exceeding the daily deliveries plus the allowable daily variation plus the standby sales quantity, and 3) the quantity of deficient deliveries at the conclusion of a billing month that exceeds the SSQ times the number of days in the billing month. The billing for unauthorized use does not provide the Customer with a right to consume gas supplied by PECO and Customer may be liable for damages to PECO and PECO's other customers that are attributable to unauthorized use of gas.



Customer Acknowledgement

The Customer acknowledges that it fully understands and accepts the risks and responsibilities of making its own natural gas supply and transportation arrangements. The Customer further acknowledges that the consumption of unauthorized gas may result in severe operational problems on PECO's distribution system and that it has been advised that PECO intends to take appropriate action, as described below, to protect the integrity of the gas distribution system:

- 1) PECO will take such steps that are necessary to prevent the customer from consuming unauthorized gas, may physically stop unauthorized use by either manually or remotely shutting off gas to the customer's meter, and may, at its discretion, install a remote shut-off valve for this purpose. Although PECO will make reasonable efforts to notify Customer at least 1 hour prior to stoppage of unauthorized use, stoppage of unauthorized use is not conditional upon such notice. PECO will make reasonable efforts to restore physical deliveries as soon as gas supply of Customer is resumed and the restoration process can be coordinated with Customer.
- 2) The Customer understands that unauthorized use will be determined on a daily basis and that the Customer (or its agent) is solely responsible for delivering daily gas supply to PECO. In determining the daily quantity of delivered gas supply, PECO relies on the daily nomination information provided by Customer, its agent and the interstate pipelines. Where the Customer's agent nominates pipeline deliveries for more than one PECO customer, it is the sole responsibility of Customer, through its agent, to provide Customer's individual allocation of agent's pipeline deliveries. In the absence of Customer-specific allocation for a specific day received by PECO prior to the beginning of the gas day, the Customer has no delivered gas supply that day for purposes of affecting a stoppage of unauthorized use.
- 3) Customer also acknowledges that the rate set forth in the PECO Energy Company Gas Service Tariff will apply to the volumes of unauthorized gas consumed, but that this in no way implies that gas will be available, nor it is intended as a backup source of gas. Payment of a penalty by the Customer for unauthorized use does not give the Customer any rights to use such gas.

Emergencies and Operational Flow Orders

The customer understands that provisions of PECO's Gas Tariff and Commission regulations apply to emergency conditions. The Customer understands that PECO may issue operational flow orders or similar directives as necessary and that such orders or directives may, among other things, suspend the availability of the allowable daily variation in determining unauthorized use.

For Informational Purposes Only



Tariff Changes

The Customer acknowledges being advised by PECO that PECO intends to propose changes to its Gas Tariff from time to time and that changes authorized by the Commission will supersede any inconsistent provision herein.

Sales and Use Taxes

The Customer understands that the amounts billed by PECO for transportation service do not include applicable sales or use taxes, or any other taxes that may apply to sale and purchase of transported gas.

Termination and Adjustment

PECO shall have the right to cancel this service agreement and/or adjust Customer's SSQ to a reasonable level if unauthorized use occurs during the term of this agreement. Moreover, PECO and Customer may mutually agree on changes in SSQ during the term of the agreement, including reductions in SSQ should Customer requirements change during the term.

Backup Fuel

If the Customer maintains an alternate fuel supply, the Customer hereby agrees to maintain and switch to said alternate fuel supply in the event of a loss of gas deliveries. The Customer agrees to notify PECO if the alternate fuel supply should become unusable.

Customer Name:		Company:	PECO Energy Company
Signature:		Signature:	
Name (Print):		Name (Print):	
Title:		Title:	
Date:		Date:	
		Effective Date:	

For Informational Purposes Only

PECO
PUC 1307(f) Filing

SECTION 11

PECO
PUC 1307(f) Filing
Glossary of Terms

Customer Number – a randomly assigned number to each customer, for PGC filing purposes only.

Rate – PECO billing rate code

- 1) TFL = Gas Transportation with Firm L Backup: greater than or equal to 18,000 mcf annually
- 2) TFG = Gas Transportation with Firm GC Backup: less than or equal to 18,000 mcf annually
- 3) TSG = Gas Rate TSI and TSF with GC Backup: less than or equal to 18,000 mcf annually
- 4) TSL = Gas Rate TSI and TSF with L Backup: greater than or equal to 18,000 mcf annually
- 5) TSI = Transportation Service Interruptible

Interruptible TCQ – Interruptible Transportation Contract Quantity (TCQ) is the maximum daily volume of interruptible gas expressed in mcf net of system losses where applicable, to be transported and delivered to the Customer.

Firm TCQ – is the maximum daily volume of firm gas expressed in mcf net of system losses where applicable, to be transported a

Firm SSQ – Firm Standby Sales Quantity (SSQ) is the maximum daily quantity of gas expressed in mcf that the Customer may purchase.

Size Category – is provided for each meter location having a gas consumption capability of over / under 18,000 mcf annually.

Commodity Rate – is the fixed and/or variable distribution charge as noted in the Gas Tariff.

Customer Number	Rate	Interruptible TCQ	Firm TCQ	Firm SSQ	Size	Category	Commodity Rate
1	P-TFG	0	473	0	BELOW	18,000 MCF/YEAR	2.7319
2	P-TFG	0	336	0	BELOW	18,000 MCF/YEAR	2.7319
3	P-TSG	336	60	12	BELOW	18,000 MCF/YEAR	1.7293
4	P-TSI	1938	0	0	BELOW	18,000 MCF/YEAR	1.7293
5	P-TFL	0	2292	0	ABOVE	18,000 MCF/YEAR	1.347
6	P-TFL	0	12012	0	ABOVE	18,000 MCF/YEAR	1.347
7	P-TFL	0	13800	12	ABOVE	18,000 MCF/YEAR	1.347
8	P-TSL	2992	48	48	ABOVE	18,000 MCF/YEAR	0.9954
9	P-TSI	1668	0	0	ABOVE	18,000 MCF/YEAR	0.9954
10	P-TSI	6349	0	0	ABOVE	18,000 MCF/YEAR	0.9954
11	P-TFL	0	6770	0	ABOVE	18,000 MCF/YEAR	1.347
12	P-TFG	0	396	0	BELOW	18,000 MCF/YEAR	2.7319
13	P-TFG	0	228	0	BELOW	18,000 MCF/YEAR	2.7319
14	P-TSI	372	0	0	BELOW	18,000 MCF/YEAR	1.7293
15	P-TSI	360	0	0	BELOW	18,000 MCF/YEAR	1.7293
16	P-TSI	180	0	0	BELOW	18,000 MCF/YEAR	1.7293
17	P-TSI	288	0	0	BELOW	18,000 MCF/YEAR	1.7293
18	P-TSI	480	0	0	BELOW	18,000 MCF/YEAR	1.7293
19	P-TSI	399	0	0	BELOW	18,000 MCF/YEAR	1.7293
20	P-TSI	677	0	0	BELOW	18,000 MCF/YEAR	1.7293
21	P-TFG	0	384	12	BELOW	18,000 MCF/YEAR	2.7319
22	P-TFL	0	3678	12	ABOVE	18,000 MCF/YEAR	1.347
23	P-TFL	0	2124	0	ABOVE	18,000 MCF/YEAR	1.347
24	P-TSI	1020	0	0	ABOVE	18,000 MCF/YEAR	0.9954
25	P-TSI	564	0	0	BELOW	18,000 MCF/YEAR	1.7293
26	P-TFG	0	713	0	BELOW	18,000 MCF/YEAR	2.7319
27	P-TFG	0	101	0	BELOW	18,000 MCF/YEAR	2.7319
28	P-TFG	0	780	12	BELOW	18,000 MCF/YEAR	2.7319
29	P-TSI	2340	0	0	ABOVE	18,000 MCF/YEAR	0.9954
30	P-TFL	0	1801	0	ABOVE	18,000 MCF/YEAR	1.347
31	P-TSI	5112	0	0	BELOW	18,000 MCF/YEAR	1.7293

Customer Number	Rate	Interruptible TCQ	Firm TCQ	Firm SSQ	Size	Category	Commodity Rate
32	P-TSL	2376	3564	0	ABOVE	18,000 MCF/YEAR	0.9954
33	P-TSI	3460	0	0	ABOVE	18,000 MCF/YEAR	0.9954
34	P-TFG	0	348	0	BELOW	18,000 MCF/YEAR	2.7319
35	P-TFG	0	108	0	BELOW	18,000 MCF/YEAR	2.7319
36	P-TFG	0	1188	0	BELOW	18,000 MCF/YEAR	2.7319
37	P-TFG	0	204	0	BELOW	18,000 MCF/YEAR	2.7319
38	P-TSI	264	0	0	BELOW	18,000 MCF/YEAR	1.7293
39	P-TSI	216	0	0	BELOW	18,000 MCF/YEAR	1.7293
40	P-TSI	252	0	0	BELOW	18,000 MCF/YEAR	1.7293
41	P-TSI	228	0	0	BELOW	18,000 MCF/YEAR	1.7293
42	P-TSI	216	0	0	BELOW	18,000 MCF/YEAR	1.7293
43	P-TSG	1108	36	0	BELOW	18,000 MCF/YEAR	1.7293
44	P-TFL	0	3775	0	ABOVE	18,000 MCF/YEAR	1.347
45	P-TFL	0	1552	0	ABOVE	18,000 MCF/YEAR	1.347
46	P-TFG	0	991	0	BELOW	18,000 MCF/YEAR	2.7319
47	P-TFG	0	960	12	BELOW	18,000 MCF/YEAR	2.7319
48	P-TFG	0	972	0	BELOW	18,000 MCF/YEAR	2.7319
49	P-TFL	0	2295	12	ABOVE	18,000 MCF/YEAR	1.347
50	P-TFL	0	3086	12	ABOVE	18,000 MCF/YEAR	1.347
51	P-TFG	0	497	0	BELOW	18,000 MCF/YEAR	2.7319
52	P-TFL	0	2520	12	ABOVE	18,000 MCF/YEAR	1.347
53	P-TFG	0	132	0	BELOW	18,000 MCF/YEAR	2.7319
54	P-TFG	0	84	0	BELOW	18,000 MCF/YEAR	2.7319
55	P-TFG	0	672	420	BELOW	18,000 MCF/YEAR	2.7319
56	P-TSI	3780	0	0	ABOVE	18,000 MCF/YEAR	0.9954
57	P-TFG	0	624	12	BELOW	18,000 MCF/YEAR	2.7319
58	P-TSI	360	0	0	BELOW	18,000 MCF/YEAR	1.7293
59	P-TSI	460	0	0	BELOW	18,000 MCF/YEAR	1.7293
60	P-TFG	0	1632	0	BELOW	18,000 MCF/YEAR	2.7319
61	P-TFG	0	1729	120	BELOW	18,000 MCF/YEAR	2.7319
62	P-TFL	0	4009	12	ABOVE	18,000 MCF/YEAR	1.347
63	P-TFG	0	1479	12	BELOW	18,000 MCF/YEAR	2.7319

Customer Number	Rate	Interruptible TCQ	Firm TCQ	Firm SSQ	Size	Category	Commodity Rate
64	P-TFG	0	360	0	BELOW	18,000 MCF/YEAR	2.7319
65	P-TFG	0	468	0	BELOW	18,000 MCF/YEAR	2.7319
66	P-TFG	0	36	0	BELOW	18,000 MCF/YEAR	2.7319
67	P-TFL	0	1548	0	ABOVE	18,000 MCF/YEAR	1.347
68	P-TFG	0	555	12	BELOW	18,000 MCF/YEAR	2.7319
69	P-TSI	792	0	0	BELOW	18,000 MCF/YEAR	1.7293
70	P-TFL	0	11124	0	ABOVE	18,000 MCF/YEAR	1.347
71	P-TFG	0	288	0	BELOW	18,000 MCF/YEAR	2.7319
72	P-TSI	13992	0	0	ABOVE	18,000 MCF/YEAR	0.9954
73	P-TSI	21192	0	0	ABOVE	18,000 MCF/YEAR	0.9954
74	P-TFG	0	348	12	BELOW	18,000 MCF/YEAR	2.7319
75	P-TFG	0	108	0	BELOW	18,000 MCF/YEAR	2.7319
76	P-TFG	0	288	12	BELOW	18,000 MCF/YEAR	2.7319
77	P-TFG	0	300	0	BELOW	18,000 MCF/YEAR	2.7319
78	P-TSL	6697	480	0	ABOVE	18,000 MCF/YEAR	0.9954
79	P-TSI	1404	0	0	BELOW	18,000 MCF/YEAR	1.7293
80	P-TSG	557	165	0	BELOW	18,000 MCF/YEAR	1.7293
81	P-TFG	0	180	96	BELOW	18,000 MCF/YEAR	2.7319
82	P-TFG	0	168	192	BELOW	18,000 MCF/YEAR	2.7319
83	P-TFG	0	408	0	BELOW	18,000 MCF/YEAR	2.7319
84	P-TFG	0	996	0	BELOW	18,000 MCF/YEAR	2.7319
85	P-TFG	0	24	36	BELOW	18,000 MCF/YEAR	2.7319
86	P-TFG	0	48	36	BELOW	18,000 MCF/YEAR	2.7319
87	P-TFG	0	1318	132	BELOW	18,000 MCF/YEAR	2.7319
88	P-TFG	0	1044	0	BELOW	18,000 MCF/YEAR	2.7319
89	P-TFL	0	1896	0	ABOVE	18,000 MCF/YEAR	1.347
90	P-TFL	0	8723	0	ABOVE	18,000 MCF/YEAR	1.347
91	P-TFG	0	1296	0	BELOW	18,000 MCF/YEAR	2.7319
92	P-TFG	0	367	12	BELOW	18,000 MCF/YEAR	2.7319
93	P-TFG	0	1973	12	BELOW	18,000 MCF/YEAR	2.7319
94	P-TFG	0	444	12	BELOW	18,000 MCF/YEAR	2.7319
95	P-TFG	0	460	420	BELOW	18,000 MCF/YEAR	2.7319

Customer Number	Rate	Interruptible TCQ	Firm TCQ	Firm SSQ	Size	Category	Commodity Rate
96	P-TFG	0	384	12	BELOW	18,000 MCF/YEAR	2.7319
97	P-TFG	0	849	12	BELOW	18,000 MCF/YEAR	2.7319
98	P-TFL	0	1706	0	ABOVE	18,000 MCF/YEAR	1.347
99	P-TFL	0	1775	0	ABOVE	18,000 MCF/YEAR	1.347
100	P-TFG	0	924	0	BELOW	18,000 MCF/YEAR	2.7319
101	P-TSI	936	0	0	BELOW	18,000 MCF/YEAR	1.7293
102	P-TFG	0	228	0	BELOW	18,000 MCF/YEAR	2.7319
103	P-TFL	0	2151	12	ABOVE	18,000 MCF/YEAR	1.347
104	P-TFL	0	2484	0	ABOVE	18,000 MCF/YEAR	1.347
105	P-TFL	0	5688	0	ABOVE	18,000 MCF/YEAR	1.347
106	P-TFG	0	996	0	BELOW	18,000 MCF/YEAR	2.7319
107	P-TFL	0	1728	0	ABOVE	18,000 MCF/YEAR	1.347
108	P-TFL	0	14041	876	ABOVE	18,000 MCF/YEAR	1.347
109	P-TFG	0	480	12	BELOW	18,000 MCF/YEAR	2.7319
110	P-TFG	0	612	0	BELOW	18,000 MCF/YEAR	2.7319
111	P-TFG	0	648	0	BELOW	18,000 MCF/YEAR	2.7319
112	P-TSI	1133	0	0	BELOW	18,000 MCF/YEAR	1.7293
113	P-TFL	0	8250	0	ABOVE	18,000 MCF/YEAR	1.347
114	P-TFG	0	348	0	BELOW	18,000 MCF/YEAR	2.7319
115	P-TFG	0	1392	0	BELOW	18,000 MCF/YEAR	2.7319
116	P-TFG	0	1498	12	BELOW	18,000 MCF/YEAR	2.7319
117	P-TFG	0	168	0	BELOW	18,000 MCF/YEAR	2.7319
118	P-TFG	0	156	0	BELOW	18,000 MCF/YEAR	2.7319
119	P-TFG	0	336	0	BELOW	18,000 MCF/YEAR	2.7319
120	P-TFL	0	1267	0	ABOVE	18,000 MCF/YEAR	1.347
121	P-TFG	0	804	0	BELOW	18,000 MCF/YEAR	2.7319
122	P-TFG	0	775	0	BELOW	18,000 MCF/YEAR	2.7319
123	P-TFL	0	1632	12	ABOVE	18,000 MCF/YEAR	1.347
124	P-TFG	0	1092	0	BELOW	18,000 MCF/YEAR	2.7319
125	P-TSI	24936	0	0	ABOVE	18,000 MCF/YEAR	0.9954
126	P-TFG	0	1020	0	BELOW	18,000 MCF/YEAR	2.7319
127	P-TFL	0	8976	0	ABOVE	18,000 MCF/YEAR	1.347

Customer Number	Rate	Interruptible TCQ	Firm TCQ	Firm SSQ	Size	Category	Commodity Rate
128	P-TFG	0	355	0	BELOW	18,000 MCF/YEAR	2.7319
129	P-TFL	0	23052	0	ABOVE	18,000 MCF/YEAR	1.347
130	P-TSI	2748	0	0	ABOVE	18,000 MCF/YEAR	0.9954
131	P-TSI	252	0	0	BELOW	18,000 MCF/YEAR	1.7293
132	P-TSI	348	0	0	BELOW	18,000 MCF/YEAR	1.7293
133	P-TSI	654	0	0	BELOW	18,000 MCF/YEAR	1.7293
134	P-TSI	252	0	0	BELOW	18,000 MCF/YEAR	1.7293
135	P-TSI	1537	0	0	BELOW	18,000 MCF/YEAR	1.7293
136	P-TSI	504	0	0	BELOW	18,000 MCF/YEAR	1.7293
137	P-TSI	780	0	0	BELOW	18,000 MCF/YEAR	1.7293
138	P-TFG	0	1392	0	BELOW	18,000 MCF/YEAR	2.7319
139	P-TFG	0	607	0	BELOW	18,000 MCF/YEAR	2.7319
140	P-TFG	0	480	0	BELOW	18,000 MCF/YEAR	2.7319
141	P-TSI	612	0	0	BELOW	18,000 MCF/YEAR	1.7293
142	P-TFL	0	4266	12	ABOVE	18,000 MCF/YEAR	1.347
143	P-TFL	0	2208	0	ABOVE	18,000 MCF/YEAR	1.347
144	P-TFG	0	216	0	BELOW	18,000 MCF/YEAR	2.7319
145	P-TFL	0	11893	0	ABOVE	18,000 MCF/YEAR	1.347
146	P-TFG	0	2695	22	BELOW	18,000 MCF/YEAR	2.7319
147	P-TSG	408	72	12	BELOW	18,000 MCF/YEAR	1.7293
148	P-TFG	0	372	0	BELOW	18,000 MCF/YEAR	2.7319
149	P-TFG	0	1740	0	BELOW	18,000 MCF/YEAR	2.7319
150	P-TFG	0	1330	0	BELOW	18,000 MCF/YEAR	2.7319
151	P-TSI	828	0	0	BELOW	18,000 MCF/YEAR	1.7293
152	P-TFG	0	288	0	BELOW	18,000 MCF/YEAR	2.7319
153	P-TFG	0	96	0	BELOW	18,000 MCF/YEAR	2.7319
154	P-TFG	0	276	0	BELOW	18,000 MCF/YEAR	2.7319
155	P-TFG	0	240	0	BELOW	18,000 MCF/YEAR	2.7319
156	P-TFG	0	1236	0	BELOW	18,000 MCF/YEAR	2.7319
157	P-TFL	0	2425	0	ABOVE	18,000 MCF/YEAR	1.347
158	P-TFL	0	2064	12	ABOVE	18,000 MCF/YEAR	1.347
159	P-TFG	0	922	0	BELOW	18,000 MCF/YEAR	2.7319

Customer Number	Rate	Interruptible TCQ	Firm TCQ	Firm SSQ	Size	Category	Commodity Rate
160	P-TSI	2190	0	0	BELOW	18,000 MCF/YEAR	1.7293
161	P-TFL	0	8280	0	ABOVE	18,000 MCF/YEAR	1.347
162	P-TFG	0	336	0	BELOW	18,000 MCF/YEAR	2.7319
163	P-TFG	0	80	0	BELOW	18,000 MCF/YEAR	2.7319
164	P-TFL	0	4764	120	ABOVE	18,000 MCF/YEAR	1.347
165	P-TFL	0	3828	12	ABOVE	18,000 MCF/YEAR	1.347
166	P-TSG	624	900	0	BELOW	18,000 MCF/YEAR	1.7293
167	P-TSI	2143	0	0	BELOW	18,000 MCF/YEAR	1.7293
168	P-TFG	0	1050	0	BELOW	18,000 MCF/YEAR	2.7319
169	P-TFG	0	552	12	BELOW	18,000 MCF/YEAR	2.7319
170	P-TFG	0	204	12	BELOW	18,000 MCF/YEAR	2.7319
171	P-TFG	0	396	12	BELOW	18,000 MCF/YEAR	2.7319
172	P-TFG	0	312	12	BELOW	18,000 MCF/YEAR	2.7319
173	P-TFG	0	168	0	BELOW	18,000 MCF/YEAR	2.7319
174	P-TFG	0	312	12	BELOW	18,000 MCF/YEAR	2.7319
175	P-TSG	624	180	0	BELOW	18,000 MCF/YEAR	1.7293
176	P-TFG	0	252	12	BELOW	18,000 MCF/YEAR	2.7319
177	P-TFG	0	312	0	BELOW	18,000 MCF/YEAR	2.7319
178	P-TFG	0	432	0	BELOW	18,000 MCF/YEAR	2.7319
179	P-TSI	8193	0	0	ABOVE	18,000 MCF/YEAR	0.9954
180	P-TSI	744	0	0	BELOW	18,000 MCF/YEAR	1.7293
181	P-TFL	0	6684	0	ABOVE	18,000 MCF/YEAR	1.347
182	P-TFL	0	2148	0	ABOVE	18,000 MCF/YEAR	1.347
183	P-TFG	0	1080	12	BELOW	18,000 MCF/YEAR	2.7319
184	P-TFG	0	264	0	BELOW	18,000 MCF/YEAR	2.7319
185	P-TSI	180	0	0	BELOW	18,000 MCF/YEAR	1.7293
186	P-TSI	168	0	0	BELOW	18,000 MCF/YEAR	1.7293
187	P-TSI	168	0	0	BELOW	18,000 MCF/YEAR	1.7293
188	P-TSI	835	0	0	BELOW	18,000 MCF/YEAR	1.7293
189	P-TSI	804097	0	0	ABOVE	18,000 MCF/YEAR	0.9954
190	P-TFL	0	1240	0	ABOVE	18,000 MCF/YEAR	1.347
191	P-TFG	0	623	0	BELOW	18,000 MCF/YEAR	2.7319

Customer Number	Rate	Interruptible TCQ	Firm TCQ	Firm SSQ	Size	Category	Commodity Rate
192	P-TFL	0	2232	0	ABOVE	18,000 MCF/YEAR	1.347
193	P-TFG	0	1440	0	BELOW	18,000 MCF/YEAR	2.7319
194	P-TFL	0	4404	120	ABOVE	18,000 MCF/YEAR	1.347
195	P-TFL	0	5831	0	ABOVE	18,000 MCF/YEAR	1.347
196	P-TSI	2054	0	0	BELOW	18,000 MCF/YEAR	1.7293
197	P-TSI	8943	0	0	BELOW	18,000 MCF/YEAR	1.7293
198	P-TSI	6703	0	0	ABOVE	18,000 MCF/YEAR	0.9954
199	P-TFL	0	1765	0	ABOVE	18,000 MCF/YEAR	1.347
200	P-TFL	0	24060	0	ABOVE	18,000 MCF/YEAR	1.347
201	P-TSI	804	0	0	BELOW	18,000 MCF/YEAR	1.7293
202	P-TFG	0	56	0	BELOW	18,000 MCF/YEAR	2.7319
203	P-TSI	360	0	0	BELOW	18,000 MCF/YEAR	1.7293
204	P-TFL	0	1736	0	ABOVE	18,000 MCF/YEAR	1.347
205	P-TFG	0	648	0	BELOW	18,000 MCF/YEAR	2.7319
206	P-TFL	0	16041	12	ABOVE	18,000 MCF/YEAR	1.347
207	P-TFG	0	636	0	BELOW	18,000 MCF/YEAR	2.7319
208	P-TSI	792	0	0	BELOW	18,000 MCF/YEAR	1.7293
209	P-TSI	1585	0	0	ABOVE	18,000 MCF/YEAR	0.9954
210	P-TSI	1934	0	0	ABOVE	18,000 MCF/YEAR	0.9954
211	P-TFG	0	439	0	BELOW	18,000 MCF/YEAR	2.7319
212	P-TSI	5088	0	0	ABOVE	18,000 MCF/YEAR	0.9954
213	P-TSI	3312	0	0	BELOW	18,000 MCF/YEAR	1.7293
214	P-TSI	7104	0	0	ABOVE	18,000 MCF/YEAR	0.9954
215	P-TSI	2552	0	0	ABOVE	18,000 MCF/YEAR	0.9954
216	P-TFG	0	1716	12	BELOW	18,000 MCF/YEAR	2.7319
217	P-TFL	0	768	0	ABOVE	18,000 MCF/YEAR	1.347
218	P-TFG	0	1843	0	BELOW	18,000 MCF/YEAR	2.7319
219	P-TFG	0	516	0	BELOW	18,000 MCF/YEAR	2.7319
220	P-TFG	0	789	0	BELOW	18,000 MCF/YEAR	2.7319
221	P-TSI	3148	0	0	ABOVE	18,000 MCF/YEAR	0.9954
222	P-TSI	6936	0	0	ABOVE	18,000 MCF/YEAR	0.9954
223	P-TSI	14018	0	0	ABOVE	18,000 MCF/YEAR	0.9954

Customer Number	Rate	Interruptible TCQ	Firm TCQ	Firm SSQ	Size	Category	Commodity Rate
224	P-TSI	492	0	0	BELOW	18,000 MCF/YEAR	1.7293
225	P-TSI	971	0	0	BELOW	18,000 MCF/YEAR	1.7293
226	P-TSI	396	0	0	BELOW	18,000 MCF/YEAR	1.7293
227	P-TFL	0	3618	0	ABOVE	18,000 MCF/YEAR	1.347
228	P-TFG	0	264	0	BELOW	18,000 MCF/YEAR	2.7319
229	P-TFL	0	3364	0	ABOVE	18,000 MCF/YEAR	1.347
230	P-TFL	0	4010	240	ABOVE	18,000 MCF/YEAR	1.347
231	P-TFG	0	552	0	BELOW	18,000 MCF/YEAR	2.7319
232	P-TSI	276	0	0	BELOW	18,000 MCF/YEAR	1.7293
233	P-TFG	0	216	0	BELOW	18,000 MCF/YEAR	2.7319
234	P-TFG	0	504	12	BELOW	18,000 MCF/YEAR	2.7319
235	P-TFG	0	300	12	BELOW	18,000 MCF/YEAR	2.7319
236	P-TFG	0	372	12	BELOW	18,000 MCF/YEAR	2.7319
237	P-TFG	0	258	0	BELOW	18,000 MCF/YEAR	2.7319
238	P-TFL	0	1344	0	ABOVE	18,000 MCF/YEAR	1.347
239	P-TSI	6480	0	0	ABOVE	18,000 MCF/YEAR	0.9954
240	P-TSI	6850	0	0	ABOVE	18,000 MCF/YEAR	0.9954
241	P-TFL	0	4632	12	ABOVE	18,000 MCF/YEAR	1.347
242	P-TSI	384	0	0	BELOW	18,000 MCF/YEAR	1.7293
243	P-TSI	1296	0	0	BELOW	18,000 MCF/YEAR	1.7293
244	P-TSG	845	12	12	BELOW	18,000 MCF/YEAR	1.7293
245	P-TSI	960	0	0	BELOW	18,000 MCF/YEAR	1.7293
246	P-TFG	0	252	12	BELOW	18,000 MCF/YEAR	2.7319
247	P-TSL	17172	5208	0	ABOVE	18,000 MCF/YEAR	0.9954
248	P-TFL	0	1541	1200	ABOVE	18,000 MCF/YEAR	1.347
249	P-TSI	5652	0	0	ABOVE	18,000 MCF/YEAR	0.9954
250	P-TSG	1492	48	48	BELOW	18,000 MCF/YEAR	1.7293
251	P-TSG	772	36	36	BELOW	18,000 MCF/YEAR	1.7293
252	P-TSI	360	0	0	BELOW	18,000 MCF/YEAR	1.7293
253	P-TFG	0	605	0	BELOW	18,000 MCF/YEAR	2.7319
254	P-TFG	0	612	0	BELOW	18,000 MCF/YEAR	2.7319
255	P-TFG	0	792	0	BELOW	18,000 MCF/YEAR	2.7319

Customer Number	Rate	Interruptible TCQ	Firm TCQ	Firm SSQ	Size	Category	Commodity Rate
256	P-TSI	6199	0	0	ABOVE	18,000 MCF/YEAR	0.9954
257	P-TSI	16120	0	0	ABOVE	18,000 MCF/YEAR	0.9954
258	P-TFG	0	1506	240	BELOW	18,000 MCF/YEAR	2.7319
259	P-TFG	0	785	0	BELOW	18,000 MCF/YEAR	2.7319
260	P-TFL	0	4296	0	ABOVE	18,000 MCF/YEAR	1.347
261	P-TFG	0	108	0	BELOW	18,000 MCF/YEAR	2.7319
262	P-TFG	0	5124	0	BELOW	18,000 MCF/YEAR	2.7319
263	P-TSL	3992	504	504	ABOVE	18,000 MCF/YEAR	0.9954
264	P-TFG	0	179	0	BELOW	18,000 MCF/YEAR	2.7319
265	P-TFL	0	3048	12	ABOVE	18,000 MCF/YEAR	1.347
266	P-TSI	3379	0	0	ABOVE	18,000 MCF/YEAR	0.9954
267	P-TFL	0	32601	0	ABOVE	18,000 MCF/YEAR	1.347
268	P-TSG	912	48	48	BELOW	18,000 MCF/YEAR	1.7293
269	P-TFG	0	264	0	BELOW	18,000 MCF/YEAR	2.7319
270	P-TFG	0	312	0	BELOW	18,000 MCF/YEAR	2.7319
271	P-TFG	0	68	0	BELOW	18,000 MCF/YEAR	2.7319
272	P-TFG	0	576	0	BELOW	18,000 MCF/YEAR	2.7319
273	P-TFG	0	168	0	BELOW	18,000 MCF/YEAR	2.7319
274	P-TFL	0	2141	0	ABOVE	18,000 MCF/YEAR	1.347
275	P-TFG	0	72	0	BELOW	18,000 MCF/YEAR	2.7319
276	P-TSI	4476	0	0	ABOVE	18,000 MCF/YEAR	0.9954
277	P-TSI	679	0	0	BELOW	18,000 MCF/YEAR	1.7293
278	P-TFG	0	629	0	BELOW	18,000 MCF/YEAR	2.7319
279	P-TSG	741	144	0	BELOW	18,000 MCF/YEAR	1.7293
280	P-TFL	0	3324	0	ABOVE	18,000 MCF/YEAR	1.347
281	P-TFL	0	7296	0	ABOVE	18,000 MCF/YEAR	1.347
282	P-TFL	0	2724	0	ABOVE	18,000 MCF/YEAR	1.347
283	P-TFG	0	2472	0	BELOW	18,000 MCF/YEAR	2.7319
284	P-TSI	240	0	0	BELOW	18,000 MCF/YEAR	1.7293
285	P-TSI	892	0	0	BELOW	18,000 MCF/YEAR	1.7293
286	P-TSI	3732	0	0	ABOVE	18,000 MCF/YEAR	0.9954
287	P-TSI	1450	0	0	ABOVE	18,000 MCF/YEAR	0.9954

Customer Number	Rate	Interruptible TCQ	Firm TCQ	Firm SSQ	Size	Category	Commodity Rate
288	P-TSI	1896	0	0	ABOVE	18,000 MCF/YEAR	0.9954
289	P-TFG	0	84	0	BELOW	18,000 MCF/YEAR	2.7319
290	P-TFG	0	312	0	BELOW	18,000 MCF/YEAR	2.7319
291	P-TFG	0	492	0	BELOW	18,000 MCF/YEAR	2.7319
292	P-TFG	0	2118	0	BELOW	18,000 MCF/YEAR	2.7319
293	P-TFG	0	493	12	BELOW	18,000 MCF/YEAR	2.7319
294	P-TFL	0	4008	0	ABOVE	18,000 MCF/YEAR	1.347
295	P-TFL	0	4512	0	ABOVE	18,000 MCF/YEAR	1.347
296	P-TFG	0	408	0	BELOW	18,000 MCF/YEAR	2.7319
297	P-TFL	0	139836	0	ABOVE	18,000 MCF/YEAR	1.347
298	P-TFG	0	36	0	BELOW	18,000 MCF/YEAR	2.7319
299	P-TFG	0	180	0	BELOW	18,000 MCF/YEAR	2.7319
300	P-TFG	0	216	0	BELOW	18,000 MCF/YEAR	2.7319
301	P-TFG	0	384	0	BELOW	18,000 MCF/YEAR	2.7319
302	P-TFL	0	4012	0	ABOVE	18,000 MCF/YEAR	1.347
303	P-TFG	0	240	0	BELOW	18,000 MCF/YEAR	2.7319
304	P-TFL	0	1438	0	ABOVE	18,000 MCF/YEAR	1.347
305	P-TSI	12024	0	0	ABOVE	18,000 MCF/YEAR	0.9954
306	P-TFG	0	627	0	BELOW	18,000 MCF/YEAR	2.7319
307	P-TSI	960	0	0	BELOW	18,000 MCF/YEAR	1.7293
308	P-TSG	984	60	0	BELOW	18,000 MCF/YEAR	1.7293
309	P-TSI	5301	0	0	BELOW	18,000 MCF/YEAR	1.7293
310	P-TFG	0	624	0	BELOW	18,000 MCF/YEAR	2.7319
311	P-TFL	0	3168	0	ABOVE	18,000 MCF/YEAR	1.347
312	P-TFG	0	132	0	BELOW	18,000 MCF/YEAR	2.7319
313	P-TFG	0	1344	828	BELOW	18,000 MCF/YEAR	2.7319
314	P-TFG	0	1044	1224	BELOW	18,000 MCF/YEAR	2.7319
315	P-TFG	0	924	0	BELOW	18,000 MCF/YEAR	2.7319
316	P-TFG	0	1866	0	BELOW	18,000 MCF/YEAR	2.7319
317	P-TFG	0	744	0	BELOW	18,000 MCF/YEAR	2.7319
318	P-TFG	0	528	0	BELOW	18,000 MCF/YEAR	2.7319
319	P-TFG	0	108	0	BELOW	18,000 MCF/YEAR	2.7319

Customer Number	Rate	Interruptible TCQ	Firm TCQ	Firm SSQ	Size	Category	Commodity Rate
320	P-TSI	552	0	0	BELOW	18,000 MCF/YEAR	1.7293
321	P-TFG	0	240	0	BELOW	18,000 MCF/YEAR	2.7319
322	P-TSI	6882	0	0	ABOVE	18,000 MCF/YEAR	0.9954
323	P-TFG	0	336	0	BELOW	18,000 MCF/YEAR	2.7319
324	P-TFG	0	228	0	BELOW	18,000 MCF/YEAR	2.7319
325	P-TFG	0	396	0	BELOW	18,000 MCF/YEAR	2.7319
326	P-TSI	1128	0	0	BELOW	18,000 MCF/YEAR	1.7293
327	P-TFG	0	762	0	BELOW	18,000 MCF/YEAR	2.7319
328	P-TSL	6038	60	0	ABOVE	18,000 MCF/YEAR	0.9954
329	P-TFG	0	387	0	BELOW	18,000 MCF/YEAR	2.7319
330	P-TFL	0	1572	0	ABOVE	18,000 MCF/YEAR	1.347
331	P-TSI	480	0	0	BELOW	18,000 MCF/YEAR	1.7293
332	P-TFG	0	804	12	BELOW	18,000 MCF/YEAR	2.7319
333	P-TSI	780	0	0	BELOW	18,000 MCF/YEAR	1.7293
334	P-TSI	933	0	0	BELOW	18,000 MCF/YEAR	1.7293
335	P-TSI	516	0	0	BELOW	18,000 MCF/YEAR	1.7293
336	P-TSI	9180	0	0	BELOW	18,000 MCF/YEAR	1.7293
337	P-TSI	24	0	0	BELOW	18,000 MCF/YEAR	1.7293
338	P-TFL	0	1476	0	ABOVE	18,000 MCF/YEAR	1.347
339	P-TFG	0	864	0	BELOW	18,000 MCF/YEAR	2.7319
340	P-TFG	0	156	12	BELOW	18,000 MCF/YEAR	2.7319
341	P-TFG	0	840	12	BELOW	18,000 MCF/YEAR	2.7319
342	P-TFG	0	924	12	BELOW	18,000 MCF/YEAR	2.7319
343	P-TFG	0	876	12	BELOW	18,000 MCF/YEAR	2.7319
344	P-TFG	0	1224	12	BELOW	18,000 MCF/YEAR	2.7319
345	P-TFG	0	1128	12	BELOW	18,000 MCF/YEAR	2.7319
346	P-TFL	0	1356	0	ABOVE	18,000 MCF/YEAR	1.347
347	P-TFG	0	216	0	BELOW	18,000 MCF/YEAR	2.7319
348	P-TSI	1080	0	0	BELOW	18,000 MCF/YEAR	1.7293
349	P-TFG	0	649	0	BELOW	18,000 MCF/YEAR	2.7319
350	P-TFG	0	252	36	BELOW	18,000 MCF/YEAR	2.7319
351	P-TSL	1478	60	12	ABOVE	18,000 MCF/YEAR	0.9954

Customer Number	Rate	Interruptible TCQ	Firm TCQ	Firm SSQ	Size	Category	Commodity Rate
352	P-TFG	0	336	0	BELOW	18,000 MCF/YEAR	2.7319
353	P-TSI	516	0	0	BELOW	18,000 MCF/YEAR	1.7293
354	P-TFG	0	1046	12	BELOW	18,000 MCF/YEAR	2.7319
355	P-TSI	5676	0	0	ABOVE	18,000 MCF/YEAR	0.9954
356	P-TFL	0	8388	0	ABOVE	18,000 MCF/YEAR	1.347
357	P-TFL	0	12348	0	ABOVE	18,000 MCF/YEAR	1.347
358	P-TFL	0	11004	0	ABOVE	18,000 MCF/YEAR	1.347
359	P-TFG	0	480	0	BELOW	18,000 MCF/YEAR	2.7319
360	P-TFG	0	1152	0	BELOW	18,000 MCF/YEAR	2.7319
361	P-TSI	204	0	0	BELOW	18,000 MCF/YEAR	1.7293
362	P-TSI	696	0	0	BELOW	18,000 MCF/YEAR	1.7293
363	P-TFG	0	732	0	BELOW	18,000 MCF/YEAR	2.7319
364	P-TFL	0	3144	0	ABOVE	18,000 MCF/YEAR	1.347
365	P-TFG	0	876	12	BELOW	18,000 MCF/YEAR	2.7319
366	P-TFG	0	276	12	BELOW	18,000 MCF/YEAR	2.7319
367	P-TFG	0	1092	1320	BELOW	18,000 MCF/YEAR	2.7319
368	P-TSI	232992	0	0	ABOVE	18,000 MCF/YEAR	0.9954
369	P-TSI	3432	0	0	ABOVE	18,000 MCF/YEAR	0.9954
370	P-TFG	0	492	0	BELOW	18,000 MCF/YEAR	2.7319
371	P-TFG	0	744	12	BELOW	18,000 MCF/YEAR	2.7319
372	P-TFG	0	648	0	BELOW	18,000 MCF/YEAR	2.7319
373	P-TSL	1764	132	12	ABOVE	18,000 MCF/YEAR	0.9954
374	P-TFG	0	388	0	BELOW	18,000 MCF/YEAR	2.7319
375	P-TSL	4215	132	0	ABOVE	18,000 MCF/YEAR	0.9954
376	P-TFL	0	996	0	ABOVE	18,000 MCF/YEAR	1.347
377	P-TFL	0	2430	0	ABOVE	18,000 MCF/YEAR	1.347
378	P-TFG	0	2848	1200	BELOW	18,000 MCF/YEAR	2.7319
379	P-TFG	0	108	180	BELOW	18,000 MCF/YEAR	2.7319
380	P-TSL	1746	388	0	ABOVE	18,000 MCF/YEAR	0.9954
381	P-TSI	1238	0	0	BELOW	18,000 MCF/YEAR	1.7293
382	P-TFL	0	1720	0	ABOVE	18,000 MCF/YEAR	1.347
383	P-TSI	12312	0	0	ABOVE	18,000 MCF/YEAR	0.9954

Customer Number	Rate	Interruptible TCQ	Firm TCQ	Firm SSQ	Size	Category	Commodity Rate
384	P-TSI	27192	0	0	ABOVE	18,000 MCF/YEAR	0.9954
385	P-TFG	0	216	0	BELOW	18,000 MCF/YEAR	2.7319
386	P-TSI	420	0	0	BELOW	18,000 MCF/YEAR	1.7293
387	P-TSI	1694	0	0	BELOW	18,000 MCF/YEAR	1.7293
388	P-TSI	732	0	0	BELOW	18,000 MCF/YEAR	1.7293
389	P-TSI	1399	0	0	BELOW	18,000 MCF/YEAR	1.7293
390	P-TFL	0	3908	1200	ABOVE	18,000 MCF/YEAR	1.347
391	P-TFL	0	2580	0	ABOVE	18,000 MCF/YEAR	1.347
392	P-TFG	0	766	0	BELOW	18,000 MCF/YEAR	2.7319
393	P-TSI	3892	0	0	BELOW	18,000 MCF/YEAR	1.7293
394	P-TFL	0	4364	0	ABOVE	18,000 MCF/YEAR	1.347
395	P-TFG	0	346	0	BELOW	18,000 MCF/YEAR	2.7319
396	P-TFG	0	204	0	BELOW	18,000 MCF/YEAR	2.7319
397	P-TFG	0	1588	0	BELOW	18,000 MCF/YEAR	2.7319
398	P-TFG	0	552	12	BELOW	18,000 MCF/YEAR	2.7319
399	P-TFG	0	792	0	BELOW	18,000 MCF/YEAR	2.7319
400	P-TSI	8316	0	0	ABOVE	18,000 MCF/YEAR	0.9954
401	P-TFG	0	221	12	BELOW	18,000 MCF/YEAR	2.7319
402	P-TFL	0	1444	0	ABOVE	18,000 MCF/YEAR	1.347
403	P-TSI	48960	0	0	ABOVE	18,000 MCF/YEAR	0.9954
404	P-TFL	0	1580	0	ABOVE	18,000 MCF/YEAR	1.347
405	P-TFG	0	120	0	BELOW	18,000 MCF/YEAR	2.7319
406	P-TFL	0	3036	12	ABOVE	18,000 MCF/YEAR	1.347
407	P-TFG	0	276	0	BELOW	18,000 MCF/YEAR	2.7319
408	P-TFG	0	180	0	BELOW	18,000 MCF/YEAR	2.7319
409	P-TFG	0	180	0	BELOW	18,000 MCF/YEAR	2.7319
410	P-TFG	0	216	0	BELOW	18,000 MCF/YEAR	2.7319
411	P-TFG	0	96	0	BELOW	18,000 MCF/YEAR	2.7319
412	P-TFG	0	516	12	BELOW	18,000 MCF/YEAR	2.7319
413	P-TSL	2170	434	0	ABOVE	18,000 MCF/YEAR	0.9954
414	P-TSI	62999	0	0	ABOVE	18,000 MCF/YEAR	0.9954
415	P-TFG	0	1980	0	BELOW	18,000 MCF/YEAR	2.7319

Customer Number	Rate	Interruptible TCQ	Firm TCQ	Firm SSQ	Size	Category	Commodity Rate
416	P-TFL	0	1968	0	ABOVE	18,000 MCF/YEAR	1.347
417	P-TFL	0	6692	0	ABOVE	18,000 MCF/YEAR	1.347
418	P-TSL	1644	360	12	ABOVE	18,000 MCF/YEAR	0.9954
419	P-TFG	0	1068	0	BELOW	18,000 MCF/YEAR	2.7319
420	P-TFL	0	6265	0	ABOVE	18,000 MCF/YEAR	1.347
421	P-TSI	887	0	0	BELOW	18,000 MCF/YEAR	1.7293
422	P-TFL	0	3768	12	ABOVE	18,000 MCF/YEAR	1.347
423	P-TSG	744	24	24	BELOW	18,000 MCF/YEAR	1.7293
424	P-TSI	504	0	0	BELOW	18,000 MCF/YEAR	1.7293
425	P-TSI	516	0	0	BELOW	18,000 MCF/YEAR	1.7293
426	P-TSG	1932	48	48	BELOW	18,000 MCF/YEAR	1.7293
427	P-TFG	0	648	12	BELOW	18,000 MCF/YEAR	2.7319
428	P-TFG	0	327	12	BELOW	18,000 MCF/YEAR	2.7319
429	P-TFL	0	2532	0	ABOVE	18,000 MCF/YEAR	1.347
430	P-TFL	0	4572	0	ABOVE	18,000 MCF/YEAR	1.347
431	P-TFG	0	730	12	BELOW	18,000 MCF/YEAR	2.7319
432	P-TSI	1392	0	0	ABOVE	18,000 MCF/YEAR	0.9954
433	P-TFG	0	780	0	BELOW	18,000 MCF/YEAR	2.7319
434	P-TFG	0	1296	0	BELOW	18,000 MCF/YEAR	2.7319
435	P-TSL	2364	2880	0	ABOVE	18,000 MCF/YEAR	0.9954
436	P-TSI	444	0	0	BELOW	18,000 MCF/YEAR	1.7293
437	P-TFG	0	420	0	BELOW	18,000 MCF/YEAR	2.7319
438	P-TSI	3631	0	0	ABOVE	18,000 MCF/YEAR	0.9954
439	P-TFG	0	504	0	BELOW	18,000 MCF/YEAR	2.7319
440	P-TSI	1080	0	0	BELOW	18,000 MCF/YEAR	1.7293
441	P-TSI	1572	0	0	ABOVE	18,000 MCF/YEAR	0.9954
442	P-TSI	749	0	0	BELOW	18,000 MCF/YEAR	1.7293
443	P-TSI	630	0	0	BELOW	18,000 MCF/YEAR	1.7293
444	P-TFG	0	84	0	BELOW	18,000 MCF/YEAR	2.7319
445	P-TFG	0	660	0	BELOW	18,000 MCF/YEAR	2.7319
446	P-TFG	0	732	0	BELOW	18,000 MCF/YEAR	2.7319
447	P-TSI	300	0	0	BELOW	18,000 MCF/YEAR	1.7293

Customer Number	Rate	Interruptible TCQ	Firm TCQ	Firm SSQ	Size	Category	Commodity Rate
448	P-TSI	1584	0	0	BELOW	18,000 MCF/YEAR	1.7293
449	P-TSI	4523	0	0	ABOVE	18,000 MCF/YEAR	0.9954
450	P-TSI	8052	0	0	ABOVE	18,000 MCF/YEAR	0.9954
451	P-TFG	0	495	0	BELOW	18,000 MCF/YEAR	2.7319
452	P-TSI	1800	0	0	ABOVE	18,000 MCF/YEAR	0.9954
453	P-TFL	0	2904	0	ABOVE	18,000 MCF/YEAR	1.347
454	P-TFL	0	1656	0	ABOVE	18,000 MCF/YEAR	1.347
455	P-TSG	1353	123	0	BELOW	18,000 MCF/YEAR	1.7293
456	P-TFG	0	516	0	BELOW	18,000 MCF/YEAR	2.7319
457	P-TFG	0	276	0	BELOW	18,000 MCF/YEAR	2.7319
458	P-TFG	0	468	12	BELOW	18,000 MCF/YEAR	2.7319
459	P-TFG	0	1548	840	BELOW	18,000 MCF/YEAR	2.7319
460	P-TFG	0	1536	1020	BELOW	18,000 MCF/YEAR	2.7319
461	P-TFG	0	180	0	BELOW	18,000 MCF/YEAR	2.7319
462	P-TFG	0	492	0	BELOW	18,000 MCF/YEAR	2.7319
463	P-TFG	0	168	0	BELOW	18,000 MCF/YEAR	2.7319
464	P-TFG	0	180	0	BELOW	18,000 MCF/YEAR	2.7319
465	P-TFG	0	84	0	BELOW	18,000 MCF/YEAR	2.7319
466	P-TFG	0	821	12	BELOW	18,000 MCF/YEAR	2.7319
467	P-TFL	0	2064	0	ABOVE	18,000 MCF/YEAR	1.347
468	P-TFG	0	156	12	BELOW	18,000 MCF/YEAR	2.7319
469	P-TFL	0	10656	0	ABOVE	18,000 MCF/YEAR	1.347
470	P-TFL	0	6730	0	ABOVE	18,000 MCF/YEAR	1.347
471	P-TSG	1032	252	0	BELOW	18,000 MCF/YEAR	1.7293
472	P-TFL	0	1578	12	ABOVE	18,000 MCF/YEAR	1.347
473	P-TFG	0	84	0	BELOW	18,000 MCF/YEAR	2.7319
474	P-TFG	0	840	0	BELOW	18,000 MCF/YEAR	2.7319
475	P-TFG	0	648	0	BELOW	18,000 MCF/YEAR	2.7319
476	P-TFG	0	1341	0	BELOW	18,000 MCF/YEAR	2.7319
477	P-TSG	2400	1200	0	BELOW	18,000 MCF/YEAR	1.7293
478	P-TSL	12648	600	0	ABOVE	18,000 MCF/YEAR	0.9954
479	P-TFG	0	312	0	BELOW	18,000 MCF/YEAR	2.7319

Customer Number	Rate	Interruptible TCQ	Firm TCQ	Firm SSQ	Size	Category	Commodity Rate
480	P-TFG	0	252	0	BELOW	18,000 MCF/YEAR	2.7319
481	P-TFG	0	264	0	BELOW	18,000 MCF/YEAR	2.7319
482	P-TSI	336	0	0	BELOW	18,000 MCF/YEAR	1.7293
483	P-TSG	960	12	12	BELOW	18,000 MCF/YEAR	1.7293
484	P-TSG	539	55	55	BELOW	18,000 MCF/YEAR	1.7293
485	P-TSI	396	0	0	BELOW	18,000 MCF/YEAR	1.7293
486	P-TFG	0	132	36	BELOW	18,000 MCF/YEAR	2.7319
487	P-TSG	1309	1633	0	BELOW	18,000 MCF/YEAR	1.7293
488	P-TSL	4144	120	120	ABOVE	18,000 MCF/YEAR	0.9954
489	P-TFG	0	240	0	BELOW	18,000 MCF/YEAR	2.7319
490	P-TSL	2064	120	0	ABOVE	18,000 MCF/YEAR	0.9954
491	P-TSI	5124	0	0	ABOVE	18,000 MCF/YEAR	0.9954
492	P-TFL	0	6364	0	ABOVE	18,000 MCF/YEAR	1.347
493	P-TFL	0	7764	0	ABOVE	18,000 MCF/YEAR	1.347
494	P-TFG	0	9	0	BELOW	18,000 MCF/YEAR	2.7319
495	P-TFG	0	360	0	BELOW	18,000 MCF/YEAR	2.7319
496	P-TSG	909	989	0	BELOW	18,000 MCF/YEAR	1.7293
497	P-TSL	2053	120	0	ABOVE	18,000 MCF/YEAR	0.9954
498	P-TSI	504	0	0	BELOW	18,000 MCF/YEAR	1.7293
499	P-TSL	228	9792	12	ABOVE	18,000 MCF/YEAR	0.9954
500	P-TFG	0	336	300	BELOW	18,000 MCF/YEAR	2.7319
501	P-TFL	0	25705	0	ABOVE	18,000 MCF/YEAR	1.347
502	P-TFL	0	4127	12	ABOVE	18,000 MCF/YEAR	1.347
503	P-TFG	0	1529	0	BELOW	18,000 MCF/YEAR	2.7319
504	P-TFG	0	624	0	BELOW	18,000 MCF/YEAR	2.7319
505	P-TSI	529	0	0	BELOW	18,000 MCF/YEAR	1.7293
506	P-TFG	0	600	0	BELOW	18,000 MCF/YEAR	2.7319
507	P-TFL	0	1476	12	ABOVE	18,000 MCF/YEAR	1.347
508	P-TFG	0	1320	0	BELOW	18,000 MCF/YEAR	2.7319
509	P-TFG	0	180	0	BELOW	18,000 MCF/YEAR	2.7319
510	P-TSI	649	0	0	BELOW	18,000 MCF/YEAR	1.7293
511	P-TSI	993	0	0	BELOW	18,000 MCF/YEAR	1.7293

Customer Number	Rate	Interruptible TCQ	Firm TCQ	Firm SSQ	Size	Category	Commodity Rate
512	P-TFG	0	168	0	BELOW	18,000 MCF/YEAR	2.7319
513	P-TFG	0	120	0	BELOW	18,000 MCF/YEAR	2.7319
514	P-TSG	887	12	12	BELOW	18,000 MCF/YEAR	1.7293
515	P-TFG	0	6780	0	BELOW	18,000 MCF/YEAR	2.7319
516	P-TSI	792	0	0	BELOW	18,000 MCF/YEAR	1.7293
517	P-TFG	0	96	0	BELOW	18,000 MCF/YEAR	2.7319
518	P-TFG	0	667	0	BELOW	18,000 MCF/YEAR	2.7319
519	P-TSI	1017	0	0	BELOW	18,000 MCF/YEAR	1.7293
520	P-TSG	552	36	0	BELOW	18,000 MCF/YEAR	1.7293
521	P-TFL	0	1272	120	ABOVE	18,000 MCF/YEAR	1.347
522	P-TSG	1461	120	120	BELOW	18,000 MCF/YEAR	1.7293
523	P-TSI	3885	0	0	ABOVE	18,000 MCF/YEAR	0.9954
524	P-TFG	0	120	0	BELOW	18,000 MCF/YEAR	2.7319
525	P-TSI	1824	0	0	BELOW	18,000 MCF/YEAR	1.7293
526	P-TSG	396	84	12	BELOW	18,000 MCF/YEAR	1.7293
527	P-TFG	0	108	0	BELOW	18,000 MCF/YEAR	2.7319
528	P-TFG	0	108	0	BELOW	18,000 MCF/YEAR	2.7319
529	P-TFG	0	1826	0	BELOW	18,000 MCF/YEAR	2.7319
530	P-TFG	0	108	12	BELOW	18,000 MCF/YEAR	2.7319
531	P-TFG	0	120	12	BELOW	18,000 MCF/YEAR	2.7319
532	P-TFL	0	1980	0	ABOVE	18,000 MCF/YEAR	1.347
533	P-TFG	0	72	0	BELOW	18,000 MCF/YEAR	2.7319
534	P-TSG	1584	36	36	BELOW	18,000 MCF/YEAR	1.7293
535	P-TSI	372	0	0	BELOW	18,000 MCF/YEAR	1.7293
536	P-TSI	1368	0	0	BELOW	18,000 MCF/YEAR	1.7293
537	P-TSI	1189	0	0	BELOW	18,000 MCF/YEAR	1.7293
538	P-TFG	0	769	0	BELOW	18,000 MCF/YEAR	2.7319
539	P-TFG	0	660	12	BELOW	18,000 MCF/YEAR	2.7319
540	P-TFG	0	1092	0	BELOW	18,000 MCF/YEAR	2.7319
541	P-TSL	960	360	0	ABOVE	18,000 MCF/YEAR	0.9954
542	P-TFG	0	960	12	BELOW	18,000 MCF/YEAR	2.7319
543	P-TFG	0	1166	12	BELOW	18,000 MCF/YEAR	2.7319

Customer Number	Rate	Interruptible TCQ	Firm TCQ	Firm SSQ	Size	Category	Commodity Rate
544	P-TFG	0	1020	0	BELOW	18,000 MCF/YEAR	2.7319
545	P-TFG	0	364	0	BELOW	18,000 MCF/YEAR	2.7319
546	P-TSI	1466	0	0	BELOW	18,000 MCF/YEAR	1.7293
547	P-TFL	0	2238	0	ABOVE	18,000 MCF/YEAR	1.347
548	P-TFG	0	1320	0	BELOW	18,000 MCF/YEAR	2.7319
549	P-TFL	0	7954	0	ABOVE	18,000 MCF/YEAR	1.347
550	P-TFG	0	576	12	BELOW	18,000 MCF/YEAR	2.7319
551	P-TFG	0	444	12	BELOW	18,000 MCF/YEAR	2.7319
552	P-TFG	0	851	12	BELOW	18,000 MCF/YEAR	2.7319
553	P-TFG	0	540	12	BELOW	18,000 MCF/YEAR	2.7319
554	P-TFG	0	1080	12	BELOW	18,000 MCF/YEAR	2.7319
555	P-TSG	420	60	12	BELOW	18,000 MCF/YEAR	1.7293
556	P-TSL	3579	180	180	ABOVE	18,000 MCF/YEAR	0.9954
557	P-TSI	3046	0	0	BELOW	18,000 MCF/YEAR	1.7293
558	P-TSI	871	0	0	BELOW	18,000 MCF/YEAR	1.7293
559	P-TFG	0	1068	0	BELOW	18,000 MCF/YEAR	2.7319
560	P-TSI	204	0	0	BELOW	18,000 MCF/YEAR	1.7293
561	P-TSI	408	0	0	BELOW	18,000 MCF/YEAR	1.7293
562	P-TSI	672	0	0	BELOW	18,000 MCF/YEAR	1.7293
563	P-TSI	1037	0	0	BELOW	18,000 MCF/YEAR	1.7293
564	P-TSI	6252	0	0	ABOVE	18,000 MCF/YEAR	0.9954
565	P-TSI	3900	0	0	ABOVE	18,000 MCF/YEAR	0.9954
566	P-TFL	0	516	0	ABOVE	18,000 MCF/YEAR	1.347
567	P-TFL	0	2844	12	ABOVE	18,000 MCF/YEAR	1.347
568	P-TFG	0	595	0	BELOW	18,000 MCF/YEAR	2.7319
569	P-TSI	7812	0	0	ABOVE	18,000 MCF/YEAR	0.9954
570	P-TFL	0	2148	0	ABOVE	18,000 MCF/YEAR	1.347
571	P-TFG	0	84	0	BELOW	18,000 MCF/YEAR	2.7319
572	P-TFG	0	1404	0	BELOW	18,000 MCF/YEAR	2.7319
573	P-TSI	312	0	0	BELOW	18,000 MCF/YEAR	1.7293
574	P-TFL	0	2688	12	ABOVE	18,000 MCF/YEAR	1.347
575	P-TSI	19252	0	0	ABOVE	18,000 MCF/YEAR	0.9954

Customer Number	Rate	Interruptible TCQ	Firm TCQ	Firm SSQ	Size	Category	Commodity Rate
576	P-TFG	0	372	0	BELOW	18,000 MCF/YEAR	2.7319
577	P-TSI	1044	0	0	BELOW	18,000 MCF/YEAR	1.7293
578	P-TSI	468	0	0	BELOW	18,000 MCF/YEAR	1.7293
579	P-TSG	716	60	0	BELOW	18,000 MCF/YEAR	1.7293
580	P-TSI	15502	0	0	ABOVE	18,000 MCF/YEAR	0.9954
581	P-TFG	0	416	0	BELOW	18,000 MCF/YEAR	2.7319
582	P-TFG	0	1463	0	BELOW	18,000 MCF/YEAR	2.7319
583	P-TSI	480	0	0	BELOW	18,000 MCF/YEAR	1.7293
584	P-TFG	0	1152	12	BELOW	18,000 MCF/YEAR	2.7319
585	P-TFL	0	1602	0	ABOVE	18,000 MCF/YEAR	1.347
586	P-TFG	0	276	0	BELOW	18,000 MCF/YEAR	2.7319
587	P-TFG	0	228	12	BELOW	18,000 MCF/YEAR	2.7319
588	P-TFL	0	3540	0	ABOVE	18,000 MCF/YEAR	1.347
589	P-TFG	0	1188	0	BELOW	18,000 MCF/YEAR	2.7319
590	P-TFG	0	972	0	BELOW	18,000 MCF/YEAR	2.7319
591	P-TFG	0	1164	0	BELOW	18,000 MCF/YEAR	2.7319
592	P-TFG	0	1217	0	BELOW	18,000 MCF/YEAR	2.7319
593	P-TFG	0	1404	0	BELOW	18,000 MCF/YEAR	2.7319
594	P-TFG	0	557	12	BELOW	18,000 MCF/YEAR	2.7319
595	P-TSI	1764	0	0	ABOVE	18,000 MCF/YEAR	0.9954
596	P-TSI	1476	0	0	BELOW	18,000 MCF/YEAR	1.7293
597	P-TSI	1164	0	0	ABOVE	18,000 MCF/YEAR	0.9954
598	P-TSI	576	0	0	BELOW	18,000 MCF/YEAR	1.7293
599	P-TSI	612	0	0	BELOW	18,000 MCF/YEAR	1.7293
600	P-TFG	0	168	12	BELOW	18,000 MCF/YEAR	2.7319
601	P-TFG	0	480	12	BELOW	18,000 MCF/YEAR	2.7319
602	P-TFL	0	2004	0	ABOVE	18,000 MCF/YEAR	1.347
603	P-TFG	0	276	0	BELOW	18,000 MCF/YEAR	2.7319
604	P-TSI	384	0	0	BELOW	18,000 MCF/YEAR	1.7293
605	P-TFG	0	564	0	BELOW	18,000 MCF/YEAR	2.7319
606	P-TSI	1356	0	0	BELOW	18,000 MCF/YEAR	1.7293
607	P-TFL	0	4752	0	ABOVE	18,000 MCF/YEAR	1.347

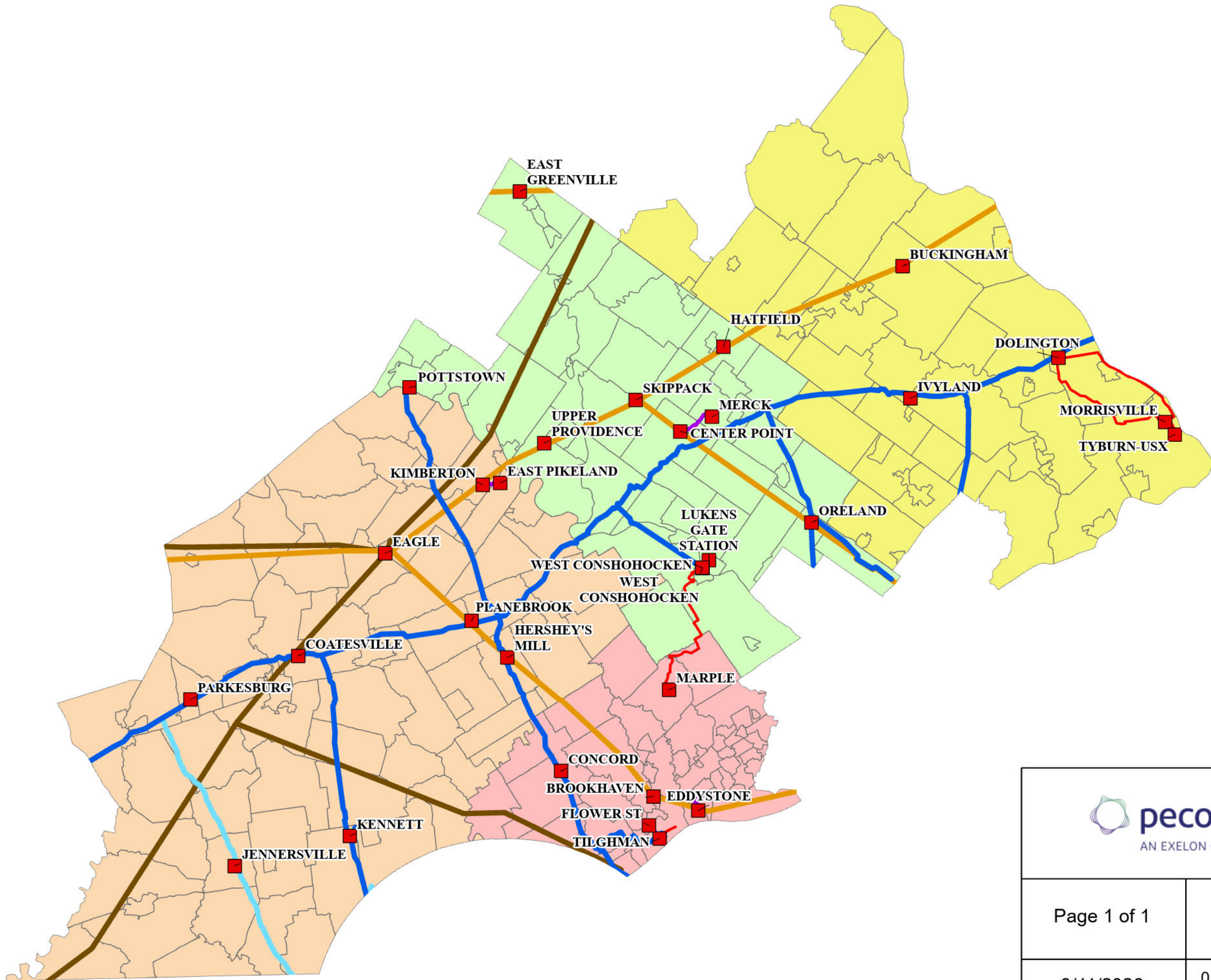
Customer Number	Rate	Interruptible TCQ	Firm TCQ	Firm SSQ	Size	Category	Commodity Rate
608	P-TSG	1668	36	36	BELOW	18,000 MCF/YEAR	1.7293
609	P-TSI	696	0	0	BELOW	18,000 MCF/YEAR	1.7293
610	P-TFG	0	1176	0	BELOW	18,000 MCF/YEAR	2.7319
611	P-TFG	0	1136	111	BELOW	18,000 MCF/YEAR	2.7319
612	P-TFG	0	760	12	BELOW	18,000 MCF/YEAR	2.7319
613	P-TFG	0	108	0	BELOW	18,000 MCF/YEAR	2.7319

e o 1

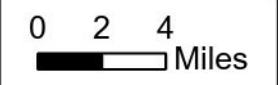
or o e e d er ra or a o

Due to its voluminous nature, this information is not included in this filing. It is available upon request.

PECO GAS GATE STATIONS



- PECO Over High Pressure
- PECO Transmission
- Columbia
- Eastern Shore
- Texas Eastern
- Transco



Z:\System Planning\GIS\GateStations\

Section 14

Gas costs are assigned to Rates Interruptible Service (“IS”), Temperature Controlled Service (“TCS”) and Motor Vehicle Service Interruptible (“MV-I”) customers on a per Mcf basis using the monthly weighted average commodity cost of gas or spot gas. Rate TCS includes a fixed cost component based on the TCS portion of the Company’s storage contracts, firm supply contracts and firm supply transportation services.

Effective October 2, 2001, PECO initiated Rate NGS (“Negotiated Gas Service”) for large customers with a competitive alternative to service. The services provided by the Company under this rate may involve: supply; transportation; storage; upgrade or installation of mains, services and appurtenant facilities; and other natural gas management services that the customer may require.

For Rate NGS, purchased gas commodity costs, interstate pipeline demand costs, and associated quantities of natural gas purchased, shall be excluded from the Company’s Purchased Gas Cost (“PGC”) filing in accordance with Exhibit RAF-1 submitted by the Company in Docket No. R-00016366.

On March 1, 2013, PECO and its stakeholders filed a Joint Petition for Complete Settlement (“Joint Petition”) to resolve issues raised with PECO’s Petition entitled, *PECO Energy Company - Gas Division - Natural Gas Distribution Companies and Promotion of Competitive Retail Markets - 1308(a) Voluntary Changes in Rates – Petition*, at Docket No. P-2012-2328614. According to the Joint Petition, a Gas Procurement Charge (“GPC”) recovers natural gas procurement costs (unbundled from base rates) from PGC customers who procure gas supply from PECO. The GPC is included in the Commodity Charge portion of the PGC Rate. The GPC is not subject to reconciliation. The Joint Petition was approved by the Pennsylvania Public Utility Commission (the “Commission”) in its entirety and without modification on April 18, 2013. The GPC was initially effective on June 1, 2013 and is updated in conjunction with results from subsequent distribution base rate cases.

On March 12, 2015, PECO made a compliance filing related to the Joint Petition to include a Merchant Function Charge (“MFC”) to recover uncollectible charge-offs related to gas supply (unbundled from base rates) from PGC customers who procure gas supply from PECO. Separate MFC charges apply to Rates GR (General Service – Residential), Rates GC (General Service – Commercial and Industrial), the CAP (Customer Assistance Program) and the Excess Off-Peak Use Rider. The MFC is included in the Commodity Charge portion of the PGC rate and is not subject to reconciliation. On March 26, 2015, the Commission approved the Company’s March 12, 2015 compliance filing and directed the Company to file tariff supplements implementing the proposed revisions. The MFC became effective on June 1, 2015 and is updated quarterly in conjunction with the PGC rate changes. The write-off factors associated with

the MFC are updated in conjunction with results from subsequent distribution base rate cases.

Effective July 2021, Rate CGS and the Excess Off-Peak Use Rider were eliminated in compliance with the Commission Order at Docket No. R-2020-3018929 (“Order”) of the Company’s 2020 Gas Distribution Base Rate Case. Both the GPC and write-off factors associated with the MFC were updated as a result of the Order.

Effective January 1, 2023, both the GPC and write-off factors associated with the MFC were updated as part of the Company’s 2022 Gas Distribution Base Rate Case at Docket No. R-2022-3031113.

Effective January 1, 2025, both the GPC and write-off factors associated with the MFC were updated as part of the Company’s 2024 Gas Distribution Base Rate Case at Docket No. R-2024-3046932.

Section 15

Data for the consecutive three-day peak periods over the last five send out years are shown below. PECO's send out year begins September 1 and ends August 31 of the following year. "Int" means the rate was interrupted for some portion or all of the day. "Avail" means the rate was available for use the entire day.

Date	Mcf	Avg. Tem	Max. Tem	Min. Tem	Status Rate TSI	Status Rate IS	Status Rate TCS	Status Rate CGS*
1/29/2022	748,912	17	24	12	Avail	Int	Avail	N/A
1/30/2022	667,611	23	27	19	Avail	Int	Avail	N/A
1/31/2022	629,552	28	35	24	Avail	Int	Avail	N/A
TOTAL	2,046,075							
12/23/2022	728,437	17	47	8	Avail	Int	Avail	N/A
12/24/2022	761,932	18	22	10	Avail	Int	Avail	N/A
12/25/2022	657,876	23	28	17	Avail	Int	Avail	N/A
TOTAL	2,148,245							
1/15/2024	605,525	27	28	26	Avail	Avail	Avail	N/A
1/16/2024	687,045	23	30	14	Avail	Avail	Avail	N/A
1/17/2024	698,763	23	26	18	Avail	Avail	Avail	N/A
TOTAL	1,991,333							
1/20/2025	736,728	17	26	10	Int	Int	Int	N/A
1/21/2025	791,455	15	18	11	Int	Int	Int	N/A
1/22/2025	773,696	16	19	12	Int	Int	Int	N/A
TOTAL	2,301,879							
2/7/2026	844,926	11	10	9	Int	Int	Int	N/A
2/8/2026	806,161	15	13	11	Int	Int	Int	N/A
2/9/2026	652,953	26	25	21	Int	Int	Int	N/A
TOTAL	2,304,040							

*Rate CGS was removed effective 7/1/2021 in Gas Rate Case Docket #R-2020-3018929.

Only partial information is available by rate class for the three-day peaks since some rate classes are not metered on a daily basis. A tabulation by rate class is shown below.

Rate Class	Description	Frequency of Meter Reading
TSI & IS	Interruptible transportation & sales	Daily
TSF & L	Firm transportation & sales	Daily
TCS	Interruptible by temperature	Daily
CGS	City Gate Sales	Daily
GC	Commercial firm sales	Monthly
GR	Residential firm sales	Monthly
MV-F	Motor vehicle-firm sales	Monthly
MV-I	Motor vehicle-interruptible sales	Monthly
OL	Outdoor lighting	Monthly

The usage by rate class for the three-day peaks for the last five send out years appears below. All figures are in Mcf.

Date	TSI/IS	TSF/L	TCS	GC	GR	Others*	Total Mcf
1/29/2022	45,850	53,364	509	209,477	438,148	1,564	748,912
1/30/2022	46,332	52,836	446	183,215	383,218	1,564	667,611
1/31/2022	46,649	53,025	415	170,751	357,148	1,564	629,552
12/23/2022	47,128	47,922	87	210,619	420,886	1,795	728,437
12/24/2022	37,096	42,413	94	226,971	453,564	1,795	761,932
12/25/2022	41,035	45,944	78	189,780	379,244	1,795	657,876
1/15/2024	40,847	46,634	300	169,191	347,022	1,531	605,525
1/16/2024	41,156	48,258	346	195,261	400,493	1,531	687,045
1/17/2024	46,031	49,354	349	197,143	404,354	1,531	698,763
1/20/2025	22,507	57,772	0	205,511	449,145	1,793	736,728
1/21/2025	22,733	58,345	0	222,440	486,144	1,793	791,455
1/22/2025	22,874	58,300	0	216,835	473,894	1,793	773,696
2/7/2026	27,015	54,410	1,144	247,031	514,110	1,217	844,926
2/8/2026	27,319	53,896	1,086	234,536	488,107	1,217	806,161
2/9/2026	27,568	52,503	858	185,258	385,550	1,217	652,953

** Rates MV-F, MV-I, OL, CGS, L, IS, Interdepartmental

Section 16

OVERVIEW OF THE METHODOLOGY

The key steps used to determine the design day requirement are listed below.

Each step is explained in detail following this overview.

- STEP 1** Establish the design day condition.
- STEP 2** Gather daily firm load and temperature data from the past winter seasons.
- STEP 3** Detrend firm demand data and model it against daily wind-adjusted heating degree days using linear regression and best-fit lines.
- STEP 4** Determine the total projected design day requirement for the next winter season by adding a firm load growth component.
- STEP 5** Project the design day requirement for the next 10 years using the result obtained in step 4.

STEP 1 - BASIS FOR THE DESIGN DAY TEMPERATURE AND WIND

PECO Energy Company (“PECO”) uses a design temperature of zero degrees Fahrenheit and a wind speed of 13 miles per hour. This design temperature is the average of hourly temperatures over a 24-hour period. PECO does not use a reserve factor in its design day planning.

The design temperature of zero degrees is a reasonable compromise between reliability and cost. It provides assurance that firm service customers are not likely to

face service interruptions and keeps the costs for peak day capacity at an acceptable level.

The following table shows the lowest 24-hour average temperatures measured in each winter season for the last 30 years.

Winter Season	Lowest Daily Average Temperature (degrees Fahrenheit)
96-97	12
97-98	25
98-99	21
99-00	14
00-01	19
01-02	27
02-03	15
03-04	12
04-05	13
05-06	21
06-07	13
07-08	19
08-09	12
09-10	18
10-11	18
11-12	21
12-13	17
13-14	11
14-15	10
15-16	15
16-17	19
17-18	11
18-19	14
19-20	26
20-21	24
21-22	17
22-23	17
23-24	20
24-25	15
25-26	11

In addition to the zero degrees Fahrenheit temperature condition, Marquette Energy Analytics methods require a wind speed. Given the choice of a temperature that balances reliability and cost, an average temperature during cold weather events is required to maintain that balance. The following table contains the 50 coldest days in terms of temperature for this area dating back to 1950. The average wind speed on these days is 13 miles per hour.

Date	Temp	Wind
Sunday, January 17, 1982	0	9
Sunday, January 20, 1985	3	19
Wednesday, January 19, 1994	3	7
Monday, January 17, 1977	3	14
Saturday, January 21, 1984	4	5
Thursday, January 08, 1970	5	16
Sunday, December 25, 1983	6	17
Thursday, January 24, 1963	6	11
Saturday, February 17, 1979	6	12
Sunday, January 10, 1982	6	20
Tuesday, January 18, 1994	7	15
Saturday, December 24, 1983	7	21
Thursday, December 25, 1980	7	9
Monday, January 12, 1981	7	8
Friday, January 09, 1970	7	15
Tuesday, January 18, 1977	7	13
Monday, January 21, 1985	8	16
Tuesday, February 13, 1979	8	11
Sunday, January 16, 1977	8	16
Saturday, January 15, 1994	8	16
Friday, January 28, 1966	8	16
Monday, February 17, 1958	9	18
Sunday, February 11, 1979	9	5
Thursday, January 20, 1994	9	4
Monday, January 28, 1963	9	12
Sunday, January 11, 1981	9	9
Wednesday, January 25, 1961	10	9
Sunday, February 04, 1996	10	11
Sunday, February 15, 2015	10	20

Wednesday, February 01, 1961	10	13
Monday, February 01, 1971	10	14
Saturday, February 10, 1979	10	12
Friday, February 09, 1979	11	12
Sunday, December 30, 1962	11	25
Thursday, February 19, 2015	11	19
Wednesday, January 21, 1970	11	16
Saturday, January 06, 2018	11	13
Thursday, January 17, 1957	11	9
Friday, January 20, 1961	11	10
Thursday, February 02, 1961	11	9
Tuesday, January 07, 2014	11	14
Saturday, February 07, 2026	11	23
Thursday, January 08, 1981	12	7
Monday, January 08, 1968	12	12
Friday, January 20, 1984	12	10
Sunday, January 17, 1965	12	8
Monday, February 05, 1996	12	10
Saturday, January 10, 2004	12	10
Thursday, January 14, 1988	12	10
Sunday, February 05, 1995	12	25

STEP 2 - DAILY LOAD AND TEMPERATURE DATA

PECO's customer base is segregated into two general categories, firm and interruptible. These categories are then further separated into customer classes: residential, commercial, and industrial.

Firm customers receive uninterrupted delivery of gas and can be found in all customer classes. Firm load has two components, base and variable. Base load can be clearly identified in the summer and consists of residential and commercial customers using appliances such as water heaters and gas ranges, and industrial customers utilizing gas for processes. Base load is not sensitive to daily temperature changes. Variable load, which is highly sensitive to temperature changes, can be found in all customer classes and normally is the result of using natural gas as a heating source.

Customers in the interruptible category are generally large industrial or commercial entities and electric power generators. Interruptible customers receive a reduced rate on the condition that service will be interrupted at various times throughout the year. The interruptible rates offered by PECO are: TCS - Temperature Controlled Service, CGS - City Gate Service, IS - Interruptible Sales Service, TS-I - Transportation Service-Interruptible, and MV-I – Motor Vehicle Interruptible.

WEATHER DATA

PECO's weather data is measured at the Philadelphia Airport by Marquette Energy Analytics' weather data vendor, AccuWeather for business. Daily average temperatures and wind speeds are computed from hourly readings. Temperature averages are computed using the gas day, which falls from 10am-10am daily.

Marquette Energy Analytics methods use a wind adjusted heating degree day (HDDW) which is calculated as,

$$HDD = \max(0, T_{ref} - Temp)$$

$$HDDW = \begin{cases} HDD \times \frac{72 + Wind}{80}, & Wind > 8 \\ HDD \times \frac{152 + Wind}{160}, & Wind \leq 8 \end{cases}$$

From the daily average wind speeds and temperatures. Where T_{ref} is typically 65 degrees Fahrenheit. Marquette Energy Analytics also utilizes a 55 degrees Fahrenheit reference temperature.

LOAD MEASUREMENT

PECO measures daily gas use by its largest commercial and industrial customers, typically served by both firm and interruptible transportation service. This measurement is accomplished by an automatic meter reading system. Each meter serving a customer has an electronic module that transmits data over telephone lines at one or more times throughout the day to PECO for purposes of determining usage and billing. Use of gas by small commercial and residential customers is measured daily then aggregated by month.

DETERMINATION OF THE FIRM DAILY DEMAND

PECO's design day projection is based solely on firm load requirements. The projection assumes that on the design day all of PECO's interruptible sales and interruptible transportation services--Rates IS, CGS, TCS, MV-I and TSI--are fully interrupted. Interruption is necessary to assure adequate supplies and distribution system capacity to serve firm requirement customers.

The analysis is based on data from the five most recent winters. To obtain this information, the following steps are performed:

1. Daily winter load figures are retrieved where the average temperature is 50 degrees Fahrenheit or below.
2. The data values are normalized to the current year to account for prior year growth and the different average BTU content experienced year-to-year.
3. The firm system daily demand is computed by subtracting the large commercial and industrial load, which is measured daily, from the total gas sendout for each day.

4. A stand-by sales volume as described in the section “FIRM STANDBY REQUIREMENTS FOR GAS TRANSPORTATION CUSTOMERS” are then added to the firm total. This temperature and demand information is then used in a linear regression analysis.

STEP 3 – DETRENDING AND LINEAR ANALYSIS

Older historical load data is “detrended” to ensure that forecasts based on the historical data reflect the current customer base characteristics. To do this, simple regression models are used to fit “windows” of historical data. The difference in the regression coefficients between different windows of data is used to estimate how much the customer characteristics, such as baseload and heatload (use per HDDW), have changed. This information is then used to adjust older historical load data to act like current customer data. Data that has gone through his processes is called “detrended load”.

At the core of the detrending and Design Day forecast analysis are five slightly different linear regression models of natural gas demand. In addition to weather variables, the models use different combinations of day-of-week and day-of-year cyclical coefficients as explanatory variables. The base model is a five-parameter linear regression model with these parameters:

- 1) Constant
- 2) HDDW65 – Wind-Adjusted HDD with a reference temperature of 65°F
- 3) HDDW55 – Wind-Adjusted HDD with a reference temperature of 55°F
- 4) Δ MHDDW – Day-to-Day change in the average of HDDW55 and HDDW65

- 5) CDD65 – Cooling Degree Day (CDD) with a reference temperature of 65°F
($CDD65 = \text{MAX}(0, \text{Temp} - 65)$).

The five regression models are:

- 1) The base model trained on all days. This model is shown in Graph A below.
- 2) The base model trained on just Monday through Thursday data.
- 3) The base model plus day-of-week coefficients (13-parameters).
- 4) The base model with day-of-year coefficients (13-parameters).
- 5) The base model with both day-of-week and day-of-year coefficients (21-parameters).

These five models are used to detrend historical demand data as described in the previous section and then are used to create Design Day forecasts. For forecasting, three additional linear fits are calculated using the detrended load from Models #1 and #2. These three linear fits are:

- 1) A line fit through the 20% coldest days of Model #1 detrended data
- 2) A line fit through the 20% coldest Monday through Thursday of Model #1 detrended data
- 3) A line fit through the 20% coldest days of Model #2 detrended data

This technique of combining forecasts derived from different methods, often called “ensemble forecasting” has been shown to be more accurate than a singular forecast and is a well-accepted practice in the forecasting field. The mean value of a weighted Gaussian mixture model ensemble of the eight estimates is used to calculate the final Design Day estimate of 921,517 MCF excluding the standby sales service requirement. Temperature dependent load is 13,835 MCF per HDDW which comes from adding the

HDDW65 and HDDW55 coefficients shown in Graph A together.

**STEP 4 - DETERMINE THE TOTAL PROJECTED DESIGN DAY REQUIREMENT
FIRM STANDBY REQUIREMENTS FOR GAS TRANSPORTATION CUSTOMERS**

PECO also must include its firm standby sales service obligation in its design day projection. This service is a form of firm sales provided to firm transportation customers under Rate TS-F that purchase this service. It serves two purposes - first, standby sales service provides a back-up sales service to the customer's transportation supplies. If transportation supplies cannot be delivered by the pipelines or are not available for any reason, the customer can purchase gas from PECO under standby sales service. The second reason for standby sales service is to preserve the customer's right to return to traditional sales service. If customers wish to discontinue transportation service, they can automatically resume purchases from PECO as sales customers. The daily standby sales service requirement is 1,250 MCF and is based on the sum of the standby sales quantities for Rate TS-F customers.

FIRM LOAD GROWTH

Growth to the next heating season is accomplished by evaluating recent historical trends in baseload and heatload. This is done by weighting the one-year, two-year, and five-year baseload and heatload trends. The calculated baseload and heatload growth estimates for the Winter 2026-2027 Design Day are 1,285 MCF and 2,679 MCF respectively for a total growth of 3,964 MCF.

PROJECTED DESIGN DAY REQUIREMENT

The following is a summary of all previously discussed elements of the design day requirement. The total design day requirement is projected to be 926,731 MCF for the 2026-2027 winter season. This requirement is based on a design day temperature of zero degrees Fahrenheit, a wind speed of 13 miles per hour, and no reserve factor is included in projecting the design day requirement.

Firm Load from Regression Analysis	921,517 MCF
Firm Standby Sales Requirement	1,250 MCF
Firm Load Growth.....	3,964 MCF
Total Design Day Req. 2026-2027 Winter.....	926,731 MCF

COMPARISON OF AVAILABLE RESOURCES WITH THE PROJECTED DESIGN DAY REQUIREMENT

The resources listed in the table below are expected to be available for the 2026-2027 winter. A surplus of 16,252 MCF is projected between the design day requirements and current resources.

Supplies Delivered on FT Contracts	421,528 MCF
Storage Withdrawals.....	241,729 MCF
LNG.....	220,000 MCF
Propane.....	25,000 MCF
Delivered Hedged Contracts.....	<u>34,726 MCF</u>
Total Resources.....	942,983 MCF

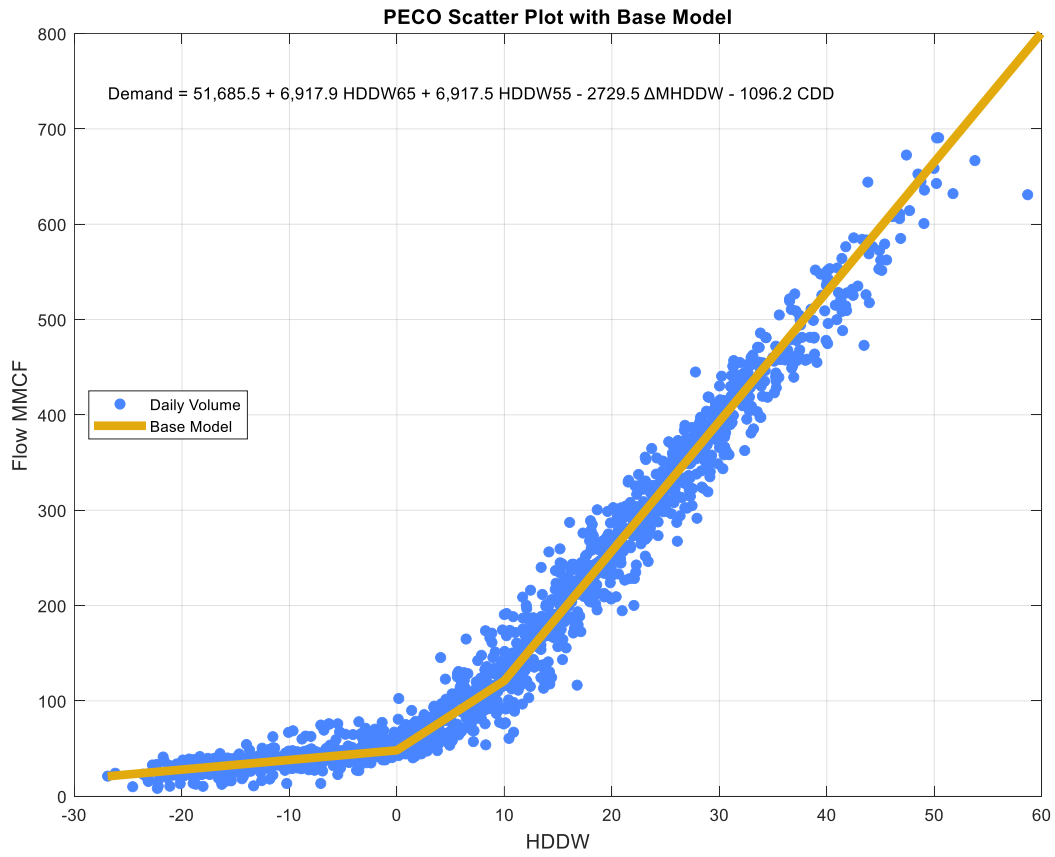
STEP 5 - 10 YEAR PROJECTION OF THE DESIGN DAY REQUIREMENT

Marquette Energy Analytics also forecasted the Design Day growth out ten years. A long-term forecasting model was used to forecast changes in the baseload and heatload out ten years. This was accomplished with an ensemble of models that fit the historical data with linear and exponential trends of the baseload and heatload demand.

Additionally, Marquette Energy Analytics incorporated some basic economic components into the forecast. Specifically, forecasts of GDP from the Congressional Budget Office and commodity price forecasts derived from NYMEX Natural Gas futures were used.

Winter Season	Projected Design Day Requirement MCF/Day
2026-2027	926,731
2027-2028	931,207
2028-2029	935,544
2029-2030	939,602
2030-2031	943,202
2031-2032	946,542
2032-2033	949,993
2033-2034	953,792
2034-2035	958,073
2035-2036	962,065

GRAPH A



Section 17 - Projected 10-Year Minimum Gas Requirements

The following is an analysis of data demonstrating the minimum gas entitlements needed to provide reliable and uninterrupted service, on a projected future basis, to firm customers during peak periods. The projected minimum gas requirements needed to serve firm sales customers over the next 10 years are shown in the tables below. Requirements for annual, winter, and design day time periods are included.

Table 1 - Firm Gas Requirements for Normal Weather (4,307 Degree Days)

Year	Annual Mdth	Winter Period (Nov. 1 to Mar. 31) Mdth	Design (0 degrees F Avg.) Mdth/day
2026	71,319	54,933	961
2027	72,651	55,959	979
2028	73,706	56,771	993
2029	74,319	57,244	1,001
2030	75,070	57,822	1,011
2031	75,175	57,903	1,012
2032	75,281	57,985	1,013
2033	75,386	58,065	1,014
2034	75,491	58,146	1,015
2035	75,597	58,228	1,016

Table 2 - Firm Gas Requirements for Design Weather (4,738 Degree Days)

Year	Annual Mdth	Winter Period (Nov. 1 to Mar. 31) Mdth	Design Day (0 degrees F Avg.) Mdth/day
2026	76,078	59,692	961
2027	77,499	60,807	979
2028	78,624	61,689	993
2029	79,278	62,203	1,001
2030	80,079	62,831	1,011
2031	80,191	62,919	1,012
2032	80,304	63,008	1,013
2033	80,416	63,095	1,014
2034	80,528	63,183	1,015
2035	80,641	63,272	1,016

Section 18 — Three-day peak by customer class, including transportation customers.

See Section 15 for 3-day peak information.

Section 19 – Design Peak Day requirements by customer class

Please refer to the below Peak Day requirements by customer class.

Company Name: PECO Energy Company (Gas Services Group)
FORM-IRP-GAS-1B. PEAK DAY ENERGY DEMAND REQUIREMENTS

Millions of Cubic Feet (MMCF)

	Index Year Actual Year	Historical Data		Current Year	Three Year Forecast		
		-2	-1	0	1	2	3
		2024	2025	2026	2027	2028	2029

FIRM REQUIREMENTS

01	Retail Residential	350	401	569	571	573	574
02	Retail Commercial	203	243	357	359	362	365
03	Retail Industrial	0	0	0	0	0	0
04	Electric Power Generation	0	0	0	0	0	0
05	Exchange w/other utilities	0	0	0	0	0	0
06	Unaccounted for	0	0	0	0	0	0
07	Company use	1	1	1	1	1	1
08	Other	0	18	0	0	0	0
09	Subtotal Firm	554	662	927	931	936	940

INTERRUPTIBLE REQUIREMENTS

10	Retail	0	0	0	0	0	0
11	Electric Power Generation	0	0	0	0	0	0
12	Company own plant	0	0	0	0	0	0
13	Subtotal Interruptible	0	0	0	0	0	0
14	Subtotal Firm & Interruptible	554	662	927	931	936	940

TRANSPORTATION SERVICE

15	Firm	67	79	76	76	76	76
16	Interruptible	90	68	0	0	0	0
17	Electric Power Generation	0	0	0	0	0	0
18	Subtotal Transportation	157	147	76	76	76	76
19	Total Gas Requirements	711	809	1,003	1,007	1,012	1,016

Section 20 - Design Peak-Day Sources of Supply.

Please refer to the below Peak Day information (January 1 through December 31).

**Company Name: PECO Energy Company (Gas Services Group)
FORM-IRP-GAS-2A. Peak Day (January 1 through December 31)**

Millions of Cubic Feet (MMCF)

	Index Year Actual Year	Historical Data		Current Year	Three Year Forecast		
		-2	-1	0	1	2	3
		2024	2025	2026	2027	2028	2029

GAS SUPPLY

Note (1)

01	Transco FT - 003693 (less WSS Withdrawal)	23	43	101	101	101	101
02	Texan Eastern CDS 800407	47	47	48	48	48	48
03	Texas Eastern 910510	6	4	34	34	34	34
04	Texan Eastern FT-1 800231	-	-	34	34	34	34
05	Eastern Shore FT-1	6	9	10	10	10	10
06	Transco Zone 6 FT Leidy	-	-	29	29	29	29
07	UGI	-	-	-	-	-	-
08	Texas Eastern FTS-2 330614	13	13	13	13	13	13
09	Transco FT PS 5000	4	4	4	4	4	4
10	Transco Sentinel	-	-	24	24	24	24
11	Tetco M2/Riverside Bridge 800503	-	-	28	28	28	28
12	Transco Regional Energy Access	-	-	75	75	75	75
13	Adelphia	-	-	22	22	22	22
	Subtotal Supply Contracts	98	120	422	422	422	422
14	Seasonal Purchases	280	278	19	23	28	32
15	Underground Storage Withdrawal	175	209	242	242	242	242
16	LNG Storage Withdrawal	-	54	220	220	220	220
17	Propane/Air	-	-	25	25	25	25
	Total Gas Supply for Sales	554	661	927	931	936	940
	Total Transportation Service	157	147	76	76	76	76
	TOTAL SALES GAS SUPPLY AND TRANSPORTATION SERVICE	711	808	1,004	1,008	1,013	1,017

Section 21 – Maximum Design Peak Day Throughput by Supply Source.

See Section 20 for maximum design peak day sources of supply.

RELIABILITY AND SUPPLY PLANS

A. Overview. Pursuant to Sections 1317(c) and (d) of the Public Utility Code (66 Pa. C. S. §§1317(c) and (d)), PECO Energy Company (PECO) is required to submit, as part of its filing under Section 1307(f) of the Public Utility Code (66 Pa. C. S. §§1307): (1) a reliability plan; and (2) a supply plan. For PECO, the reliability plan includes descriptions of (a) the projected peak day and seasonal requirements of firm customers that utilize the distribution system during the 12-month projected period specified in Section 1307(f)(1) of the Public Utility Code; and (b) the transportation capacity, storage, peaking or on-system production that ensures deliverability of the natural gas supplies necessary to meet such projected period peak day and seasonal requirements. The supply plan that PECO is required to file must set forth its proposed plan for the acquisition or receipt of natural gas supplies.

B. Reliability Plan.

(1) Peak Day. PECO, as discussed in Section 16, has a winter design day requirement of 926,731 mcf or 961,020 dth. PECO plans to meet its design day demand requirement by utilizing its various sources of firm transportation (FT) capacity and gas supply. These sources of FT capacity and supply will typically be used in the following order:

First, PECO will use its long-term gas supply contracts, which feed into its FT capacity on Transco, Texas Eastern and Adelphia to deliver 437,125 dth to its citygate on the peak day.

Second, PECO will supplement the supply from its long-term gas supply contracts with supplies withdrawn from storage and delivered under storage-related firm transportation contracts. The total delivered storage available for delivery on a peak day is 250,600 dth.

Third, PECO will utilize its two peaking facilities to inject firm supplies directly into its distribution system. PECO's LNG facility will provide 228,140 dth on a peak day, and its propane facility will provide another 28,302 dth on a peak day.

Finally, PECO will supplement these services with 36,000 Dth/Day of delivered fixed-priced hedged supply pursuant to the 2025 Joint Petition for Complete Settlement (PGC 42, Docket No. 2025-3054868), which will provide a reserve volume of 16,853 Dths for Winter 2026-2027.

As shown below, the sources of capacity and supply identified above, in total, meet the aforementioned peak-day requirement of 961,020 dth:

1.	Pipeline FT Deliveries	437,125	dth
2.	Pipeline Storage Deliveries	250,600	dth
3.	Peaking Facilities	256,442	dth
4.	Delivered Winter Services ¹	16,853	dth
	Total	961,020	dth

(2) Seasonal Requirements. PECO’s annual requirements can be split into two separate seasons: 1) the winter period of November-March; and 2) the summer period of April-October. The two seasons typically exhibit starkly different demand requirements because they have significantly different levels of experienced heating degree-days.

While varying from month to month and with actual weather conditions, the 2026-2027 winter season is projected to exhibit increasing demand in November (average day of 241,643 dth) and December (average day of 344,663 dth), a peak month in January (average day of 431,858 dth), and waning demand in February (average day of 388,956 dth) and March (average day of 255,536 dth). As previously explained, PECO will satisfy these demand requirements by generally first using its base load supplies delivered on its interstate pipeline FT capacity and, as temperatures decline, using pipeline storage withdrawals, peaking facility supplies, and other sources of supply generally in that order. Daily swings in demand will generally be accommodated with no-notice withdrawals from, or injections to, storage and purchases of spot supplies on an economic basis.

The 2026 summer season is projected to exhibit less on-system demand. However, the summer season also is the time to inject gas into storage for withdrawals the following winter. PECO projects that average-day on-system demand will decline from 137,349 dth/day in April to a low of 51,238 dth/day in August and then increase gradually through October (average day of 85,098 dth). Storage injections during this period are projected to average 74,121 dth per day. Typically, all demand and storage injections will be satisfied with gas supplies flowing on interstate pipeline FT capacity. Just as in the winter season, daily swings in demand will generally be accommodated by

¹ For the winter of 2026-2027, PECO has entered into a winter delivered supply contracts that reduce the quantity required to be obtained via RFP to meet its peak day demand. PECO, through its approved hedging program, entered into fixed price delivered supply contracts equal to 36,000 Dth/d.

withdrawals from, or injections to, storage and purchases of spot supplies on an economic basis.

(3) Reliability of Supply. PECO ensures firm supply service through its contractual arrangements with reliable suppliers. All of PECO's long-term supply contracts and delivered peaking service contracts contain liquidated damages clauses for non-performance. PECO's asset management agreements, where a third-party manages PECO's storage and related transportation contracts for a fee, also contain liquidated damages clauses. PECO has experienced no instances of failure-to-perform on its long-term gas supply and asset management agreements, which it attributes to the selection of reputable, reliable suppliers and asset managers as well as arranging for supply deliveries from diverse, liquid, geographic sources.

C. Supply Plan. As demonstrated throughout this filing, PECO satisfies the demand requirements of its customers through a combination of long-term contracts, summer injection contracts, winter season contracts, and spot gas purchase contracts. These sources provide PECO with significant flexibility in terms of price and volume. The long-term contracts generally feed into interstate pipeline capacity for delivery into the PECO gas distribution system, while the summer injection gas flows on pipeline FT for injection into storage. Winter season purchases are typically delivered directly to the PECO gas distribution system at pipeline citygate interconnections. Spot purchases can be delivered directly to PECO as well as into pipeline FT capacity for subsequent delivery to PECO. As PECO's customers transfer to NGSs for their gas supply, PECO will need to purchase less gas on average but will need to retain sufficient resources to satisfy its Supplier of Last Resort Obligations.