



Operations Center
2839 New Beaver Avenue
Pittsburgh PA 15233

May 04, 2026

VIA ELECTRONIC FILING

Secretary Matthew Homsher
Pennsylvania Public Utility Commission
Secretary's Bureau
Commonwealth Keystone Building
400 North Street
Harrisburg PA 17120

Re: Duquesne Light Company – Docket No. M-2025-3052814

Secretary Matthew Homsher:

Enclosed please find a written outage report for the storm event that occurred in Duquesne Light Company's (Duquesne or the Company) service territory on Friday, March 13, 2026, pursuant to 52 Pa. Code § 67.1. Pursuant to the cover letter and data request received from Technical Utility Services ("TUS") on March 25, 2026, please find attached the Company's responses to questions M-1, M-2, and M-3. This report is being re-filed with an updated docket number. The Company respectfully requests that it replace the report originally filed on April 24, 2026.

The naming convention used for responses, if any, is "TUS-M-XX," with XX representing the number of the original question.

Please note, the Company recently launched an Outage Management System but continues to use its legacy system for the purposes of PUC reporting. As such, you may note differences between the reported data contained in this report and that communicated publicly during the event. See Attachment 4 for more detail.

Should you require additional information, please contact me at (412) 393-8324.

A handwritten signature in blue ink that reads "Wesley Terek". The signature is fluid and cursive.

Wesley Terek, P.E.
General Manager, System Planning & Protection

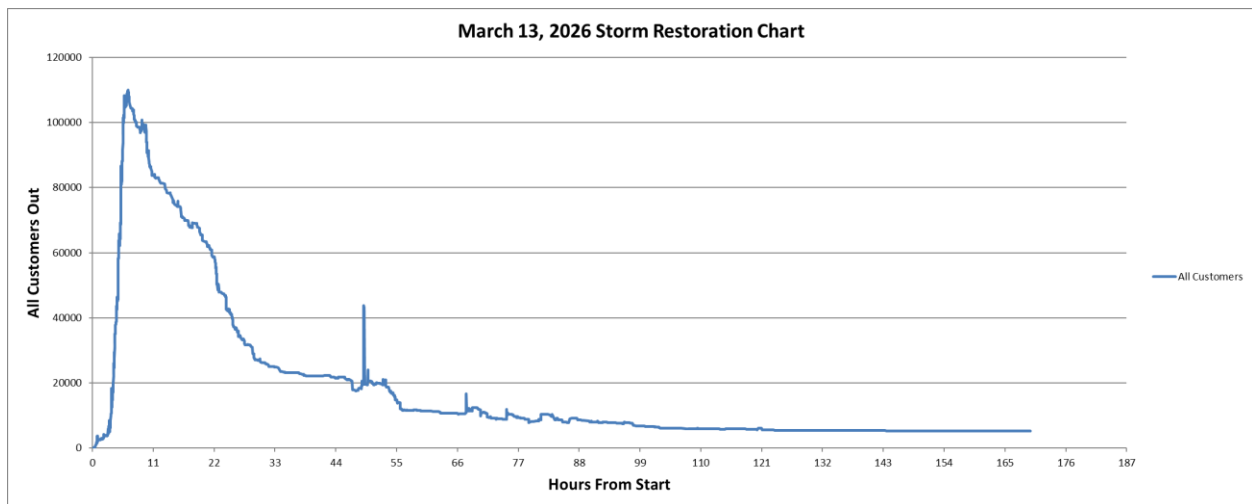
cc: Dan Searfoorce
Derek Ruhl
John Van Zant

- (b) Approximate number of outage cases and trouble cases for each county affected during the event:

Allegheny County had a total of 1,300 troubled locations and 628 outages while Beaver County had a total of 253 troubled locations and 225 outages for a combined total of 1,553 troubled locations and 853 outages in Duquesne Light's service territory.

- (c) Approximate number of outages for each county affected during the event:

Allegheny County had a total of 155,760 customers and Beaver County had a total of 39,148 customers for a combined total of 194,908 customers affected throughout this storm event.



- (d) Approximate number of outage cases exceeding 6 or more hours in duration:

A total of 742 outage cases exceeded six or more hours in duration.

- (e) A listing of each outage case exceeding 6 or more hours in duration, including the following information:

A listing of each outage case exceeding six or more hours in duration is included at the end of this report as Attachment 1.

- (f) Reason for the interruption or outages:

At approximately 1400 on Friday, March 13, 2026, Duquesne Light's service territory was affected by severe wind that persisted into Saturday, March 14, 2026. This weather caused downed power lines, fallen trees, and damage to our poles and equipment. The National Weather Service (NWS) reported that the

highest wind speed during this storm was 45 mph and the highest wind gust was 66 mph.

For additional weather information, please see section (m) of this report.

(g) Projected time of restoration:

The projected time of restoration for the majority of our customers was set for 2200 on Monday, March 16, 2026.

(h) The number of utility workers, contract workers, and workers received as mutual aid assigned specifically to the repair work by general function, that is linemen, troublemen, tree crews, and the like:

Utility / Company	# of Workers	General Function
Duquesne Light	243	Lineworkers
Duquesne Light	55	Troubleshooters
Duquesne Light	53	Substations
Duquesne Light	75	Underground
DLC	11	Vegetation Management / Tree Crews
Cut Above	42	
Nelson	56	
Penn Line	52	
Wright	61	
Henkels & McCoy	42	Lineworker Contractors
JW Didado	8	
PAR	15	
Sargent	58	
WA Chester	22	
GMB	180	Mutual Assistance
Northline Compass	140	
Vision	60	

(i) The date and time of the first information of a service interruption:

Friday, March 13, 2026 at 1356 hours.

(j) The date and time that repair crews were assembled:

Duquesne Light lineworker and troubleshooter staffing was increased for Friday, March 13, 2026 in anticipation of the forecasted weather. Additional crews were

called out after the weather impact. Mutual Assistance contractor crews began arriving on Duquesne Light property at approximately noon on Saturday, March 14, 2026. Duquesne Light crews and contractors worked through the week to restore power to all affected customers.

- (k) The actual time that service was restored to the last affected customer:

Service was restored to the last affected customer by this storm event on Friday, March 20, 2026 at 1530 hours.

- (l) A general description of the physical damage sustained by the utility facilities as a result of the interruption/outage:

During this event, Duquesne Light completed 1,553 cases of trouble consisting of 742 primary wires, 428 secondary and services, 147 transformers, 39 cables, and 197 broken poles.

- (m) If the interruption / outage event was weather-related, the utility's weather reports, outlooks, or scenarios for the day before and the day of the interruption / outage event:

On Thursday, March 12, 2026 at 0352 hours:

- The National Weather Service issued a Wind Advisory for Friday, March 13, 2026.

On Friday, March 13 at 0300 hours:

- The National Weather Service emailed an updated outlook for a high wind event on Friday, March 13, 2026.

On Friday, March 13 at 1340 hours:

- The National Weather Service emailed an updated outlook for a high wind event on Friday, March 13, 2026.

On Friday, March 13 at 1648 hours:

- The National Weather Service upgraded the Wind Advisory to a High Wind Warning for Friday, March 13, 2026.

Duquesne Light's internal outage prediction model indicated a large possibility of a minor outage event with up to 87 outage events predicted.

Additional weather information is included at the end of this report as Attachment 2.

- (n) If the interruption / outage event caused approximate outages that exceed 10% or more of customers in the utility's entire service territory, rank the event in terms of the number and duration of outages and provide 2 comparable events, including the number and duration of outages for those comparable events:

Event and Rank	Event Date	Number of Outages	Duration of Outages
Thunderstorms	4/29/25	265,305	9 days, 17 hrs
Winds	3/13/26	155,760	6 days, 3 hrs
Heat Dome	6/17/24	108,324	7 days, 7 hrs

Remarks:

Duquesne Light communicated storm restoration updates to our customers and the media through our duquesnelight.com website, our DLC Mobile app, X (formerly known as Twitter), and Facebook. See Attachment 3 for detailed communications and links to news articles.

ATTACHMENT 1

Outage Cases over 6 Hours					
Outage Case	Municipality Name	Customers Affected	Duration (mins)	Start Time	End Time
2613425	FOX CHAPEL	262	5776	2026-03-13 18:24	2026-03-17 18:40
2643385	BEAVER FALLS	9	8530	2026-03-13 15:23	2026-03-19 13:33
2643387	COLLIER	790	443	2026-03-13 20:03	2026-03-14 03:26
2643400	RANKIN	688	1258	2026-03-13 17:46	2026-03-14 14:44
2643405	CARNEGIE	488	1249	2026-03-13 18:09	2026-03-14 14:58
2643415	CARRICK (PGH)	192	4106	2026-03-13 17:49	2026-03-16 14:15
2643416	BELLEVUE	153	1310	2026-03-13 17:49	2026-03-14 15:39
2643419	BEAVER FALLS	170	977	2026-03-13 17:59	2026-03-14 10:16
2643421	WILMERDING	1382	2962	2026-03-13 18:20	2026-03-15 19:42
2643427	ROCH TWP	804	769	2026-03-13 18:27	2026-03-14 07:16
2643430	COLLIER	122	2878	2026-03-13 19:00	2026-03-15 18:58
2643431	WEST END (PGH)	407	627	2026-03-13 19:02	2026-03-14 05:29
2643432	MIDLAND	57	1076	2026-03-13 19:06	2026-03-14 13:02
2643435	CARRICK (PGH)	676	1259	2026-03-13 19:07	2026-03-14 16:06
2643436	CENTER	470	925	2026-03-13 19:06	2026-03-14 10:31
2643437	ROSS	280	5693	2026-03-13 19:07	2026-03-17 18:00
2643440	PENN HILLS	718	951	2026-03-13 19:14	2026-03-14 11:05
2643441	MONROEVILLE	466	445	2026-03-13 17:56	2026-03-14 01:21
2643444	TURTLE CREEK	525	4121	2026-03-13 18:05	2026-03-16 14:46
2643445	AMBRIDGE	253	711	2026-03-13 18:18	2026-03-14 06:09
2643446	CARNEGIE	309	658	2026-03-13 18:07	2026-03-14 05:05
2643449	WILKINSBURG	223	4104	2026-03-13 20:09	2026-03-16 16:33
2643451	LIBERTY	2	865	2026-03-13 20:09	2026-03-14 10:34
2643453	MCKEESPORT	333	4209	2026-03-13 19:41	2026-03-16 17:50
2643455	INDIANA	2689	2495	2026-03-13 19:26	2026-03-15 13:01
2643477	MOUNT WASHINGTON (PGH)	222	1024	2026-03-13 19:06	2026-03-14 12:10
2643478	PENN HILLS	315	1167	2026-03-13 18:04	2026-03-14 13:31
2643481	SHALER	149	4405	2026-03-13 19:20	2026-03-16 20:45
2643485	FINDLAY	60	1098	2026-03-15 15:45	2026-03-16 10:03
2643486	BLOOMFIELD (PGH)	298	1542	2026-03-13 17:24	2026-03-14 19:06
2643488	SHIPPINGPORT	252	1305	2026-03-13 18:30	2026-03-14 16:15
2643489	CHURCHILL	411	1084	2026-03-13 18:01	2026-03-14 12:05
2643490	HILL DISTRICT (PGH)	305	1425	2026-03-13 18:54	2026-03-14 18:39
2650457	WEST DEER	5	4078	2026-03-13 18:32	2026-03-16 14:30
2650458	SHALER	6	3031	2026-03-13 18:03	2026-03-15 20:34
2650459	SHALER	4	2173	2026-03-15 22:47	2026-03-17 11:00
2650460	HAMPTON	27	3055	2026-03-13 17:22	2026-03-15 20:17
2650461	MCCANDLESS	17	1867	2026-03-14 20:01	2026-03-16 03:08
2650464	FOX CHAPEL	102	3020	2026-03-13 17:48	2026-03-15 20:08
2650465	FOX CHAPEL	3	813	2026-03-18 15:29	2026-03-19 05:02
2650467	GEORGETOWN	12	1339	2026-03-13 21:11	2026-03-14 19:30
2650468	OHIOVILLE	26	1354	2026-03-14 00:41	2026-03-14 23:15
2650470	HOPEWELL	2	3320	2026-03-13 16:55	2026-03-16 00:15
2650471	HOPEWELL	3	1439	2026-03-13 19:06	2026-03-14 19:05
2650472	HOPEWELL	2	3731	2026-03-13 23:09	2026-03-16 13:20
2650473	EMSWORTH	2	988	2026-03-15 23:02	2026-03-16 15:30
2650474	ALIQUIPPA	3	2892	2026-03-13 18:48	2026-03-15 19:00
2650475	FINDLAY	3	3980	2026-03-13 17:58	2026-03-16 12:18
2650476	SEWICKLEY HEIGHTS	16	2996	2026-03-15 12:04	2026-03-17 14:00
2650477	WEST MIFFLIN	85	2594	2026-03-13 18:16	2026-03-15 13:30
2650478	BEAVER FALLS	3	2700	2026-03-13 17:30	2026-03-15 14:30
2650479	FREEDOM	2	3898	2026-03-14 19:17	2026-03-17 12:15
2650481	FREEDOM	30	4849	2026-03-14 03:26	2026-03-17 12:15

Outage Case	Municipality Name	Customers Affected	Duration (mins)	Start Time	End Time
2650482	PATT TWP	16	4280	2026-03-13 17:50	2026-03-16 17:10
2650484	BRIGHTON	2	784	2026-03-13 17:16	2026-03-14 06:20
2650485	DAUGHERTY	2	4302	2026-03-13 21:18	2026-03-16 21:00
2650486	BRIGHTON	30	1564	2026-03-13 18:16	2026-03-14 20:20
2650487	FREEDOM	60	2594	2026-03-13 18:22	2026-03-15 13:36
2650488	ROSS	6	4201	2026-03-13 17:05	2026-03-16 15:06
2650489	CONWAY	3	2241	2026-03-14 05:39	2026-03-15 19:00
2650490	ROSS	37	1404	2026-03-13 19:27	2026-03-14 18:51
2650492	INDEPENDENCE	3	2393	2026-03-13 18:20	2026-03-15 10:13
2650493	WEST MIFFLIN	2	3341	2026-03-13 17:56	2026-03-16 01:37
2650494	INDEPENDENCE	28	4592	2026-03-13 18:33	2026-03-16 23:05
2650495	WEST MIFFLIN	2	3271	2026-03-13 18:30	2026-03-16 01:01
2650496	RESERVE	12	2533	2026-03-13 17:57	2026-03-15 12:10
2650497	FINDLAY	2	2383	2026-03-13 20:07	2026-03-15 11:50
2650498	WEST MIFFLIN	2413	1142	2026-03-13 19:06	2026-03-14 14:08
2650499	FINDLAY	181	1591	2026-03-13 18:39	2026-03-14 21:10
2650501	JEFFERSON TWP	3	1163	2026-03-13 18:50	2026-03-14 14:13
2650502	WEST MIFFLIN	3	857	2026-03-15 17:51	2026-03-16 08:08
2650503	ROBINSON	4	4204	2026-03-13 17:49	2026-03-16 15:53
2650504	CASTLE SHANNON	39	1433	2026-03-13 18:23	2026-03-14 18:16
2650505	PLEASANT HILLS	3	1301	2026-03-13 15:26	2026-03-14 13:07
2650506	PORTVUE	3	4139	2026-03-13 19:37	2026-03-16 16:36
2650507	PLEASANT HILLS	3	2550	2026-03-13 16:50	2026-03-15 11:20
2650508	COLLIER	1	1779	2026-03-15 07:21	2026-03-16 13:00
2650510	WHITEHALL	3	2880	2026-03-17 05:49	2026-03-19 05:49
2650511	RACCOON	2	1328	2026-03-14 16:52	2026-03-15 15:00
2650512	WHITEHALL	14	1464	2026-03-13 18:32	2026-03-14 18:56
2650514	CASTLE SHANNON	3	5256	2026-03-13 17:49	2026-03-17 09:25
2650515	WEST MIFFLIN	2	6783	2026-03-13 18:42	2026-03-18 11:45
2650516	WHITEHALL	3	2376	2026-03-13 16:58	2026-03-15 08:34
2650517	HOPEWELL	264	1599	2026-03-13 16:39	2026-03-14 19:18
2650518	SHADYSIDE (PGH)	3	1480	2026-03-15 01:39	2026-03-16 02:19
2650519	BEAVER	2	899	2026-03-15 16:05	2026-03-16 07:04
2650521	WEST MIFFLIN	3	3954	2026-03-13 18:22	2026-03-16 12:16
2650522	WILKINS	3	2906	2026-03-13 18:10	2026-03-15 18:36
2650523	CENTER	8	743	2026-03-14 06:02	2026-03-14 18:25
2650524	MCCANDLESS	164	1292	2026-03-13 18:00	2026-03-14 15:32
2650525	RANKIN	3	2663	2026-03-13 19:26	2026-03-15 15:49
2650526	CENTER	3	1746	2026-03-15 17:39	2026-03-16 22:45
2650527	MONACA	28	483	2026-03-17 01:42	2026-03-17 09:45
2650528	OSBORNE	9	3676	2026-03-13 19:50	2026-03-16 09:06
2650529	HAZELWOOD (PGH)	26	2358	2026-03-13 19:22	2026-03-15 10:40
2650530	BELL ACRES	114	4116	2026-03-13 16:54	2026-03-16 13:30
2650531	OHIOVILLE	35	1920	2026-03-13 16:15	2026-03-15 00:15
2650533	CHURCHILL	28	4220	2026-03-13 17:40	2026-03-16 16:00
2650534	INDUSTRY	12	549	2026-03-13 16:46	2026-03-14 01:55
2650535	WEST MIFFLIN	2	4112	2026-03-13 18:20	2026-03-16 14:52
2650536	INDUSTRY	18	1701	2026-03-13 18:28	2026-03-14 22:49
2650537	HAZELWOOD (PGH)	70	4007	2026-03-13 19:03	2026-03-16 13:50
2650538	INDUSTRY	4	1640	2026-03-15 19:16	2026-03-16 22:36
2650539	ECONOMY	2	3859	2026-03-13 19:01	2026-03-16 11:20
2650540	WEST MIFFLIN	3	3331	2026-03-13 19:42	2026-03-16 03:13
2650541	ECONOMY	3	5170	2026-03-13 19:02	2026-03-17 09:12
2650542	OHIO	21	4135	2026-03-13 13:56	2026-03-16 10:51
2650544	ECONOMY	12	803	2026-03-16 01:37	2026-03-16 15:00
2650545	PLUM	33	3961	2026-03-13 18:12	2026-03-16 12:13

Outage Case	Municipality Name	Customers Affected	Duration (mins)	Start Time	End Time
2650546	NEW SEWICKLEY	1	3817	2026-03-13 18:35	2026-03-16 10:12
2650548	MONROEVILLE	15	3766	2026-03-13 18:02	2026-03-16 08:48
2650549	INDEPENDENCE	2	4077	2026-03-15 15:23	2026-03-18 11:20
2650550	PLUM	44	3230	2026-03-13 18:45	2026-03-16 00:35
2650551	NEW SEWICKLEY	1	1201	2026-03-15 14:59	2026-03-16 11:00
2650552	HAZELWOOD (PGH)	2	2008	2026-03-16 16:37	2026-03-18 02:05
2650553	PLUM	102	1914	2026-03-14 19:51	2026-03-16 03:45
2650554	WHITEHALL	2	3059	2026-03-13 19:24	2026-03-15 22:23
2650555	HAZELWOOD (PGH)	2	2619	2026-03-16 16:20	2026-03-18 11:59
2650556	HOPEWELL	2	4360	2026-03-13 16:50	2026-03-16 17:30
2650557	MOON	13	2079	2026-03-13 17:01	2026-03-15 03:40
2650558	INDEPENDENCE	4	2575	2026-03-13 17:34	2026-03-15 12:29
2650559	PENN HILLS	230	1031	2026-03-13 18:00	2026-03-14 11:11
2650561	OAKLAND (PGH)	39	5055	2026-03-15 09:20	2026-03-18 21:35
2650562	DORMONT	8	3435	2026-03-13 19:18	2026-03-16 04:33
2650563	VERONA	1	536	2026-03-18 16:14	2026-03-19 01:10
2650564	LOWER BURRELL	71	2081	2026-03-13 19:29	2026-03-15 06:10
2650565	WILKINSBURG	7	2746	2026-03-13 18:02	2026-03-15 15:48
2650566	VERONA	33	3163	2026-03-13 18:07	2026-03-15 22:50
2650567	PENN HILLS	2	6468	2026-03-13 19:52	2026-03-18 07:40
2650568	VERONA	13	3285	2026-03-13 19:35	2026-03-16 02:20
2650570	VERONA	3	1977	2026-03-13 19:31	2026-03-15 04:28
2650571	MOON	18	2772	2026-03-14 12:23	2026-03-16 10:35
2650572	DORMONT	2	2620	2026-03-13 19:37	2026-03-15 15:17
2650574	PENN HILLS	3	4200	2026-03-13 19:00	2026-03-16 17:00
2650575	DORMONT	31	1995	2026-03-13 18:34	2026-03-15 03:49
2650576	CASTLE SHANNON	6	7025	2026-03-13 17:49	2026-03-18 14:54
2650577	CARNEGIE	3	1798	2026-03-13 19:02	2026-03-15 01:00
2650578	HOPEWELL	4	2056	2026-03-13 18:34	2026-03-15 04:50
2650579	CARNEGIE	3	3804	2026-03-13 19:31	2026-03-16 10:55
2650581	PENN HILLS	2	2006	2026-03-13 18:11	2026-03-15 03:37
2650582	CENTER	25	1044	2026-03-13 21:36	2026-03-14 15:00
2650583	HOPEWELL	2	1171	2026-03-13 21:44	2026-03-14 17:15
2650584	HAMPTON	12	7135	2026-03-13 18:35	2026-03-18 17:30
2650585	HAMPTON	14	4133	2026-03-15 16:37	2026-03-18 13:30
2650586	PENN HILLS	2	2037	2026-03-13 23:11	2026-03-15 09:08
2650587	PENN HILLS	3	5953	2026-03-13 19:52	2026-03-17 23:05
2650588	FRANKLIN PARK	3	1350	2026-03-17 11:36	2026-03-18 10:06
2650589	SHARPSBURG	69	1565	2026-03-17 10:10	2026-03-18 12:15
2650590	WEST DEER	2	5569	2026-03-13 21:08	2026-03-17 17:57
2650591	INDIANA	6	7286	2026-03-13 19:24	2026-03-18 20:50
2650592	SHALER	51	2928	2026-03-13 19:27	2026-03-15 20:15
2650593	HOMESTEAD	3	1615	2026-03-13 17:57	2026-03-14 20:52
2650594	HOMESTEAD	3	4612	2026-03-13 18:08	2026-03-16 23:00
2650595	NEW HOMESTEAD (PGH)	2	1351	2026-03-13 20:58	2026-03-14 19:29
2650596	NORTH VERSAILLES	2	2830	2026-03-13 19:03	2026-03-15 18:13
2650597	NORTH VERSAILLES	2	4021	2026-03-13 19:29	2026-03-16 14:30
2650598	WHITE OAK	2	2908	2026-03-13 19:32	2026-03-15 20:00
2650599	WHITE OAK	79	935	2026-03-13 20:55	2026-03-14 12:30
2650600	NORTH VERSAILLES	1	4348	2026-03-13 19:16	2026-03-16 19:44
2650601	NORTH VERSAILLES	2	4052	2026-03-13 19:38	2026-03-16 15:10
2650602	NORTH VERSAILLES	17	2505	2026-03-13 19:20	2026-03-15 13:05
2650603	MCKEESPORT	14	1953	2026-03-14 10:58	2026-03-15 19:31
2650604	EDGEWOOD	15	3056	2026-03-13 17:54	2026-03-15 20:50
2650605	WILKINSBURG	3	2115	2026-03-14 01:33	2026-03-15 12:48
2650606	PENN HILLS	25	3477	2026-03-13 23:48	2026-03-16 09:45

Outage Case	Municipality Name	Customers Affected	Duration (mins)	Start Time	End Time
2650607	POINT BREEZE (PGH)	10	4075	2026-03-13 18:02	2026-03-16 13:57
2650608	CHURCHILL	2	983	2026-03-15 16:43	2026-03-16 09:06
2650609	CHURCHILL	33	1088	2026-03-13 18:01	2026-03-14 12:09
2650610	LAWRENCEVILLE (PGH)	230	911	2026-03-13 18:52	2026-03-14 10:03
2650611	SQUIRREL HILL (PGH)	3	3423	2026-03-13 19:10	2026-03-16 04:13
2650612	MORNINGSIDE (PGH)	3	2472	2026-03-13 18:01	2026-03-15 11:13
2650613	RANKIN	2	3197	2026-03-13 18:41	2026-03-15 23:58
2650614	FOX CHAPEL	4	365	2026-03-18 04:55	2026-03-18 11:00
2650615	FOX CHAPEL	3	2646	2026-03-16 19:05	2026-03-18 15:11
2650616	NORTH BRADDOCK	52	2644	2026-03-13 18:11	2026-03-15 14:15
2650617	PENN HILLS	32	2037	2026-03-13 19:07	2026-03-15 05:04
2650618	FOX CHAPEL	2	2645	2026-03-16 19:52	2026-03-18 15:57
2650619	MONROEVILLE	40	3128	2026-03-13 18:02	2026-03-15 22:10
2650620	MONROEVILLE	8	2853	2026-03-13 18:17	2026-03-15 17:50
2650621	RESERVE	8	4939	2026-03-15 03:12	2026-03-18 13:31
2650622	FOX CHAPEL	8	7109	2026-03-13 17:43	2026-03-18 16:12
2650623	MONROEVILLE	44	1797	2026-03-13 18:34	2026-03-15 00:31
2650624	PENN HILLS	12	1870	2026-03-13 17:50	2026-03-15 01:00
2650625	BEAVER FALLS	3	7267	2026-03-13 18:08	2026-03-18 19:15
2650626	WILKINS	22	3449	2026-03-13 18:07	2026-03-16 03:36
2650627	RACCOON	2	5378	2026-03-14 20:52	2026-03-18 14:30
2650628	RACCOON	1	2391	2026-03-16 20:09	2026-03-18 12:00
2650629	WILKINS	40	4279	2026-03-13 19:16	2026-03-16 18:35
2650631	DAUGHERTY	2	5264	2026-03-14 22:16	2026-03-18 14:00
2650632	CHURCHILL	6	4205	2026-03-13 17:55	2026-03-16 16:00
2650633	FOREST HILLS	8	2376	2026-03-14 01:24	2026-03-15 17:00
2650634	GREENFIELD (PGH)	24	2444	2026-03-13 18:16	2026-03-15 11:00
2650635	GREENFIELD (PGH)	18	2330	2026-03-13 19:00	2026-03-15 09:50
2650636	GREENFIELD (PGH)	3	1007	2026-03-14 16:28	2026-03-15 09:15
2650637	GREENFIELD (PGH)	3	1029	2026-03-15 16:31	2026-03-16 09:40
2650638	SHADYSIDE (PGH)	166	1107	2026-03-13 18:03	2026-03-14 12:30
2650639	SHADYSIDE (PGH)	35	2391	2026-03-13 18:29	2026-03-15 10:20
2650640	SQUIRREL HILL (PGH)	4	2657	2026-03-13 18:15	2026-03-15 14:32
2650642	MONROEVILLE	10	1566	2026-03-13 18:12	2026-03-14 20:18
2650645	EASTVALE	1	6716	2026-03-13 22:34	2026-03-18 14:30
2650646	MORNINGSIDE (PGH)	3	5098	2026-03-14 11:32	2026-03-18 00:30
2650648	LAWRENCEVILLE (PGH)	78	4351	2026-03-14 13:44	2026-03-17 14:15
2650650	UPPER BURRELL	8	960	2026-03-17 09:17	2026-03-18 01:17
2650651	HOMESTEAD	4	5348	2026-03-13 17:52	2026-03-17 11:00
2650652	OAKMONT	2	5230	2026-03-13 20:27	2026-03-17 11:37
2650653	VERONA	44	1905	2026-03-16 08:15	2026-03-17 16:00
2650654	VERONA	3	5486	2026-03-13 19:39	2026-03-17 15:05
2650655	VERONA	8	5139	2026-03-13 19:46	2026-03-17 09:25
2650656	CHURCHILL	2	518	2026-03-17 15:23	2026-03-18 00:01
2650657	WILKINSBURG	2	5379	2026-03-13 23:45	2026-03-17 17:24
2650658	NORTH VERSAILLES	9	4127	2026-03-13 21:13	2026-03-16 18:00
2650659	POINT BREEZE (PGH)	7	5772	2026-03-13 18:08	2026-03-17 18:20
2650660	BRADDOCK HILLS	2	3800	2026-03-14 18:59	2026-03-17 10:19
2650661	NORTH VERSAILLES	3	4654	2026-03-14 09:41	2026-03-17 15:15
2650662	MONROEVILLE	3	1290	2026-03-14 02:44	2026-03-15 00:14
2650663	VERSAILLES	3	2636	2026-03-15 16:04	2026-03-17 12:00
2650664	HERRON HILL (PGH)	3	3593	2026-03-13 18:32	2026-03-16 06:25
2650665	CARRICK (PGH)	1	2880	2026-03-15 10:40	2026-03-17 10:40
2650666	CARRICK (PGH)	3	4060	2026-03-15 07:55	2026-03-18 03:35
2650669	WILKINSBURG	3	5286	2026-03-13 20:44	2026-03-17 12:50
2650670	THORNBURG	2	1564	2026-03-16 15:26	2026-03-17 17:30

Outage Case	Municipality Name	Customers Affected	Duration (mins)	Start Time	End Time
2650671	WILKINSBURG	2	5641	2026-03-13 18:49	2026-03-17 16:50
2650672	CORAOPOLIS	2	1101	2026-03-17 16:32	2026-03-18 10:53
2650674	DORMONT	11	2568	2026-03-13 18:19	2026-03-15 13:07
2650675	HILL DISTRICT (PGH)	3	5829	2026-03-13 18:00	2026-03-17 19:09
2650676	GREENTREE	18	3738	2026-03-13 18:50	2026-03-16 09:08
2650677	OAKLAND (PGH)	2	5947	2026-03-13 20:03	2026-03-17 23:10
2650678	WEST MIFFLIN	15	5300	2026-03-13 19:28	2026-03-17 11:48
2650679	BRNTWD-CTY (PGH)	6	2427	2026-03-14 09:38	2026-03-16 02:05
2650681	CASTLE SHANNON	21	1865	2026-03-13 19:13	2026-03-15 02:18
2650682	PENN HILLS	35	1503	2026-03-16 08:34	2026-03-17 09:37
2650684	HANOVER	13	2898	2026-03-13 18:23	2026-03-15 18:41
2650685	HOOKSTOWN	16	1634	2026-03-13 19:31	2026-03-14 22:45
2650686	FOX CHAPEL	48	4235	2026-03-13 21:47	2026-03-16 20:22
2650687	FOX CHAPEL	25	3209	2026-03-15 05:46	2026-03-17 11:15
2650688	SHARPSBURG	2	5315	2026-03-13 20:24	2026-03-17 12:59
2650689	WATERWORKS (PGH)	1	5309	2026-03-13 20:30	2026-03-17 12:59
2650690	ETNA	3	5694	2026-03-13 17:26	2026-03-17 16:20
2650691	ASPINWALL	43	2454	2026-03-13 17:41	2026-03-15 10:35
2650692	ETNA	4	1050	2026-03-17 02:00	2026-03-17 19:30
2650693	HAMPTON	91	5577	2026-03-13 18:51	2026-03-17 15:48
2650694	HAMPTON	40	5576	2026-03-13 18:51	2026-03-17 15:47
2650695	KNOXVILLE (PGH)	2	2895	2026-03-15 12:55	2026-03-17 13:10
2650696	MOUNT WASHINGTON (PGH)	3	5928	2026-03-13 18:48	2026-03-17 21:36
2650697	DORMONT	3	5549	2026-03-13 18:21	2026-03-17 14:50
2650698	BRENTWOOD	2	5415	2026-03-13 17:51	2026-03-17 12:06
2650699	FOX CHAPEL	116	1759	2026-03-15 07:54	2026-03-16 13:13
2650700	AVALON	13	1643	2026-03-16 10:47	2026-03-17 14:10
2650701	DUQUESNE	13	1461	2026-03-13 19:24	2026-03-14 19:45
2650702	MT LEBANON	3	2997	2026-03-15 18:27	2026-03-17 20:24
2650703	BALDWIN BORO	1	2068	2026-03-16 10:02	2026-03-17 20:30
2650705	WILKINSBURG	81	4080	2026-03-14 11:47	2026-03-17 07:47
2650706	MORNINGSIDE (PGH)	2	2185	2026-03-13 19:55	2026-03-15 08:20
2650707	HIGHLAND PARK (PGH)	3	3747	2026-03-15 17:15	2026-03-18 07:42
2650708	SWISSVALE	2	3222	2026-03-15 08:30	2026-03-17 14:12
2650709	WILKINS	4	5517	2026-03-13 18:25	2026-03-17 14:22
2650710	WILKINS	1	1921	2026-03-13 19:59	2026-03-15 04:00
2650711	TURTLE CREEK	3	3719	2026-03-13 20:57	2026-03-16 10:56
2650713	SHADYSIDE (PGH)	8	2331	2026-03-13 17:54	2026-03-15 08:45
2650714	WILKINSBURG	2	2477	2026-03-13 19:18	2026-03-15 12:35
2650715	FOX CHAPEL	3	1904	2026-03-15 18:56	2026-03-17 02:40
2650716	RESERVE	2	3554	2026-03-13 17:48	2026-03-16 05:02
2650718	LAWRENCEVILLE (PGH)	3	4411	2026-03-13 18:02	2026-03-16 19:33
2650719	BLOOMFIELD (PGH)	3	2960	2026-03-13 23:40	2026-03-16 01:00
2650720	PENN HILLS	3	4367	2026-03-13 18:03	2026-03-16 18:50
2650721	SWISSVALE	2	2893	2026-03-15 10:09	2026-03-17 10:22
2650722	FOREST HILLS	4	2638	2026-03-14 00:17	2026-03-15 20:15
2650723	VERONA	4	1951	2026-03-13 19:57	2026-03-15 04:28
2650725	WILKINSBURG	3	3451	2026-03-13 18:19	2026-03-16 03:50
2650726	TRAFFORD	2	3947	2026-03-13 18:43	2026-03-16 12:30
2650727	SHERADEN (PGH)	3	2367	2026-03-13 18:23	2026-03-15 09:50
2650728	BELLEVUE	2	1641	2026-03-14 18:59	2026-03-15 22:20
2650729	SCOTT	3	2439	2026-03-13 17:43	2026-03-15 10:22
2650731	CARRICK (PGH)	3	373	2026-03-15 10:37	2026-03-15 16:50
2650732	BALDWIN BORO	2	2594	2026-03-13 19:24	2026-03-15 14:38
2650733	CRAFTON	2	2468	2026-03-13 17:52	2026-03-15 11:00
2650734	NORTH SIDE (PGH)	4	3164	2026-03-13 20:12	2026-03-16 00:56

Outage Case	Municipality Name	Customers Affected	Duration (mins)	Start Time	End Time
2650735	BROOKLINE (PGH)	3	2355	2026-03-13 22:43	2026-03-15 13:58
2650736	STOWE	3	1241	2026-03-16 11:29	2026-03-17 08:10
2650737	MOON	2	4296	2026-03-13 18:49	2026-03-16 18:25
2650738	KENNEDY	2	604	2026-03-16 05:45	2026-03-16 15:49
2650739	COLLIER	3	3247	2026-03-13 20:35	2026-03-16 02:42
2650740	SCOTT	3	1379	2026-03-13 19:01	2026-03-14 18:00
2650741	BEECHVIEW (PGH)	6	2888	2026-03-13 18:57	2026-03-15 19:05
2650742	BELTZHOVER (PGH)	2	3147	2026-03-13 18:16	2026-03-15 22:43
2650743	MT OLIVER	2	2327	2026-03-13 19:11	2026-03-15 09:58
2650744	HAMPTON	2	4897	2026-03-13 20:58	2026-03-17 06:35
2650746	OHARA	2	3972	2026-03-13 22:38	2026-03-16 16:50
2650747	PLEASANT HILLS	3	2808	2026-03-13 19:12	2026-03-15 18:00
2650748	MONROEVILLE	16	5721	2026-03-13 18:19	2026-03-17 17:40
2650749	BRADDOCK	12	5794	2026-03-13 19:26	2026-03-17 20:00
2650752	FOREST HILLS	3	5448	2026-03-13 19:28	2026-03-17 14:16
2650753	BRADDOCK	3	5558	2026-03-13 18:37	2026-03-17 15:15
2650754	CHURCHILL	6	5557	2026-03-13 18:23	2026-03-17 15:00
2650755	PENN HILLS	3	532	2026-03-17 14:58	2026-03-17 23:50
2650756	WILKINS	4	4980	2026-03-14 07:30	2026-03-17 18:30
2650757	CENTER	63	3457	2026-03-15 08:18	2026-03-17 17:55
2650758	SEWICKLEY	2	3015	2026-03-13 14:45	2026-03-15 17:00
2650759	NORTH SIDE (PGH)	7	1646	2026-03-13 17:58	2026-03-14 21:24
2650761	PENN HILLS	135	1359	2026-03-13 19:49	2026-03-14 18:28
2650763	MONACA	2	694	2026-03-16 07:26	2026-03-16 19:00
2650764	CENTER	7	5102	2026-03-13 22:38	2026-03-17 11:40
2650765	SWISSVALE	20	3010	2026-03-13 20:23	2026-03-15 22:33
2650766	MONROEVILLE	39	857	2026-03-13 19:31	2026-03-14 09:48
2650767	RACCOON	2	3190	2026-03-15 14:20	2026-03-17 19:30
2650768	POTTER	1	4790	2026-03-14 10:57	2026-03-17 18:47
2650770	CENTER	2	1468	2026-03-16 12:05	2026-03-17 12:33
2650771	MONROEVILLE	4	2312	2026-03-15 15:43	2026-03-17 06:15
2650772	HOPEWELL	3	3861	2026-03-13 20:15	2026-03-16 12:36
2650773	HANOVER	79	1571	2026-03-13 18:19	2026-03-14 20:30
2650774	RACCOON	5	2867	2026-03-13 20:00	2026-03-15 19:47
2650776	SEWICKLEY HEIGHTS	1	2913	2026-03-15 13:46	2026-03-17 14:19
2650778	HOPEWELL	4	2682	2026-03-14 19:20	2026-03-16 16:02
2650779	BADEN	77	1947	2026-03-15 09:53	2026-03-16 18:20
2650780	MOON	4	1497	2026-03-13 19:11	2026-03-14 20:08
2650781	MOON	3	1497	2026-03-13 19:11	2026-03-14 20:08
2650782	ALIQUIPPA	3	5278	2026-03-13 21:52	2026-03-17 13:50
2650783	HOOKSTOWN	2	664	2026-03-16 00:23	2026-03-16 11:27
2650784	MOON	2	2918	2026-03-14 08:32	2026-03-16 09:10
2650785	BEAVER	4	2030	2026-03-13 18:05	2026-03-15 03:55
2650786	BEAVER FALLS	2	3305	2026-03-13 17:02	2026-03-16 00:07
2650787	BADEN	2	2944	2026-03-14 15:26	2026-03-16 16:30
2650788	HARMONY	2	4019	2026-03-13 18:41	2026-03-16 13:40
2650789	HARMONY	2	1860	2026-03-13 19:20	2026-03-15 02:20
2650791	HARMONY	1	1291	2026-03-15 18:05	2026-03-16 15:36
2650792	ALIQUIPPA	2	5717	2026-03-14 12:09	2026-03-18 11:26
2650793	ROSS	6	2847	2026-03-15 09:41	2026-03-17 09:08
2650794	WEST DEER	1	5932	2026-03-13 17:28	2026-03-17 20:20
2650795	HAMPTON	2	2251	2026-03-16 05:12	2026-03-17 18:43
2650798	SHALER	4	2242	2026-03-14 19:43	2026-03-16 09:05
2650799	PLUM	3	6824	2026-03-13 20:16	2026-03-18 14:00
2650800	SHALER	2	4218	2026-03-13 18:57	2026-03-16 17:15
2650802	SHALER	3	2936	2026-03-13 17:49	2026-03-15 18:45

Outage Case	Municipality Name	Customers Affected	Duration (mins)	Start Time	End Time
2650804	FOX CHAPEL	1	5231	2026-03-13 18:19	2026-03-17 09:30
2650805	INDIANA	2	650	2026-03-17 20:45	2026-03-18 07:35
2650806	INDIANA	2	5731	2026-03-13 18:27	2026-03-17 17:58
2650807	BANKSVILLE (PGH)	20	7245	2026-03-13 17:50	2026-03-18 18:35
2650808	RACCOON	2	6799	2026-03-13 19:42	2026-03-18 13:01
2650810	OHARA	8	7075	2026-03-13 17:24	2026-03-18 15:19
2650812	FOX CHAPEL	1	8352	2026-03-13 18:05	2026-03-19 13:17
2650813	HAMPTON	4	6954	2026-03-13 20:09	2026-03-18 16:03
2650814	OHARA	28	9805	2026-03-13 20:05	2026-03-20 15:30
2650817	OHIOVILLE	28	4872	2026-03-14 08:48	2026-03-17 18:00
2650818	BRIGHTON	2	1490	2026-03-16 14:06	2026-03-17 14:56
2650819	HANOVER	31	4336	2026-03-13 16:59	2026-03-16 17:15
2650820	BEN AVON HEIGHTS	14	3332	2026-03-14 10:48	2026-03-16 18:20
2650821	INDUSTRY	17	1006	2026-03-16 21:39	2026-03-17 14:25
2650824	MOON	4	5734	2026-03-13 18:56	2026-03-17 18:30
2650825	RACCOON	2	4359	2026-03-14 13:26	2026-03-17 14:05
2650826	WHITEHALL	3	5560	2026-03-13 18:38	2026-03-17 15:18
2650828	HANOVER	26	949	2026-03-16 23:42	2026-03-17 15:31
2650829	HANOVER	4	5466	2026-03-13 18:24	2026-03-17 13:30
2650830	MOON	1	2034	2026-03-16 17:24	2026-03-18 03:18
2650834	GREENE	25	4067	2026-03-13 18:28	2026-03-16 14:15
2650835	SPRING HILL (PGH)	2	4300	2026-03-13 15:50	2026-03-16 15:30
2650842	RICHLAND	108	3961	2026-03-13 18:02	2026-03-16 12:03
2650859	ROSS	98	1757	2026-03-13 17:33	2026-03-14 22:50
2650861	NORTH SIDE (PGH)	10	3269	2026-03-14 19:47	2026-03-17 02:16
2650863	ROSS	15	1434	2026-03-15 19:09	2026-03-16 19:03
2650864	AVALON	2	5482	2026-03-13 18:56	2026-03-17 14:18
2650865	FOX CHAPEL	11	3025	2026-03-13 17:50	2026-03-15 20:15
2650867	SHARPSBURG	96	4202	2026-03-13 18:08	2026-03-16 16:10
2650868	FOX CHAPEL	43	3487	2026-03-14 09:33	2026-03-16 19:40
2650869	SHARPSBURG	55	1538	2026-03-14 15:44	2026-03-15 17:22
2650870	MANCHESTER (PGH)	177	1011	2026-03-13 17:32	2026-03-14 10:23
2650871	SHARPSBURG	12	2445	2026-03-13 17:40	2026-03-15 10:25
2650872	SHALER	14	4033	2026-03-13 17:57	2026-03-16 13:10
2650873	WEST DEER	4	5467	2026-03-13 19:31	2026-03-17 14:38
2650874	SHALER	34	3208	2026-03-13 18:07	2026-03-15 23:35
2650875	HAMPTON	39	5570	2026-03-13 18:07	2026-03-17 14:57
2650876	RICHLAND	13	2089	2026-03-14 08:11	2026-03-15 19:00
2650877	PLUM	7	3356	2026-03-15 18:59	2026-03-18 02:55
2650878	HAMPTON	16	3937	2026-03-13 18:41	2026-03-16 12:18
2650880	WATERWORKS (PGH)	43	3147	2026-03-13 18:25	2026-03-15 22:52
2650881	HERRON HILL (PGH)	2	4184	2026-03-13 18:26	2026-03-16 16:10
2650882	FOX CHAPEL	470	2078	2026-03-13 17:28	2026-03-15 04:06
2650883	HAMPTON	45	3665	2026-03-13 17:35	2026-03-16 06:40
2650884	RICHLAND	17	2703	2026-03-13 18:37	2026-03-15 15:40
2650885	ALLENTOWN (PGH)	3	5957	2026-03-13 17:39	2026-03-17 20:56
2650887	RICHLAND	21	1099	2026-03-13 17:39	2026-03-14 11:58
2650888	INDIANA	7	1796	2026-03-13 21:12	2026-03-15 03:08
2650889	OHARA	2	3972	2026-03-13 22:38	2026-03-16 16:50
2650891	HAMPTON	235	2531	2026-03-13 17:24	2026-03-15 11:35
2650892	HAMPTON	32	2692	2026-03-13 19:01	2026-03-15 15:53
2650893	HAMPTON	1	2013	2026-03-14 09:51	2026-03-15 19:24
2650894	HAMPTON	1	4345	2026-03-13 19:31	2026-03-16 19:56
2650895	HAMPTON	2	4488	2026-03-13 17:27	2026-03-16 20:15
2650896	BALDWIN TWP	4	5350	2026-03-13 17:45	2026-03-17 10:55
2650899	RICHLAND	28	651	2026-03-15 13:44	2026-03-16 00:35

Outage Case	Municipality Name	Customers Affected	Duration (mins)	Start Time	End Time
2650900	COLLIER	2	2536	2026-03-15 19:13	2026-03-17 13:29
2650901	ROSS	937	1976	2026-03-14 12:36	2026-03-15 21:32
2650902	ROSS	937	1976	2026-03-14 12:36	2026-03-15 21:32
2650903	CARNEGIE	3	2927	2026-03-13 17:43	2026-03-15 18:30
2650904	PINE	1450	3545	2026-03-13 17:45	2026-03-16 04:50
2650905	VERSAILLES	3	1667	2026-03-14 10:53	2026-03-15 14:40
2650906	HEIDELBERG	2	1935	2026-03-16 14:25	2026-03-17 22:40
2650907	CLAIRTON	372	2247	2026-03-13 19:35	2026-03-15 09:02
2650908	CLAIRTON	3	1824	2026-03-15 10:41	2026-03-16 17:05
2650909	MCKEESPORT	810	1030	2026-03-13 19:41	2026-03-14 12:51
2650910	GREENTREE	10	2394	2026-03-15 20:12	2026-03-17 12:06
2650912	GLASSPORT	590	893	2026-03-13 19:41	2026-03-14 10:34
2650913	SCOTT	2	3219	2026-03-15 15:46	2026-03-17 21:25
2650914	JEFFERSON	1940	2394	2026-03-13 19:41	2026-03-15 11:35
2650916	RESERVE	61	465	2026-03-15 07:33	2026-03-15 15:18
2650917	WEST MIFFLIN	262	3018	2026-03-13 18:00	2026-03-15 20:18
2650920	HAMPTON	22	3231	2026-03-13 18:51	2026-03-16 00:42
2650922	BELTZHOVER (PGH)	3	2382	2026-03-13 19:08	2026-03-15 10:50
2650923	MONROEVILLE	1261	1800	2026-03-13 17:58	2026-03-14 23:58
2650924	MT PLEASANT	2	3077	2026-03-13 21:33	2026-03-16 00:50
2650925	BRIDGEVILLE BORO	78	4188	2026-03-13 20:03	2026-03-16 17:51
2650926	BRIDGEVILLE BORO	2	3550	2026-03-14 20:43	2026-03-17 07:53
2650927	OVERBROOK (PGH)	3	3769	2026-03-13 18:23	2026-03-16 09:12
2650930	SCOTT	309	2990	2026-03-13 16:33	2026-03-15 18:23
2650932	MANCHESTER (PGH)	184	391	2026-03-16 21:12	2026-03-17 03:43
2650933	NORTH SIDE (PGH)	2	2786	2026-03-13 19:30	2026-03-15 17:56
2650935	NORTH SIDE (PGH)	57	2412	2026-03-13 19:43	2026-03-15 11:55
2650936	ROSS	2	4045	2026-03-13 19:49	2026-03-16 15:14
2650937	CRAFTON	43	1818	2026-03-13 17:53	2026-03-15 00:11
2650938	CORLISS (PGH)	2	2348	2026-03-13 23:12	2026-03-15 14:20
2650939	ELLIOTT (PGH)	3	2016	2026-03-13 17:54	2026-03-15 03:30
2650940	CRAFTON	23	1818	2026-03-13 17:53	2026-03-15 00:11
2650941	NORTH SIDE (PGH)	9	2972	2026-03-13 17:47	2026-03-15 19:19
2650942	NORTH SIDE (PGH)	7	1646	2026-03-13 17:58	2026-03-14 21:24
2650943	NORTH SIDE (PGH)	2	2888	2026-03-14 16:17	2026-03-16 16:25
2650944	NORTH SIDE (PGH)	4	2102	2026-03-15 07:58	2026-03-16 19:00
2650945	NORTH SIDE (PGH)	3	2732	2026-03-13 22:27	2026-03-15 19:59
2650947	WHITEHALL	3	4027	2026-03-13 16:01	2026-03-16 11:08
2650948	BEAVER FALLS	2	3303	2026-03-13 19:22	2026-03-16 02:25
2650950	RACCOON	2	5942	2026-03-13 18:20	2026-03-17 21:22
2650951	PINE	2	4399	2026-03-14 16:46	2026-03-17 18:05
2650953	BELTZHOVER (PGH)	26	1358	2026-03-13 18:54	2026-03-14 17:32
2650956	WHITAKER	2	5652	2026-03-13 20:03	2026-03-17 18:15
2650957	BELTZHOVER (PGH)	2	2776	2026-03-14 10:24	2026-03-16 08:40
2650958	PORTVUE	2	1594	2026-03-16 07:57	2026-03-17 10:31
2650959	WILKINSBURG	3	5112	2026-03-13 19:09	2026-03-17 08:21
2650960	PENN HILLS	3	7271	2026-03-13 18:09	2026-03-18 19:20
2650961	PENN HILLS	2	3093	2026-03-13 18:12	2026-03-15 21:45
2650962	CHURCHILL	2	5879	2026-03-13 18:01	2026-03-17 20:00
2650963	FOREST HILLS	18	3186	2026-03-15 13:54	2026-03-17 19:00
2650964	WILKINS	2	5206	2026-03-14 00:29	2026-03-17 15:15
2650965	BEAVER FALLS	8	2654	2026-03-13 17:46	2026-03-15 14:00
2650966	WILKINS	2	4996	2026-03-14 07:14	2026-03-17 18:30
2650967	GREENFIELD (PGH)	2	736	2026-03-17 05:01	2026-03-17 17:17
2650968	SHADYSIDE (PGH)	8	4012	2026-03-14 07:56	2026-03-17 02:48
2650969	PENN HILLS	3	3528	2026-03-14 22:12	2026-03-17 09:00

Outage Case	Municipality Name	Customers Affected	Duration (mins)	Start Time	End Time
2650970	HIGHLAND PARK (PGH)	3	5391	2026-03-13 18:09	2026-03-17 12:00
2650971	BRADDOCK HILLS	2	5577	2026-03-13 17:48	2026-03-17 14:45
2650972	FOREST HILLS	2	6075	2026-03-13 18:33	2026-03-17 23:48
2650973	OHARA	8	7479	2026-03-13 21:33	2026-03-19 02:12
2650974	FOREST HILLS	4	4992	2026-03-14 05:18	2026-03-17 16:30
2650975	FOREST HILLS	2	1889	2026-03-16 12:46	2026-03-17 20:15
2650976	WEST VIEW	16	5654	2026-03-13 17:36	2026-03-17 15:50
2650977	PLUM	9	1838	2026-03-17 06:07	2026-03-18 12:45
2650978	PENN HILLS	8	3360	2026-03-15 08:45	2026-03-17 16:45
2650979	SQUIRREL HILL (PGH)	9	5408	2026-03-13 18:12	2026-03-17 12:20
2650980	PLUM	7	2882	2026-03-15 18:38	2026-03-17 18:40
2650981	MT LEBANON	20	5947	2026-03-13 16:18	2026-03-17 19:25
2650982	MOON	16	5817	2026-03-13 19:38	2026-03-17 20:35
2650983	MT LEBANON	2	3032	2026-03-15 17:28	2026-03-17 20:00
2650984	KNOXVILLE (PGH)	3	2540	2026-03-15 16:55	2026-03-17 11:15
2650985	DORMONT	12	2558	2026-03-15 16:53	2026-03-17 11:31
2650986	ALIQUIPPA	14	5854	2026-03-13 18:41	2026-03-17 20:15
2650987	ROBINSON	4	5768	2026-03-13 19:27	2026-03-17 19:35
2650988	BEAVER	2	1400	2026-03-13 20:32	2026-03-14 19:52
2650989	CENTER	2	2117	2026-03-16 05:17	2026-03-17 16:34
2650990	BELL ACRES	2	5373	2026-03-13 19:02	2026-03-17 12:35
2650991	BRIGHTON	4	1445	2026-03-16 15:25	2026-03-17 15:30
2650992	ECONOMY	3	1037	2026-03-17 01:46	2026-03-17 19:03
2650993	PULASKI	2	5651	2026-03-13 19:19	2026-03-17 17:30
2650994	ECONOMY	2	5433	2026-03-13 18:15	2026-03-17 12:48
2650995	ECONOMY	2	4197	2026-03-13 18:15	2026-03-16 16:12
2650996	EMSWORTH	6	922	2026-03-15 22:04	2026-03-16 13:26
2650997	OAKMONT	2	3216	2026-03-16 13:54	2026-03-18 19:30
2650998	INDIANA	65	4084	2026-03-15 18:06	2026-03-18 14:10
2650999	FOX CHAPEL	2	6804	2026-03-13 18:11	2026-03-18 11:35
2651001	CRAFTON	3	2814	2026-03-16 11:56	2026-03-18 10:50
2651002	EAST PITTSBURGH	4	7186	2026-03-13 18:19	2026-03-18 18:05
2651003	SHALER	2	2638	2026-03-16 11:17	2026-03-18 07:15
2651004	FOX CHAPEL	8	4240	2026-03-15 17:20	2026-03-18 16:00
2651005	INDIANA	2	6975	2026-03-13 18:15	2026-03-18 14:30
2651007	HAMPTON	2	4395	2026-03-14 16:30	2026-03-17 17:45
2651008	OHARA	3	7012	2026-03-13 17:29	2026-03-18 14:21
2651009	SCOTT	3	2932	2026-03-13 18:09	2026-03-15 19:01
2651010	SHALER	2	5745	2026-03-14 08:45	2026-03-18 08:30
2651011	SEWICKLEY	12	5854	2026-03-13 18:34	2026-03-17 20:08
2651014	MCCANDLESS	42	4407	2026-03-13 18:03	2026-03-16 19:30
2651015	BEN AVON	2	1726	2026-03-14 12:44	2026-03-15 17:30
2651017	MT LEBANON	2	1008	2026-03-14 16:35	2026-03-15 09:23
2651018	ROSS	59	2654	2026-03-13 19:06	2026-03-15 15:20
2651020	ARLINGTON HEIGHTS (PGH)	3	2221	2026-03-14 07:59	2026-03-15 21:00
2651022	CARRICK (PGH)	1	822	2026-03-16 01:18	2026-03-16 15:00
2651023	PENNSBURY VLG	10	3469	2026-03-13 19:05	2026-03-16 04:54
2651024	SCOTT	20	2642	2026-03-14 00:42	2026-03-15 20:44
2651027	ROCH TWP	135	559	2026-03-14 10:48	2026-03-14 20:07
2651028	MONROEVILLE	112	2911	2026-03-13 15:05	2026-03-15 15:36
2651029	AMBRIDGE	3	1359	2026-03-13 22:08	2026-03-14 20:47
2651030	INDEPENDENCE	54	2823	2026-03-13 18:42	2026-03-15 17:45
2651031	BELLEVUE	68	1099	2026-03-14 18:23	2026-03-15 12:42
2651032	INDEPENDENCE TWP	6	4195	2026-03-13 19:35	2026-03-16 17:30
2651033	HANOVER	8	2747	2026-03-13 19:46	2026-03-15 17:33
2651034	MOON	4	2889	2026-03-13 19:17	2026-03-15 19:26

Outage Case	Municipality Name	Customers Affected	Duration (mins)	Start Time	End Time
2651035	GREENE	5	2883	2026-03-13 18:37	2026-03-15 18:40
2651037	VERONA	42	2823	2026-03-13 19:12	2026-03-15 18:15
2651038	VANPORT	63	1448	2026-03-13 18:32	2026-03-14 18:40
2651039	BEAVER	2	4242	2026-03-13 18:33	2026-03-16 17:15
2651041	AMBRIDGE	1	2676	2026-03-13 19:02	2026-03-15 15:38
2651042	BELL ACRES	8	4035	2026-03-13 19:45	2026-03-16 15:00
2651043	HARMONY	32	3801	2026-03-13 21:54	2026-03-16 13:15
2651044	PENN HILLS	52	1751	2026-03-14 10:46	2026-03-15 15:57
2651045	KNOXVILLE (PGH)	61	1477	2026-03-14 15:08	2026-03-15 15:45
2651046	BELL ACRES	2	4319	2026-03-13 14:51	2026-03-16 14:50
2651047	OHIO	15	1164	2026-03-13 18:36	2026-03-14 14:00
2651048	SEWICKLEY HEIGHTS	61	2449	2026-03-13 17:00	2026-03-15 09:49
2651050	ROSS	15	2579	2026-03-15 08:16	2026-03-17 03:15
2651051	BLOOMFIELD (PGH)	9	2459	2026-03-14 20:26	2026-03-16 13:25
2651053	WEST VIEW	23	1228	2026-03-13 17:47	2026-03-14 14:15
2651056	CORAOPOLIS	6	3293	2026-03-14 13:15	2026-03-16 20:08
2651057	OVERBROOK (PGH)	29	2593	2026-03-14 20:49	2026-03-16 16:02
2651059	ROSS	628	830	2026-03-13 19:29	2026-03-14 09:19
2651061	WESTWOOD (PGH)	21	4266	2026-03-13 18:08	2026-03-16 17:14
2651062	WHITEHALL	23	1563	2026-03-13 18:54	2026-03-14 20:57
2651064	ALLENTOWN (PGH)	2	1567	2026-03-13 18:03	2026-03-14 20:10
2651065	COLLIER	6	2567	2026-03-13 18:23	2026-03-15 13:10
2651067	PLEASANT HILLS	444	1433	2026-03-13 15:52	2026-03-14 15:45
2651068	WHITEHALL	9	1865	2026-03-13 18:04	2026-03-15 01:09
2651069	HAMPTON	2	3965	2026-03-13 22:33	2026-03-16 16:38
2651070	NEVILLE	25	1811	2026-03-17 05:30	2026-03-18 11:41
2651072	CARRICK (PGH)	6	4323	2026-03-13 17:57	2026-03-16 18:00
2651073	SEWICKLEY	1	1936	2026-03-17 10:02	2026-03-18 18:18
2651074	SEWICKLEY	3	7118	2026-03-14 18:02	2026-03-19 16:40
2651075	MT LEBANON	2	3818	2026-03-13 23:12	2026-03-16 14:50
2651077	BEECHVIEW (PGH)	84	1676	2026-03-13 17:49	2026-03-14 21:45
2651078	SCOTT	34	4017	2026-03-13 19:08	2026-03-16 14:05
2651079	RACCOON	84	1153	2026-03-14 22:47	2026-03-15 18:00
2651080	CARNEGIE	149	1181	2026-03-13 19:01	2026-03-14 14:42
2651081	CHURCHILL	18	3465	2026-03-14 05:45	2026-03-16 15:30
2651083	MT LEBANON	29	2914	2026-03-13 19:35	2026-03-15 20:09
2651085	BADEN	2	5305	2026-03-13 18:15	2026-03-17 10:40
2651086	BLAWNOX	8	4192	2026-03-15 17:06	2026-03-18 14:58
2651087	BRUSHTON (PGH)	295	903	2026-03-13 14:48	2026-03-14 05:51
2651090	WEST MIFFLIN	10	2037	2026-03-13 23:57	2026-03-15 09:54
2651094	MONROEVILLE	19	1742	2026-03-13 18:12	2026-03-14 23:14
2651096	WEST VIEW	2	5284	2026-03-13 22:56	2026-03-17 15:00
2651097	NORTH VERSAILLES	75	2303	2026-03-13 19:22	2026-03-15 09:45
2651098	FOX CHAPEL	11	4841	2026-03-14 07:19	2026-03-17 16:00
2651099	HAMPTON	16	2799	2026-03-15 22:11	2026-03-17 20:50
2651100	INDIANA	12	7269	2026-03-13 17:52	2026-03-18 19:01
2651101	OHARA	134	362	2026-03-13 17:46	2026-03-13 23:48
2651102	MCCANDLESS	11	8427	2026-03-13 18:38	2026-03-19 15:05
2651104	NEW SEWICKLEY	2	2267	2026-03-14 08:13	2026-03-15 22:00
2651105	INDIANA	4	5915	2026-03-13 18:00	2026-03-17 20:35
2651106	INDIANA	10	5790	2026-03-13 18:50	2026-03-17 19:20
2651107	CHURCHILL	44	5622	2026-03-13 19:18	2026-03-17 17:00
2651108	MCCANDLESS	1459	4079	2026-03-13 18:03	2026-03-16 14:02
2651109	COLLIER	2	5498	2026-03-13 18:42	2026-03-17 14:20
2651110	PENN HILLS	2	1637	2026-03-17 13:43	2026-03-18 17:00
2651111	WILKINSBURG	3	5308	2026-03-13 22:45	2026-03-17 15:13

Outage Case	Municipality Name	Customers Affected	Duration (mins)	Start Time	End Time
2651112	POINT BREEZE (PGH)	13	5427	2026-03-13 17:53	2026-03-17 12:20
2651113	MOUNT WASHINGTON (PGH)	3	3794	2026-03-13 19:36	2026-03-16 10:50
2651114	WHITEHALL	2	3955	2026-03-13 19:55	2026-03-16 13:50
2651115	CARRICK (PGH)	4	3492	2026-03-13 19:16	2026-03-16 05:28
2651116	CARRICK (PGH)	4	3275	2026-03-13 19:25	2026-03-16 02:00
2651117	CASTLE SHANNON	3	1891	2026-03-13 19:29	2026-03-15 03:00
2651118	CASTLE SHANNON	3	2019	2026-03-13 18:53	2026-03-15 04:32
2651119	BRENTWOOD	4	1853	2026-03-13 19:23	2026-03-15 02:16
2651120	WHITEHALL	2	3750	2026-03-13 19:57	2026-03-16 10:27
2651121	BRENTWOOD	8	3141	2026-03-13 19:29	2026-03-15 23:50
2651122	BRENTWOOD	3	4082	2026-03-13 22:58	2026-03-16 19:00
2651123	FOX CHAPEL	40	5615	2026-03-13 19:22	2026-03-17 16:57
2651124	MOON	9	2460	2026-03-13 19:49	2026-03-15 12:49
2651125	WEST DEER	25	6859	2026-03-13 19:11	2026-03-18 13:30
2651126	HOOKSTOWN	25	4067	2026-03-13 18:28	2026-03-16 14:15
2651128	MOON	7	4623	2026-03-13 19:17	2026-03-17 00:20
2651129	SCOTT	53	2658	2026-03-13 19:17	2026-03-15 15:35
2651130	OHARA	10	4131	2026-03-14 17:27	2026-03-17 14:18
2651131	RICHLAND	6	2449	2026-03-16 15:58	2026-03-18 08:47
2651132	HANOVER	2	5426	2026-03-13 18:34	2026-03-17 13:00
2651133	WEST DEER	8	2155	2026-03-16 13:45	2026-03-18 01:40
2651135	HANOVER	29	2996	2026-03-14 10:30	2026-03-16 12:26
2651136	BRIGHTON	17	1984	2026-03-13 19:02	2026-03-15 04:06
2651137	GREENE	35	2934	2026-03-13 17:17	2026-03-15 18:11
2651138	MT LEBANON	3	2714	2026-03-13 18:07	2026-03-15 15:21
2651139	RESERVE	536	1002	2026-03-13 19:22	2026-03-14 12:04
2651140	ROSS	25	5408	2026-03-13 17:52	2026-03-17 12:00
2651141	PENN HILLS	8	4921	2026-03-13 19:29	2026-03-17 05:30
2651142	MONROEVILLE	28	1785	2026-03-13 19:17	2026-03-15 01:02
2651143	EAST LIBERTY (PGH)	2031	1159	2026-03-13 23:34	2026-03-14 18:53
2651144	NORTH VERSAILLES	100	2302	2026-03-13 19:23	2026-03-15 09:45
2651145	FOX CHAPEL	722	3061	2026-03-13 18:01	2026-03-15 21:02
2651147	OAKMONT	522	883	2026-03-13 18:07	2026-03-14 08:50
2651148	WHITAKER	678	1493	2026-03-13 14:28	2026-03-14 15:21
2651152	CORAOPOLIS	17	3979	2026-03-13 17:11	2026-03-16 11:30
2651153	FOREST HILLS	28	2407	2026-03-13 17:56	2026-03-15 10:03
2651155	MONROEVILLE	10	3826	2026-03-13 19:27	2026-03-16 11:13
2651156	GREENE	7	5084	2026-03-14 10:31	2026-03-17 23:15
2651158	COLLIER	18	2775	2026-03-13 20:30	2026-03-15 18:45
2651160	FOX CHAPEL	9	6994	2026-03-13 17:57	2026-03-18 14:31
2651161	RICHLAND	10	6734	2026-03-13 23:50	2026-03-18 16:04
2651162	ECONOMY	2	2417	2026-03-17 19:40	2026-03-19 11:57
2651163	GREENTREE	2	3675	2026-03-14 19:58	2026-03-17 09:13
2651164	MOON	5	3757	2026-03-13 20:23	2026-03-16 11:00
2651165	ROSSLYN FARMS	9	3890	2026-03-13 19:00	2026-03-16 11:50
2651166	FINDLAY	16	2954	2026-03-13 19:16	2026-03-15 20:30
2651167	FOX CHAPEL	39	1734	2026-03-16 15:00	2026-03-17 19:54
2651172	CENTER	442	3455	2026-03-13 19:05	2026-03-16 04:40
2651173	SEWICKLEY	145	1356	2026-03-13 16:45	2026-03-14 15:21
2651174	ROBINSON	2	2764	2026-03-15 16:00	2026-03-17 14:04
2651175	OHIO	222	4331	2026-03-13 14:51	2026-03-16 15:02
2651176	BELL ACRES	192	5418	2026-03-13 19:02	2026-03-17 13:20
2651177	SOUTH SIDE (PGH)	1641	1030	2026-03-13 19:37	2026-03-14 12:47
2651178	SEWICKLEY	3	950	2026-03-16 17:00	2026-03-17 08:50
2651179	HOPEWELL	482	5594	2026-03-13 17:08	2026-03-17 14:22
2651180	AMBRIDGE	1491	4336	2026-03-13 18:36	2026-03-16 18:52

Outage Case	Municipality Name	Customers Affected	Duration (mins)	Start Time	End Time
2651184	COLLIER	8	4195	2026-03-13 17:45	2026-03-16 15:40
2651186	GREENE	99	806	2026-03-13 18:34	2026-03-14 08:00
2651187	INDEPENDENCE	6	751	2026-03-14 06:34	2026-03-14 19:05
2651189	HANOVER	73	1002	2026-03-14 20:02	2026-03-15 12:44
2651192	FALLSTON	104	1401	2026-03-13 20:27	2026-03-14 19:48
2651193	MCCANDLESS	321	5898	2026-03-13 18:35	2026-03-17 20:53
2651194	KILBUCK	22	3957	2026-03-13 17:02	2026-03-16 10:59
2651220	BROOKLINE (PGH)	5	4976	2026-03-15 00:04	2026-03-18 11:00
2651223	OHIO	534	897	2026-03-14 00:12	2026-03-14 15:09
2651227	CORAOPOLIS	1127	741	2026-03-14 00:03	2026-03-14 12:24
2651232	SCOTT	227	2802	2026-03-13 17:45	2026-03-15 16:27
2651233	BROOKLINE (PGH)	2	1449	2026-03-15 16:19	2026-03-16 16:28
2651234	SEWICKLEY HEIGHTS	65	816	2026-03-16 21:29	2026-03-17 11:05
2651236	WESTWOOD (PGH)	386	945	2026-03-13 23:43	2026-03-14 15:28
2651237	FOX CHAPEL	9	6211	2026-03-14 07:00	2026-03-18 14:31
2651239	WATERWORKS (PGH)	57	2805	2026-03-16 08:36	2026-03-18 07:21
2651240	MONROEVILLE	6	1407	2026-03-16 14:16	2026-03-17 13:43
2651245	FOX CHAPEL	14	3771	2026-03-15 04:13	2026-03-17 19:04
2651246	SHALER	714	4005	2026-03-13 20:22	2026-03-16 15:07
2651265	FOX CHAPEL	30	5632	2026-03-13 17:39	2026-03-17 15:31
2651266	FRANKLIN PARK	18	3189	2026-03-14 14:08	2026-03-16 19:17
2651267	MONROEVILLE	23	5070	2026-03-14 05:30	2026-03-17 18:00
2651268	CHURCHILL	105	4019	2026-03-14 16:59	2026-03-17 11:58
2651269	FOX CHAPEL	26	5614	2026-03-13 17:59	2026-03-17 15:33
2651270	OHARA	62	4439	2026-03-14 14:26	2026-03-17 16:25
2651271	INDIANA	23	5313	2026-03-13 20:37	2026-03-17 13:10
2651272	BELL ACRES	401	1015	2026-03-13 18:15	2026-03-14 11:10
2651273	MOON	73	1398	2026-03-13 17:39	2026-03-14 16:57
2651274	FINDLAY	4	2986	2026-03-13 17:34	2026-03-15 19:20
2651275	PLUM	19	4394	2026-03-13 18:06	2026-03-16 19:20
2651276	MOON	35	2104	2026-03-13 17:25	2026-03-15 04:29
2651277	ROSS	22	4205	2026-03-13 19:30	2026-03-16 17:35
2651278	ECONOMY	32	1048	2026-03-14 19:07	2026-03-15 12:35
2651279	ECONOMY	19	2554	2026-03-13 18:41	2026-03-15 13:15
2651280	SCOTT	22	3818	2026-03-13 19:22	2026-03-16 11:00
2651282	COLLIER	55	1448	2026-03-13 17:47	2026-03-14 17:55
2651283	MT LEBANON	27	4437	2026-03-13 17:56	2026-03-16 19:53
2651284	LAWRENCEVILLE (PGH)	109	954	2026-03-17 04:30	2026-03-17 20:24
2651285	HIGHLAND PARK (PGH)	161	453	2026-03-16 17:07	2026-03-17 00:40
2651286	WEST DEER	21	865	2026-03-16 23:20	2026-03-17 13:45
2651287	ROSS	3	3651	2026-03-15 01:56	2026-03-17 14:47
2651293	ROSS	11	443	2026-03-17 09:15	2026-03-17 16:38
2651295	HOPEWELL	69	3858	2026-03-13 18:19	2026-03-16 10:37
2651297	MONROEVILLE	23	5546	2026-03-13 18:54	2026-03-17 15:20
2651299	MONROEVILLE	4	2958	2026-03-15 10:23	2026-03-17 11:41
2651300	PLUM	91	4612	2026-03-13 18:08	2026-03-16 23:00
2651301	PLUM	3	4556	2026-03-14 08:14	2026-03-17 12:10
2651302	KENNEDY	6	1064	2026-03-16 16:25	2026-03-17 10:09
2651303	WHITEHALL	1032	1260	2026-03-13 19:21	2026-03-14 16:21
2651304	THORNBURG	10	5445	2026-03-13 18:05	2026-03-17 12:50
2651306	NEW SEWICKLEY	5	7169	2026-03-13 18:31	2026-03-18 18:00
2651307	BADEN	92	1098	2026-03-13 17:12	2026-03-14 11:30
2651308	ROSS	2	4045	2026-03-13 19:49	2026-03-16 15:14
2651312	INDIANA	32	2425	2026-03-13 17:54	2026-03-15 10:19
2651314	FOX CHAPEL	11	8350	2026-03-13 18:00	2026-03-19 13:10
2651315	HANOVER	225	7145	2026-03-13 18:15	2026-03-18 17:20

Outage Case	Municipality Name	Customers Affected	Duration (mins)	Start Time	End Time
2651316	BEN AVON HEIGHTS	10	1776	2026-03-17 11:24	2026-03-18 17:00
2651319	HARMONY	296	1006	2026-03-13 18:44	2026-03-14 11:30
2651320	ECONOMY	24	2887	2026-03-13 18:48	2026-03-15 18:55
2651322	PULASKI	31	4006	2026-03-13 17:52	2026-03-16 12:38
2651324	PULASKI	155	1533	2026-03-13 17:10	2026-03-14 18:43
2651325	INDEPENDENCE	27	1490	2026-03-13 17:20	2026-03-14 18:10
2651327	MOON	477	1164	2026-03-13 18:23	2026-03-14 13:47
2651336	HOPEWELL	71	1454	2026-03-13 14:33	2026-03-14 14:47
2651337	BRIGHTON	25	2290	2026-03-13 18:39	2026-03-15 08:49
2651338	MOON	271	909	2026-03-15 16:56	2026-03-16 08:05
2651347	INDEPENDENCE TWP	20	2587	2026-03-13 18:23	2026-03-15 13:30
2651349	CORAOPOLIS	21	5398	2026-03-13 19:31	2026-03-17 13:29
2651350	WEST MIFFLIN	4	1173	2026-03-13 20:24	2026-03-14 15:57
2651352	BEN AVON HEIGHTS	22	768	2026-03-15 22:08	2026-03-16 10:56
2651353	SHIPPINGPORT	13	4395	2026-03-13 14:33	2026-03-16 15:48
2651355	WILKINS	3	5377	2026-03-13 23:23	2026-03-17 17:00
2651400	BLOOMFIELD (PGH)	164	1310	2026-03-16 22:40	2026-03-17 20:30
2651401	RICHLAND	38	5648	2026-03-13 17:30	2026-03-17 15:38
2651402	ROSS	5	5515	2026-03-13 19:21	2026-03-17 15:16
2651403	GREENE	577	453	2026-03-13 18:44	2026-03-14 02:17
2651405	INDIANA	0	689	2026-03-13 17:53	2026-03-14 05:22
2651406	MOON	1	453	2026-03-15 04:42	2026-03-15 12:15
2651408	NORTH VERSAILLES	14	2131	2026-03-14 08:00	2026-03-15 19:31
2651409	PENNSBURY VLG	62	3693	2026-03-13 22:31	2026-03-16 12:04
2651410	SHALER	701	1526	2026-03-13 15:59	2026-03-14 17:25
2651411	ROSS	1291	1143	2026-03-13 19:07	2026-03-14 14:10
2651413	CRESCENT	2	2852	2026-03-13 18:58	2026-03-15 18:30
2651414	CRESCENT	75	2854	2026-03-13 18:27	2026-03-15 18:01
2651415	HOPEWELL	132	2569	2026-03-13 17:34	2026-03-15 12:23
2651422	ROBINSON	144	5775	2026-03-13 18:14	2026-03-17 18:29
2651423	RICHLAND	1413	4211	2026-03-13 18:45	2026-03-16 16:56
2651426	ROSS	12	898	2026-03-14 01:26	2026-03-14 16:24
2651429	ROBINSON	781	1187	2026-03-13 19:32	2026-03-14 15:19
2651430	DRAVOSBURG	530	1963	2026-03-13 18:42	2026-03-15 03:25
2651431	ROBINSON	980	1027	2026-03-13 19:17	2026-03-14 12:24
2651433	PINE	1076	5642	2026-03-13 17:46	2026-03-17 15:48
2651434	CENTER	61	2038	2026-03-13 18:37	2026-03-15 04:35
2651435	GREENTREE	12	2867	2026-03-14 19:58	2026-03-16 19:45
2651440	CRESCENT	17	3076	2026-03-13 18:28	2026-03-15 21:44
2651441	OHIOVILLE	101	2553	2026-03-13 18:07	2026-03-15 12:40
2651442	OHIOVILLE	25	4459	2026-03-13 17:41	2026-03-16 20:00
2651443	PLUM	43	1253	2026-03-15 16:55	2026-03-16 13:48
2651445	MCKEES ROCKS	44	1054	2026-03-17 05:09	2026-03-17 22:43
2651446	CARRICK (PGH)	10	4808	2026-03-13 18:05	2026-03-17 02:13
2651448	MT LEBANON	7	1756	2026-03-15 05:44	2026-03-16 11:00
2651449	SCOTT	182	2920	2026-03-13 19:20	2026-03-15 20:00
2651452	ROBINSON	615	4784	2026-03-13 17:31	2026-03-17 01:15
2651455	INDIANA	1595	5864	2026-03-13 19:27	2026-03-17 21:11
2651456	SHALER	390	5294	2026-03-13 17:11	2026-03-17 09:25
2651457	HAMPTON	40	3044	2026-03-13 18:09	2026-03-15 20:53
2651460	MONROEVILLE	10	1150	2026-03-15 18:30	2026-03-16 13:40
2651465	WILKINS	269	1676	2026-03-13 17:55	2026-03-14 21:51
2651466	BRADDOCK HILLS	1152	373	2026-03-13 17:56	2026-03-14 00:09
2651469	PENN HILLS	342	1324	2026-03-13 18:58	2026-03-14 17:02
2651470	HANOVER	90	2129	2026-03-13 22:36	2026-03-15 10:05
2651471	NORTH VERSAILLES	130	3624	2026-03-13 21:23	2026-03-16 09:47

Outage Case	Municipality Name	Customers Affected	Duration (mins)	Start Time	End Time
2651472	ROSS	219	426	2026-03-13 22:55	2026-03-14 06:01
2651473	MCKEESPORT	532	1399	2026-03-13 19:50	2026-03-14 19:09
2651474	LAWRENCEVILLE (PGH)	156	371	2026-03-13 17:24	2026-03-13 23:35
2651476	HIGHLAND PARK (PGH)	1176	1554	2026-03-13 17:42	2026-03-14 19:36
2651478	WEST MIFFLIN	48	4620	2026-03-14 12:40	2026-03-17 17:40
2651483	NORTH SIDE (PGH)	846	4001	2026-03-13 18:18	2026-03-16 12:59
2651494	PENN HILLS	23	3016	2026-03-13 18:54	2026-03-15 21:10
2651495	MCCANDLESS	26	5551	2026-03-13 17:17	2026-03-17 13:48
2651496	KILBUCK	2	1344	2026-03-16 11:51	2026-03-17 10:15
2651497	SHALER	18	5390	2026-03-14 01:05	2026-03-17 18:55
2651498	WILKINSBURG	835	647	2026-03-13 19:06	2026-03-14 05:53
2651536	WILKINS	128	2611	2026-03-13 17:55	2026-03-15 13:26
2651567	OHARA	223	1164	2026-03-13 17:20	2026-03-14 12:44
2651581	INDIANA	438	514	2026-03-13 19:29	2026-03-14 04:03
2651584	CARRICK (PGH)	3	6041	2026-03-13 16:18	2026-03-17 20:59
2651585	AVALON	3	5348	2026-03-13 18:07	2026-03-17 11:15
2651595	SHALER	97	1070	2026-03-17 09:35	2026-03-18 03:25

ATTACHMENT 2

Climate Report, Alerts, Severe Weather Briefings and Forecasting

NWS Climate Report

000
CDUS41 KPBZ 132130
CLIPIT

CLIMATE REPORT
NATIONAL WEATHER SERVICE PITTSBURGH PA
530 PM EDT FRI MAR 13 2026

.....
...THE PITTSBURGH PA CLIMATE SUMMARY FOR MARCH 13 2026...
VALID TODAY AS OF 0500 PM LOCAL TIME.

CLIMATE NORMAL PERIOD 1991 TO 2020
CLIMATE RECORD PERIOD 1871 TO 2026

WEATHER ITEM	OBSERVED VALUE	TIME (LST)	RECORD VALUE	YEAR	NORMAL VALUE	DEPARTURE FROM NORMAL	LAST YEAR
--------------	----------------	------------	--------------	------	--------------	-----------------------	-----------

.....
TEMPERATURE (F)

TODAY

MAXIMUM	58	359 PM	78	1990	48	10	74
MINIMUM	28	335 AM	6	1960	29	-1	37
AVERAGE	43				38	5	56

PRECIPITATION (IN)

TODAY	0.00		1.53	1907	0.10	-0.10	0.00
MONTH TO DATE	2.72				1.32	1.40	0.42
SINCE MAR 1	2.72				1.32	1.40	0.42
SINCE JAN 1	6.80				6.90	-0.10	6.20

SNOWFALL (IN)

TODAY	0.0		23.6	1993	0.2	-0.2	0.0
MONTH TO DATE	T				4.3	-4.3	4.3
SINCE MAR 1	T				4.3	-4.3	4.3
SINCE JUL 1	45.0				39.8	5.2	33.8
SNOW DEPTH	MM						

DEGREE DAYS

HEATING

TODAY	22	26	-4	9
MONTH TO DATE	209	369	-160	283
SINCE MAR 1	209	369	-160	283
SINCE JUL 1	4587	4540	47	4144

COOLING

TODAY	0	0	0	0
MONTH TO DATE	4	0	4	0
SINCE MAR 1	4	0	4	0
SINCE JAN 1	4	0	4	0

WIND (MPH)

HIGHEST WIND SPEED	32	HIGHEST WIND DIRECTION	SW (230)
HIGHEST GUST SPEED	53	HIGHEST GUST DIRECTION	SW (220)
AVERAGE WIND SPEED	11.4		

SKY COVER

POSSIBLE SUNSHINE MM
 AVERAGE SKY COVER 0.7

WEATHER CONDITIONS

THE FOLLOWING WEATHER WAS RECORDED TODAY.
 NO SIGNIFICANT WEATHER WAS OBSERVED.

RELATIVE HUMIDITY (PERCENT)

HIGHEST	85	100 AM
LOWEST	26	400 PM
AVERAGE	56	

THE PITTSBURGH PA CLIMATE NORMALS FOR TOMORROW

	NORMAL	RECORD	YEAR
MAXIMUM TEMPERATURE (F)	48	79	1990
MINIMUM TEMPERATURE (F)	30	6	1993

SUNRISE AND SUNSET

MARCH 13 2026.....	SUNRISE	736 AM EDT	SUNSET	726 PM EDT
MARCH 14 2026.....	SUNRISE	734 AM EDT	SUNSET	727 PM EDT

- INDICATES NEGATIVE NUMBERS.
 R INDICATES RECORD WAS SET OR TIED.
 MM INDICATES DATA IS MISSING.
 T INDICATES TRACE AMOUNT.

\$\$

000
 CDUS41 KPBZ 140540
 CLIPIT

CLIMATE REPORT
 NATIONAL WEATHER SERVICE PITTSBURGH PA
 140 AM EDT SAT MAR 14 2026

.....

...THE PITTSBURGH PA CLIMATE SUMMARY FOR MARCH 13 2026...

CLIMATE NORMAL PERIOD 1991 TO 2020
 CLIMATE RECORD PERIOD 1871 TO 2026

WEATHER ITEM	OBSERVED VALUE	TIME (LST)	RECORD VALUE	YEAR	NORMAL VALUE	DEPARTURE FROM NORMAL	LAST YEAR
--------------	----------------	------------	--------------	------	--------------	-----------------------	-----------

.....

TEMPERATURE (F)

YESTERDAY

MAXIMUM	58	405 PM	78	1990	48	10	74
MINIMUM	28	335 AM	6	1960	29	-1	37
AVERAGE	43				38	5	56

PRECIPITATION (IN)

YESTERDAY	T		1.53	1907	0.10	-0.10	0.00
MONTH TO DATE	2.72				1.32	1.40	0.42
SINCE MAR 1	2.72				1.32	1.40	0.42
SINCE JAN 1	6.80				6.90	-0.10	6.20

SNOWFALL (IN)

YESTERDAY	0.0		23.6	1993	0.2	-0.2	0.0
MONTH TO DATE	T				4.3	-4.3	4.3
SINCE MAR 1	T				4.3	-4.3	4.3
SINCE JUL 1	45.0				39.8	5.2	33.8
SNOW DEPTH	0						

DEGREE DAYS

HEATING

YESTERDAY	22	26	-4	9
MONTH TO DATE	209	369	-160	283
SINCE MAR 1	209	369	-160	283
SINCE JUL 1	4587	4540	47	4144

COOLING

YESTERDAY	0	0	0	0
MONTH TO DATE	4	0	4	0
SINCE MAR 1	4	0	4	0
SINCE JAN 1	4	0	4	0

WIND (MPH)

HIGHEST WIND SPEED	45	HIGHEST WIND DIRECTION	W (280)
HIGHEST GUST SPEED	66	HIGHEST GUST DIRECTION	W (280)
AVERAGE WIND SPEED	15.7		

SKY COVER

POSSIBLE SUNSHINE MM
 AVERAGE SKY COVER 0.6

WEATHER CONDITIONS

THE FOLLOWING WEATHER WAS RECORDED YESTERDAY.
 LIGHT RAIN

RELATIVE HUMIDITY (PERCENT)

HIGHEST	85	100 AM
LOWEST	15	700 PM
AVERAGE	50	

THE PITTSBURGH PA CLIMATE NORMALS FOR TODAY

	NORMAL	RECORD	YEAR
MAXIMUM TEMPERATURE (F)	48	79	1990
MINIMUM TEMPERATURE (F)	30	6	1993

SUNRISE AND SUNSET

MARCH 14 2026.....	SUNRISE	734 AM EDT	SUNSET	727 PM EDT
MARCH 15 2026.....	SUNRISE	732 AM EDT	SUNSET	728 PM EDT

- INDICATES NEGATIVE NUMBERS.
R INDICATES RECORD WAS SET OR TIED.
MM INDICATES DATA IS MISSING.
T INDICATES TRACE AMOUNT.

\$\$

iNWS Alerts

3/12/26 0138 New event. Wind Advisory from 3/13/2026 8:00 AM to 3/14/2026 12:00 AM EDT for Edison Service Center, Preble Service Center, McKeesport Service Center, 411 7th Ave, Penn Hills Service Center, Woods Run Complex, NOVA Place, Allegheny County, PA, Butler County, PA, Washington County, PA, Beaver County, PA.

3/13/26 1606 Event extended (area). High Wind Warning from 3/13/2026 4:05 PM to 3/14/2026 12:00 AM EDT for Edison Service Center, Preble Service Center, McKeesport Service Center, 411 7th Ave, Penn Hills Service Center, Woods Run Complex, NOVA Place, Allegheny County, PA, Butler County, PA, Washington County, PA, Beaver County, PA.

3/13/26 2231 Event cancelled. High Wind Warning from 3/13/2026 10:30 PM to 3/14/2026 12:00 AM EDT for Edison Service Center, Preble Service Center, McKeesport Service Center, 411 7th Ave, Penn Hills Service Center, Woods Run Complex, NOVA Place, Allegheny County, PA, Butler County, PA, Washington County, PA, Beaver County, PA.



Wind Advisory Weather Briefing

March 12, 2026
3:31 AM

For Western Pennsylvania, Eastern Ohio, and Northern West Virginia



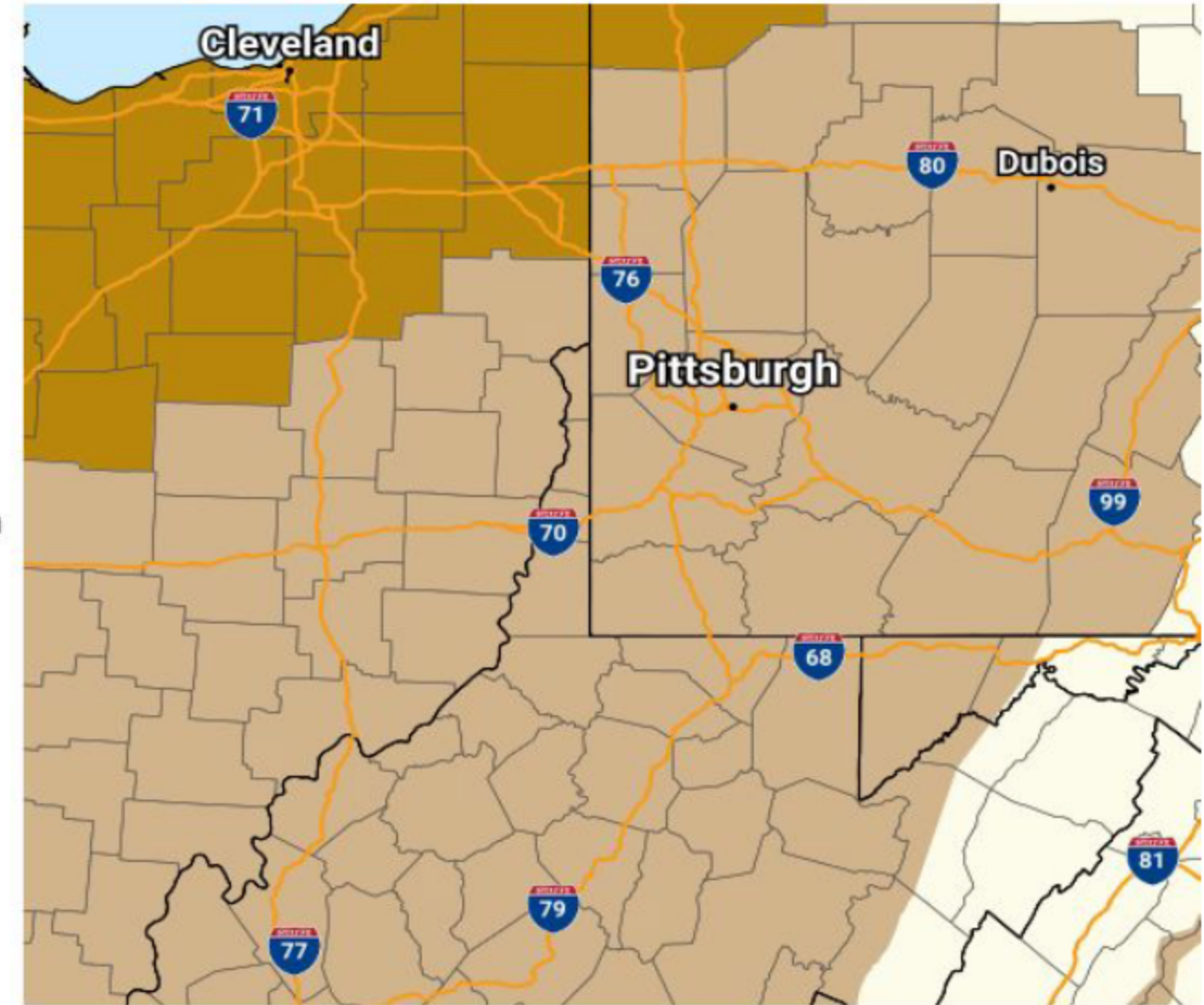
Wind Watches Warnings and Advisories

Decision Support Briefing #1

→ As of 6AM Thursday March 12, 2026

NEW Important Updates

- Wind Advisory issued for entire forecast area
- 8am Friday to Midnight (Rest of the Area)
- 8am Friday to 6am Saturday (Tucker County)



Generated: 2026-03-12
03:06 EDT



National Oceanic and
Atmospheric Administration
U.S. Department of Commerce

National Weather Service
Pittsburgh, PA



Wind Advisory Weather Briefing

March 13, 2026
3:00 AM

For Western Pennsylvania, Eastern Ohio, and Northern West Virginia

Decision Support Briefing #3

→ As of 3 AM Friday March 13, 2026

NEW Important Updates

- Wind Advisory upgraded to a High Wind Warning for eastern Tucker county WV, from 8am Friday – 6am Saturday
- Wind Advisory continues 8am Friday – Midnight Saturday for the Rest of the Area



Current Watches, Warnings, and Advisories



Generated: 2026-03-13
01:51 EDT



National Oceanic and
Atmospheric Administration
U.S. Department of Commerce

National Weather Service
Pittsburgh, PA



High Wind Weather Briefing

March 13, 2026
1:31 PM

For Western Pennsylvania, Eastern Ohio, and Northern West Virginia

Decision Support Briefing #4

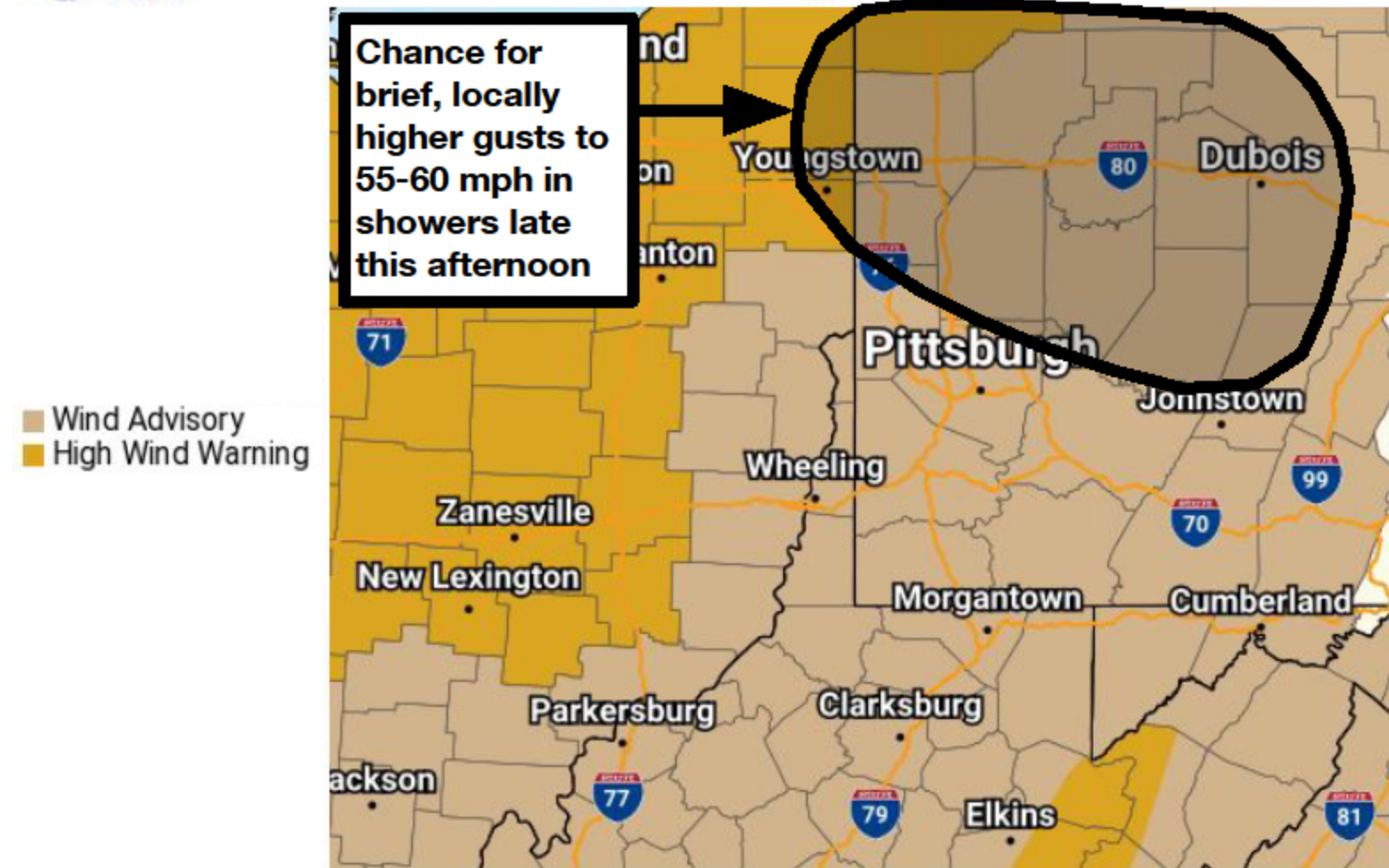
→ As of 1:30 PM Friday March 13, 2026

NEW Important Updates

- **Wind Advisory** upgraded to a **High Wind Warning** for portions of eastern Ohio along and west of I-77 until Midnight tonight
- **High Wind Warning** continues for eastern Tucker County, WV until 6am Saturday
- **Wind Advisory** continues elsewhere until Midnight tonight
 - ◆ A few locally higher gusts to 55-60 mph possible across NW PA in light showers late this afternoon (roughly 4pm - 7pm)



Current Watches, Warnings, and Advisories



National Oceanic and Atmospheric Administration
U.S. Department of Commerce

National Weather Service
Pittsburgh, PA



Update on High Winds Today/Tonight

March 13, 2026
4:39 PM

For Western Pennsylvania, Eastern Ohio, and Northern West Virginia

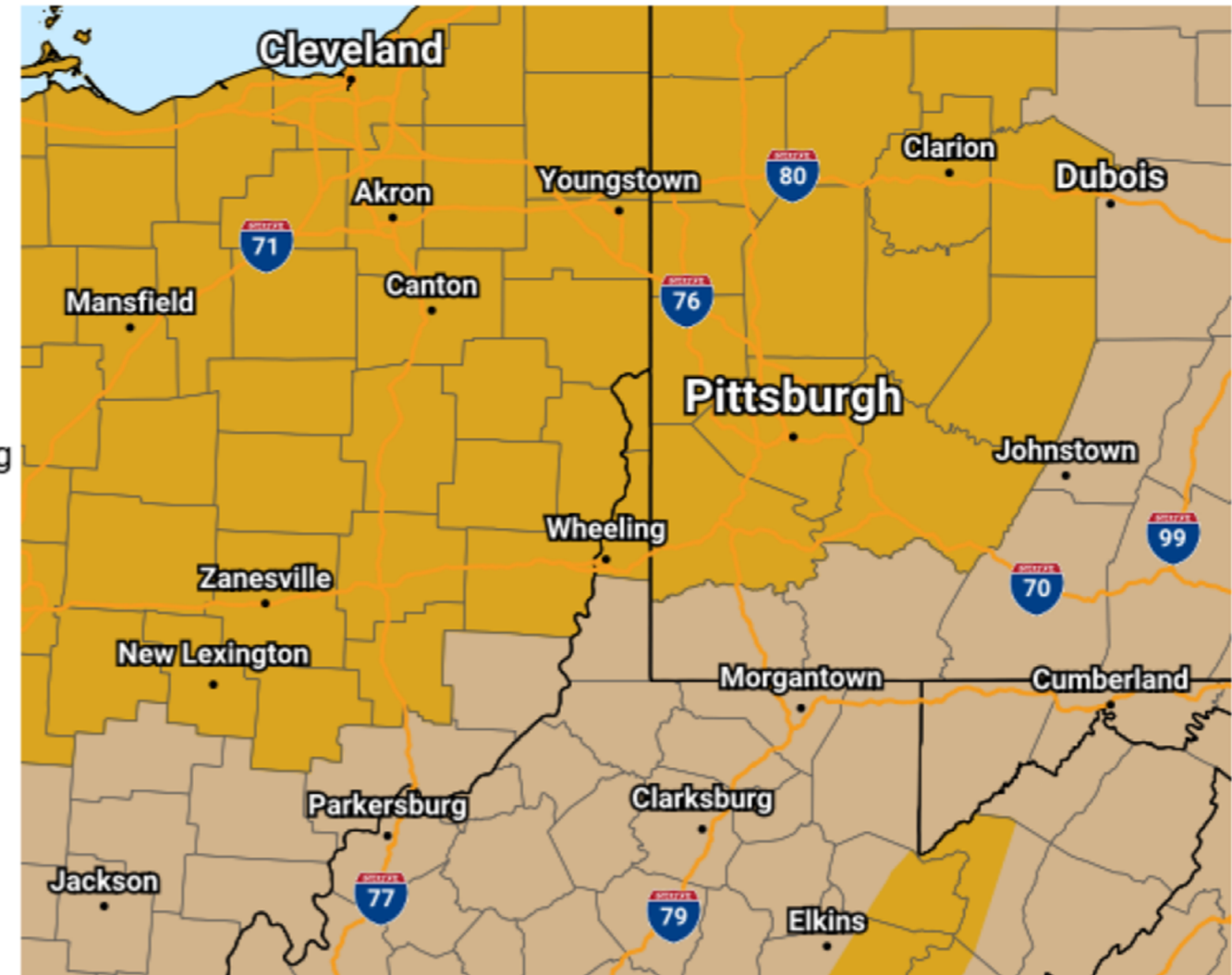
Key Messages

- **Wind Advisory** upgraded to a **High Wind Warning** for portions of eastern Ohio, northern WV panhandle, and most of western Pennsylvania until Midnight tonight.
 - ◆ Gusts up to 55-65 mph expected.
- **High Wind Warning** continues for eastern Tucker County, WV until 6am Saturday.
- **Wind Advisory** continues elsewhere until Midnight tonight.
 - ◆ A few locally higher gusts to 55-60 mph possible across NW PA in light showers late this afternoon (roughly through 7pm)
- Winds gradually relax overnight tonight, becoming light Saturday morning.



Wind Watches Warnings and Advisories

■ High Wind Warning
■ Wind Advisory



Generated: 2026-03-13
16:30 EDT



National Oceanic and
Atmospheric Administration
U.S. Department of Commerce

National Weather Service
Pittsburgh, PA

As of March 11, 5:00AM EDT

Forecast

Probabilistic

Point Forecast

View



Wednesday


2026-03-11



20 30 48 Outages

Thursday

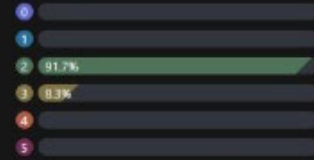
2026-03-12



30 42 71 Outages

Friday


2026-03-13



44 66 87 Outages

Saturday


2026-03-14



32 45 63 Outages

Sunday

2026-03-15



13 18 26 Outages



ATTACHMENT 3

Social Media Communications

1. [Severe Weather Alert \(March 11 at 5.14 p.m.\)](#) - FB, X and stories
2. [Working Safely to Restore your Power \(March 13 at 11.10 p.m.\)](#) – FB and X.
3. [Safety First \(March 14 at 12.30 a.m.\)](#) - FB, X and IG
4. [Working Around the Clock to Restore your Power \(March 14 at 7.38 a.m.\)](#) - FB, X and IG.
5. [We Thank our Lineworkers \(March 14 at 12.09 p.m.\)](#) - FB, X and IG.
6. [Crews are Working Safely to Restore your Power \(March 14 at 4.09 p.m.\)](#) - FB, X and IG.
7. [Mutual Assistance Arrives Reel \(March 14 at 10.31 p.m.\)](#) - FB, X and IG
8. [Storm Restoration Update \(March 15 at 12.48 p.m.\)](#) - FB, X and IG.
9. [Safety Reminder \(March 15 at 3.26 p.m.\)](#) - FB, X and IG.
10. [Storm FAQ's \(March 16 at 11.45 a.m.\)](#) - FB, X and LinkedIn.
11. [Against the wind Reel \(March 16 at 4.23 p.m.\)](#) - FB, LinkedIn, X and IG.
12. [Community Resources \(March 17 at 6.16 p.m.\)](#) - FB, X and IG.
13. [Wiring Approvals \(March 18 at 3.34 p.m.\)](#) - FB, X
14. [Storm Restoration Stats \(March 18 at 8.58 p.m.\)](#) - FB, X , IG and LinkedIn.

Press Releases:

Pre-Storm: [Duquesne Light Company Urges Customers to Prepare for Severe Weather, High Winds](#)

Post-Storm: [Power Restored for Majority of Customers Following Weekend Windstorm](#)

Other Communications:

Application	Topic	Date/Time of Send	Channel Used	Note
Engage	Storm Update: What you need to know	3/14/26 1:39 PM	Email	
Engage	Support Available: Free Ice and Water for Affected Customers	3/14/26 5:57 PM	Email	
Engage	Support Available: Free Ice and Water for Affected Customers Update	3/15/26 11:54 AM	Email	
Engage	Power Restoration Update: Global ETR Monday, 3/16 at 10 p.m.	3/15/26 2:00 PM	Email	
EONS	Free Water Ice Customers SMS Message 2	3/14/26 8:20 PM	SMS	
EONS	Free Water Ice Customers SMS Message 3	3/14/26 8:31 PM	SMS	
EONS	Free Water Ice Customers SMS Message 1	3/14/26 8:35 PM	SMS	
EONS	Free Water Ice Customers Voice Message	3/15/26 11:59 AM	Voice	
EONS	Outage Restoration: Crews Focusing on Smaller Neighborhoods & Homes	3/16/26 7:45 PM	Email/SMS/Voice	Storm L9053 Update 03162026
EONS	Restoration Update: Crews Delayed Due to Hazardous Conditions	3/17/26 5:09 PM	Email/SMS/Voice	Storm Update 03172026 L9053 Copy

EONS	We Hear You: Use Outage Map for Updates on Restoration	3/18/26 4:30 PM	Email/SMS/Voice	Storm L9053 Update 03182026
EONS	Customer Owned Equipment Must be Fixed Before Restoration	3/19/26 1:40 PM	Email/SMS	
EONS	Resources Available for CLI Customers -Giant Eagle Gift Card	3/20/26 9:00 AM	Email	
Word	Resources Available for CLI Customers	3/19/26 12:00 AM	USPS	
EONS	Resources Available for CLI Customers - Catholic Charities Drive	3/23/26 4:00 PM	Email	
Outage Map	<p>We are continuing to safely respond to widespread outages caused by the severe weather. Most customers are expected to be restored by 10 p.m. Monday, with many restored sooner.</p> <p>We urge everyone to stay away from downed power lines, broken poles and other electrical hazards, and to give crews plenty of space as restoration work continues.</p> <p>Visit our storm FAQ page for more info.</p>	3/15/26 12:49 PM	Outage Map	

<p>Outage Map</p>	<p>Due to the high winds that are impacting our area, we have extra crews to ensure we can safely respond to outages as quickly as possible. Because of potentially hazardous conditions, some response times may be delayed during the event."</p>	<p>3/13/26 4:36 PM</p>	<p>Outage Map</p>	
<p>Outage Map</p>	<p><i>Returned to normal messaging</i></p>	<p>3/19/26 8:18 AM</p>	<p>Outage Map</p>	
<p>Outage Map</p>	<p>Update as of 3:45pm 3/16: Most large circuits have been restored. Crews have begun working toward returning service to smaller neighborhoods and individual homes. Customers who have not yet been restored will receive more localized estimated times of restoration once their outages have been investigated.</p>	<p>3/16/26 3:55 PM</p>	<p>Outage Map</p>	

Outage Map	Due to the high winds that impacted our area, we have extra crews to ensure we can safely respond to outages as quickly as possible. Because of potentially hazardous conditions, some response times may be delayed during the event."	3/14/26 7:37 AM	Outage Map	
---------------	---	--------------------	------------	--

<p>Outage Map</p>	<p>We are continuing to safely respond to power outages across our service territory following Friday’s high-wind event. Safety remains our top priority, and several factors affect the pace of our restoration efforts, including damage assessment.</p> <p>When storms impact thousands of circuits, it takes longer for troubleshooters to identify causes, locate damaged equipment and determine what materials and crews are needed. High winds or unsafe conditions may also pause work and delay restoration.</p> <p>Once damage assessment is complete, we can provide an estimated time of restoration.</p> <p>We urge everyone to stay away from downed power lines, broken poles and other electrical hazards, and to give crews plenty of space as restoration work continues.</p>	<p>3/14/26 7:23 PM</p>	<p>Outage Map</p>	
-------------------	--	----------------------------	-------------------	--

<p>Outage Map</p>	<p>Outage map banner message updates as follows: Update as of 3:45pm 3/16: Most large circuits have been restored. Crews have begun working toward returning service to smaller neighborhoods and individual homes. Customers who have not yet been restored will receive more localized estimated times of restoration once their outages have been investigated.</p>	<p>03/16/26 3:55 PM</p>	<p>Banner Message</p>	
<p>Outage Map</p>	<p>Outage Map updated to reflect Updated 8:00pm.</p>	<p>03/16/26 8:26 PM</p>	<p>Banner Message</p>	
<p>Outage Map</p>	<p>Timestamp updated on Outage Map to reflect 10:00 AM</p>	<p>03/17/26 10:01 AM</p>	<p>Banner Message</p>	

Outage Map	<u>Thank you for your patience as we finish restoring power. Crews are completing the most complex repairs, and we're updating restoration times on the map as we get new information. Some customers may need to have damaged equipment repaired by an electrician before we can restore service, which can take longer. We're working to get everyone back on as safely and quickly as possible. If you need support, check our customer assistance resources listed in the Storm FAQ</u>	03/17/26 7:48 PM	Banner Message	
Outage Map	Timestamp Updated updated on Outage map for 10:00 a.m	03/18/26 11:00 AM	Banner Message	
Outage Map	Individual outages are consistently updated as new information becomes available	3/18/2026 3:18 PM	Banner Message	
Outage Map	Outage Map Message restored to normal messaging status.	3/19/2026 8:18 AM	Banner Message	
Storm FAQs	FAQ's posted	3/14/2026	Website	

Storm FAQs	Storm FAQ's updated - Giant Eagle free ice and water promoted	3/14/2026	Website	
Storm FAQs	Storm FAQ's updated - Info on customer owned equipment	3/16/2026	Website	
Storm FAQs	Storm FAQ's updated - Community resources	3/17/2026	Website	

ATTACHMENT 4

Key reporting difference between DLC's Outage Management System (OMS) and legacy system of record, the Outage History Database (OHDB)

In June 2024, Duquesne Light Company ("Company") implemented an Outage Management System (OMS). Prior to implementation of this system, the Company utilized its Outage History Database (OHDB). Under the legacy system, reliability metrics are reported in kilovolt-amperes (kVA). Based on the kVA out of service, the Company can estimate the approximate number of customers out of service. In contrast, the OMS provides an exact number of customers out of service.

The Company is currently running both systems in parallel and continues to use OHDB data for PUC reporting. Once the Company has developed sufficient operational experience in the OMS, it will petition the PUC to move from its current kVA-based reporting to customer-based reporting.

During the March 13, 2026 storm restoration, the Company provided public updates on customers out of service based on OMS data. Thus, the numbers of customers reported herein, which are based on OHDB data, differ in some responses from data on customers out of service reported publicly during the storm event, which were based on OMS data.

For transparency, the Company is including below the responses for items (a) through (d) of section "5. Interruption or Outage" if they were reported using the OMS data.

5. Interruption or Outage:

(a) Number of customers affected:

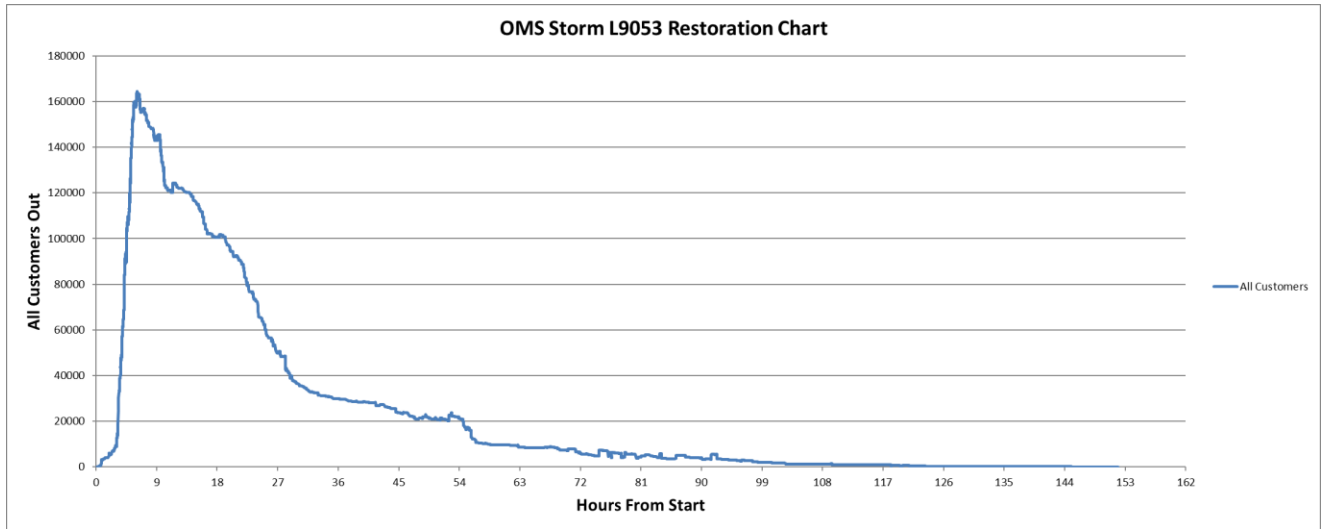
277,340 customers, constituting approximately 45% of the 617,922 customers in Duquesne Light's service territory.

(b) Approximate number of outage cases and trouble cases for each county affected during the event:

Allegheny County had a total of 1,300 troubled locations and 2,711 outages while Beaver County had a total of 253 troubled locations and 325 outages for a combined total of 1,553 troubled locations and 3,036 outages in Duquesne Light's service territory.

(c) Approximate number of outages for each county affected during the event:

Allegheny County had a total of 243,695 customers and Beaver County had a total of 33,645 customers for a combined total of 277,340 customers affected throughout this storm event.



(d) Approximate number of outage cases exceeding 6 or more hours in duration:

A total of 2,631 outage cases exceeded six or more hours in duration.

Duquesne Light Company

Data Request of Pennsylvania Public Utility Commission, Technical Utility Services (TUS)

Set I - Review Of Utility Performance in Response to March 13, 2026, Storms at Docket No. M-2025-3058814

Response by: J. Michael Gorham

TUS-M-1.

Please provide the number of all personnel, whether company employees, contractors, mutual aid contractors, affiliate mutual aid, or foreign mutual aid that were on property each day during the restoration from March 12, 2026, through March 18, 2026. Provide this information by each individual workday and not in the aggregate. Also list the personnel by specific job function, such as linemen, troublemen, damage assessors, forestry, flagmen, etc. Provide the requested information using an Excel table similar in form to the Excel template attached below.

Duquesne Light Response:

Please see attached table, “Duquesne Light Personnel on Property – March 13, 2026 Storm Event”

TUS-M-2.

As a subset of information provided in the Report of Outage Form Part 5(e) (outage cases exceeding six or more hours in duration), provide a separate table with information for each outage case that exceeded 72 hours in duration, and in addition to the information required in 5(e), provide the following information for those outage cases that exceeded 72 hours in duration:

- a. Describe any issues that caused the outage duration to be of an extended nature, such as access issues (on and off-ROW), damages to customer equipment or third-party equipment, emergency responder directives, etc.
- b. Describe any proactive and/or continuing communication from your organization to: the impacted customers; local and/or county emergency response officials; and local and/or state elected officials.

Duquesne Light Response:

Please see attached table, “M-2: Outage Cases that Exceeded 72 Hours in Duration”

Duquesne Light engaged in ongoing communication with customers and officials before and during the storm. Customer communications are detailed in Attachment 3 of the Storm Report. At the onset of any storm, DLC notifies local county emergency management agencies (EMAs) that our Incident Management Team is activated. During the most recent storm, DLC's Enterprise Resilience Team contacted each county EMA daily to check in and address any potential issues.

Outside of these daily calls, EMA personnel are encouraged to reach out to members of the Enterprise Resilience Team with any emergent issues.

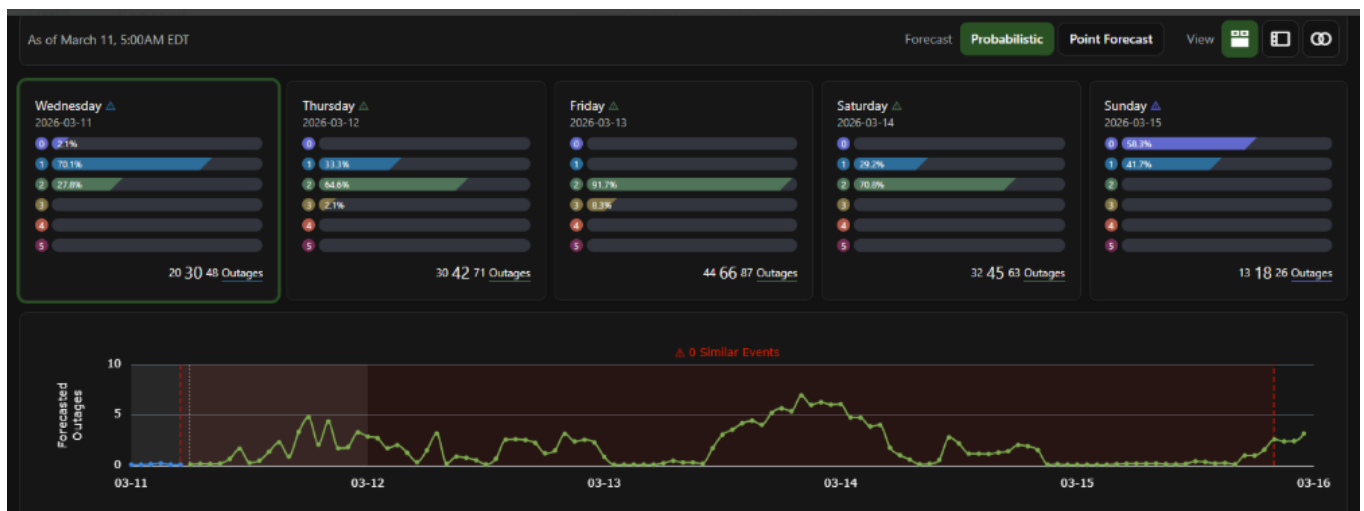
Proactive communications were sent to elected officials and government stakeholders twice daily during the storm event, and government affairs personnel were on call to promptly respond to any and all queries via text, email or phone.

TUS-M-3.

Please provide details on the preparations your organization undertook for the expected storms and high winds on March 13, 2026, including any outage prediction modelling or systems used to estimate potential impacts of the high wind event. Compare the results of any models used to the actual impacts. Also describe how your organization requested and onboarded any outside assistance, including contractors and other mutual aid, and the dates and times such outreach occurred.

Duquesne Light Response:

Duquesne Light monitored all reports from the National Weather Service as well as our internal outage prediction model. The estimated results from the outage prediction model did not align with the actual impact of the wind event. The prediction model forecasted a 91.7% chance of 44 outages and an 8.3% chance of 87 outages for the day. The actual event had in excess of 600 outages.



Mutual Assistance contractors were requested and fulfilled using the Storm Manager tool on the evening of Friday, March 13, with DLC securing the resources listed in the data request submittal for TUS-M-1. Duquesne Light also participated in Mutual Assistance calls with Great Lakes Mutual Assistance (GLMA) at 0900 on Saturday, March 14 and with North Atlantic Mutual Assistance Group (NAMAG) at 0846 on Saturday, March 14. A total of 300 lineworkers were requested in each call but none were provided. The initial crews arrived between noon and 1400 on Saturday, March 14. DLC completed an in-person onboarding for all mutual assistance contractors working on site.

This training was co-led by the Utility Technical Training Team along with the Environmental Health and Safety Team. The objective of this training was to review DLC safety rules and to provide an overview of our T&D system. This time was also used for contractors to ask questions and ensure they were answered by DLC.

Attachment 5

Duquesne Light Personnel on Property - March 13, 2026 Storm Event

Total Linemen Available

Linemen Resources

Company Linemen
 Contractor Linemen
 Mutual Aid Linemen
 Mutual Aid Contractor Linemen
Total Linemen Available

	3/12/2026	3/13/2026	3/14/2026	3/15/2026	3/16/2026	3/17/2026	3/18/2026	3/19/2026
Company Linemen		176	203	205	220	24	232	221
Contractor Linemen	141	141	141	141	141	141	141	141
Mutual Aid Linemen								
Mutual Aid Contractor Linemen	51	317	328	344	344			
Total Linemen Available	192	634	672	690	705	165	373	362

Other Resources

Hazard Responders
 Mutual Aid Hazard Responders
 Troublemakers
 Mutual Aid Troublemakers
 Forestry/Veg Management Workers
 Contractor Forestry/Veg Management Workers(Max daily on-shift)
 Assessors
 Contractor Assessors
 Wire Guards
 Contractor Wire Guards
 Electricians
 Contractor Electricians
 Energy and other Technicians
 Substation Workers
 Company Supporting Staff
 Mutual Aid/Contractor Supporting Staff
Total Other Resources

Hazard Responders		8	8	8	8	8	8	8
Mutual Aid Hazard Responders								
Troublemakers		31	40	38	41	41	42	40
Mutual Aid Troublemakers								
Forestry/Veg Management Workers		4	10	11	11	8	6	5
Contractor Forestry/Veg Management Workers(Max daily on-shift)		30	181	176	186	189	189	189
Assessors		19	38	40	39	32	44	11
Contractor Assessors								
Wire Guards		31	72	92	87	79	28	
Contractor Wire Guards								
Electricians								
Contractor Electricians								
Energy and other Technicians								
Substation Workers		15	32	43	51	43	28	5
Company Supporting Staff		38	51	55	57	64	62	59
Mutual Aid/Contractor Supporting Staff								
Total Other Resources	0	176	432	463	480	464	407	317

Total Resources

Total Resources	192	810	1104	1153	1185	629	780	679
------------------------	------------	------------	-------------	-------------	-------------	------------	------------	------------

ATTACHMENT 6

M-2: Outage Cases that Exceeded 72 Hours in Duration

Outage Cases over 72 Hours						
Outage Case	Duration (Hrs)	Customers Affected (only > 72 Hrs)	Municipality Name	Incident Start Time	Incident End Time	Extended Nature Cause
2651180	72.27	346	AMBRIDGE	3/13/2026 18:36	3/16/2026 18:52	Priotization of Trouble/Crew Availability
2650693	92.95	91	HAMPTON	3/13/2026 18:51	3/17/2026 15:48	Priotization of Trouble/Crew Availability
2651300	76.87	91	PLUM	3/13/2026 18:08	3/16/2026 23:00	Priotization of Trouble/Crew Availability
2651433	94.03	91	PINE	3/13/2026 17:46	3/17/2026 15:48	Priotization of Trouble/Crew Availability
2650648	72.52	78	LAWRENCEVILLE (PGH)	3/14/2026 13:44	3/17/2026 14:15	Priotization of Trouble/Crew Availability
2651270	73.98	62	OHARA	3/14/2026 14:26	3/17/2026 16:25	Extent of Damage
2651478	77	48	WEST MIFFLIN	3/14/2026 12:40	3/17/2026 17:40	Priotization of Trouble/Crew Availability
2651014	73.45	42	MCCANDLESS	3/13/2026 18:03	3/16/2026 19:30	Priotization of Trouble/Crew Availability
2651123	93.58	40	FOX CHAPEL	3/13/2026 19:22	3/17/2026 16:57	Priotization of Trouble/Crew Availability
2650694	92.93	40	HAMPTON	3/13/2026 18:51	3/17/2026 15:47	Priotization of Trouble/Crew Availability
2651315	164.5	39	HANOVER	3/13/2026 18:15	3/20/2026 14:45	ROW Access
2650875	92.83	39	HAMPTON	3/13/2026 18:07	3/17/2026 14:57	Priotization of Trouble/Crew Availability
2650561	84.25	39	OAKLAND (PGH)	3/15/2026 9:20	3/18/2026 21:35	Priotization of Trouble/Crew Availability
2651401	94.13	38	RICHLAND	3/13/2026 17:30	3/17/2026 15:38	Priotization of Trouble/Crew Availability
2650814	163.42	28	OHARA	3/13/2026 20:05	3/20/2026 15:30	ROW Access
2650494	76.53	28	INDEPENDENCE	3/13/2026 18:33	3/16/2026 23:05	Priotization of Trouble/Crew Availability
2651283	73.95	27	MT LEBANON	3/13/2026 17:56	3/16/2026 19:53	Priotization of Trouble/Crew Availability
2651269	93.57	26	FOX CHAPEL	3/13/2026 17:59	3/17/2026 15:33	Priotization of Trouble/Crew Availability
2651495	92.52	26	MCCANDLESS	3/13/2026 17:17	3/17/2026 13:48	ROW Access
2651140	90.13	25	ROSS	3/13/2026 17:52	3/17/2026 12:00	Priotization of Trouble/Crew Availability
2651442	74.32	25	OHIOVILLE	3/13/2026 17:41	3/16/2026 20:00	Priotization of Trouble/Crew Availability
2651297	92.43	23	MONROEVILLE	3/13/2026 18:54	3/17/2026 15:20	Priotization of Trouble/Crew Availability
2651176	90.3	23	BELL ACRES	3/13/2026 19:02	3/17/2026 13:20	Priotization of Trouble/Crew Availability
2651271	88.55	23	INDIANA	3/13/2026 20:37	3/17/2026 13:10	Priotization of Trouble/Crew Availability
2651267	84.5	23	MONROEVILLE	3/14/2026 5:30	3/17/2026 18:00	Priotization of Trouble/Crew Availability
2651349	89.97	21	CORAOPOLIS	3/13/2026 19:31	3/17/2026 13:29	Priotization of Trouble/Crew Availability
2650807	120.75	20	BANKSVILLE (PGH)	3/13/2026 17:50	3/18/2026 18:35	Priotization of Trouble/Crew Availability
2650981	99.12	20	MT LEBANON	3/13/2026 16:18	3/17/2026 19:25	Priotization of Trouble/Crew Availability
2651275	73.23	19	PLUM	3/13/2026 18:06	3/16/2026 19:20	Priotization of Trouble/Crew Availability
2650976	94.23	16	WEST VIEW	3/13/2026 17:36	3/17/2026 15:50	Priotization of Trouble/Crew Availability
2650748	95.35	16	MONROEVILLE	3/13/2026 18:19	3/17/2026 17:40	Priotization of Trouble/Crew Availability
2650678	88.33	15	WEST MIFFLIN	3/13/2026 19:28	3/17/2026 11:48	Priotization of Trouble/Crew Availability
2613425	96.27	14	FOX CHAPEL	3/13/2026 18:24	3/17/2026 18:40	Priotization of Trouble/Crew Availability
2651112	90.45	13	POINT BREEZE (PGH)	3/13/2026 17:53	3/17/2026 12:20	Priotization of Trouble/Crew Availability
2651353	73.25	13	SHIPPINGPORT	3/13/2026 14:33	3/16/2026 15:48	Priotization of Trouble/Crew Availability
2651100	121.15	12	INDIANA	3/13/2026 17:52	3/18/2026 19:01	Priotization of Trouble/Crew Availability
2650584	118.92	12	HAMPTON	3/13/2026 18:35	3/18/2026 17:30	Priotization of Trouble/Crew Availability
2651011	97.57	12	SEWICKLEY	3/13/2026 18:34	3/17/2026 20:08	Priotization of Trouble/Crew Availability
2651422	96.25	12	ROBINSON	3/13/2026 18:14	3/17/2026 18:29	Priotization of Trouble/Crew Availability
2651102	140.45	11	MCCANDLESS	3/13/2026 18:38	3/19/2026 15:05	Priotization of Trouble/Crew Availability
2651098	80.68	11	FOX CHAPEL	3/14/2026 7:19	3/17/2026 16:00	Priotization of Trouble/Crew Availability
2651314	139.17	10	FOX CHAPEL	3/13/2026 18:00	3/19/2026 13:10	Priotization of Trouble/Crew Availability
2651161	112.23	10	RICHLAND	3/13/2026 23:50	3/18/2026 16:04	Priotization of Trouble/Crew Availability
2651106	96.5	10	INDIANA	3/13/2026 18:50	3/17/2026 19:20	Priotization of Trouble/Crew Availability
2651304	90.75	10	THORNBURG	3/13/2026 18:05	3/17/2026 12:50	Priotization of Trouble/Crew Availability
2651446	80.13	10	CARRICK (PGH)	3/13/2026 18:05	3/17/2026 2:13	Priotization of Trouble/Crew Availability
2643385	142.17	9	BEAVER FALLS	3/13/2026 15:23	3/19/2026 13:33	Priotization of Trouble/Crew Availability
2651160	116.57	9	FOX CHAPEL	3/13/2026 17:57	3/18/2026 14:31	Priotization of Trouble/Crew Availability
2651237	103.52	9	FOX CHAPEL	3/14/2026 7:00	3/18/2026 14:31	Priotization of Trouble/Crew Availability
2650979	90.13	9	SQUIRREL HILL (PGH)	3/13/2026 18:12	3/17/2026 12:20	Priotization of Trouble/Crew Availability
2650973	124.65	8	OHARA	3/13/2026 21:33	3/19/2026 2:12	Priotization of Trouble/Crew Availability
2650622	118.48	8	FOX CHAPEL	3/13/2026 17:43	3/18/2026 16:12	Priotization of Trouble/Crew Availability
2650810	117.92	8	OHARA	3/13/2026 17:24	3/18/2026 15:19	Priotization of Trouble/Crew Availability
2651265	93.87	8	FOX CHAPEL	3/13/2026 17:39	3/17/2026 15:31	Priotization of Trouble/Crew Availability
2650655	85.65	8	VERONA	3/13/2026 19:46	3/17/2026 9:25	Priotization of Trouble/Crew Availability
2650621	82.32	8	RESERVE	3/15/2026 3:12	3/18/2026 13:31	Priotization of Trouble/Crew Availability
2650982	96.95	7	MOON	3/13/2026 19:38	3/17/2026 20:35	Priotization of Trouble/Crew Availability
2650659	96.2	7	POINT BREEZE (PGH)	3/13/2026 18:08	3/17/2026 18:20	Priotization of Trouble/Crew Availability
2651156	84.73	7	GREENE	3/14/2026 10:31	3/17/2026 23:15	Priotization of Trouble/Crew Availability
2650764	85.03	7	CENTER	3/13/2026 22:38	3/17/2026 11:40	Priotization of Trouble/Crew Availability
2651128	77.05	7	MOON	3/13/2026 19:17	3/17/2026 0:20	Priotization of Trouble/Crew Availability
2650591	121.43	6	INDIANA	3/13/2026 19:24	3/18/2026 20:50	Priotization of Trouble/Crew Availability
2650576	117.08	6	CASTLE SHANNON	3/13/2026 17:49	3/18/2026 14:54	Priotization of Trouble/Crew Availability
2643437	94.88	6	ROSS	3/13/2026 19:07	3/17/2026 18:00	Priotization of Trouble/Crew Availability
2651193	98.3	6	MCCANDLESS	3/13/2026 18:35	3/17/2026 20:53	Priotization of Trouble/Crew Availability
2650754	92.62	6	CHURCHILL	3/13/2026 18:23	3/17/2026 15:00	Priotization of Trouble/Crew Availability
2651072	72.05	6	CARRICK (PGH)	3/13/2026 17:57	3/16/2026 18:00	Priotization of Trouble/Crew Availability
2651306	119.48	5	NEW SEWICKLEY	3/13/2026 18:31	3/18/2026 18:00	Priotization of Trouble/Crew Availability
2651179	93.23	5	HOPEWELL	3/13/2026 17:08	3/17/2026 14:22	Priotization of Trouble/Crew Availability
2651402	91.92	5	ROSS	3/13/2026 19:21	3/17/2026 15:16	Priotization of Trouble/Crew Availability
2651141	82.02	5	PENN HILLS	3/13/2026 19:29	3/17/2026 5:30	Priotization of Trouble/Crew Availability
2651220	82.93	5	BROOKLINE (PGH)	3/15/2026 0:04	3/18/2026 11:00	Priotization of Trouble/Crew Availability
2651002	119.77	4	EAST PITTSBURGH	3/13/2026 18:19	3/18/2026 18:05	Priotization of Trouble/Crew Availability
2650813	115.9	4	HAMPTON	3/13/2026 20:09	3/18/2026 16:03	Priotization of Trouble/Crew Availability
2650651	100.75	4	HOMESTEAD	3/13/2026 6:15	3/17/2026 11:00	Priotization of Trouble/Crew Availability
2650824	95.57	4	MOON	3/13/2026 18:56	3/17/2026 18:30	Priotization of Trouble/Crew Availability

Outage Case	Duration (Hrs)	Customers Affected (only > 72 Hrs)	Municipality Name	Incident Start Time	Incident End Time	Extended Nature Cause
2650709	91.95	4	WILKINS	3/13/2026 18:25	3/17/2026 14:22	Priotization of Trouble/Crew Availability
2650873	91.12	4	WEST DEER	3/13/2026 19:31	3/17/2026 14:38	Priotization of Trouble/Crew Availability
2650829	91.1	4	HANOVER	3/13/2026 18:24	3/17/2026 13:30	Priotization of Trouble/Crew Availability
2651497	89.83	4	SHALER	3/14/2026 1:05	3/17/2026 18:55	Priotization of Trouble/Crew Availability
2650896	89.17	4	BALDWIN TWP	3/13/2026 17:45	3/17/2026 10:55	Priotization of Trouble/Crew Availability
2650987	96.13	4	ROBINSON	3/13/2026 19:27	3/17/2026 19:35	Priotization of Trouble/Crew Availability
2650974	83.2	4	FOREST HILLS	3/14/2026 5:18	3/17/2026 16:30	Priotization of Trouble/Crew Availability
2650756	83	4	WILKINS	3/14/2026 7:30	3/17/2026 18:30	Priotization of Trouble/Crew Availability
2650960	121.18	3	PENN HILLS	3/13/2026 18:09	3/18/2026 19:20	Priotization of Trouble/Crew Availability
2650799	113.73	3	PLUM	3/13/2026 20:16	3/18/2026 14:00	Priotization of Trouble/Crew Availability
2650625	121.12	3	BEAVER FALLS	3/13/2026 18:08	3/18/2026 19:15	Priotization of Trouble/Crew Availability
2651008	116.87	3	OHARA	3/13/2026 17:29	3/18/2026 14:21	Priotization of Trouble/Crew Availability
2651074	118.63	3	SEWICKLEY	3/14/2026 18:02	3/19/2026 16:40	Priotization of Trouble/Crew Availability
2650986	97.57	3	ALIQUIPPA	3/13/2026 18:41	3/17/2026 20:15	Priotization of Trouble/Crew Availability
2650696	98.8	3	MOUNT WASHINGTON (PGH)	3/13/2026 18:48	3/17/2026 21:36	Priotization of Trouble/Crew Availability
2650675	97.15	3	HILL DISTRICT (PGH)	3/13/2026 18:00	3/17/2026 19:09	Priotization of Trouble/Crew Availability
2650587	99.22	3	PENN HILLS	3/13/2026 19:52	3/17/2026 23:05	Priotization of Trouble/Crew Availability
2650690	94.9	3	ETNA	3/13/2026 17:26	3/17/2026 16:20	Priotization of Trouble/Crew Availability
2650753	92.63	3	BRADDOCK	3/13/2026 18:37	3/17/2026 15:15	Priotization of Trouble/Crew Availability
2650697	92.48	3	DORMONT	3/13/2026 18:21	3/17/2026 14:50	Priotization of Trouble/Crew Availability
2650654	91.43	3	VERONA	3/13/2026 19:39	3/17/2026 15:05	Priotization of Trouble/Crew Availability
2650752	90.8	3	FOREST HILLS	3/13/2026 19:28	3/17/2026 14:16	Priotization of Trouble/Crew Availability
2650826	92.67	3	WHITEHALL	3/13/2026 18:38	3/17/2026 15:18	Priotization of Trouble/Crew Availability
2650970	89.85	3	HIGHLAND PARK (PGH)	3/13/2026 18:09	3/17/2026 12:00	Priotization of Trouble/Crew Availability
2651355	89.62	3	WILKINS	3/13/2026 23:23	3/17/2026 17:00	Priotization of Trouble/Crew Availability
2650669	88.1	3	WILKINSBURG	3/13/2026 20:44	3/17/2026 12:50	Priotization of Trouble/Crew Availability
2650782	87.97	3	ALIQUIPPA	3/13/2026 21:52	3/17/2026 13:50	Priotization of Trouble/Crew Availability
2650514	87.6	3	CASTLE SHANNON	3/13/2026 17:49	3/17/2026 9:25	Priotization of Trouble/Crew Availability
2651111	88.47	3	WILKINSBURG	3/13/2026 22:45	3/17/2026 15:13	Priotization of Trouble/Crew Availability
2650959	85.2	3	WILKINSBURG	3/13/2026 19:09	3/17/2026 8:21	Priotization of Trouble/Crew Availability
2650646	84.97	3	MORNINGSIDE (PGH)	3/14/2026 11:32	3/18/2026 0:30	Priotization of Trouble/Crew Availability
2650541	86.17	3	ECONOMY	3/13/2026 19:02	3/17/2026 9:12	Priotization of Trouble/Crew Availability
2651301	75.93	3	PLUM	3/14/2026 8:14	3/17/2026 12:10	Priotization of Trouble/Crew Availability
2650661	77.57	3	NORTH VERSAILLES	3/14/2026 9:41	3/17/2026 15:15	Priotization of Trouble/Crew Availability
2650594	76.87	3	HOMESTEAD	3/13/2026 18:08	3/16/2026 23:00	Priotization of Trouble/Crew Availability
2650718	73.52	3	LAWRENCEVILLE (PGH)	3/13/2026 18:02	3/16/2026 19:33	Priotization of Trouble/Crew Availability
2650720	72.78	3	PENN HILLS	3/13/2026 18:03	3/16/2026 18:50	Priotization of Trouble/Crew Availability
2651584	100.68	3	CARRICK (PGH)	3/13/2026 16:18	3/17/2026 20:59	Priotization of Trouble/Crew Availability
2651585	89.13	3	AVALON	3/13/2026 18:07	3/17/2026 11:15	Priotization of Trouble/Crew Availability
2651005	116.25	2	INDIANA	3/13/2026 18:15	3/18/2026 14:30	Priotization of Trouble/Crew Availability
2650999	113.4	2	FOX CHAPEL	3/13/2026 18:11	3/18/2026 11:35	Priotization of Trouble/Crew Availability
2650808	113.32	2	RACCOON	3/13/2026 19:42	3/18/2026 13:01	Priotization of Trouble/Crew Availability
2650515	113.05	2	WEST MIFFLIN	3/13/2026 18:42	3/18/2026 11:45	Priotization of Trouble/Crew Availability
2650567	107.8	2	PENN HILLS	3/13/2026 19:52	3/18/2026 7:40	Priotization of Trouble/Crew Availability
2650627	89.63	2	RACCOON	3/14/2026 20:52	3/18/2026 14:30	Priotization of Trouble/Crew Availability
2650972	101.25	2	FOREST HILLS	3/13/2026 18:33	3/17/2026 23:48	Priotization of Trouble/Crew Availability
2650885	99.28	2	ALLENTOWN (PGH)	3/13/2026 17:39	3/17/2026 20:56	Priotization of Trouble/Crew Availability
2650677	99.12	2	OAKLAND (PGH)	3/13/2026 20:03	3/17/2026 23:10	Priotization of Trouble/Crew Availability
2650950	99.03	2	RACCOON	3/13/2026 18:20	3/17/2026 21:22	Priotization of Trouble/Crew Availability
2650962	97.98	2	CHURCHILL	3/13/2026 18:01	3/17/2026 20:00	Priotization of Trouble/Crew Availability
2650817	81.2	2	OHIOVILLE	3/14/2026 8:48	3/17/2026 18:00	Priotization of Trouble/Crew Availability
2650749	96.57	2	BRADDOCK	3/13/2026 19:26	3/17/2026 20:00	Priotization of Trouble/Crew Availability
2651010	95.75	2	SHALER	3/14/2026 8:45	3/18/2026 8:30	Priotization of Trouble/Crew Availability
2650806	95.52	2	INDIANA	3/13/2026 18:27	3/17/2026 17:58	Priotization of Trouble/Crew Availability
2650792	95.28	2	ALIQUIPPA	3/14/2026 12:09	3/18/2026 11:26	Priotization of Trouble/Crew Availability
2650956	94.2	2	WHITAKER	3/13/2026 20:03	3/17/2026 18:15	Priotization of Trouble/Crew Availability
2650993	94.18	2	PULASKI	3/13/2026 19:19	3/17/2026 17:30	Priotization of Trouble/Crew Availability
2650671	94.02	2	WILKINSBURG	3/13/2026 18:49	3/17/2026 16:50	Priotization of Trouble/Crew Availability
2651107	93.7	2	CHURCHILL	3/13/2026 19:18	3/17/2026 17:00	Priotization of Trouble/Crew Availability
2650971	92.95	2	BRADDOCK HILLS	3/13/2026 17:48	3/17/2026 14:45	Priotization of Trouble/Crew Availability
2650590	92.82	2	WEST DEER	3/13/2026 21:08	3/17/2026 17:57	Priotization of Trouble/Crew Availability
2651109	91.63	2	COLLIER	3/13/2026 18:42	3/17/2026 14:20	Priotization of Trouble/Crew Availability
2650864	91.37	2	AVALON	3/13/2026 18:56	3/17/2026 14:18	Priotization of Trouble/Crew Availability
2650994	90.55	2	ECONOMY	3/13/2026 18:15	3/17/2026 12:48	Priotization of Trouble/Crew Availability
2651132	90.43	2	HANOVER	3/13/2026 18:34	3/17/2026 13:00	Priotization of Trouble/Crew Availability
2650698	90.25	2	BRENTWOOD	3/13/2026 17:51	3/17/2026 12:06	Priotization of Trouble/Crew Availability
2650657	89.65	2	WILKINSBURG	3/13/2026 23:45	3/17/2026 17:24	Priotization of Trouble/Crew Availability
2650990	89.55	2	BELL ACRES	3/13/2026 19:02	3/17/2026 12:35	Priotization of Trouble/Crew Availability
2650688	88.58	2	SHARPSBURG	3/13/2026 20:24	3/17/2026 12:59	Priotization of Trouble/Crew Availability
2651096	88.07	2	WEST VIEW	3/13/2026 22:56	3/17/2026 15:00	Priotization of Trouble/Crew Availability
2650631	87.73	2	DAUGHERTY	3/14/2026 22:16	3/18/2026 14:00	Priotization of Trouble/Crew Availability
2650652	87.17	2	OAKMONT	3/13/2026 20:27	3/17/2026 11:37	Priotization of Trouble/Crew Availability
2650964	86.77	2	WILKINS	3/14/2026 0:29	3/17/2026 15:15	Priotization of Trouble/Crew Availability
2650966	83.27	2	WILKINS	3/14/2026 7:14	3/17/2026 18:30	Priotization of Trouble/Crew Availability
2650744	81.62	2	HAMPTON	3/13/2026 20:58	3/17/2026 6:35	Priotization of Trouble/Crew Availability
2650481	80.82	2	FREEDOM	3/14/2026 3:26	3/17/2026 12:15	Priotization of Trouble/Crew Availability
2650895	74.8	2	HAMPTON	3/13/2026 17:27	3/16/2026 20:15	Priotization of Trouble/Crew Availability
2643481	73.42	2	SHALER	3/13/2026 19:20	3/16/2026 20:45	Priotization of Trouble/Crew Availability
2650951	73.32	2	PINE	3/14/2026 16:46	3/17/2026 18:05	Priotization of Trouble/Crew Availability

Outage Case	Duration (Hrs)	Customers Affected (only > 72 Hrs)	Municipality Name	Incident Start Time	Incident End Time	Extended Nature Cause
2650556	72.67	2	HOPEWELL	3/13/2026 16:50	3/16/2026 17:30	Priotization of Trouble/Crew Availability
2650825	72.65	2	RACCOON	3/14/2026 13:26	3/17/2026 14:05	Priotization of Trouble/Crew Availability
2650645	111.93	1	EASTVALE	3/13/2026 22:34	3/18/2026 14:30	Priotization of Trouble/Crew Availability
2650812	139.2	1	FOX CHAPEL	3/13/2026 18:05	3/19/2026 13:17	Priotization of Trouble/Crew Availability
2650689	88.48	1	WATERWORKS (PGH)	3/13/2026 20:30	3/17/2026 12:59	Priotization of Trouble/Crew Availability
2651085	88.42	1	BADEN	3/13/2026 18:15	3/17/2026 10:40	Priotization of Trouble/Crew Availability
2650804	87.18	1	FOX CHAPEL	3/13/2026 18:19	3/17/2026 9:30	Priotization of Trouble/Crew Availability
2650768	79.83	1	POTTER	3/14/2026 10:57	3/17/2026 18:47	Priotization of Trouble/Crew Availability
2650600	72.47	1	NORTH VERSAILLES	3/13/2026 19:16	3/16/2026 19:44	Priotization of Trouble/Crew Availability
2650894	72.42	1	HAMPTON	3/13/2026 19:31	3/16/2026 19:56	Priotization of Trouble/Crew Availability
2650794	98.87	1	WEST DEER	3/13/2026 17:28	3/17/2026 20:20	Priotization of Trouble/Crew Availability
2651125	114.32	0	WEST DEER	3/13/2026 19:11	3/18/2026 13:30	Priotization of Trouble/Crew Availability

Duquesne Light Company – Response to TUS Data Request, Set I
Review Of Utility Performance in Response to March 13, 2026, Storms at Docket No.
M-2025-3058814

Verification

I, J. Michael Gorham, hereby state that the facts above set forth are true and correct to the best of my knowledge, information and belief, and that I expect to be able to prove the same at a hearing held in this matter. I understand that the statements herein are made subject to the penalties of 18 Pa.C.S. § 4904 (relating to unsworn falsification to authorities).

Date: 4/24/26

Signed,



J. Michael Gorham

Manager, Reliability Engineering