FirstEnergy

341 White Pond Drive
Akron, OH 44320

Angelina Umstead, Esq.

(610) 921-6202
Fax: (330) 315-9263

June 8, 2026

VIA ELECTRONIC FILING

Matthew Homsher, Secretary
Pennsylvania Public Utility Commission
Commonwealth Keystone Building
400 North Street, 2nd Floor
Harrisburg, PA 17120

Re: Completed Restoration of Momentary and Sustained Interruptions – FirstEnergy Pennsylvania Electric Company; Docket No. M-2025-3052814

Dear Secretary Homsher:

Pursuant to 52 Pa. Code § 67.1, FirstEnergy Pennsylvania Electric Company on behalf of Met-Ed Rate District ("Met-Ed") submits written notification of completed restoration efforts following storm conditions that began on May 20, 2026, that caused multiple service interruptions in the Met-Ed service territory.

Attached please find the details relative to the impact of this recent outage event and the restoration activities that took place. It should be noted that the review and approval process of this outage information is still in progress at the time of filing this report and as such, all outage information contained in this report should be considered preliminary.

If you have any questions, please contact me at (610) 921-6202.

Sincerely,

Angelina Umstead

Angelina Umstead

Enclosures

c: Dan Searfoorce - PaPUC Bureau of Technical Utility Services (via electronic mail)
Derek Ruhl - PaPUC Bureau of Technical Utility Services (via electronic mail)
John Van Zant - PaPUC Bureau of Technical Utility Services (via electronic mail)
Clinton McKinley - PaPUC Bureau of Technical Utility Services (via electronic mail)

ELECTRIC UTILITY REPORT OF OUTAGE TO PENNSYLVANIA PUBLIC UTILITY COMMISSION SECRETARY'S BUREAU P O BOX 3265 HARRISBURG, PA 17105-3265

1. Reporting Utility: FirstEnergy Pennsylvania Electric Company ("FE PA") on behalf of its Met-Ed Rate District ("Met-Ed")
   Address: 800 Cabin Hill Drive Greensburg, PA 15601

2. Name and title of person making report:

   Karen M. Kinslow — ***(Name)***
   Vice President Pennsylvania Operations — ***(Title)***

3. Telephone number: (610) 921-6311

   (Telephone Number)

4. Date and time report was made to Commission:

   May 20, 2026 — ***(Date)***
   2140 — ***(Time)***

5. Interruption or Outage:

   (a) Number of customers affected: 13,884 (represents 2.4% of Met-Ed's total customers).

   (b) Approximate number of outage cases and trouble cases for each county affected during event: See response to 5(c)

(c) Approximate number of outages for each county affected during the event:

County	Outages	Outage Cases	Trouble Cases
Adams	495	6	13
Berks	2,602	49	55
Bucks	3,526	72	55
Cumberland	43	4	5
Dauphin	37	4	1
Lebanon	142	8	14
Monroe	50	6	10
Montgomery	911	23	29
Northampton	675	13	19
Pike	36	1	3
York	5,367	52	65
Total	**13,884**	**238**	**269**

(d) Approximate number of outage cases exceeding 6 or more hours in duration: 116

(e) A listing of each outage case exceeding 6 or more hours in duration:
See Attachment A.

(f) Reason for the interruption or outages: Beginning the morning of Wednesday, May 20, 2026, a weather system moved through Pennsylvania, including FE PA's service area, bringing heavy precipitation and wind gusts of up to 40 mph. These sustained high winds limited the ability to safely perform aerial work and delayed restoration efforts until field personnel could resume work aloft under safe conditions. Refer to Attachment B for maximum wind gusts on May 20, 2026, as well as 24-hour precipitation totals for May 20, 2026 and May 21, 2026.

Damage caused by the high winds included downed wires and conductors, broken poles, and significant tree damage. The Boyertown and Easton Districts experienced the greatest impact. Approximately 67% of the total outages were attributed to tree-related incidents, while 20% resulted from line and equipment failures.

Preliminary data indicates the reliability impact of the storm was 10.0 minutes of SAIDI, 0.02 of SAIFI, and an overall storm CAIDI 401.40 minutes.

(g) Projected time of restoration: Due to the length of this event, a global estimated time of restoration was not set. Individual estimated times of restoration were assigned to orders.

(h) See Attachment C for the restoration curve and Attachment D for the order

restoration graphs.

(i) The number of utility workers, contract workers, and workers received as mutual aid assigned specifically to the repair work by general function:

Company	# of Workers	General Function
FE PA	13	Damage Assessor
Subtotal	**13**	**Damage Assessor**
FE PA	5	Damage Assessor Support
Subtotal	**5**	**Damage Assessor Support**
Arbormetrics	3	Forestry
FirstEnergy Service Company	3	Forestry
Lewis Tree	29	Forestry
Penn Line Services, Inc.	26	Forestry
Treesmiths	42	Forestry
Subtotal	**103**	**Forestry**
FE PA	131	Line
Harlan Electric Co.	27	Line
Henkels & McCoy - East Region	14	Line
IB Abel	13	Line
JW Didado	28	Line
NG Gilbert	8	Line
Thompson Electric	17	Line
Subtotal	**238**	**Line**
FE PA	19	Support
Henkels & McCoy - East Region	1	Support
Thompson Electric	2	Support
Subtotal	**22**	**Support**
Grand Total	**381**	

(j) The date and time of the first information of a service interruption: May 20, 2026 at 1108.

(k) The date and time that repair crews were assembled: May 20, 2026 at 0600.

(l) The actual time that service was restored to the last affected customer: May 22, 2026 at 1935.

(m) A general description of the physical damage sustained by the utility facilities as a result of the interruption/outage:

Equipment	Number
Primary Spans	167
Secondary Spans	60
Crossarms Replaced	104
Cutouts Replaced	28
Poles Replaced	15
Transformers Replaced	8
Wire & Cable Replaced (feet)	4,565

(n) If the interruption/outage event was weather-related, the utility's weather reports, outlooks, or scenarios for the day before and the day of the interruption/outage event:

See Attachment E for the weather forecast reports.

(o) If the interruption/outage event caused approximate outages that exceed 10% or more of the number of customers in the utility's entire service territory, rank the event in terms of the number and duration of outages and provide 2 comparable events, including the number and duration of outages for those comparable events.

The outages that were a result of this event did not exceed 10% or more of customers in the utility's entire service territory.

Remarks: The storm statistics contained in this report are preliminary. The review and approval of the storm statistics were still in progress as of the time this report was filed.

Attachment A: A listing of each outage case exceeding six or more hours in duration, including the following information[1]:

Order #	Approximate Location (County)	Total Number of Customers Affected	Duration of the Outage (minutes)	Initial Date and Time of the Outage	Restoration Date and Time
2460049	Monroe	3	3,079	05/20/2026 1349	05/22/2026 1708
2462943	Bucks	116	3,021	05/20/2026 1714	05/22/2026 1935
2466226	Bucks	68	2,693	05/20/2026 1718	05/22/2026 1411
2466225	Bucks	12	2,625	05/20/2026 1718	05/22/2026 1303
2466276	Bucks	2	2,562	05/20/2026 1713	05/22/2026 1155
2466214	Bucks	29	2,508	05/20/2026 1724	05/22/2026 1112
2462886	Bucks	3	2,406	05/20/2026 1714	05/22/2026 0920
2463616	Bucks	1	2,280	05/20/2026 2236	05/22/2026 1236
2461015	Bucks	4	1,739	05/20/2026 1739	05/21/2026 2238
2463234	Montgomery	17	1,723	05/20/2026 1108	05/21/2026 1551
2462327	Bucks	6	1,698	05/20/2026 1719	05/21/2026 2137
2466010	Bucks	6	1,656	05/20/2026 1712	05/21/2026 2048
2463966	Bucks	20	1,646	05/20/2026 1740	05/21/2026 2106
2462912	Bucks	64	1,622	05/20/2026 1724	05/21/2026 2026
2466132	Bucks	35	1,622	05/20/2026 1724	05/21/2026 2026
2463862	Bucks	1	1,601	05/20/2026 1718	05/21/2026 1959
2463726	Northampton	3	1,590	05/20/2026 1730	05/21/2026 2000
2465700	Bucks	3	1,587	05/20/2026 1804	05/21/2026 2031
2466088	Bucks	1	1,577	05/20/2026 1718	05/21/2026 1935
2460724	Northampton	9	1,567	05/20/2026 1721	05/21/2026 1928
2462232	Bucks	6	1,543	05/20/2026 1909	05/21/2026 2052
2463868	Bucks	57	1,518	05/20/2026 1718	05/21/2026 1836
2463144	Bucks	27	1,472	05/20/2026 1723	05/21/2026 1755
2463439	Bucks	14	1,465	05/20/2026 1734	05/21/2026 1759
2465894	Bucks	201	1,464	05/20/2026 1712	05/21/2026 1736
2463757	Bucks	15	1,446	05/20/2026 1719	05/21/2026 1725
2463300	Bucks	62	1,442	05/20/2026 1728	05/21/2026 1730
2462446	Bucks	4	1,435	05/20/2026 1930	05/21/2026 1925
2461579	Bucks	15	1,427	05/20/2026 1833	05/21/2026 1820
2461427	Bucks	1	1,416	05/20/2026 1826	05/21/2026 1802
2465893	Bucks	172	1,408	05/20/2026 1712	05/21/2026 1640
2463179	Bucks	12	1,400	05/20/2026 1724	05/21/2026 1644
2460624	Bucks	31	1,390	05/20/2026 1712	05/21/2026 1622
2465364	Bucks	5	1,369	05/21/2026 1203	05/22/2026 1052
2463588	Bucks	66	1,333	05/20/2026 1718	05/21/2026 1531
2460679	Bucks	160	1,321	05/20/2026 1718	05/21/2026 1519
2460684	Montgomery	1	1,298	05/20/2026 1718	05/21/2026 1456
2462274	Lebanon	17	1,284	05/20/2026 1610	05/21/2026 1334
2463419	Bucks	19	1,253	05/20/2026 1724	05/21/2026 1417
2460809	Bucks	23	1,249	05/20/2026 1728	05/21/2026 1417

[1] When applicable, the individual restoration steps for an order are provided for those customers that were out of service for 6 hours or more.

Order #	Approximate Location (County)	Total Number of Customers Affected	Duration of the Outage (minutes)	Initial Date and Time of the Outage	Restoration Date and Time
2465088	Dauphin	7	1,238	05/21/2026 0713	05/22/2026 0351
2462487	Bucks	17	1,212	05/20/2026 1938	05/21/2026 1550
2465242	Montgomery	40	1,212	05/20/2026 1702	05/21/2026 1314
2460552	Montgomery	37	1,196	05/20/2026 1657	05/21/2026 1253
2460452	Berks	5	1,195	05/20/2026 1635	05/21/2026 1230
2461225	Berks	3	1,189	05/20/2026 1803	05/21/2026 1352
2460967	Montgomery	2	1,166	05/20/2026 1657	05/21/2026 1223
2460451	Berks	31	1,146	05/20/2026 1634	05/21/2026 1140
2460952	Berks	4	1,133	05/20/2026 1734	05/21/2026 1227
2460538	Montgomery	7	1,131	05/20/2026 1655	05/21/2026 1146
2460540	Montgomery	7	1,118	05/20/2026 1656	05/21/2026 1134
2462368	Berks	29	1,111	05/20/2026 1632	05/21/2026 1103
2463365	Montgomery	1	1,108	05/20/2026 2128	05/21/2026 1556
2464932	Bucks	125	1,097	05/20/2026 1713	05/21/2026 1130
2465035	Montgomery	1	1,097	05/20/2026 2139	05/21/2026 1556
2460637	Montgomery	13	1,091	05/20/2026 1714	05/21/2026 1125
2461043	Berks	1	1,085	05/20/2026 1742	05/21/2026 1147
2463824	Bucks	181	1,074	05/20/2026 1719	05/21/2026 1113
2460521	Berks	8	1,072	05/20/2026 1653	05/21/2026 1045
2462273	Lebanon	5	1,065	05/20/2026 1610	05/21/2026 0955
2464706	Berks	1	1,049	05/20/2026 1655	05/21/2026 1024
2460624	Bucks	149	1,043	05/20/2026 1712	05/21/2026 1035
2464931	Bucks	83	1,042	05/20/2026 1713	05/21/2026 1035
2464930	Bucks	3	1,042	05/20/2026 1713	05/21/2026 1035
2463674	Bucks	5	1,042	05/20/2026 2250	05/21/2026 1612
2460442	Monroe	17	1,040	05/20/2026 1633	05/21/2026 0953
2461146	Berks	11	1,018	05/20/2026 1751	05/21/2026 1049
2461939	Berks	8	998	05/20/2026 1618	05/21/2026 0856
2463172	York	5	986	05/20/2026 2052	05/21/2026 1318
2463086	Montgomery	25	967	05/20/2026 2041	05/21/2026 1248
2460546	Berks	1	960	05/20/2026 1656	05/21/2026 0856
2462923	York	2	956	05/20/2026 2014	05/21/2026 1210
2460680	Northampton	68	952	05/20/2026 1718	05/21/2026 0910
2464881	Berks	331	948	05/20/2026 2243	05/21/2026 1431
2460541	Montgomery	3	933	05/20/2026 1656	05/21/2026 0829
2463528	Montgomery	89	925	05/20/2026 2207	05/21/2026 1332
2462407	Berks	5	918	05/20/2026 1926	05/21/2026 1044
2464572	York	1	906	05/20/2026 2011	05/21/2026 1117
2463914	Bucks	3	842	05/21/2026 0114	05/21/2026 1516
2463804	Northampton	13	812	05/20/2026 2354	05/21/2026 1326
2463470	Berks	92	723	05/20/2026 2152	05/21/2026 0955
2463979	Bucks	3	714	05/21/2026 0221	05/21/2026 1415
2462898	York	6	702	05/20/2026 2011	05/21/2026 0753
2466470	Cumberland	6	678	05/22/2026 0138	05/22/2026 1256
2463965	York	30	662	05/21/2026 0201	05/21/2026 1303
2463638	Berks	234	641	05/20/2026 2243	05/21/2026 0924

Order #	Approximate Location (County)	Total Number of Customers Affected	Duration of the Outage (minutes)	Initial Date and Time of the Outage	Restoration Date and Time
2464500	Bucks	2	603	05/21/2026 0744	05/21/2026 1747
2465357	Bucks	38	539	05/21/2026 1201	05/21/2026 2100
2462866	Northampton	1	515	05/20/2026 2006	05/21/2026 0441
2463984	Bucks	7	511	05/21/2026 0234	05/21/2026 1105
2460764	Bucks	54	506	05/20/2026 1723	05/21/2026 0149
2464345	Berks	5	500	05/21/2026 0647	05/21/2026 1507
2464033	Monroe	8	491	05/21/2026 0256	05/21/2026 1107
2464371	Bucks	1	490	05/21/2026 0701	05/21/2026 1511
2460181	York	59	481	05/20/2026 1519	05/20/2026 2320
2464024	Bucks	7	469	05/21/2026 0241	05/21/2026 1030
2460683	Bucks	404	465	05/20/2026 1718	05/21/2026 0103
2465072	Dauphin	17	460	05/21/2026 1020	05/21/2026 1800
2465598	York	2	456	05/21/2026 1348	05/21/2026 2124
2466234	Bucks	37	454	05/21/2026 2046	05/22/2026 0420
2465303	Berks	1	449	05/21/2026 1141	05/21/2026 1910
2464094	Bucks	9	437	05/21/2026 0428	05/21/2026 1145
2460689	Bucks	53	436	05/20/2026 1718	05/21/2026 0034
2467085	York	1	434	05/22/2026 1207	05/22/2026 1921
2464095	Adams	1	433	05/21/2026 0430	05/21/2026 1143
2465291	Berks	13	427	05/21/2026 0944	05/21/2026 1651
2465149	Dauphin	6	421	05/21/2026 1043	05/21/2026 1744
2460226	York	30	417	05/20/2026 1531	05/20/2026 2228
2460531	Montgomery	6	414	05/20/2026 1654	05/20/2026 2348
2464040	Berks	12	413	05/21/2026 0306	05/21/2026 0959
2460698	Bucks	7	411	05/20/2026 1719	05/21/2026 0010
2460690	Northampton	64	410	05/20/2026 1718	05/21/2026 0008
2465106	Lebanon	1	407	05/21/2026 1030	05/21/2026 1717
2460563	Montgomery	10	391	05/20/2026 1659	05/20/2026 2330
2465665	York	1	382	05/21/2026 1412	05/21/2026 2034
2464499	Berks	2	370	05/21/2026 0744	05/21/2026 1354

Attachment B: Wind and Precipitation Reports

Wind and Precipitation Reports: Graphic 1 illustrates the maximum wind gusts in the FE PA service territory on Wednesday, May 20, 2026. Graphics 2 and 3 illustrate the 24-hour precipitation total in the FE PA service territory on Wednesday, May 20, 2026 and Thursday, May 21, 2026. The graphics depict data from the National Oceanic and Atmospheric Administration ("NOAA").

Graphic 1: Maximum Wind Gusts Wednesday, May 20, 2026

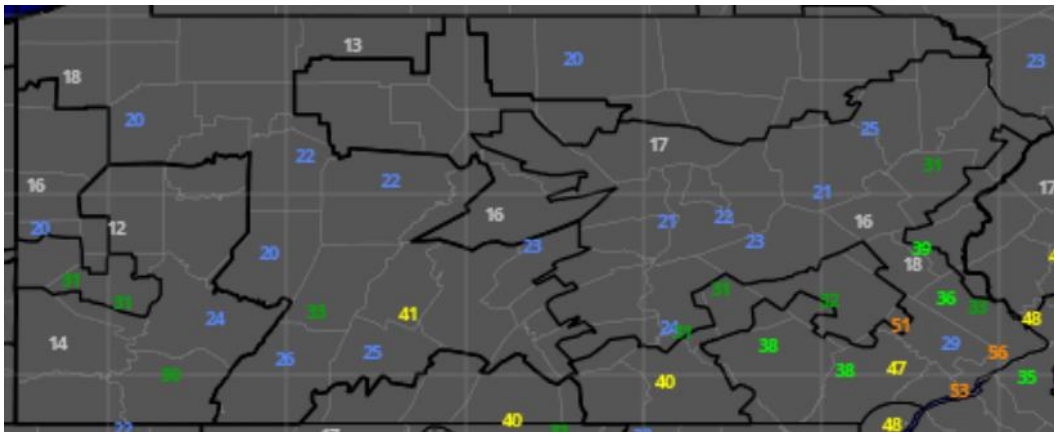

Graphic 2: 24-Hour Total Precipitation – Wednesday, May 20, 2026

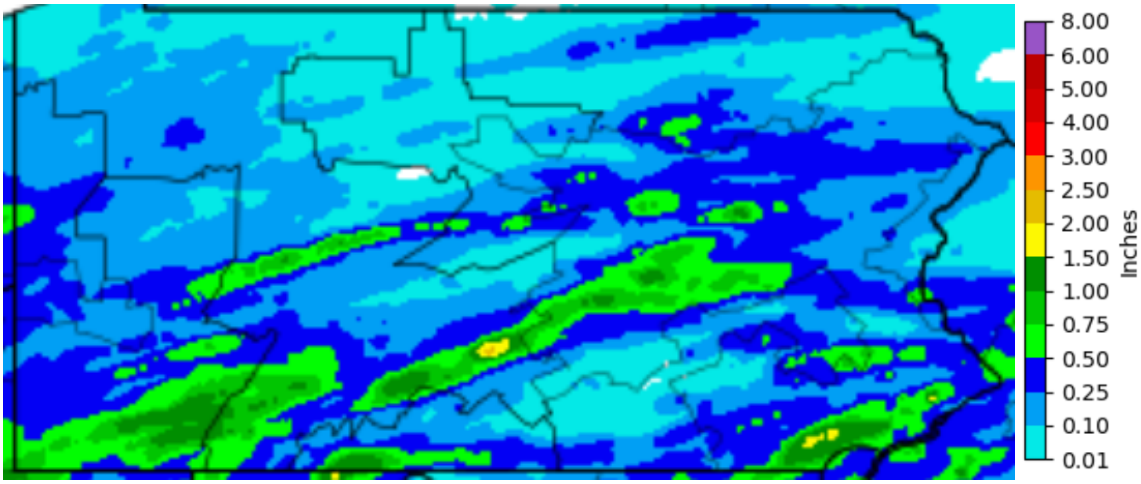

Graphic 3: 24-Hour Total Precipitation – Thursday, May 21, 2026

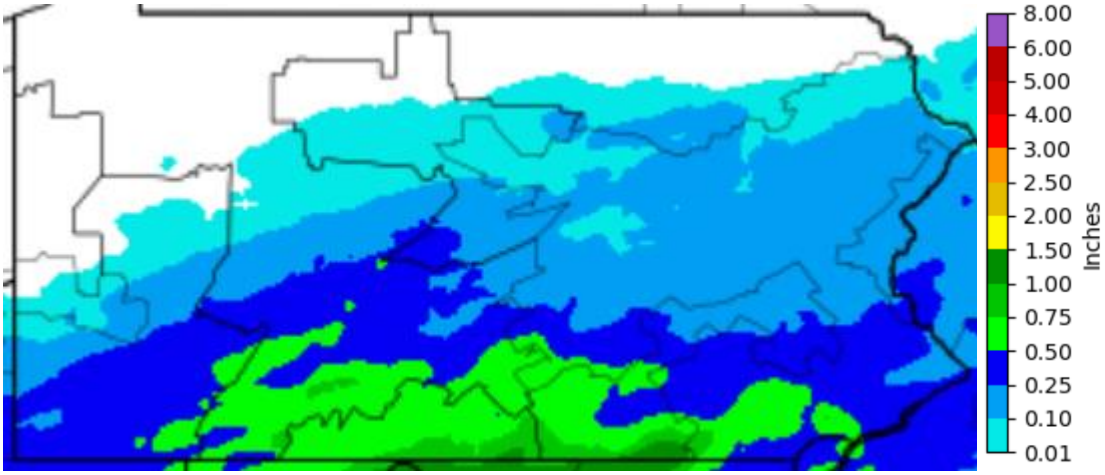

Attachment C: Restoration Curve

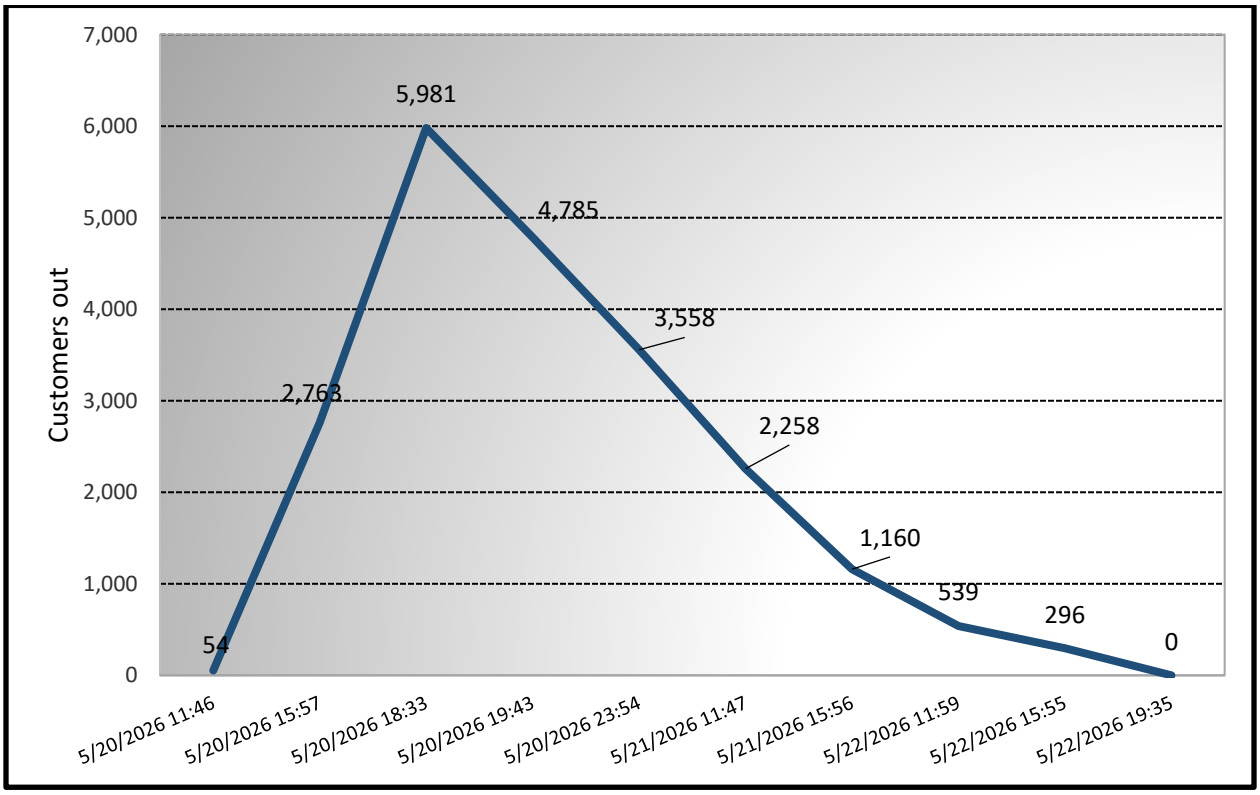

Attachment D: Order Restoration Graphs

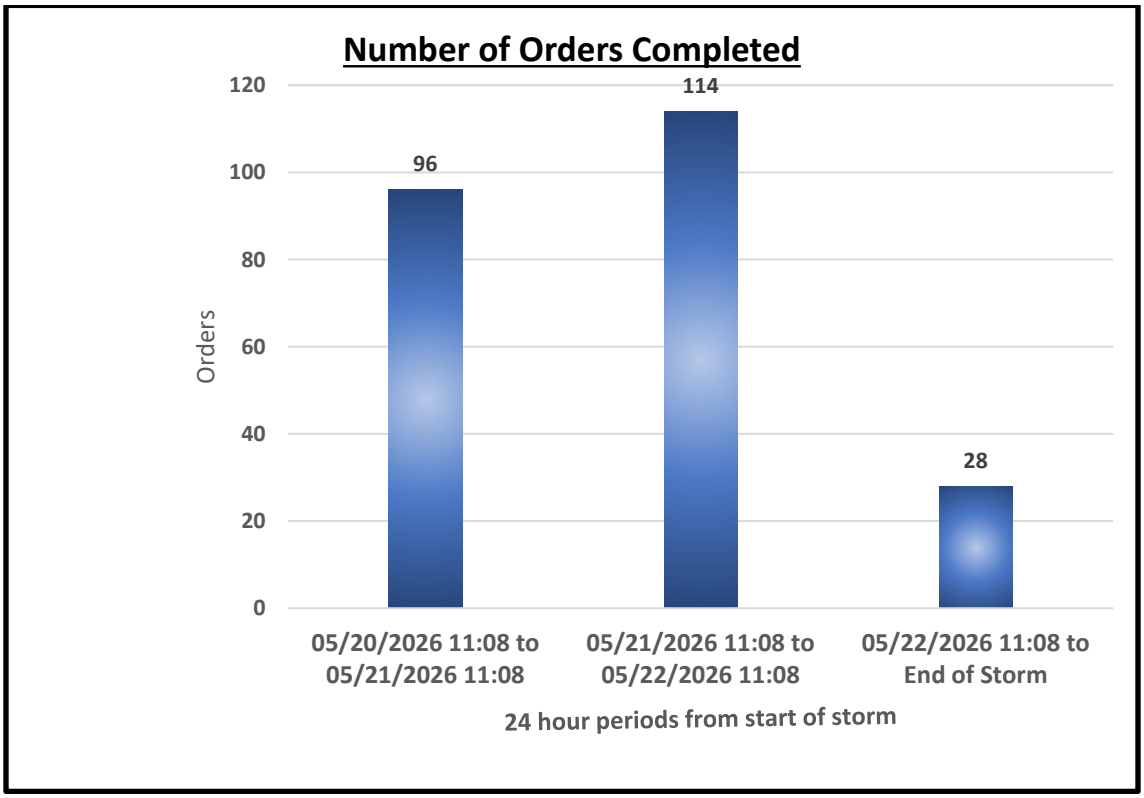

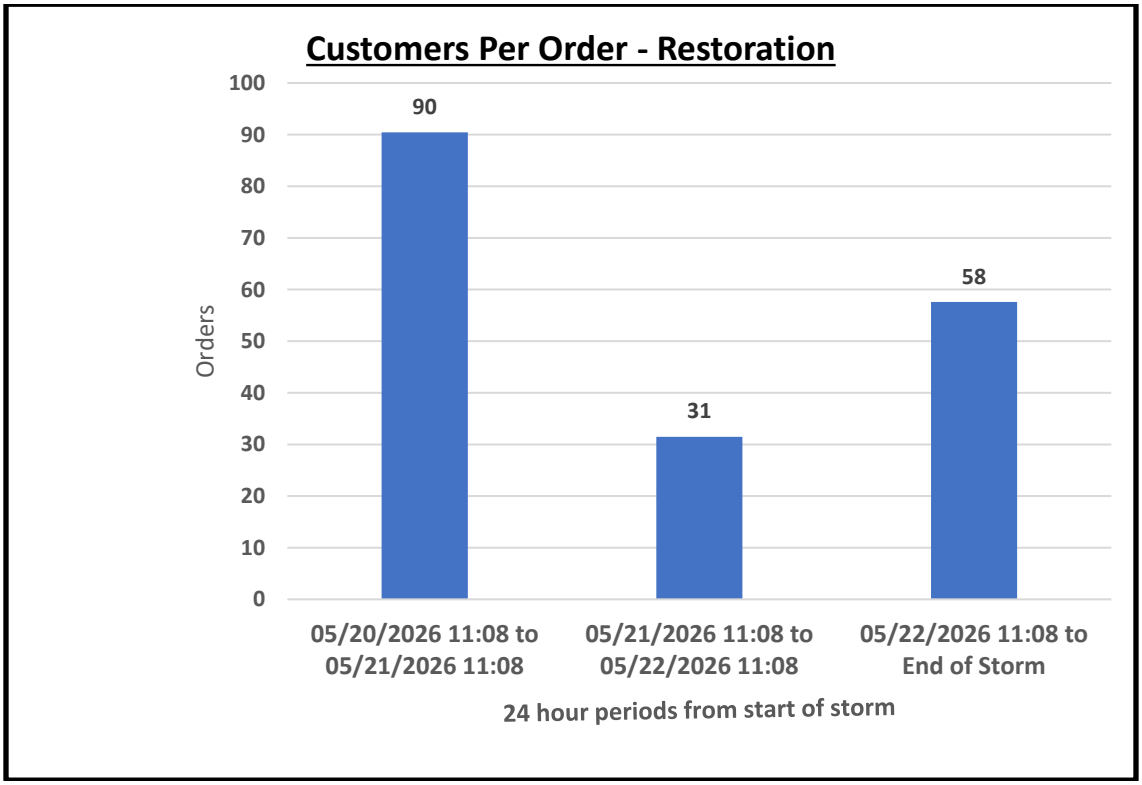

Attachment E: Meteorologist Reports

Monday, May 18, 2026 @ 0919

New Issuance:
Several rounds of scattered thunderstorms will be possible across FE in the next 3 days as a weak cold front stubbornly moves through the footprint.

Reminder: it will abnormally hot and humid across FE both today and Tuesday, with widespread heat index values over 90 degrees…and some areas of FE approaching heat index values of 100F.

Next update by 11am Tuesday.

See graphic below for more information.

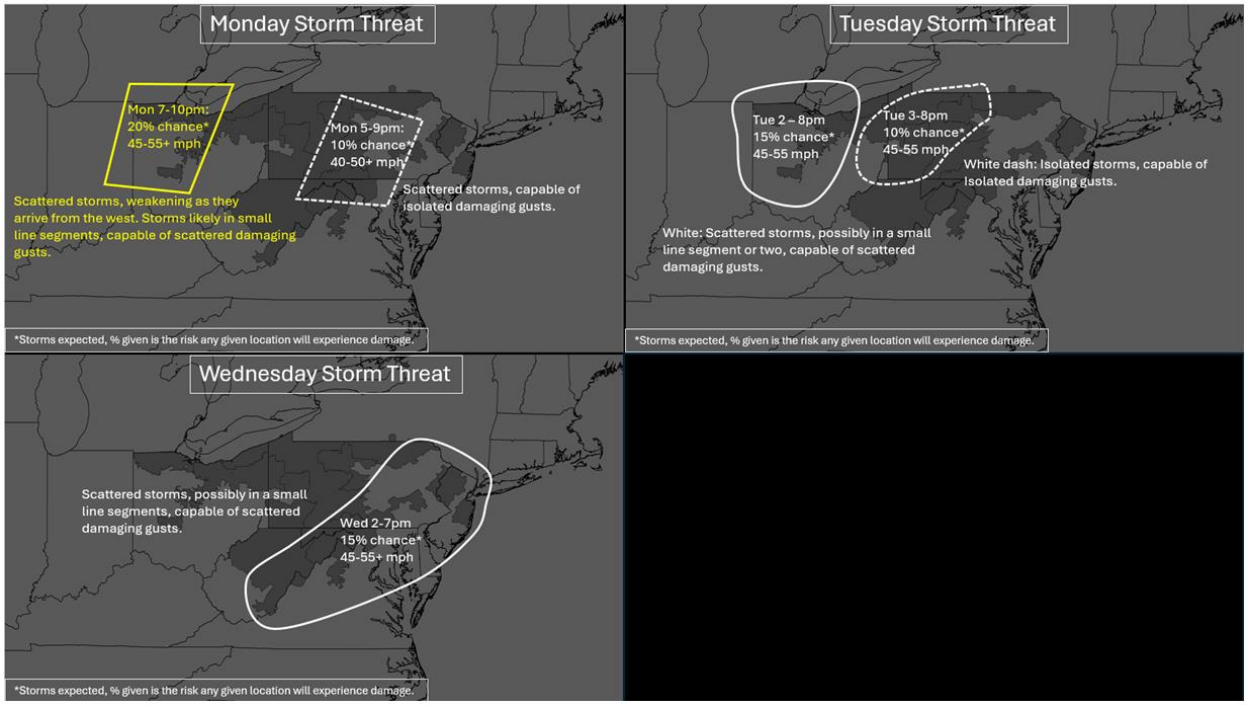

Monday, May 18, 2026 @ 11:45

Update:
Updating forecast for areas of western/central OH this afternoon; wave of storms currently entering Indiana is ahead of schedule and is expected to arrive in western OH later this afternoon. The earlier arrival increases risk for both storm coverage and potential wind damage in areas of western OH through the early evening.

No other changes to other elements of the forecast at this time.

Next update by 11am Tuesday.

See graphic below for further information.

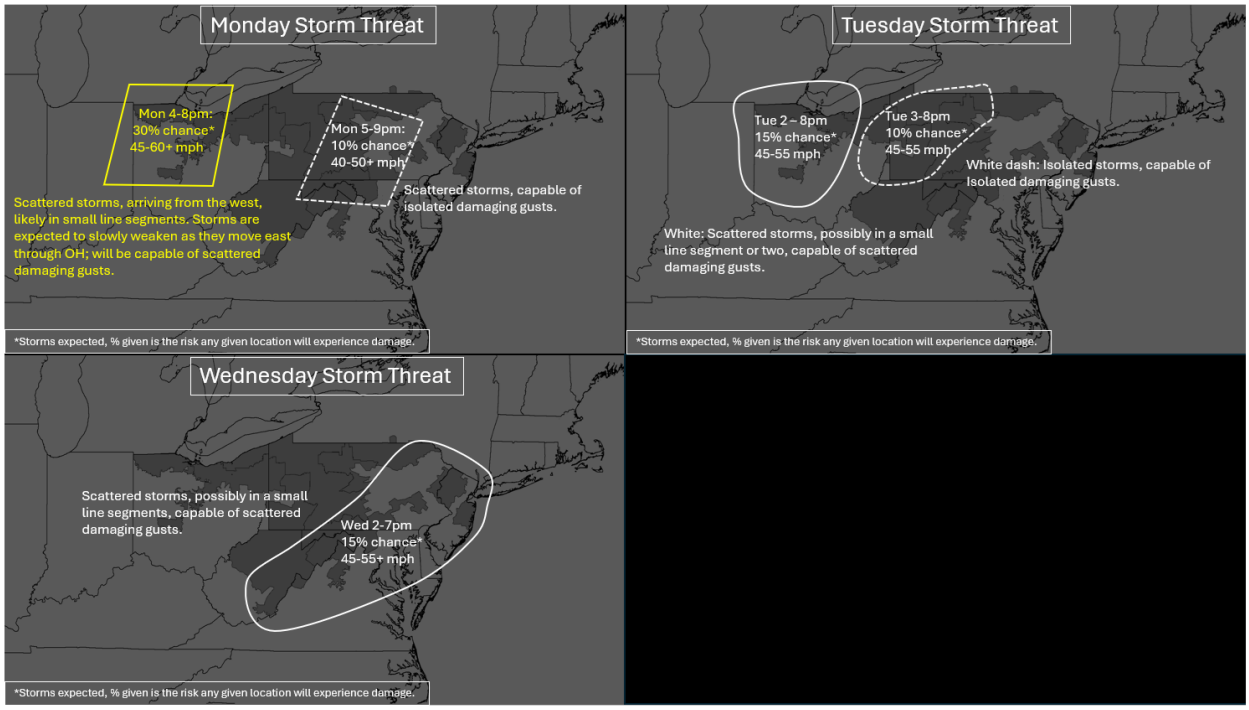

Tuesday, May 19, 2026 @ 0857

Update:
Tuesday: Slightly raised storm/wind threat for areas of OH this evening, also slight expansion of isolated storm risk in areas of PA this afternoon.
Wednesday: No major changes to forecast at this time.

Reminder: it will abnormally hot and humid across FE Today, with widespread heat index values over 90 degrees…and some areas of FE approaching heat index values of 100F. While heat and humidity will break in the western half of FE overnight, hot and humid conditions will persist through eastern/southern FE through Wednesday.

Next update by 11am Wednesday.

See graphic below for more information.

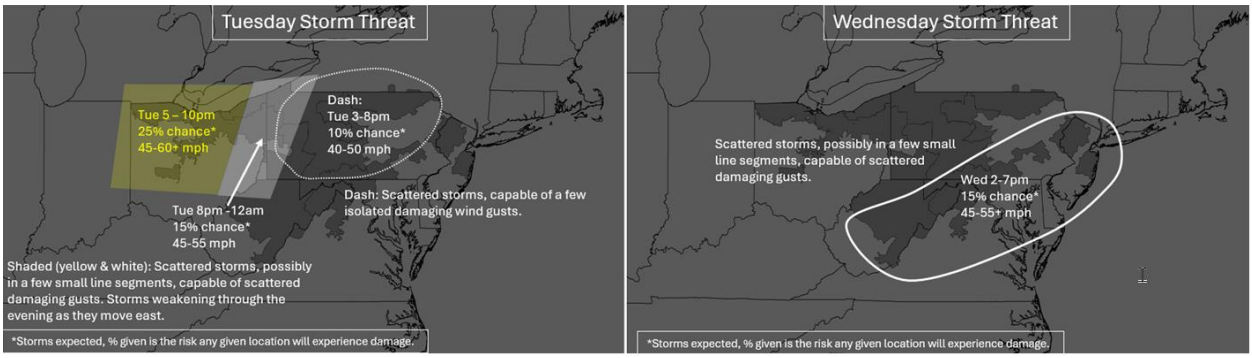

Wednesday, May 20, 2026 @ 0856

Update:
No major changes to forecast for today; scattered storm development with pockets of damaging gusts remain expected along a cold front as it slowly progresses through southern and eastern FE this afternoon and evening.

Any outstanding hot and humid conditions will break with the passage of the cold front later today.

See graphic below for further information.

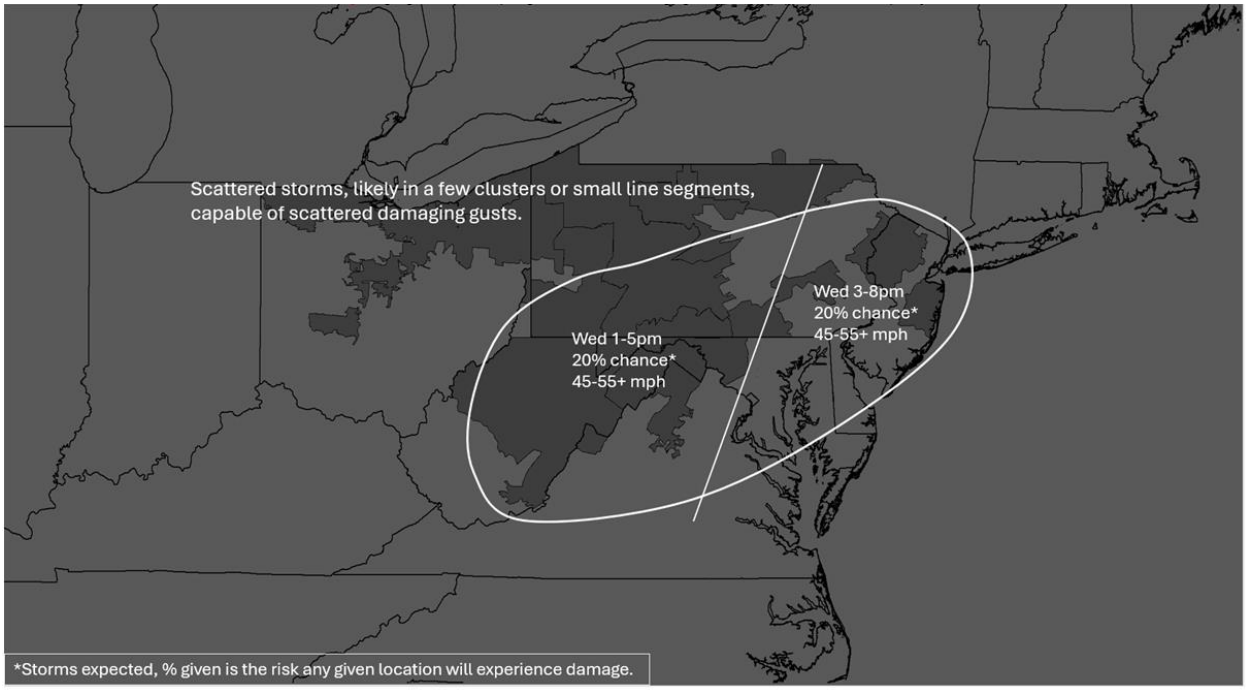

Wednesday, May 20, 2026 @ 1415

Update:
Slight increase in severe storm/wind damage risk for areas of eastern PA and NJ with expected thunderstorms this afternoon. Expected increase in storm coverage, as well as potential for a few small line segments also increases the maximum gust potential for storms (60+ mph).

Last Scheduled Update.
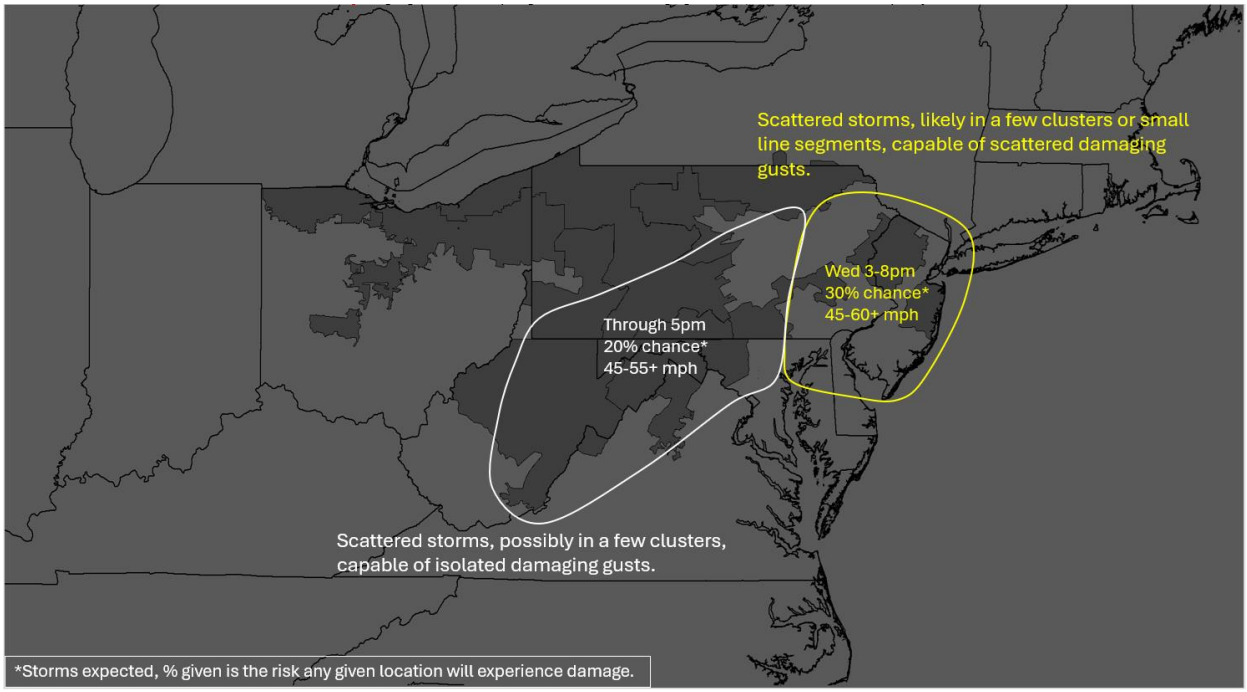
See graphic below for updated information.